

# Spin-transport in superconductors

K. Ohnishi,<sup>1,2</sup> S. Komori,<sup>3</sup> G. Yang,<sup>3</sup> K.-R. Jeon,<sup>3,4</sup> L. A. B. Olde Olthof,<sup>3</sup> X. Montiel,<sup>3</sup> M. G. Blamire,<sup>3</sup> and J. W. A. Robinson<sup>3, a)</sup>

<sup>1)</sup>Department of Physics, Kyushu University, 744 Motoooka, Fukuoka, 819-0395, Japan

<sup>2)</sup>Research center for Quantum Nano-Spin Sciences, 744 Motoooka, Fukuoka, 819-0395, Japan

<sup>3)</sup>Department of Materials Science & Metallurgy, University of Cambridge, 27 Charles Babbage Road, Cambridge CB3 0FS, United Kingdom

<sup>4)</sup>Max Planck Institute of Microstructure Physics, Weinberg 2, 06120 Halle (Saale), Germany

(Dated: 20 January 2022)

Spin-transport in superconductors is a subject of fundamental and technical importance with the potential for applications in superconducting-based cryogenic memory and logic. Research in this area is rapidly intensifying with recent discoveries establishing the field of superconducting spintronics. In this perspective we provide an overview of the experimental state-of-the-art with a particular focus on local and nonlocal spin-transport in superconductors, and propose device schemes to demonstrate the viability of superconducting spin-based devices.

Spintronics has developed as an extension of semiconductor transistor based electronics by utilising both the spin and charge degrees of freedom of electrons. Spintronic devices rely on the creation and transfer of spin-angular momentum through spin current transport in magnetic and nonmagnetic materials<sup>1,2</sup>. Ferromagnets are key materials for spin generation, detection and manipulation in semiconductors along with normal (nonmagnetic) metals for transmitting spin information between ferromagnetic elements in a circuit. However, equivalent experiments in which the normal metal is replaced with a superconductor such as Al or Nb are far less understood. In a standard s-wave superconductor, the electrons pair (“Cooper pairs”) with opposite spins in a so-called spin-singlet state. Singlet pairs and thus singlet supercurrents do not carry a net spin and hence spin transmission in the superconducting state depends on the superconducting gap and is also highly sensitive to the magnetisation structure of the proximitized ferromagnet<sup>3–5</sup>.

The conflict between superconductivity and ferromagnetism results in intriguing spin-related phenomena at s-wave superconductor/ferromagnet (SC/FM) interfaces<sup>5–9</sup>. Supercurrents are dissipationless and Cooper pairs are coherent and hence, combining superconductivity and spin-related phenomena offers the potential for new devices. These device may offer an energy efficient means of generating spin-currents<sup>7–9</sup> and also exciting avenues for spin-independent quantum phenomena<sup>8,10</sup> as well as the discovery of quantum materials<sup>10</sup>, and energy efficient computing<sup>7,8,11,12</sup>. In this perspective, we survey recent advances and outstanding issues in the area of spin-dependent transport in superconductors, and outline device concepts that could exploit spin supercurrents in active devices.

Quasiparticle (i.e. unpaired electrons) spin currents have been investigated through spin current injection experiments into superconductors, both in local<sup>12–22</sup> and non-local<sup>23–26</sup> device geometries. At a FM/SC interface, an electron injected from FM can either enter the SC as a quasiparticle with an

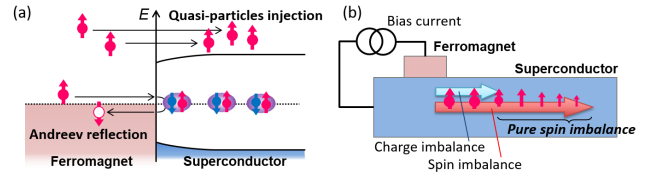


FIG. 1. (a) Spin-polarised electrons at a ferromagnet (FM) / superconductor (SC) interface. The injected electrons induce a spin-polarisation of quasiparticles while Andreev reflection lowers the transmission of the spin component of the current into the superconductor. (b) Injected spin-current is propagated in a lateral structure as a pure spin current.

energy above the superconducting gap or form a Cooper pair via Andreev reflection<sup>3,27</sup>. As shown in Fig. 1(a), since singlet pairs cannot carry a net spinangular momentum, spin-polarised electrons are injected as quasi-particles in a SC with a voltage bias<sup>13–16,18–22</sup> and/or thermal excitation<sup>23–25</sup>.

An injected current from a FM induces a non-equilibrium accumulation of charge and spin at a SC/FM interface, which results in a charge and spin imbalance within the SC near the SC/FM interface<sup>5,28</sup>. Since the transport equations for spin and charge imbalances are different in a SC, the decay length of spin imbalance can be longer than that of charge imbalance<sup>21,29</sup>. Therefore, the diffusion of spin-imbalance (i.e. spin diffusive currents) without a charge imbalance is possibly away from the junction point as illustrated in Fig. 1(b). This can be termed as a “pure spin-imbalance” as an analogue of pure spin currents which are a spin current without a net charge current in NM. The pure spin-imbalance was detected as a spin signal using a nonlocal FM probe – e.g. F. Hübner et. al.<sup>20</sup> and C. H. L. Quay et. al.<sup>21</sup> reported evidence for spin-polarised quasiparticle diffusive currents in a lateral spin-valve using superconducting Al as the spin-current channel and injected the spin-polarised current from a FM into the Zeeman-spin-split superconducting density of states in Al.

The spin diffusive current in a SC is described by diffusion

<sup>a)</sup>Electronic mail: jjr33@cam.ac.uk

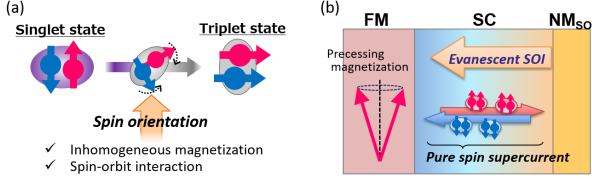


FIG. 2. (a) Schematic illustration showing conversion of singlet pairs to spin-polarized triplet pairs. (b) Spin-polarized supercurrent in a superconductor (SC) in contact with a normal metal (NM) with strong spin-orbit interaction (SOI) and a ferromagnet (FM).

equations with key parameters including the spin-polarisation and spin-diffusion time/length<sup>2,9,30</sup>. To manipulate a spin diffusive current in a SC and utilise the spin for applications, these parameters should be carefully investigated and understood. They have been estimated through techniques including the Hanle<sup>19,31</sup> and spin Hall<sup>25,32</sup> effects, and the local/nonlocal spin signals in spin-valve structure<sup>19,24,26,30</sup>. Despite intensive investigation of the spin diffusion current within SCs, the relationship between spin-relaxation times and diffusion lengths remains unclear<sup>32,33</sup> and much debated.

A second potential type of spin current is the condensate spin current (so-called spin supercurrent), which is carried by spin-triplet Cooper pairs. Spin triplet Cooper pairs are spin-polarised and therefore triplet supercurrents are able to carry a net spin. Spin-triplet pairs have been detected in SC/FM hybrids as long-range correlations in a FM<sup>7,34,35</sup>, through critical temperature measurements of SC/FM multilayers<sup>36-39</sup>, supercurrents in SC/FM/SC Josephson junctions<sup>40-45</sup> and density of state measurements<sup>46-49</sup>. At a homogeneously magnetized SC/FM interface, spin-zero triplet pairs form through a spin-mixing process. Spin-zero triplet pairs decay on the same length scale as singlet pairs which is typically a few nanometres in a FM. In the presence of magnetic inhomogeneity<sup>6-8,34,35,50</sup> and/or appropriate spin-orbit coupling<sup>51-54</sup> at a SC/FM interface, the spin-zero triplet pairs convert to spin-polarized triplet pairs as illustrated in Fig. 2(a). Spin-polarized triplet pairs propagate through a FM over the triplet coherence length, which is tens nm and theoretically limited to the spin-flip length of the FM.

Evidence for pure spin supercurrents in a SC were first shown by K.-R. Jeon et. al.<sup>55</sup> through spin-pumping experiments using Pt/Nb/Py/Nb/Pt multilayers in the superconducting state. Here the effective Gilbert damping (which is proportional to the spin-current density) of the precessing Py ( $\text{Ni}_{80}\text{Fe}_{20}$ ) magnetization increased below the superconducting transition temperature, indicating that the spin sink efficiency of Pt increased as a superconducting gap in Nb opened as schematically illustrated in Fig. 2(b). The explanation is that the strong spin-orbit coupling in Pt induces an evanescent spin-orbit interaction in Nb which, in conjunction with an induced magnetic exchange in Pt from Py through Nb<sup>56,57</sup>, creates triplet channel through superconducting Nb. Since this equal-spin density of states channel in Nb offers a pathway

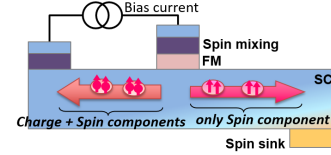


FIG. 3. Possible lateral circuit for pure spin supercurrents. In the right-hand half of the superconducting channel which is out of the loop, the supercurrent only with the spin component can be driven, namely a pure spin supercurrent.

for transferring spin angular momentum, the spin current at the Py/Nb interface is additionally transferred and absorbed in Pt, resulting in an enhanced spin current density above the normal state. Although further work is required in order to establish the spin transfer mechanism(s), this work provided compelling evidence for spin supercurrents.

As a result of the interplay between spin supercurrents and the absolute phase of the superconducting state, spin supercurrents should be considered as more than just a low dissipation equivalent of normal state spin currents. Nevertheless, the generation of nondissipative spin currents without dissipative charge currents is of great importance for low energy computing applications. Even under the unlikely assumption of 100% spin polarisation, the current densities achievable in the superconducting state have not yet reached the necessary magnitudes required for conventional spin-transfer torque switching. Therefore, the ability to exploit spin supercurrents is dependent on other interactions and phenomena, which are only just being explored. Moreover, fundamental parameters such as the spinpolarisation, the conversion rate from singlet-to-triplet pairs, decay lengths and times are experimentally unclear and require intensive study both theoretically and experimentally.

The discovery of pure spin supercurrents in a conventional SC offers the potential for the separation of spin and charge components in the superconducting state, which is the analogue of non-local spin transport in normal state lateral devices. In the case of a diffusive current, the current is driven by a gradient of electrochemical potentials. Since the spin supercurrent is carried by coherence Cooper pairs we can expect that a gradient of absolute phase of the superconducting condensate to act as an electrochemical potential. This alters the structures required to generate this spin and charge separation of a triplet state. A structure to test this is a SC/spin-mixer/FM/SC/spin-mixer/SC structure as shown in Fig. 3. Here, the spin-mixing layers perform the necessary singlet-to-triplet pair conversion process, and the central FM spin-filters the spin-polarized triplet pairs. Although the charge component of the injected spin supercurrent flows in accordance with the conventional coherence conditions, the equilibrium current-phase relations for spin and charge components will be different<sup>58,59</sup>. In other words, it may be possible to have a non-zero spin supercurrent while the phase difference between the two superconductors is zero. Hence a spin accu-

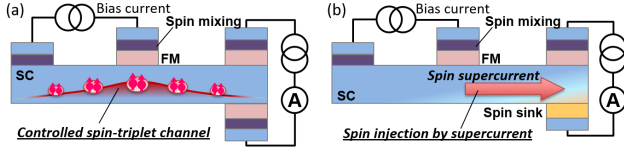


FIG. 4. Possible lateral circuit for nonlocal control via spin supercurrent. The spin supercurrent induced by left-hand loop can control a supercurrent in the right-hand loop through (a) shared superconducting channel or (b) strong spin-orbit material (spin sink).

mulation without charge flow (i.e. a pure spin supercurrent) could appear in the region away from the junction, provided that a suitable spin-sink or spin-source is created. In contrast to the normal state, the transmission range of this pure spin supercurrent is primarily limited not by the spin diffusion length but the coherence length of the induced triplet state, which appears to be comparable to the singlet coherence length. Even with this restriction, superconductors such as Al are ideal for realising this type of lateral device due to its long coherence length of hundreds of nanometres<sup>60,61</sup>.

We suggest two possible setups that involve spin supercurrents to create new functionality for superconducting circuits. Firstly, if the structure in Fig. 3 is extended as shown in Fig. 4(a) to share the channel of spin supercurrent with another circuit, the magnitude of the charge supercurrent in the right-hand loop may be controlled by the sign of the current in the left loop. The spin supercurrent in the left loop determines the spin polarisation of the triplet state in the SC channel. This naturally restricts the spin supercurrent in the right loop, depending on the sign of the current and magnetisation of the electrodes. The magnitude of the critical current in the right-hand loop may thus provide an experimental method to detect a pure spin supercurrent which flows non-locally through the superconducting layer. A related scenario is described theoretically in Ref. 62 where a spin-polarized supercurrent is assumed to propagate through an intrinsic triplet (p-wave) condensate.

An alternative coupling arrangement is shown in Fig. 4(b). Here, a supercurrent flowing in the left loop pumps spin into the spin sink which is the high spin-orbit material forming part of the right-hand loop. The effective exchange field induced by spin accumulation in this material acts with the spin-orbit coupling to create a triplet channel in the right-hand loops which only has one conventional spin mixer. As a result, the spin supercurrent in the right-hand loop can be controlled by that in the left-hand-loop. We would like to stress that, in the structure shown in Fig. 4(b), the injecting spins into the spin-orbit materials are not necessary to be generated from supercurrent. The conventional spin injection or spin-polarised quasiparticles are also available to induce an effective exchange field. There must be some dissipation due to the spin flow in the spin-orbit materials, but this could be small.

There are a few key underlying assumptions in these proposals. In the spin supercurrent, the charge and spin components must be manipulated separately – i.e. the spin polarisation

of the spin supercurrent is determined without regard to the flow of the charge component in the superconductor. In Fig. 4(b), assuming that the triplet proximity channel can carry only Cooper pairs, the conversion in spin current between condensates and quasi-particles at the contact between SC and a high spin-orbit materials is inevitable to be absorbed or extracted. Moreover, the injected spin accumulation in the spin-orbit materials has to act as an effective exchange field. Experimental results<sup>55</sup> show some possibilities, but there has so far been no detailed theoretical exploration of them.

## ACKNOWLEDGMENTS

This work is supported by the EPSRC Programme Grant “Superspin” (EP/N017242/1) and the JSPS Programme “Fostering Globally Talented Researchers” (JPMXS05R2900005).

- <sup>1</sup>I. Žutić, J. Fabian, and S. Das Sarma, *Rev. Mod. Phys.* **76**, 323 (2004).
- <sup>2</sup>S. Maekawa, S. O. Valenzuela, E. Saitoh, and T. Kimura, *Spin Current* (Oxford Univ. Press, 2012).
- <sup>3</sup>M. Tinkham, *Introduction of Superconductivity* (Dover, 2004).
- <sup>4</sup>Yu A. Izyumov, Yu N. Proshin, M. G. Khusainov, *Physics-Uspekhi* **45**, 109 (2002).
- <sup>5</sup>A. I. Buzdin, *Rev. Mod. Phys.* **77**, 935 (2005).
- <sup>6</sup>F. S. Bergeret, A. F. Volkov, and K. B. Efetov, *Rev. Mod. Phys.* **77**, 1321 (2005).
- <sup>7</sup>M. G. Blamire and J. W. A. Robinson, *J. Phys.: Condens. Matter* **26**, 453201 (2014).
- <sup>8</sup>M. Eschrig, *Rep. Prog. Phys.* **78**, 104501 (2015).
- <sup>9</sup>D. Beckmann, *J. Phys.: Condens. Matter* **28**, 163001 (2016).
- <sup>10</sup>W. Han, S. Maekawa, and X.-C. Xie, *Nat. Mater.* **19**, 139 (2020).
- <sup>11</sup>I. M. Dayton, T. Sage, E. C. Gingrich, M. G. Loving, T. F. Ambrose, N. P. Siwak, S. Keebaugh, C. Kirby, D. L. Miller, A. Y. Herr, Q. P. Herr, and O. Naaman, *IEEE Mag. Lett.* **9**, 3301905 (2018).
- <sup>12</sup>M.-H. Nguyen, G. J. Ribeill, M. Gustafsson, S. Shi, S. V. Aradhya, A. P. Wagner, L. M. Ranzani, L. Zhu, R. Baghdadi3, B. Butters, E. Toomey, M. Colangelo, P. A. Truitt, A. Jafari-Salim, D. McAllister, D. Yohannes, S. R. Cheng, R. Lazarus, O. Mukhanov, K. K. Berggren, R. A. Buhrman, G. E. Rowlands, and T. A. Ohki, *arXiv:1907.00942* (2019).
- <sup>13</sup>M. Johnson, *Appl. Phys. Lett.* **65**, 1460 (1994).
- <sup>14</sup>J. Y. Gu, J. A. Caballero, R. D. Slater, R. Loloe, and W. P. Pratt, Jr., *Phys. Rev. B* **66**, 140507(R) (2002).
- <sup>15</sup>C. D. Chen, Watson Kuo, D. S. Chung, J. H. Shyu, and C. S. Wu, *Phys. Rev. Lett.* **88**, 047004 (2002).
- <sup>16</sup>Yun-Sok Shin, Hu-Jong Lee, and Hyun-Woo Lee, *Phys. Rev. B* **71**, 144513 (2005).
- <sup>17</sup>C. Bell, S. Milikisyants, M. Huber, and J. Aarts, *Phys. Rev. Lett.* **100**, 047002 (2008).
- <sup>18</sup>N. Poli, J. P. Morten, M. Urech, A. Brataas, D. B. Haviland, and V. Korenivski, *Phys. Rev. Lett.* **100**, 136601 (2008).
- <sup>19</sup>H. Yang, S.-H. Yang, S. Takahashi, S. Maekawa, and S. S. P. Parkin, *Nat. Mater.* **9**, 586 (2010).
- <sup>20</sup>F. Hübner, M. J. Wolf, D. Beckmann, and H. v. Löhneysen, *Phys. Rev. Lett.* **109**, 207001 (2012).
- <sup>21</sup>C. H. L. Quay, D. Chevallier, C. Bena, and M. Aprili, *Nat. Phys.* **9**, 84 (2013).
- <sup>22</sup>M. J. Wolf, F. Hübner, S. Kolenda, H. v. Löhneysen, and D. Beckmann, *Phys. Rev. B* **87**, 024517 (2013).
- <sup>23</sup>K. Ohnishi, T. Kimura, and Y. Otani, *Appl. Phys. Lett.* **96**, 192509 (2010).
- <sup>24</sup>T. Wakamura, N. Hasegawa, K. Ohnishi, Y. Niimi, and Y. Otani, *Phys. Rev. Lett.* **112**, 036602 (2014).
- <sup>25</sup>T. Wakamura, H. Akaike, Y. Omori, Y. Niimi, S. Takahashi, A. Fujimaki, S. Maekawa, and Y. Otani, *Nat. Mater.* **14**, 675 (2015).
- <sup>26</sup>K. Ohnishi, Y. Ono, T. Nomura, and T. Kimura, *Sci. Rep.* **4**, 6260 (2014).
- <sup>27</sup>G. E. Blonder, M. Tinkham, and T. M. Klapwijk, *Phys. Rev. B* **25**, 4515 (1982).

- <sup>28</sup>S. Takahashi, H. Imamura, and S. Maekawa, Phys. Rev. Lett. 82, 3911 (1999).
- <sup>29</sup>H. L. Zhao and S. Hershfield, Phys. Rev. B 52, 3632 (1995).
- <sup>30</sup>T. Yamashita, S. Takahashi, H. Imamura, and S. Maekawa, Phys. Rev. B 65, 172509 (2002).
- <sup>31</sup>M. Silaev, P. Virtanen, T. T. Heikkilä, and F. S. Bergeret, Phys. Rev. B 91, 024506 (2015).
- <sup>32</sup>S. Takahashi and S. Maekawa, Phys. Rev. Lett. 88, 116601 (2002).
- <sup>33</sup>T. Taira, M. Ichioka, S. Takei, and H. Adachi, Phys. Rev. B 98, 214437 (2018).
- <sup>34</sup>M. Eschrig, Phys. Today 64, 43 (2011).
- <sup>35</sup>J. Linder, and J. W. A. Robinson, Nat. Phys. 11, 307 (2015).
- <sup>36</sup>P. V. Leksins, N. N. Garif'yanov, I. A. Garifullin, Ya. V. Fominov, J. Schumann, Y. Krupskaya, V. Kataev, O. G. Schmidt, and B. Büchner, Phys. Rev. Lett. 109, 057005 (2012).
- <sup>37</sup>N. Banerjee, C. B. Smiet, R. G. J. Smits, A. Ozaeta, F. S. Bergeret, M. G. Blamire, and J. W. A. Robinson, Nat. Commun. 5, 3048 (2014).
- <sup>38</sup>X. L. Wang, A. Di Bernardo, N. Banerjee, A. Wells, F. S. Bergeret, M. G. Blamire, and J. W. A. Robinson, Phys. Rev. B 89, 140508(R) (2014).
- <sup>39</sup>A. Srivastava, L. A. B. Olde Olthof, A. Di Bernardo, S. Komori, M. Amado, C. Palomares-Garcia, M. Alidoust, K. Halterman, M. G. Blamire, and J. W. A. Robinson, Phys. Rev. Applied 8, 044008 (2017).
- <sup>40</sup>R. S. Keizer, S. T. B. Gönnerwein, T. M. Klapwijk, G. Miao, G. Xiao, and A. Gupta, Nature 439, 825 (2006).
- <sup>41</sup>M. S. Anwar, F. Czeschka, M. Hesselberth, M. Porcu, and J. Aarts, Phys. Rev. B 82, 100501(R) (2010).
- <sup>42</sup>T. S. Khaire, M. A. Khasawneh, W. P. Pratt Jr, and N. O. Birge, Phys. Rev. Lett. 104, 137002 (2010).
- <sup>43</sup>J. W. A. Robinson, J. D. S. Witt, and M. G. Blamire, Science 329, 59 (2010).
- <sup>44</sup>Jian Wang, Meenakshi Singh, Mingliang Tian, Nitesh Kumar, Bangzhi Liu, Chuntai Shi, J. K. Jain, Nitin Samarth, T. E. Mallouk, and M. H. W. Chan, Nature Physics 6, 389 (2010).
- <sup>45</sup>N. Banerjee, J. W. A. Robinson, and M. G. Blamire, Nat. Commun. 5, 4771 (2014).
- <sup>46</sup>Y. Kalcheim, O. Millo, A. Di Bernardo, A. Pal, and J. W. A. Robinson, Phys. Rev. B 92, 060501(R) (2015).
- <sup>47</sup>A. Di Bernardo, S. Diesch, Y. Gu, J. Linder, G. Divitini, C. Ducati, E. Scheer, M. G. Blamire, and J. W. A. Robinson, Nat. Commun. 6, 8053 (2015).
- <sup>48</sup>Y. Kalcheim, I. Felner, O. Millo, T. Kirzhner, G. Koren, A. Di Bernardo, M. Egilmez, M. G. Blamire, and J. W. A. Robinson, Phys. Rev. B 89, 180506(R) (2014).
- <sup>49</sup>Y. Kalcheim, O. Millo, M. Egilmez, J. W. A. Robinson, M. G. Blamire, Phys. Rev. B 85, 10504 (2012).
- <sup>50</sup>F. S. Bergeret, A. F. Volkov, and K. B. Efetov, Phys. Rev. Lett. 86, 4096 (2001).
- <sup>51</sup>F. S. Bergeret and I. V. Tokatly, Phys. Rev. Lett. 110, 117003 (2013).
- <sup>52</sup>F. S. Bergeret and I. V. Tokatly, Phys. Rev. B 89, 134517 (2014).
- <sup>53</sup>Sol H. Jacobsen, Jabir Ali Ouassou, and Jacob Linder, Phys. Rev. B 92, 024510 (2015).
- <sup>54</sup>S. H. Jacobsen, I. Kulagina, and J. Linder, Sci. Rep. 6, 23926 (2016).
- <sup>55</sup>Kun-Rok Jeon, Chiara Ciccarelli, Andrew J. Ferguson, Hidekazu Kurebayashi, Lesley F. Cohen, Xavier Montiel, Matthias Eschrig, J. W. A. Robinson, and Mark G. Blamire, Nature Materials 17, 499 (2018).
- <sup>56</sup>X. Montiel and M. Eschrig, Phys. Rev. B 98, 104513 (2018).
- <sup>57</sup>Kun-Rok Jeon, Chiara Ciccarelli, Hidekazu Kurebayashi, Lesley F. Cohen, Xavier Montiel, Matthias Eschrig, Sachio Komori, Jason W. A. Robinson, and Mark G. Blamire, Phys. Rev. B 99, 024507 (2019).
- <sup>58</sup>X. Waintal and P. Brouwer, Phys. Rev. B 65, 054407 (2002).
- <sup>59</sup>K. Halterman and M. Alidoust, Supercond. Sci. Technol. 29, 055007 (2016).
- <sup>60</sup>A. Kleine, A. Baumgartner, J. Trbovic and C. Schönenberger, Euro. Phys. Lett. 87, 27011 (2009).
- <sup>61</sup>P. Cadden-Zimansky, J. Wei and V. Chandrasekhar, Nat. Phys. 5, 393 (2009).
- <sup>62</sup>S. B. Chung, S. K. Kim, K. H. Lee, and Y. Tserkovnyak, Phys. Rev. Lett. 121, 167001 (2018).