

Symmetric spin liquids on the stuffed honeycomb lattice

Jyotisman Sahoo¹ and Rebecca Flint^{1,*}

¹*Department of Physics and Astronomy, Iowa State University, USA*

We use a projective symmetry group analysis to determine all symmetric spin liquids on the stuffed honeycomb lattice Heisenberg model. This lattice interpolates between honeycomb, triangular and dice lattices, always preserving hexagonal symmetry, and it already has one spin liquid candidate, TbInO_3 , albeit with strong spin-orbit coupling not considered here. In addition to the stuffed honeycomb lattice itself, we gain valuable insight into potential spin liquids on the honeycomb and triangular lattices, as well as how they might be connected. For example, the sublattice pairing state proposed on the honeycomb lattice connects to the uniform spinon Fermi surface that may be relevant for the triangular lattice with ring exchange, while there are no spin liquids competitive on both the $J_1 - J_2$ honeycomb and triangular lattice limits. In particular, we find three stuffed honeycomb descendants of the $\text{U}(1)$ Dirac spin liquid widely believed to be found on the $J_1 - J_2$ triangular lattice. We also discuss how spin liquids near the honeycomb limit can potentially explain the physics of $\text{LiZn}_2\text{Mo}_3\text{O}_8$.

I. INTRODUCTION

Quantum spin liquids provide an exciting and relatively simple example of topological order with low energy fractional spin $1/2$ excitations and emergent gauge fluctuations¹. Unfortunately, it is difficult to find quantum spin liquids either in materials or in models. Magnetic frustration plays a key role in stabilizing spin liquids over competing orders. While the kagome lattice provides the best current candidates²⁻⁷, there are also potential spin liquids on both the next-nearest-neighbor honeycomb⁸⁻¹³ and triangular¹⁴⁻²⁰ lattices. Our paper addresses potential spin liquids on the frustrated *stuffed honeycomb* lattice²¹ that interpolates between the triangular and honeycomb lattices. Our analysis sheds light on how the spin liquids might evolve between the two and provides guidance for future numerical calculations.

The stuffed honeycomb lattice is a non-Bravais lattice with space group $p6m$, containing three sublattices (ABC) in a hexagonal unit cell. It can be thought of as a honeycomb lattice (AB) with additional spins (C) at the center of each hexagon, effectively coupling honeycomb and triangular lattices. The lattice and its space group generators are shown in Fig.1. Note that the A and B sites are related by symmetry while C is symmetry related only in the triangular lattice limit. There are two types of nearest-neighbor bonds not related by symmetry, which we call J_1 for the bonds on the honeycomb sublattices and J' for bonds between the C and honeycomb spins. This model interpolates from the honeycomb (decoupled from a C spin triangular lattice) at $J' = 0$ to the triangular for $J' = J_1$, both of which potentially host spin liquid regions⁸⁻²⁰, and the dice lattice for $J_1 = 0$, all the while maintaining the hexagonal symmetry, in contrast to the usual anisotropic triangular lattices^{17,22-27}. The classical phase diagram of this model was found in Ref. 21, while previous work has also examined a region of partial (C sublattice) disorder near the honeycomb limit with only nearest neighbor couplings^{15,28-31}; further neighbor couplings will remove this region of partial

disorder as they induce independent C spin order.

This lattice has been realized in rare earth indium oxides, RInO_3 , $\text{R} = (\text{Gd}, \text{Tb}, \text{Dy})$ ^{32,33}. TbInO_3 is particularly interesting³⁴⁻³⁶, as it does not order down to the lowest experimentally accessible temperatures; while Tb is a non-Kramers ion, both Tb sites seem to have magnetic moments and inelastic neutron scattering finds a low energy continuum reminiscent of spinons.

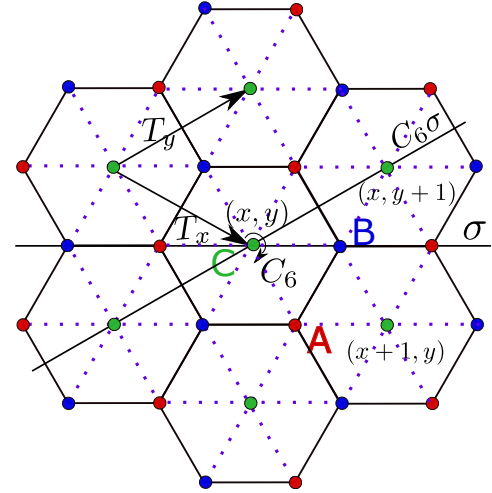


FIG. 1: **Model:** This figure shows the stuffed honeycomb lattice with three sublattices indicated as A/B (blue/green) and C (red). A and B are related to each other by symmetry, but not to C. Each site is represented as (x, y, s) with (x, y) giving the Bravais lattice site index and 's' denoting the sublattice. The solid and dotted bonds indicate the two different nearest-neighbor couplings (J_1 and J'). The space group generators are also shown: T_x and T_y are translations, while σ and $C_6\sigma$ denote mirror planes, and C_6 is a six-fold rotation axis about the C sites.

This model was originally introduced³⁷ to explain the magnetic behavior of the cluster magnet $\text{LiZn}_2\text{Mo}_3\text{O}_8$ ³⁸⁻⁴⁴. In this material, Mo_3O_{13} molecular clusters carry spin $\frac{1}{2}$ and sit on a triangular lattice.

The high temperature Curie-Weiss susceptibility reflects all spins, but two-thirds of them vanish below 100K. It has been proposed that a spontaneous lattice symmetry breaking leads to an emergent honeycomb lattice hosting a valence bond solid or spin liquid^{37,38}, weakly coupled to the remaining one-third of the spins, which remain disordered down to low temperatures; hence $\text{LiZn}_2\text{Mo}_3\text{O}_8$ could potentially exist near the honeycomb limit of the stuffed honeycomb phase diagram.

In this paper, we determine all symmetric \mathbb{Z}_2 spin liquids for Heisenberg spins on the stuffed honeycomb lattice using a projective symmetry group (PSG)⁴⁵ analysis. This analysis also provides a convenient way to choose variational wavefunctions in a variational Monte Carlo (VMC) simulation⁴⁶. This kind of analysis has already been done for the triangular^{47,48} and honeycomb⁴⁹ limits, and here we show how those two limits may be connected, as well as finding spin liquids present only in the full stuffed honeycomb lattice.

The organization of the paper is as follows. We review the basics of PSG analysis in Sec.II, and apply this analysis to the stuffed honeycomb lattice in Sec.III. In Sec.IV, we show how the spin liquid *ansatze* are determined from PSGs. Our results are shown in Sec.V, including a discussion of spin liquids previously found in the honeycomb and triangular limits, as well as the application to $\text{LiZn}_2\text{Mo}_3\text{O}_8$. Sec. VC discusses the three descendants of the U(1) Dirac spin liquid found on the stuffed honeycomb, while Sec. VI summarizes our results.

II. BACKGROUND

Projective symmetry group (PSG) analysis is used to classify the possible spin liquid phases on a given lattice. The analysis can be done using either a fermionic or bosonic representation for the spins, which naturally captures spinons in the spin liquid phases. Here we restrict ourselves to the more general fermionic representation. It naturally has an emergent $\text{SU}(2)$ gauge freedom, which complicates and enriches any symmetry analysis, requiring the use of *projective* symmetry groups that effectively project out the gauge symmetry. The gauge symmetry means that apparently different states may actually be related by a gauge transformation. And a global symmetry operation, \mathcal{R} (like rotation, translation, etc.) may not leave a symmetric state invariant, as it must be followed by an appropriate gauge transformation, $g_{\mathcal{R}}$ to reveal the full symmetry of the state. These combined operations, $(g_{\mathcal{R}}, \mathcal{R})$ form the projective symmetry group⁴⁵.

In principle, any set of $\{(\mathcal{R}, G_{\mathcal{R}})\}$ gives a different projective symmetry group and thus a different spin liquid. However, in practice the allowed combinations of gauge transformations and symmetries are greatly constrained by the algebraic relations that the space group must satisfy. Furthermore, any of the remaining allowed combinations are gauge-equivalent to one another; once this

redundancy has been removed, there is usually a small set of distinct PSGs that lead to distinct spin liquids. The properties of these spin liquids can then be analyzed in the fermionic mean-field theory allowed by the projective symmetries, and beyond.

We consider the generic Heisenberg Hamiltonian:

$$H = \sum_{\langle ij \rangle} J_{ij} \mathbf{S}_i \cdot \mathbf{S}_j. \quad (1)$$

The spin operators can be expressed as

$$S_i^a = \frac{1}{2} f_{i\alpha}^\dagger \sigma_a^{\alpha\beta} f_{i\beta}, \quad (2)$$

where we use Einstein summation, ‘i’ denotes the site index and σ_a are the Pauli matrices. $f_{i\alpha}$ creates a neutral fermion of spin $\alpha = \uparrow$ or \downarrow at site ‘i’. This representation is invariant under the continuous $\text{SU}(2)$ particle-hole transformation: $f_\alpha \mapsto \cos \theta f_\alpha + \sin \theta f_{\bar{\alpha}}^\dagger$, where $\bar{\alpha} = -\alpha$. While here we consider a Heisenberg Hamiltonian, the PSGs that emerge from this analysis are much more general and will represent any model with the same $\text{SU}(2)$, lattice and time-reversal symmetries, including higher order spin terms like ring exchange.

Although the spin commutation relations are satisfied by both sides of eq.(2), the dimensions of the Hilbert spaces do not match. The spin space per site is two-dimensional, while the fermionic Hilbert space per site is four-dimensional. To restrict our description to the physical spin-1/2 subspace, we must introduce the following constraint of one fermion per site,

$$\sum_{\alpha} f_{i\alpha}^\dagger f_{i\alpha} = 1, \quad f_{i\alpha} f_{i\bar{\alpha}} = 0. \quad (3)$$

The redundancy of our fermionic Hilbert space leads to an $\text{SU}(2)$ gauge redundancy that the original spin space did not have. We introduce the Nambu spinor $\psi_i = (f_{i\uparrow}, f_{i\downarrow}^\dagger)$, where a local $\text{SU}(2)$ transformation: $W_i \psi_i$ [$W_i \in \text{SU}(2)$] leaves the spin operator invariant.

Inserting this fermionic representation into the Heisenberg Hamiltonian leads to a quartic fermionic Hamiltonian that may be decoupled with the mean-field amplitudes $\xi_{ij} = \langle f_{i\alpha}^\dagger f_{j\alpha} \rangle$ (‘hopping’) and $\Delta_{ij} = \langle f_{i\uparrow} f_{j\downarrow} \rangle$ (‘pairing’)⁴⁵. This mean-field theory becomes exact if the $\text{SU}(2)$ spins are generalized to $\text{Sp}(N)$ spins⁵⁰. In the mean-field picture, the exact constraints become

$$\langle f_{i\alpha}^\dagger f_{i\alpha} \rangle = 1, \quad \langle f_{i\alpha} f_{i\bar{\alpha}} \rangle = 0. \quad (4)$$

These conditions are enforced by Lagrange multipliers, λ_j^a , which adds the following term to the Hamiltonian:

$$\sum_j \{ \lambda_j^3 (f_{j\alpha}^\dagger f_{j\alpha} - 1) + [(\lambda_j^1 + i\lambda_j^2) f_{j\downarrow} f_{j\uparrow} + \text{H.c.}] \}$$

The resulting quadratic mean-field Hamiltonian can be rewritten in terms of the Nambu spinor ψ_i ,

$$H_{MF} = \sum_{i,j} \psi_i^\dagger u_{ij} \psi_j + \text{H.c.} + \sum_j \lambda_j^a \psi_j^\dagger \sigma_a \psi_j \quad (5)$$

where the 2×2 link matrices u_{ij} are:

$$u_{ij} = \begin{pmatrix} \xi_{ij} & \Delta_{ij} \\ \Delta_{ij}^* & -\xi_{ij}^* \end{pmatrix}. \quad (6)$$

These may be compactly written as $u_{ij} = u_{ij}^\mu \tau_\mu$ where $\{\tau_\mu\}$ are the Pauli matrices in Nambu space, $(i\mathbb{1}_2, \tau_a)$, $a = 1, 2, 3$ and $[u_{ij}]^\dagger = u_{ji}$. The parameters u_{ij}^μ can be written as $\{u_{ij}^\mu\} = \{\xi_{ij}^{(2)}, \Delta_{ij}^{(1)}, \Delta_{ij}^{(2)}, \xi_{ij}^{(1)}\}$, where $\xi_{ij} = \xi_{ij}^{(1)} + i\xi_{ij}^{(2)}$ are complex hopping and $\Delta_{ij} = \Delta_{ij}^{(1)} + i\Delta_{ij}^{(2)}$ are complex singlet pairing amplitudes. Similarly, we can treat the Lagrange multipliers as the matrices $\lambda_j = \lambda_j^a \tau_a$.

The eigenvalues of (5) give the single spinon dispersion for a given mean-field *ansatz*. The physical symmetries may not be respected in the single spinon spectrum, as only the two-spinon continuum is physical. However, the dispersion can still tell us a lot about the nature of the spin liquid, particularly its low energy structure.

The spinons only capture half the story; there are also emergent gauge fluctuations. Fixing u_{ij} and λ_j typically breaks the local $SU(2)$ gauge freedom. However, no *ansatz* can completely break it and H_{MF} may still be gauge invariant under a $SU(2)$, $U(1)$ or \mathbb{Z}_2 transformation. These spin liquids are called $SU(2)$, $U(1)$ or \mathbb{Z}_2 spin liquids. There always exists a subgroup, $\{W_i\}$ of $SU(2)$ gauge transformations that leave the *ansatz* unchanged,

$$u_{ij} = W_i^\dagger u_{ij} W_j \quad \forall u_{ij}. \quad (7)$$

$\{W_i\} = \{\pm\mathbb{1}_2\}$ is the minimal group that preserves the *ansatz*, as any u_{ij} is invariant under a global \mathbb{Z}_2 transformation. Generically, this remaining gauge freedom is the invariant gauge group (IGG)⁴⁵, and helps determine the gauge/symmetry combinations. We will focus on \mathbb{Z}_2 spin liquids, where the gauge fluctuations are gapped and the mean-field solution is stable. Here, gauge fluctuations are weak, but fluctuations are important for $U(1)$ or $SU(2)$ spin liquids, where they are not gapped. In such cases the mean-field theory may not be stable and the fermions and gauge fields are strongly coupled^{45,51}.

The goal of our PSG analysis is to find the allowed combinations of gauge and symmetry operations, $\{(\mathcal{R}, G_{\mathcal{R}})\}$ and their associated mean-field *ansatze* that respect all the symmetries of the lattice, once the gauge degree of freedom is considered. The Hamiltonian has $SU(2)$ spin rotation symmetry, time-reversal and space group symmetries. The $SU(2)$ spin symmetry is automatically satisfied by H_{MF} if the u_{ij}^μ 's are real⁴⁷. In the rest of the paper, we consider only the discrete symmetries.

There are a number of previous PSG analyses^{45,47–49}, with different notation; here, we mostly follow that of Bieri, Lhullier and Messio⁴⁷. Within our mean-field picture, a given PSG will define a spin liquid phase described by a collection of *ansatze* u_{ij} that remain invariant under a particular combination of the symmetry operations and $SU(2)$ gauge transformations. The space group (SG) and time-reversal symmetry elements (\mathcal{R}) will thus be accompanied by spatially dependent $SU(2)$

gauge transformations ($g_{\mathcal{R}}$) to form the elements of the PSG, $Q_{\mathcal{R}} = (g_{\mathcal{R}}, \mathcal{R}) \in SG \ltimes \mathcal{G}$. These elements act on an *ansatz* $u = [u_{ij}; \lambda_j]$ as

$$Q_{\mathcal{R}}(u) = [g_{\mathcal{R}}(i)u_{\mathcal{R}^{-1}(i,j)}g_{\mathcal{R}}^\dagger(j); g_{\mathcal{R}}(j)\lambda_{\mathcal{R}^{-1}(j)}g_{\mathcal{R}}^\dagger(j)]. \quad (8)$$

From this, we find the multiplication rule,

$$Q_A Q_B = (g_A, A)(g_B, B) = (g_A A g_B A^{-1}, AB). \quad (9)$$

An *ansatz* allowed by the PSG will satisfy,

$$Q_{\mathcal{R}}(u) = u. \quad (10)$$

As any element, $W_i = \pm\mathbb{1}_2$ in the IGG leaves all *ansatz* invariant, these are all possible gauge elements associated with the space group identity \mathbf{e} . Any algebraic relationship in the SG only needs to be respected in the PSG up to the IGG, meaning up to a sign for \mathbb{Z}_2 spin liquids,

$$Q_x Q_y = \omega(x, y) Q_{xy}, \quad (11)$$

where $\omega(x, y) = \pm 1$. These signs are important to distinguish different PSGs. The $g_{\mathcal{R}}$'s associated with the symmetry elements are not unique, as a gauge transformation W can take us from one representation of the PSG to another via the transformation,

$$g_{\mathcal{R}}(i) \mapsto W_i^\dagger g_{\mathcal{R}}(i) W_{\mathcal{R}^{-1}(i)}. \quad (12)$$

To summarize, for any symmetry transformation, \mathcal{R} , the projective symmetry transformation is $Q_{\mathcal{R}} = (g_{\mathcal{R}}, \mathcal{R})$. These $Q_{\mathcal{R}}$'s leave the allowed mean-field *ansatze* invariant, and can be constrained by requiring the $Q_{\mathcal{R}}$'s to satisfy the algebraic relations of the space group, up to the IGG. There are actually equivalence classes of $\{Q_{\mathcal{R}}\}$ that can be related by local gauge transformations; we will proceed to find an example of each equivalence class on the stuffed honeycomb lattice.

III. PSGS OF THE STUFFED HONEYCOMB

In this section, we develop the distinct PSGs for the stuffed honeycomb lattice by determining the $Q_{\mathcal{R}}$'s satisfying the algebraic relations followed by the space group.

A. Space group elements

The space group (SG) of the stuffed honeycomb lattice is generated by: $SG = \{T_{\hat{x}}, T_{\hat{y}}, C_6, \sigma\}$. $T_{\hat{x}}$ and $T_{\hat{y}}$ are translation operators, shown in Fig. 1, while C_6 and σ are six-fold rotation and reflection operators, respectively. These generators obey the algebraic relations:

$$T_{\hat{x}} T_{\hat{y}} = T_{\hat{y}} T_{\hat{x}} \quad (13a)$$

$$\sigma T_{\hat{x}} = T_{\hat{y}} \sigma \quad (13b)$$

$$T_{\hat{y}} C_6 = C_6 T_{\hat{x}} = T_{\hat{x}} C_6 T_{\hat{y}} \quad (13c)$$

and

$$\sigma^2 = e \quad (14a)$$

$$C_6^6 = e \quad (14b)$$

$$(C_6\sigma)^2 = e \quad (14c)$$

These are equivalent to those of the honeycomb lattice⁴⁹, as the space groups are identical.

Now we determine the gauge representations, $g_{\mathcal{R}}$ associated with each $\mathcal{R} \in \text{SG}$. In general, these are spatially dependent (i), depending both on the unit cell [(x,y)] and sublattice (s=A,B,C). We start with the translation operators, where the first algebraic relation, (13a) requires

$$g_{\hat{x}}(i)T_{\hat{x}}g_{\hat{y}}(i)T_{\hat{x}}^{-1} = \epsilon_2 g_{\hat{y}}(i)T_{\hat{y}}g_{\hat{x}}(i)T_{\hat{y}}^{-1}. \quad (15)$$

'i' indicates (x, y, s) and ϵ_2 is a shorthand for the sign $\omega(T_{\hat{x}}, T_{\hat{y}})\omega(T_{\hat{y}}, T_{\hat{x}})^{-1}$. We can use eq. (12) to gauge fix $g_{\hat{x}}$ to be $\mathbb{1}_2$, which simplifies (15) to:

$$\begin{aligned} g_{\hat{y}}(x-1, y, s) &= \epsilon_2 g_{\hat{y}}(x, y, s) \\ g_{\hat{y}}(x, y, s) &= \epsilon_2^x g_{\hat{y}}(y, s). \end{aligned} \quad (16)$$

We can simultaneously remove the y-dependence of $g_{\hat{y}}$ by using a y-dependent gauge transformation to gauge fix $g_{\hat{y}}$; this gauge transformation leaves $g_{\hat{x}}$ invariant, as it must. Now we have the representations for both translation operators,

$$\begin{aligned} g_{\hat{x}}(x, y, s) &= \mathbb{1}_2 \\ g_{\hat{y}}(x, y, s) &= (\epsilon_2)^x \mathbb{1}_2. \end{aligned} \quad (17)$$

The rotation and reflection operators are treated similarly, as shown in the appendix. While several other signs, like ϵ_2 appear, these can all be removed by further gauge fixing that continues to leave all previously determined $g_{\mathcal{R}}$'s unchanged up to a sign. The final set of gauge representations is,

$$\begin{aligned} g_{\sigma}(x, y, A) &= (\epsilon_2)^{x(y+1)} g_{\sigma, A} \\ g_{\sigma}(x, y, B) &= (\epsilon_2)^{xy} g_{\sigma, B} \\ g_{\sigma}(x, y, C) &= (\epsilon_2)^{xy} g_{\sigma, C} \\ g_{C_6}(x, y, A) &= (\epsilon_2)^{(x+1)y+x(x-1)/2} g_{R, A} \\ g_{C_6}(x, y, B) &= (\epsilon_2)^{(x+1)y+x(x-1)/2} g_{R, B} \\ g_{C_6}(x, y, C) &= (\epsilon_2)^{(x+1)y+x(x-1)/2} g_{R, C}. \end{aligned} \quad (18)$$

Here, $g_{\sigma, s}$ and $g_{R, s}$ are all uniform SU(2) matrices. These are generically different for different sublattices, however we can find a gauge where $g_{R, B} = g_{R, A}$, but not so for $g_{\sigma, s}$. Consider the general sublattice gauge transformation, $g = (g_A, g_B, g_C)$. The $g_{R, s}$'s transform as,

$$\begin{aligned} g_{R, A} &\rightarrow g_A g_{R, A} g_B^{\dagger} \\ g_{R, B} &\rightarrow g_B g_{R, B} g_A^{\dagger} \\ g_{R, C} &\rightarrow g_C g_{R, C} g_C^{\dagger}. \end{aligned} \quad (19)$$

We can then define a new matrix, g_R by $g_R^2 = g_{R, B} g_{R, A}$. If we take the gauge $g = (g_{R, B}, g_R, g_{R, C})$, then

$$(g_{R, A}, g_{R, B}, g_{R, C}) \mapsto (g_R, g_R, g_{R, C}). \quad (20)$$

Hence, in our gauge, $g_{R, A} = g_{R, B} = g_R$. At this point, we have only used eq. (13). The $g_{\sigma, s}$'s and $g_{R, s}$'s are further constrained by (14):

$$\begin{aligned} (g_{\sigma, s})^2 &= \epsilon_{\sigma} \mathbb{1}_2 \\ g_{R, C}^6 &= g_R^6 = \epsilon_R \mathbb{1}_2 \\ (g_{R, C} g_{\sigma, C})^2 &= \epsilon_{R\sigma} \mathbb{1}_2 \\ g_R g_{\sigma, B} g_R g_{\sigma, A} &= g_R g_{\sigma, A} g_R g_{\sigma, B} = \epsilon_2 \epsilon_{R\sigma} \mathbb{1}_2 \end{aligned} \quad (21)$$

where ϵ_{σ} , ϵ_R , $\epsilon_{R\sigma} = \pm 1$ are all combinations of different $\omega(\mathcal{R}, \mathcal{R}')$ in the IGG. These are all the constraints on the PSGs given by the space group elements, but they will be further constrained by time-reversal symmetry.

B. Time Reversal

Time-reversal acts on the spinor f_i as $\mathcal{T}^{\dagger} f_i \mathcal{T} = i\sigma_2 f_i$ or equivalently $\mathcal{T}^{\dagger} \psi_i \mathcal{T} = [(-i\tau_2 \psi_i)^T]^{\dagger}$. It is convenient to use the gauge transformation: $\psi_i \mapsto i\tau_2 \psi_i$ to reduce the time-reversal operation to

$$\mathcal{T} : \psi_i \mapsto \psi_i^*. \quad (22)$$

This time-reversal operation inverts any generic *ansatz*, $u_{ij} \xrightarrow{\mathcal{T}} -u_{ij}$. The $g_{\mathcal{R}}$'s are constrained by the commutation of \mathcal{T} with all SG elements,

$$\begin{aligned} \mathcal{T} S &= S \mathcal{T} \quad \text{where } S = T_{\hat{x}}, T_{\hat{y}}, \sigma, C_6 \\ \mathcal{T}^2 &= -1, \end{aligned} \quad (23)$$

where we derive these constraints in Appendix A 2. The first set of relations force $g_{\mathcal{T}}$ to be independent of unit cell, but allow for sublattice dependence ($g_{\mathcal{T}, s}$) with the following conditions:

$$\begin{aligned} g_R g_{\mathcal{T}, A} &= \epsilon_{TR} g_{\mathcal{T}, B} g_R \\ g_R g_{\mathcal{T}, B} &= \epsilon_{TR} g_{\mathcal{T}, A} g_R \\ g_{R, C} g_{\mathcal{T}, C} &= \epsilon_{TR} g_{\mathcal{T}, C} g_{R, C} \\ g_{\sigma, s} g_{\mathcal{T}, s} &= \epsilon_{T\sigma} g_{\mathcal{T}, s} g_{\sigma, s} \quad (s=A, B, C), \end{aligned} \quad (24)$$

where ϵ_{TR} , $\epsilon_{T\sigma} = \pm 1$ are signs coming from the commutation relations from rotation and reflection operators, respectively. Finally, $\mathcal{T}^2 = -1$ requires that

$$g_{\mathcal{T}, s}^2 = \epsilon_{\mathcal{T}} \mathbb{1}_2. \quad (25)$$

In general, the symmetry allowed *ansatz* and the time-reversal representation, $g_{\mathcal{T}}(i)$, must satisfy :

$$-u_{ij} = g_{\mathcal{T}}(i) u_{ij} g_{\mathcal{T}}^{\dagger}(j). \quad (26)$$

For uniform $g_{\mathcal{T}}$, this equation forbids imaginary hopping terms, ($iu^0 \mathbb{1}_2$). Additionally, eq.(26) forces the *ansatz*

No.	ϵ_2	$g_{\sigma,C}$	$g_{\sigma,B}$	$g_{\sigma,A}$	$g_{R,C}$	g_R	λ_B	λ_C	u_1	u'	u_C	u_2	gap	flux
1	-	$i\tau_2$	$i\tau_2$	$i\tau_2$	$i\tau_2$	$i\tau_3$	2	2	2	2	\times	2	G	$(\pi,0)$
2	-	$i\tau_2$	$i\tau_2$	$-i\tau_2$	$i\tau_3$	$i\tau_3$	2	\times	1	2	2	2	D	$(\pi,0)$
3	-	$i\tau_2$	$i\tau_2$	$-i\tau_2$	$i\tau_3$	b	\times	\times	1	2	2	2	D	$(\pi,0)$
4	+	$\mathbb{1}_2$	$\mathbb{1}_2$	$\mathbb{1}_2$	$\mathbb{1}_2$	$\mathbb{1}_2$	1,3	1,3	1,3	1,3	1,3	1,3	G*	(0,0)
4a	+	$i\tau_3$	$i\tau_3$	$i\tau_3$	$\mathbb{1}_2$	$\mathbb{1}_2$	3	3	3	3	3	3	G*	(0,0)
5	+	$i\tau_1$	$i\tau_1$	$i\tau_1$	a	a	\times	\times	1	1	1	1	Q,D	NC
6	+	$\mathbb{1}_2$	$\mathbb{1}_2$	$\mathbb{1}_2$	$i\tau_3$	$i\tau_3$	1,3	3	3	1,3	3	1,3	G*	(0,0)
6a	+	$i\tau_3$	$i\tau_3$	$i\tau_3$	$i\tau_3$	$i\tau_3$	3	3	3	3	3	3	G*	(0,0)
7	+	$i\tau_1$	$i\tau_1$	$i\tau_1$	$\mathbb{1}_2$	a	\times	1	1	1	1	1	D	(0,0)
8	+	$i\tau_1$	$i\tau_1$	$i\tau_1$	a	$\mathbb{1}_2$	1	\times	1	1	1	1	Q	NC
9	-	$i\tau_2$	$i\tau_2$	$i\tau_2$	b	$i\tau_2$	2	\times	0	2	2	2	D	NC
10	-	$i\tau_2$	$i\tau_2$	$-i\tau_2$	b	b	\times	\times	1	2	2	2	D	NC

TABLE I: The table shows all PSGs with both nearest neighbor *ansatz* allowed. In the interest of space, we list only ϵ_2 , g_σ , and g_R , which are enough to identify a PSG and propagate the *ansatz*. While the $g_{\mathcal{R}}$'s are usually Pauli matrices, $a = \exp(i\tau_3\pi/3)$ and $b = \exp(i\tau_3\pi/6)$ are also allowed by the hexagonal symmetry for $g_R, g_{R,C}$. The *ansatz* allowed by the PSG are shown in the columns labeled with λ^μ , u^μ , which contain the allowed μ 's with the values 0,1,2 or 3; \times indicates that the *ansatz* is completely forbidden. The 'gap' column describes the most generic single spinon dispersion, with the acronyms: 'G'-gapped, 'D'-Dirac, 'FS'-spinon Fermi surface and 'Q'-Quadratic band touching. There are two types of spin liquids that can be gapped out. Some, labeled G, are gapped except for a measure zero region of the u parameter space, while others, labeled G* have substantial fractions of parameter space where they are gapless (e.g. - PSG 4 may be gapped, or may realize a spinon Fermi surface). The 'flux' column gives the SU(2) flux through the fundamental triangular plaquettes, calculated for each such plaquette around a given C site. While $(\pi,0)$ denotes an alternating π and 0 fluxes as shown in Fig.3, (0,0) means a 0 flux throughout. 'NC' stands for non-collinear flux, meaning that the directors vary between plaquettes.

components to be coplanar in this gauge. For example, if $g_\tau = \tau_2$, then the *ansatz* are restricted to the (τ_1, τ_3) plane. Generically, g_τ can be non-uniform which in principle allow a non-coplanar *ansatz*. In fact, we can convert a seemingly coplanar set into a non-coplanar one and vice-versa by a non-uniform gauge transformation. In general, $\epsilon_\tau = 1$ requires $g_{\tau,s} = \pm \mathbb{1}_2$, which significantly restricts the *ansatz* such that any *ansatz* connecting symmetry related sites must vanish. In the tables that follow, we will consider only the case $\epsilon_\tau = -1$.

IV. SPIN LIQUID ANSATZE

A PSG is defined by the set of $\{\epsilon_2, \epsilon_R, \epsilon_\sigma, \epsilon_{R\sigma}, \epsilon_{TR}, \epsilon_{T\sigma}\}$ and $\{g_{\sigma,s}, g_{R,C}, g_R, g_{\tau,s}\}$. To understand the nature of the spin liquid, we need to find which *ansatz* are allowed by the PSG. In order for an *ansatz* to have the full

No.	ϵ_2	$g_{\sigma,C}$	$g_{\sigma,B}$	$g_{\sigma,A}$	$g_{R,C}$	g_R	λ_B	λ_C	u_1	u_C	u_2	gap
1	-	$i\tau_3$	$i\tau_2$	$i\tau_2$	$i\tau_3$	$i\tau_3$	2	3	2	\times	2	G
2	+	$i\tau_3$	$i\tau_2$	$-i\tau_2$	$i\tau_3$	$i\tau_3$	2	3	3	3	2	FS
3	-	$i\tau_3$	$i\tau_2$	$-i\tau_2$	$i\tau_1$	$i\tau_1$	2	\times	3	3	2	FS
4	-	$i\tau_1$	$i\tau_2$	$-i\tau_2$	b	b	\times	\times	1	1	2	D
5	-	$i\tau_3$	$i\tau_2$	$-i\tau_2$	$i\tau_2$	b	\times	\times	1	3	2	D
6	-	$i\tau_1$	$i\tau_2$	$-i\tau_2$	b	$i\tau_3$	2	\times	1	1	2	D

TABLE II: This table lists all PSGs without any allowed u' *ansatz*; these are not expected to be good candidates near the triangular limit, but may be relevant near the honeycomb limit. All notation is identical to table I. There are no non-trivial nearest-neighbor triangle fluxes.

No.	ϵ_2	$g_{\sigma,C}$	$g_{\sigma,B}$	$g_{\sigma,A}$	$g_{R,C}$	g_R	λ_B	λ_C	u'	u_C	u_2	gap
1	-	$i\tau_1$	$i\tau_1$	$i\tau_1$	$i\tau_3$	$i\tau_1$	1	\times	1	1	1	D
2	+	$i\tau_2$	$i\tau_2$	$i\tau_2$	$i\tau_3$	$i\tau_3$	2	\times	2	\times	2	FB
3	+	$i\tau_2$	$i\tau_2$	$i\tau_2$	b	b	\times	\times	2	\times	2	FB
4	-	$i\tau_2$	$i\tau_2$	$i\tau_2$	$i\tau_2$	b	\times	2	2	\times	2	Q,D
5	+	$i\tau_2$	$i\tau_2$	$i\tau_2$	b	$i\tau_3$	2	\times	2	\times	2	FB
6	+	$i\tau_2$	$i\tau_2$	$i\tau_2$	$i\tau_3$	b	\times	\times	2	\times	2	FB
7	-	$\mathbb{1}_2$	$\mathbb{1}_2$	$-\mathbb{1}_2$	$\mathbb{1}_2$	$\mathbb{1}_2$	1,3	1,3	1,3	\times	1,3	G
7a	-	$i\tau_3$	$i\tau_3$	$-i\tau_3$	$\mathbb{1}_2$	$\mathbb{1}_2$	3	3	3	\times	3	G
8	-	$i\tau_1$	$i\tau_1$	$-i\tau_1$	a	a	\times	\times	1	\times	1	D
9	+	$i\tau_1$	$i\tau_1$	$-i\tau_1$	$i\tau_3$	$i\tau_1$	1	\times	1	\times	1	FB
10	-	$\mathbb{1}_2$	$\mathbb{1}_2$	$-\mathbb{1}_2$	$i\tau_3$	$i\tau_3$	1,3	3	1,3	1	1,3	G
11	+	$i\tau_2$	$i\tau_2$	$-i\tau_2$	$i\tau_2$	b	\times	2	2	2	2	Q
12	-	$i\tau_1$	$i\tau_1$	$-i\tau_1$	$\mathbb{1}_2$	a	\times	1	1	\times	1	D
13	-	$i\tau_1$	$i\tau_1$	$-i\tau_1$	a	$\mathbb{1}_2$	1	\times	1	\times	1	Q,D
14	+	$i\tau_2$	$i\tau_2$	$-i\tau_2$	b	$i\tau_2$	2	\times	2	\times	2	FB
15	-	$i\tau_1$	$i\tau_1$	$-i\tau_1$	$i\tau_2$	b	\times	\times	1	1	1	Q,D

TABLE III: This table lists all PSGs without any allowed u_1 *ansatz*; these are not expected to be relevant near the triangular and honeycomb limits, but may be relevant near the dice limit. Several of these have flat bands, indicated by 'FB'. These are unlikely to be stable mean-field phases. All notation is again identical to table I. There are again no non-trivial nearest-neighbor triangle fluxes.

symmetry of the lattice, it needs to satisfy eq.(10) for all symmetry operators. Explicitly,

$$\begin{aligned} g_{\mathcal{R}i} u_{\mathcal{R}^{-1}(ij)} g_{\mathcal{R}j}^\dagger &= u_{ij} \\ g_{\mathcal{R}j} \lambda_{\mathcal{R}^{-1}(j)} g_{\mathcal{R}j}^\dagger &= \lambda_j. \end{aligned} \quad (27)$$

This requirement strongly constrains the *ansatz*. There are two sub-classes of constraints. The first is the case where $\mathcal{R}^{-1}(ij) = (ij)$ or (ji) , which constrains the allowed u_{ij} . Similarly, if $\mathcal{R}^{-1}(j) = j$, we constrain λ_j . The second class relates different links/sites and gives the real space *ansatz*, which may appear to break translation symmetry and double the unit cell.

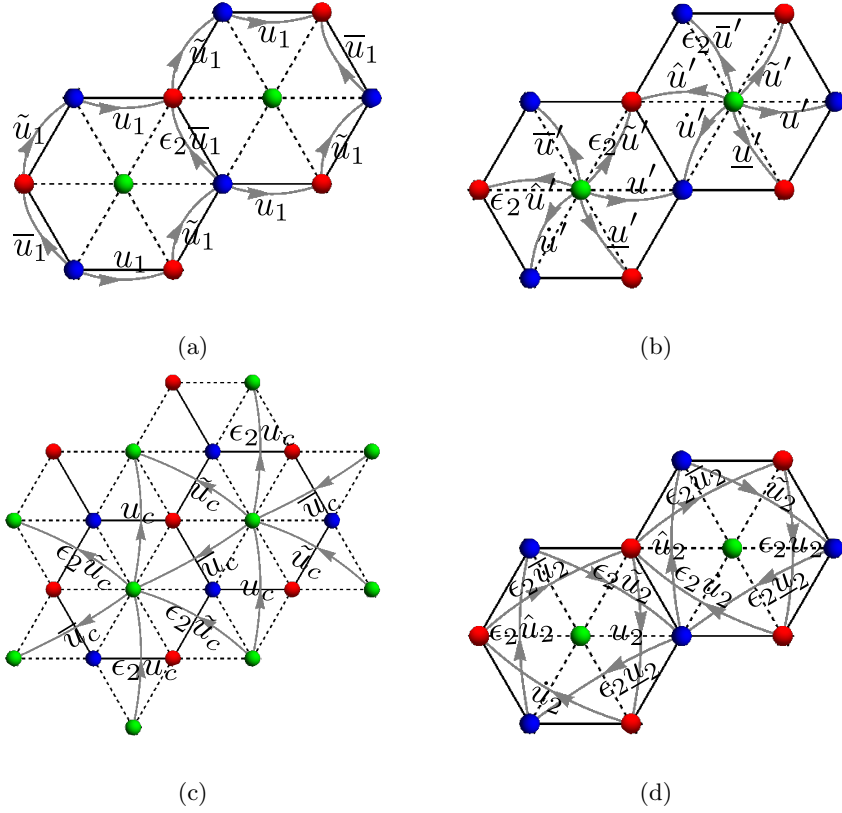


FIG. 2: This figure shows how the *ansatz* may be propagated through the unit cell using the definitions in eqns.(34)-(36). All *ansatz* can be captured within a six-site unit cell (doubled due to ϵ_2). While (a) and (b) show the nearest neighbor *ansatz*, u_1 and u' , (c) and (d) show the same for the second neighbors, u_C and u_2 , respectively.

First, we enumerate the constraints. λ_C must respect both generators of the point group.

$$\begin{aligned} \lambda_C &= g_{\sigma,C} \lambda_C [g_{\sigma,C}]^\dagger \quad (\sigma) \\ \lambda_C &= g_{R,C} \lambda_C [g_{R,C}]^\dagger \quad (R), \end{aligned} \quad (28)$$

while λ_B is invariant under σ and $T_{\hat{x}} R^2$,

$$\begin{aligned} \lambda_B &= g_{\sigma,B} \lambda_B [g_{\sigma,B}]^\dagger \quad (\sigma) \\ \lambda_B &= g_R^2 \lambda_B [g_R^2]^\dagger \quad (T_{\hat{x}} R^2). \end{aligned} \quad (29)$$

λ_A is determined by $\lambda_A = g_R^\dagger \lambda_B g_R$.

The nearest-neighbor terms between AB sites (u_1) are constrained by $T_{\hat{y}} R^3 T_{\hat{x}}$, which exchanges the sites, and $T_{\hat{x}}^{-1} T_{\hat{y}} \sigma$ which leaves the link invariant,

$$u_1^\dagger = \epsilon_2 g_R^3 u_1 (g_R^3)^\dagger \quad (T_{\hat{y}} R^3 T_{\hat{x}}) \quad (30a)$$

$$u_1 = (g_{\sigma,B}) u_1 (g_{\sigma,A})^\dagger \quad (T_{\hat{x}}^{-1} T_{\hat{y}} \sigma) \quad (30b)$$

The nearest-neighbor terms connecting AC/BC (u') are only constrained by σ , which leaves the links unchanged,

$$u' = g_{\sigma,C} u' g_{\sigma,B}^\dagger \quad (\sigma) \quad (31)$$

There are two different next-nearest neighbor terms that connect AA/BB sites (u_2) or CC sites (u_C). u_2 is

only invariant under σ ,

$$u_2^\dagger = (g_{\sigma,s}) u_2 (g_{\sigma,s})^\dagger \quad (\sigma), \quad (32)$$

for $s = A, B$, while u_C is constrained by

$$u_C^\dagger = \epsilon_2 g_{R,C}^3 u_C (g_{R,C}^3)^\dagger \quad (T_{\hat{y}} R^3 T_{\hat{x}}) \quad (33a)$$

$$u_C^\dagger = (g_{\sigma,C}) u_C (g_{\sigma,C})^\dagger \quad (T_{\hat{x}}^{-1} T_{\hat{y}} \sigma) \quad (33b)$$

These are all the constraints up to next-nearest-neighbor terms. The second class of requirements relate the *ansatz* on different links/sites. This action propagates the fundamental u_{ij} 's determined above throughout the unit cell, as shown in Fig.2. As $\epsilon_2 = \pm 1$ allows translation to be broken along $\hat{T}_{\hat{y}}$, all *ansatz* can be captured within a six site unit cell. Finding how the *ansatz* propagates requires only the rotation and translation operators, and we label the transformed links,

$$\begin{aligned} \tilde{u}_{1,2} &= g_R u_{1,2} g_R^\dagger \\ \bar{u}_{1,2} &= g_R^2 u_{1,2} [g_R^2]^\dagger \\ \hat{u}_2 &= g_R^3 u_2 [g_R^3]^\dagger \\ \dot{u}_2 &= g_R^4 u_2 [g_R^4]^\dagger \\ \underline{u}_2 &= g_R^5 u_2 [g_R^5]^\dagger \\ \lambda_A &= g_R \lambda_B g_R^\dagger. \end{aligned} \quad (34)$$

For u_C , they have the following form,

$$\begin{aligned}\tilde{u}_C &= g_{R,C} u_C g_{R,C}^\dagger \\ \bar{u}_C &= g_{R,C}^2 u_C [g_{R,C}^2]^\dagger.\end{aligned}\quad (35)$$

Finally, for u' , we have

$$\begin{aligned}\tilde{u}' &= g_{R,C} u' g_{R,C}^\dagger \\ \bar{u}' &= g_{R,C}^2 u' [g_{R,C}^2]^\dagger \\ \hat{u}' &= g_{R,C}^3 u' [g_{R,C}^3]^\dagger \\ \dot{u}' &= g_{R,C}^4 u' [g_{R,C}^4]^\dagger \\ \underline{u}' &= g_{R,C}^5 u' [g_{R,C}^5]^\dagger.\end{aligned}\quad (36)$$

Now we have the tools to transform any PSG into a symmetry allowed *ansatz* and thus obtain the spinon spectrum, which determines if the spinon spectrum is gapped or not, and the gauge fluxes through various plaquettes, which determine the allowed gauge fluctuations.

V. RESULTS

All unique symmetric spin liquids are tabulated in Tables I-III. The number has been greatly reduced both by the constraints of section III, as well as by only listing one example of each gauge equivalent class of PSGs. The tables are separated by the most relevant limits of the stuffed honeycomb lattice. Table I contains all PSGs that allow both nearest neighbor *ansatz*, u_1 and u' ; this table contains all triangular lattice PSGs. Tables II and III list all PSGs without u' or u_1 , most relevant for the honeycomb and dice limits, respectively.

Note that, in the interest of space, the tables show only the ϵ_2 , $g_{\sigma,s}$ and $g_{R,s}$ for each PSG, which are enough to uniquely specify it. Each PSG also has a set of signs $\{\epsilon_R, \epsilon_\sigma, \epsilon_{R\sigma}, \epsilon_{TR}, \epsilon_{T\sigma}\}$ and matrices, $g_{\mathcal{T},s}$. While gauge equivalent PSGs may look different initially, they all have the same single spinon dispersion and gauge fluxes. As an example, consider PSG 1 in table I and use the uniform gauge transformation, $g = (i\tau_3, i\tau_2, i\tau_2)$. The transformed PSG has $(g_{\sigma,C}, g_{\sigma,B}, g_{\sigma,A}, g_{R,C}, g_R) = (i\tau_2, i\tau_2, -i\tau_2, i\tau_2, i\tau_2)$, and the *ansatz* changes to have u_1 proportional to τ_3 ; however, the single spinon dispersion is completely unchanged.

A. SU(2) gauge flux

The SU(2) gauge structure of the mean-field theory means that \mathbb{Z}_2 spin liquids generically have SU(2) gauge fluxes^{45,52} through some plaquettes. These fluxes provide another tool to characterize spin liquids, and can, unlike the *ansatz* $\{u_{ij}\}$, provide a gauge invariant diagnostic.

These gauge fluxes are most straightforwardly understood in the simpler, U(1) spin liquid case. In U(1) spin liquids, there exists a gauge in which the *ansatz* can

be written using only complex hopping terms, without any pairing. The phase of the hopping enters exactly as the electromagnetic gauge field does for electrons via the Peierls substitution. The flux, then, is the circulation of the gauge field around a closed path, or Wilson loop, found by multiplying the hopping terms around the path and taking the total phase of the loop. For U(1) spin liquids, this phase is clearly a number. However, for \mathbb{Z}_2 spin liquids, we must keep the full SU(2) structure of the *ansatz*, and the SU(2) gauge flux is found similarly by multiplying the *ansatz* matrices around a loop. Now, however the flux has both an angle, corresponding to the U(1) phase, and a direction in SU(2) space.

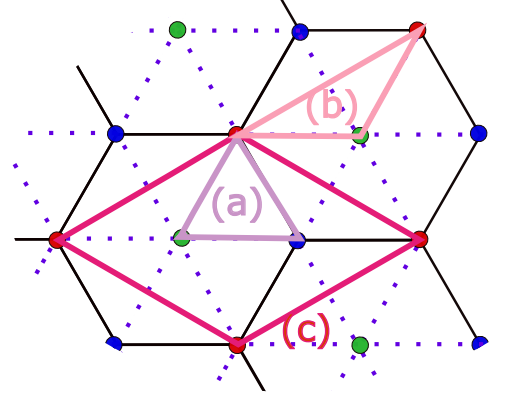


FIG. 3: The SU(2) gauge flux was calculated through the three loops shown here. (a) indicates a triangular nearest-neighbor loop, while (b) involves one next-nearest neighbor bond [there are two types of (b) loops, depending on whether the NNN bond is AA/BB or CC], and (c) is a four-site loop involving only next-nearest neighbors [again with two types].

The SU(2) gauge flux^{45,47,52} for a Wilson loop starting and ending at a lattice site ‘i’ is defined by multiplying the *ansatz* over all the links in the loop,

$$F_i = u_{ii_1} u_{i_1 i_2} u_{i_2 i_3} \dots u_{i_n i} \quad (37)$$

This definition depends on the gauge of the base site ‘i’, and may be rotated by a local SU(2) gauge transformation. Loops that share a base site may still be directly compared⁴⁵. We consider both even and odd loops, which take the forms⁴⁷,

$$\begin{aligned}F_{\text{even}} &= \rho(\cos \theta + i(\mathbf{n} \cdot \boldsymbol{\sigma}) \sin \theta) \\ F_{\text{odd}} &= \rho((\mathbf{n} \cdot \boldsymbol{\sigma}) \cos \theta + i \sin \theta),\end{aligned}\quad (38)$$

where ‘ ρ ’ is a scale factor unimportant for our discussion. These quantities are gauge dependent, but their traces are gauge independent and can differentiate the PSGs.

The SU(2) fluxes are constrained by time-reversal; as u_{ij} changes sign under \mathcal{T} , F_{even} is left invariant, while F_{odd} changes sign. The even loops are therefore constrained to have a director \mathbf{n} parallel to $g_{\mathcal{T},s}$ on the base site, while odd loops must have the director perpendicular to $g_{\mathcal{T},s}$ and the flux angle, $\theta = 0$ or π .

There are three relevant plaquettes that we considered, indicated in Fig.3, with both nearest- and next-nearest-neighbor links included. They all have the same base point, which is essential to compare the fluxes. The fluxes through the up and down nearest-neighbor triangles (a) are indicated for the PSGs in Table I, where if they have the same directors, the fluxes are either $(0,0)$ or $(\pi,0)$. If the fluxes have noncollinear directors, then they are labeled ‘NC’. Note that if *all* directors are collinear, one can always choose mean field *ansatzes* u_{ij} (through appropriate SU(2) gauge transformations) of the form $ie^{i\phi_{ij}\tau_3}$. These are now clearly invariant under a global U(1) transformation, and thus are U(1) spin liquids. The $(\pi,0)$ staggered flux structure is shared by the U(1) Dirac spin liquid (DSL) found on the triangular lattice^{18–20,48}, as shown in Fig. 4. The first three PSGs in Table I all share this staggered nearest-neighbor flux structure, and in fact are all descendants of the triangular lattice DSL. However, plaquettes including next-nearest-neighbor links introduce noncollinear fluxes, which breaks the gauge structure down to \mathbb{Z}_2 .

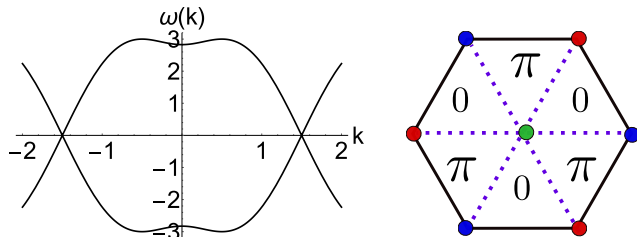


FIG. 4: The Dirac spin liquid on the triangular lattice is found as a limiting case of several stuffed honeycomb spin liquids, where only the nearest neighbor $u_1 = u'$'s remain. (Left) The single spinon dispersion along $(k, 0)$, showing the Dirac cones. (Right) The staggered π flux structure.

B. Connections to previous work

The stuffed honeycomb lattice contains the triangular, honeycomb and dice lattices as special limits. The triangular lattice has a higher symmetry, which requires enforcing $u_1 = u'$, $\lambda_B = \lambda_C$ and $u_2 = u_C$, while the honeycomb lattice has no links to the C spins, $\lambda_C = u' = u_C = 0$, which therefore form a flat band coexisting with the AB spin liquid. Both the triangular and honeycomb lattices have previously been treated with PSG analysis, and we can identify the stuffed honeycomb PSGs with their previously examined limiting cases. The $J_1 - J_2$ triangular lattice is expected to have a Dirac spin liquid for intermediate J_2/J_1 ^{18–20}, which we will discuss in detail in the next section, as this spin liquid is the limiting case for PSGs 1-3 in Table I. Adding a ring exchange term favors a spinon Fermi surface, which was found to be the uniform resonating valence bond (RVB) state with uniform real hopping^{47,48,53,54} that corresponds to our PSG

4 and 6 in the triangular limit; there is also a small region of parameter space in which VMC calculations find a $d + id$ quadratic band touching spin liquid^{47,55} that corresponds to our PSG 5 in the triangular limit, with parabolic spinon bands touching at the Γ point. Finally, an f-wave state was found for ring exchange with ferromagnetic J_1 ⁵⁶, which corresponds to PSG 2, in the triangular limit.

The $J_1 - J_2$ honeycomb lattice may host a sublattice pairing state (SPS) spin liquid⁴⁹, as found for intermediate J_2/J_1 in variational Monte Carlo⁹. We find that the gapped SPS on the honeycomb lattice is in fact smoothly connected to the uniform RVB spinon Fermi surface on the triangular lattice limit, as both are limits of PSG 4. In the honeycomb limit, PSG 4 corresponds to the PSG for the SPS⁴⁹, with a flat C band. This correspondence is not immediately obvious, but the two can be related by first doing a uniform gauge rotation about the τ_1 direction ($g = \exp[i\pi\tau_1/4]$) on our SPS *ansatz* followed by a second transformation with $g = (i\tau_1, i\tau_3, i\tau_1)$. After these transformations, we recover the SPS *ansatz* exactly as found by Lu and Ran⁴⁹. Alternately, a $d \pm id$ state was recently proposed on the honeycomb lattice¹³, which corresponds to the honeycomb limit of PSGs 5 and 7.

One interesting result here is that there is no PSG known to be competitive in both the $J_1 - J_2$ triangular and honeycomb lattices, from which we can conclude that there *cannot* be a single spin liquid connecting the two limits of the $J_1 - J' - J_2$ stuffed honeycomb lattice. The classical phase diagram is quite complicated in between the two limits, with a number of noncollinear and noncoplanar classical phases that are not likely to survive quantum fluctuations²¹; however, even if there is a continuous region of quantum disorder, there must be a topological phase transition between the two spin liquids.

Another interesting connection is to the cluster magnet $\text{LiZn}_2\text{Mo}_3\text{O}_8$ ^{38–40}, which may realize this $J_1 - J' - J_2$ stuffed honeycomb lattice close to the honeycomb limit³⁷. In $\text{LiZn}_2\text{Mo}_3\text{O}_8$, the AB spins vanish below 100K and are not even seen in neutron scattering³⁹, while the C spins appear as free spins in the intermediate temperature susceptibility, and are quantum disordered at low T³⁹. One possible explanation is that there is a single spin liquid with two energy scales: a large AB bandwidth and a small C bandwidth, with relatively weak hybridization governed by u' . All three spin liquids with competitive honeycomb energies, PSGs 4, 5 and 7, capture slightly different versions of this basic picture. The AB spins in PSG 4 are gapped, in the SPS state, while the AB spins of PSGs 5 and 7 form Dirac cones. The C spins of PSGs 4 and 7 form the uniform RVB state (PSG 4 in the triangular limit) out of just u_C , which has a spinon Fermi surface filling half the Brillouin zone, while PSG 5 has C spins that form the quadratic band touching spin liquid (still PSG 5) with just u_C . For PSGs 4 and 7, low energy AB and C spinons do not coexist in momentum space, and so even relatively large J' is expected to leave the two sets of sublattices relatively decoupled. In this case, for in-

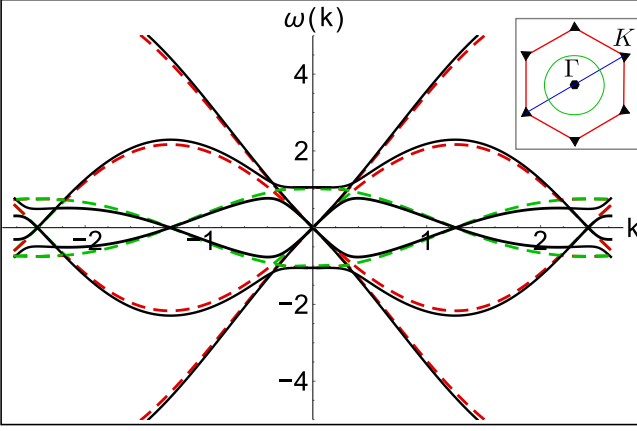


FIG. 5: Single spinon dispersion for PSG 7, which is competitive in the honeycomb limit¹³, and may capture the physics of $\text{LiZn}_2\text{Mo}_3\text{O}_8$. Here, we consider a small u' that hybridizes the otherwise decoupled AB (red) and C (green) sublattices. For $u' = 0$, the AB spins form a Dirac ($d + id$) spin liquid with doubly degenerate Dirac cones at the Γ point and single Dirac cones at the K and K' points, as indicated in the inset; the overall bandwidth is governed by u_1 . The decoupled C spins form a uniform RVB state with a spinon Fermi surface occupying half the Brillouin zone, whose bandwidth is governed by u_C . As the low energy spinons are separated in momentum space, the effect of even fairly large $u' = .4$ (black) does not lead to significant hybridization. Therefore, it is plausible that the two spin liquids remain relatively decoupled, even out to large J' . There are three relevant temperature scales. For temperatures greater than the AB bandwidth, all spins are essentially free. Between this energy scale and the C spin bandwidth, the AB spins will form a correlated, gapless spin liquid, while the C spins remain effectively free. Finally, at low temperatures, the C spins also form a gapless quantum spin liquid that remains mostly decoupled from the AB spin liquid. The other parameters used to plot this dispersion are $\lambda_C = -0.15$, $u_1 = 2$, $u_2 = 0.5$, $u_C = 0.2$. (Inset) The Brillouin zone for the 3-site unit cell with the location of the Dirac nodes and the spinon Fermi surface explicitly shown. The main figure plots the dispersion along the blue line.

intermediate temperatures, the AB spins form a correlated spin liquid, while the C spins behave like free spins. The spinon dispersion for PSG 7 is shown in Fig. 5, where this separation of energy scales and weak hybridization is apparent. The story for PSG 5 is more complicated, as the Dirac points of the AB and C spins coexist and are partially gapped out by the u' hybridization.

C. Triangular lattice descendants

The nature of the spin liquid on the $J_1 - J_2$ triangular lattice is widely debated^{14–17}, but many numerical methods have found the $U(1)$ DSL^{18–20}, shown in Fig. 4. Three of the spin liquids on the stuffed honeycomb lattice reduce to the triangular lattice DSL in the triangular limit; these are the first three PSGs in table I, which we will

discuss in detail in this section.

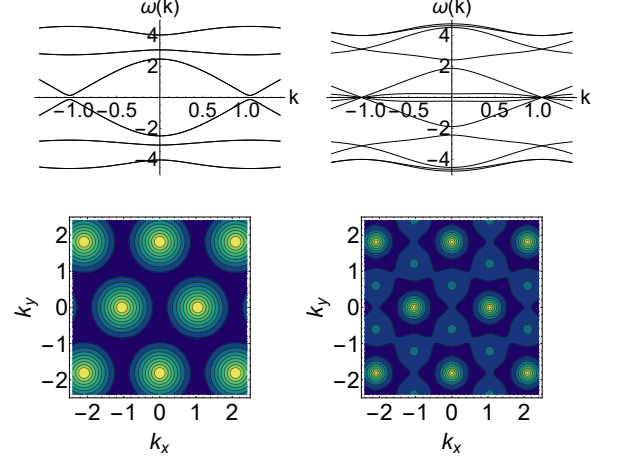


FIG. 6: Single spinon spectra for two stuffed honeycomb spin liquids that can arise from the triangular DSL: (left) PSG 1 and (right) PSG 2. (Top) Spinon bands along the $(k, 0)$ axis. (Bottom) Contour plots of the lowest lying positive energy bands. Bright (yellow) points indicate the Dirac points, where the gap vanishes for PSG 2 and reaches a minimum for PSG 1. The color scale varies from bright (yellow) to dark (blue) as the energy increases, and shows the six-fold symmetry of the Dirac cones. Both PSGs have a staggered π -flux structure as shown in Fig. 4.

While all three PSGs yield the same $U(1)$ Dirac dispersion in the triangular limit, PSG 1 is generically gapped, while PSGs 2 and 3 preserve the Dirac nodal structure. PSG 1 corresponds to #20 in table I of ref. 48, up to a gauge transformation. All three PSGs become \mathbb{Z}_2 spin liquids when any next-nearest-neighbor *ansatz* are allowed. The single spinon dispersions for PSGs 1 and 2 are shown in Fig. 6 and in Fig. 8 for PSG 3. Both PSG 1 and 2 have two (possibly gapped) Dirac points in the rectangular Brillouin zone. Each Dirac point is doubly degenerate and six-fold symmetric. For PSG 1, all bands are doubly degenerate. The Dirac cones remain gapless along the line $\lambda_B^2 \lambda_C + 3\lambda_C u_1^2 - 6\lambda_B u'^2 = 0$, where the u 's and λ 's are the amplitudes of the relevant *ansatz* terms. The single spinon dispersions for PSG 2 and 3 explicitly break translation symmetry, as they are not doubly degenerate; the symmetry will be restored in the physical two spinon spectrum. The original and halved Brillouin zones are shown in Fig. 7, along with the Dirac point locations for all three PSGs. Translation invariance can explicitly be restored by a gauge transformation shifting half of the bands, essentially unfolding the bandstructure.

PSG 3 also has a Dirac dispersion, but now generically has four Dirac points in the Brillouin zone, as shown in Fig. 8. Two of the Dirac cones are six-fold symmetric and doubly degenerate, occurring at the same locations as those in PSG 1 and 2. However, there are also two new three-fold symmetric, singly degenerate Dirac cones located between the six-fold points. In the triangular limit,

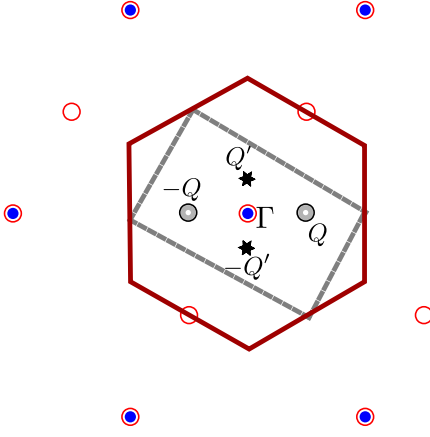


FIG. 7: Locations of the Dirac cones for the three descendants of the triangular DSL. The red hexagon shows the original Brillouin zone (BZ) of the stuffed honeycomb lattice, while the grey rectangle is the BZ for the extended six-site unit cell. Empty (red) circles show the rectangular reciprocal lattice, while filled (blue) disks are the original hexagonal reciprocal lattice. $\pm Q = (\pi/3, 0)$ are the locations of the Dirac points for PSG 1 and 2, which are six-fold symmetric. PSG 3 has four Dirac points in the BZ: $\pm Q$ and $\pm Q' = (0, \frac{\pi}{3\sqrt{3}})$. While the Dirac cones at $\pm Q$ are six-fold symmetric and doubly-degenerate, the cones at $\pm Q'$ are three-fold symmetric, and singly degenerate.

these also become six-fold symmetric and are just shifted copies of the others. Again, PSG 3 has $\epsilon_2 = -1$, and so the single spinon dispersion is not translation invariant; the translation symmetry can similarly be restored by an appropriate gauge transformation.

VI. CONCLUSIONS

We have enumerated all possible spin liquids on the stuffed honeycomb lattice with $SU(2)$ symmetric interactions, with particular emphasis on the spin liquids relevant near the limiting cases of the honeycomb and triangular lattices. Notably, we find three \mathbb{Z}_2 descendants of the $U(1)$ DSL on the triangular lattice, and discuss how two potential spin liquids on the honeycomb lattice may also be relevant for $\text{LiZn}_2\text{Mo}_3\text{O}_8$. This analysis provides a useful starting point for variational Monte Carlo studies of spin liquid stability, which can treat the *ansatz* parameters as variational parameters while enforcing the constraint of half-filling exactly via the Gutzwiller projection. More generally, understanding what spin liquids are possible is essential to interpreting numerical solutions. It is an interesting open question how far the $U(1)$ DSL might survive as the system is tuned away from the triangular limit, and if any of these descendants become relevant.

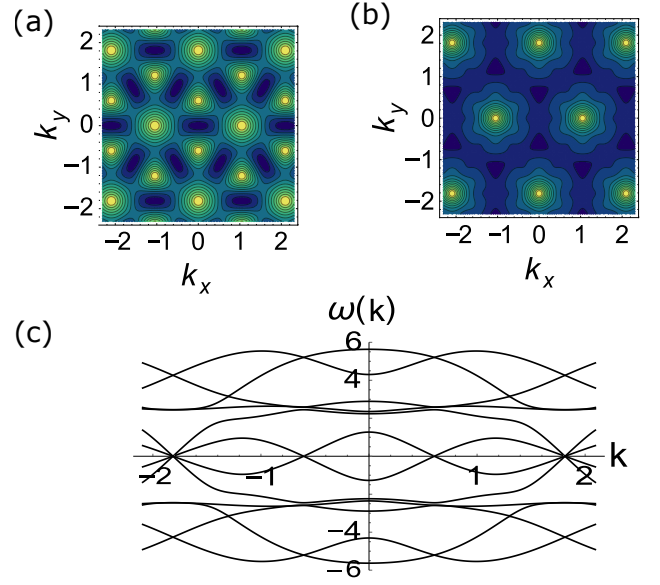


FIG. 8: Spinon dispersion for PSG 3. (Top) Contour plots for the lowest two positive energy bands, with (a) the lowest and (b) the next lowest. Bright spots indicate the location of the Dirac cones, while the color of the contour changes from bright (yellow) to dark (blue) as the energy increases, showing the six-fold and three-fold symmetries of the Dirac cones. Note that the six-fold symmetric Dirac cones are doubly degenerate. (c) Spinon dispersion along the $(0, k)$ axis, for a generic set of parameters, also used in (a) and (b): $u_1 = 1$, $u_2 = -0.45$, $u_C = 1$, $u' = 1.23$.

Acknowledgments

We are grateful for useful discussions with Bryan Clark and Victor Quito. J.S. and R.F. were supported by NSF DMR-1555163. R.F. also acknowledges the hospitality of the Aspen Center for Physics, supported by National Science Foundation Grant No. PHY-1607611.

Appendix A: Derivation of gauge representations

1. Space group symmetries

In this appendix, we derive the gauge representations for the space group elements of the stuffed honeycomb lattice. The representations for the two translation operators was shown in the main text. Here, we explicitly incorporate the algebraic relations (13) and (14) to find the choices for the rotation and reflection operations.

To do so, we must know how the space group elements

transform the spatial coordinates, (x, y, s) :

$$\begin{aligned}
C_6/C_6^{-1} : (x, y, C) &\rightarrow \begin{cases} (-y, x+y, C), & C_6 \\ (x+y, -x, C), & C_6^{-1} \end{cases} \\
: (x, y, B) &\rightarrow \begin{cases} (-y-1, x+y+1, A), & C_6 \\ (x+y, -x, A), & C_6^{-1} \end{cases} \\
: (x, y, A) &\rightarrow \begin{cases} (-y, x+y, B), & C_6 \\ (x+y, -x-1, B), & C_6^{-1} \end{cases} \\
\sigma : (x, y, C) &\rightarrow (y, x, C) \\
: (x, y, B) &\rightarrow (y, x, B) \\
: (x, y, A) &\rightarrow (y-1, x+1, A) \\
T_{\hat{x}} : (x, y, s) &\rightarrow (x+1, y, s) \\
T_{\hat{y}} : (x, y, s) &\rightarrow (x, y+1, s).
\end{aligned} \tag{A1}$$

If we consider a particular algebraic relation, we can use eq. (9) to find the conditions on the gauge elements. Eq. (13a) was used to fix the translation gauge elements. Here, we use the relations in eqs.(13b) and (14a) to obtain the spatial dependence of the mirror plane gauge element, $g_\sigma(x, y, s)$. Beginning with eq. (13b), we have

$$\begin{aligned}
g_\sigma(x, y, s) [g_{\hat{x}}(y, x, s)(\delta_{s,C} + \delta_{s,B}) \\
+ g_{\hat{x}}(y-1, x+1, s)\delta_{s,A}] \\
= \epsilon_{\sigma 2} g_{\hat{y}}(x, y, s) g_\sigma(x, y-1, s).
\end{aligned} \tag{A2}$$

Using our expressions for $g_{\hat{x}}$ and $g_{\hat{y}}$, we find

$$\begin{aligned}
g_\sigma(x, y, s) &= \epsilon_{\sigma 2} \epsilon_2^x g_\sigma(x, y-1, s) \\
\implies g_\sigma(x, y, s) &= \epsilon_{\sigma 2}^y \epsilon_2^{xy} g_\sigma(x, s),
\end{aligned} \tag{A3}$$

where $g_\sigma(x, s) = g_\sigma(x, y=0, s)$. To further constrain g_σ , we use eq. (14a) and proceed similarly. We treat each sublattice independently. For $s=A$,

$$\begin{aligned}
g_\sigma(x, y, A) g_\sigma(y-1, x+1, A) &= \epsilon_\sigma \mathbb{1}_2 \\
\implies \epsilon_{\sigma 2}^y \epsilon_2^{xy} \epsilon_{\sigma 2}^{x+1} \epsilon_2^{(x+1)(y-1)} g_\sigma(x, A) g_\sigma(y-1, A) &= \epsilon_\sigma \mathbb{1}_2.
\end{aligned} \tag{A4}$$

For $s=B$,

$$\begin{aligned}
g_\sigma(x, y, B) g_\sigma(y, x, B) &= \epsilon_\sigma \mathbb{1}_2 \\
\implies \epsilon_{\sigma 2}^y \epsilon_2^{xy} \epsilon_{\sigma 2}^x \epsilon_2^{xy} g_\sigma(x, B) g_\sigma(y, B) &= \epsilon_\sigma \mathbb{1}_2.
\end{aligned} \tag{A5}$$

For $s=C$,

$$\begin{aligned}
g_\sigma(x, y, C) g_\sigma(y, x, C) &= \epsilon_\sigma \mathbb{1}_2 \\
\implies \epsilon_{\sigma 2}^y \epsilon_2^{xy} \epsilon_{\sigma 2}^x \epsilon_2^{xy} g_\sigma(x, C) g_\sigma(y, C) &= \epsilon_\sigma \mathbb{1}_2.
\end{aligned} \tag{A6}$$

Equations (A6), (A5) and (A4) can be satisfied by,

$$\begin{aligned}
g_\sigma(x, C) &= \epsilon_{\sigma 2}^x g_{\sigma, C} \\
g_\sigma(x, B) &= \epsilon_{\sigma 2}^x g_{\sigma, B} \\
g_\sigma(x, A) &= \epsilon_2^x \epsilon_{\sigma 2}^x g_{\sigma, A}.
\end{aligned} \tag{A7}$$

The sign $\epsilon_{\sigma 2}$ can be eliminated via the staggered gauge transformation, $g(x, y, s) = (-1)^x$; note that this

transformation does not affect the previously determined gauge representations by more than an overall sign. Finally, we have the following PSG representations for g_σ :

$$\begin{aligned}
g_\sigma(x, y, C) &= \epsilon_2^{xy} g_{\sigma, C} \\
g_\sigma(x, y, B) &= \epsilon_2^{xy} g_{\sigma, B} \\
g_\sigma(x, y, A) &= \epsilon_2^{x(y+1)} g_{\sigma, A}
\end{aligned} \tag{A8}$$

Eq.(13c) allows us to fix the gauge element associated with the rotation operator C_6 . With the gauge representations for translation operators already established in eq.(17), the left side of eq. (13c) becomes,

$$\begin{aligned}
Q_{\hat{y}} Q_{C_6} &= (g_{\hat{y}} T_{\hat{y}} g_{C_6} T_{\hat{y}}^{-1}, T_{\hat{y}} C_6) \\
&= \omega(\hat{y}, C_6) \omega^{-1}(C_6, \hat{x}) Q_{C_6} Q_{\hat{x}} \\
&= \epsilon_{R1} Q_{C_6} Q_{\hat{x}}
\end{aligned} \tag{A9}$$

The first relation in (13c) can then be expanded as,

$$\begin{aligned}
g_{\hat{y}}(x, y, s) g_{C_6}(x, y-1, s) \\
= \epsilon_{R1} g_{C_6}(x, y, s) [g_{\hat{x}}(x+y, -x, s) \delta_{s,C} \\
+ g_{\hat{x}}(x+y, -x, s+1) \delta_{s,B} \\
+ g_{\hat{x}}(x+y, -x-1, s-1) \delta_{s,A}] \\
\implies (\epsilon_2)^x g_{C_6}(x, y-1, s) = \epsilon_{R1} g_{C_6}(x, y, s) \\
\implies g_{C_6}(x, y, s) = (\epsilon_{R1})^y (\epsilon_2)^{xy} g_{C_6}(x, s).
\end{aligned} \tag{A10}$$

Now using the second equality in relation (13c),

$$Q_{C_6} Q_{\hat{x}} = \omega(C_6, \hat{x}) Q_{T_{\hat{x}} C_6 T_{\hat{x}}^{-1}} = \epsilon_{R2} Q_{T_{\hat{x}}} Q_{C_6} Q_{T_{\hat{x}}^{-1}}, \tag{A11}$$

which explicitly becomes,

$$\begin{aligned}
g_{C_6}(x, y, s) g_{\hat{x}} &= \epsilon_{R2} g_{\hat{x}} T_{\hat{x}} g_{C_6}(x, y, s) T_{\hat{x}}^{-1} T_{\hat{x}} C_6 g_{\hat{y}}(x) C_6^{-1} T_{\hat{x}}^{-1} \\
g_{C_6}(x, y, s) &= \epsilon_{R2} g_{C_6}(x-1, y, s) g_{\hat{y}}(x+y-1) \\
&= \epsilon_{R2} \epsilon_2^{x+y-1} g_{C_6}(x-1, y, s)
\end{aligned} \tag{A12}$$

We can then find the x-dependence as,

$$\begin{aligned}
g_{C_6}(x, y, s) &= \epsilon_{R2} (\epsilon_2)^{x+y-1} g_{C_6}(x-1, y, s) \\
&= (\epsilon_{R2})^2 (\epsilon_2)^{2x+2y-3} g_{C_6}(x-2, y, s) \\
&\vdots \\
&= (\epsilon_{R2})^n (\epsilon_2)^{nx+ny-\sum_{k=1}^n k} g_{C_6}(x-n, y, s) \\
&= (\epsilon_{R2})^x (\epsilon_2)^{xy+x(x-1)/2} g_{C_6}(y, s).
\end{aligned} \tag{A13}$$

g_{C_6} must satisfy eq.(A10) and (A12) simultaneously, and hence takes the form,

$$g_{C_6}(x, y, s) = (\epsilon_{R1})^y (\epsilon_{R2})^x (\epsilon_2)^{xy+x(x-1)/2} g_{R,s}. \tag{A14}$$

We can again remove the sign ϵ_{R2} using the staggered gauge transformation $g(x, y, s) = (-1)^{x+y}$, which again

leaves all previously determined gauge representations unmodified up to a sign. We then have,

$$g_{C_6}(x, y, s) = (\epsilon_{R1})^y (\epsilon_2)^{xy+x(x-1)/2} g_{R,s}. \quad (A15)$$

We can also find a representation for the symmetry operator $R\sigma$ to explicitly satisfy Eq.(14c). We compute this representation for each individual sublattice by using the group multiplication defined in Eq.(9). For s=A,

$$\begin{aligned} g_{R\sigma}(x, y, A) &= g_{C_6}(x, y, A) g_\sigma(x+y, -x-1, B) \\ &= \epsilon_{R1}^y \epsilon_2^{xy+x(x-1)/2+(-x-1)(x+y)} \epsilon_2^{xy} g_{R,Ag\sigma,B} \\ &= \epsilon_{R1}^y \epsilon_2^{-x(3+x)/2-y} g_{R,Ag\sigma,B}. \end{aligned} \quad (A16)$$

For s=B,

$$\begin{aligned} g_{R\sigma}(x, y, B) &= g_{C_6}(x, y, B) g_\sigma(x+y, -x, A) \\ &= \epsilon_{R1}^y \epsilon_2^{xy+x(x-1)/2+(-x)(x+y)} \epsilon_2^{xy} g_{R,Bg\sigma,A} \\ &= \epsilon_{R1}^y \epsilon_2^{x(1-x)/2+y} g_{R,Bg\sigma,A}. \end{aligned} \quad (A17)$$

Finally, for s=C,

$$\begin{aligned} g_{R\sigma}(x, y, C) &= g_{C_6}(x, y, C) g_\sigma(x+y, -x, C) \\ &= \epsilon_{R1}^y \epsilon_2^{xy+x(x-1)/2-x(x+y)} g_{R,Cg\sigma,C} \quad (A18) \\ &= \epsilon_{R1}^y \epsilon_2^{x(x+1)/2} g_{R,Cg\sigma,C}. \end{aligned}$$

The above expressions for $g_{R\sigma}$ are constrained by eq.(14c), which can also eliminate ϵ_{R1} , as we now show. For s=C,

$$\begin{aligned} g_{R\sigma}(x, y, C) (R\sigma) g_{R\sigma}(x, y, C) (R\sigma)^{-1} &= \pm \mathbb{1}_2 \\ g_{R\sigma}(x, y, C) g_{R\sigma}(-x, x+y, C) &= \pm \mathbb{1}_2 \quad (A19) \\ \Rightarrow \epsilon_{R1}^x \epsilon_2^x (g_{R,Cg\sigma,C})^2 &= \pm \mathbb{1}_2 \end{aligned}$$

This equation forces $\epsilon_{R1} = \epsilon_2$.

For s=A,

$$\begin{aligned} g_{R\sigma}(x, y, A) (R\sigma) g_{R\sigma}(x, y, B) (R\sigma)^{-1} &= \pm \mathbb{1}_2 \\ g_{R\sigma}(x, y, A) g_{R\sigma}(-x-1, x+y+1, B) &= \pm \mathbb{1}_2 \\ \epsilon_{R1}^{x+1} \epsilon_2^x (g_{R,Ag\sigma,A} g_{R,Bg\sigma,B}) &= \pm \mathbb{1}_2 \\ \Rightarrow g_{R,Ag\sigma,B} g_{R,Bg\sigma,A} &= \epsilon_2 \epsilon_{R\sigma} \mathbb{1}_2. \end{aligned} \quad (A20)$$

s=B follows similar steps as above with the sublattice index A and B swapped in eq. (A20). The use of eq.(19) changes the gauge such that $g_{R,A} = g_{R,B} = g_R$. So we can simply replace both $g_{R,B}$ and $g_{R,A}$ by g_R . Eq. (14b) is trivially satisfied and does not impose any further constraints.

The gauge representations of all of the space group symmetry operators is now,

$$\begin{aligned} g_{\hat{x}}(x, y, s) &= \mathbb{1}_2 \\ g_{\hat{y}}(x, y, s) &= (\epsilon_2)^x \mathbb{1}_2 \\ g_\sigma(x, y, C) &= (\epsilon_2)^{xy} g_{\sigma,C} \\ g_\sigma(x, y, B) &= (\epsilon_2)^{xy} g_{\sigma,B} \\ g_\sigma(x, y, A) &= (\epsilon_2)^{x(y+1)} g_{\sigma,A} \quad (A21) \\ g_{C_6}(x, y, C) &= (\epsilon_2)^{(x+1)y+x(x-1)/2} g_{R,C} \\ g_{C_6}(x, y, B) &= (\epsilon_2)^{(x+1)y+x(x-1)/2} g_R \\ g_{C_6}(x, y, A) &= (\epsilon_2)^{(x+1)y+x(x-1)/2} g_R, \end{aligned}$$

where ϵ_2 is the only remaining sign, and $g_{\sigma,s}$, g_R , $g_{R,C}$ are SU(2) matrices that must satisfy,

$$\begin{aligned} (g_{\sigma,s})^2 &= \epsilon_{\sigma} \mathbb{1}_2 \\ g_{R,C}^6 &= g_R^6 = \epsilon_R \mathbb{1}_2 \quad (A22) \\ (g_{R,C} g_{\sigma,C})^2 &= \epsilon_{R\sigma} \mathbb{1}_2 \\ g_R g_{\sigma,B} g_R g_{\sigma,A} &= g_R g_{\sigma,A} g_R g_{\sigma,B} = \epsilon_2 \epsilon_{R\sigma} \mathbb{1}_2. \end{aligned}$$

2. Time reversal symmetry

Time-reversal acts trivially on the real space lattice, and thus commutes with all space group operations. Furthermore, once we gauge fix the time-reversal operator to act as in eq.(22), \mathcal{T} acts trivially on any gauge,

$$\mathcal{T} g \mathcal{T}^{-1} = (i\tau_2) g^* (-i\tau_2) = g. \quad (A23)$$

The commutation relations in eq.(23) and the above property of time reversal operation yield further constraints on $g_{\mathcal{T}}$ and the resulting signs. Considering the commutation with the translation operators, we have

$$\begin{aligned} g_{\mathcal{T}}(x, y, s) &= \epsilon_{T1}^x g_{\mathcal{T}}(y, s) \\ g_{\mathcal{T}}(x, y, s) &= \epsilon_{T2}^y g_{\mathcal{T}}(x, s), \end{aligned} \quad (A24)$$

which implies that

$$g_{\mathcal{T}}(x, y, s) = \epsilon_{T1}^x \epsilon_{T2}^y g_{\mathcal{T},s}. \quad (A25)$$

The commutation relation with C_6 gives the following condition,

$$\begin{aligned} g_R(x, y, s) [g_{\mathcal{T}}(x+y, -x, s) (\delta_{s,C} + \delta_{s,B}) \\ + g_{\mathcal{T}}(x+y, -x-1, s) \delta_{s,A}] &= \epsilon_{TR} g_{\mathcal{T}}(x, y, s) g_R(x, y, s) \end{aligned} \quad (A26)$$

Upon substitution of $g_{\mathcal{T}}$ from eq.(A25), one can see that this equation is satisfied only for $\epsilon_{T1} = \epsilon_{T2} = 1$ which removes any spatial dependence of $g_{\mathcal{T}}$, although it can still vary between sublattices. The conditions for g_σ follows straightforwardly from the corresponding commutation relations and the final form of all these resulting constraints is shown in eq.(24).

- * flint@iastate.edu
- ¹ L. Savary and L. Balents, Reports on Progress in Physics **80**, 016502 (2016).
 - ² S. Yan, D. A. Huse, and S. R. White, Science **332**, 1173 (2011).
 - ³ Y. Ran, M. Hermele, P. A. Lee, and X.-G. Wen, Phys. Rev. Lett. **98**, 117205 (2007).
 - ⁴ F. Wang and A. Vishwanath, Phys. Rev. B **74**, 174423 (2006).
 - ⁵ S. Sachdev, Phys. Rev. B **45**, 12377 (1992).
 - ⁶ H. J. Liao, Z. Y. Xie, J. Chen, Z. Y. Liu, H. D. Xie, R. Z. Huang, B. Normand, and T. Xiang, Phys. Rev. Lett. **118**, 137202 (2017).
 - ⁷ M. R. Norman, Rev. Mod. Phys. **88**, 041002 (2016).
 - ⁸ S.-S. Gong, D. N. Sheng, O. I. Motrunich, and M. P. A. Fisher, Phys. Rev. B **88**, 165138 (2013).
 - ⁹ B. K. Clark, D. A. Abanin, and S. L. Sondhi, Phys. Rev. Lett. **107**, 087204 (2011).
 - ¹⁰ A. F. Albuquerque, D. Schwandt, B. Hetényi, S. Capponi, M. Mambrini, and A. M. Läuchli, Phys. Rev. B **84**, 024406 (2011).
 - ¹¹ R. Ganesh, J. van den Brink, and S. Nishimoto, Phys. Rev. Lett. **110**, 127203 (2013).
 - ¹² Z. Zhu, D. A. Huse, and S. R. White, Phys. Rev. Lett. **110**, 127205 (2013).
 - ¹³ F. Ferrari, S. Bieri, and F. Becca, Phys. Rev. B **96**, 104401 (2017).
 - ¹⁴ R. Kaneko, S. Morita, and M. Imada, Journal of the Physical Society of Japan **83**, 093707 (2014), <https://doi.org/10.7566/JPSJ.83.093707>.
 - ¹⁵ A. Shimada, H. Nakano, T. Sakai, and K. Yoshimura, Journal of the Physical Society of Japan **87**, 034706 (2018), <https://doi.org/10.7566/JPSJ.87.034706>.
 - ¹⁶ S. N. Saadatmand, B. J. Powell, and I. P. McCulloch, Phys. Rev. B **91**, 245119 (2015).
 - ¹⁷ T. Itou, A. Oyamada, S. Maegawa, M. Tamura, and R. Kato, Phys. Rev. B **77**, 104413 (2008).
 - ¹⁸ A. Wietek and A. M. Läuchli, Phys. Rev. B **95**, 035141 (2017).
 - ¹⁹ Y. Iqbal, W.-J. Hu, R. Thomale, D. Poilblanc, and F. Becca, Phys. Rev. B **93**, 144411 (2016).
 - ²⁰ S. Hu, W. Zhu, S. Eggert, and Y.-C. He, Phys. Rev. Lett. **123**, 207203 (2019).
 - ²¹ J. Sahoo, D. Kochkov, B. K. Clark, and R. Flint, Phys. Rev. B **98**, 134419 (2018).
 - ²² R. Coldea, D. A. Tennant, A. M. Tsvelik, and Z. Tylczynski, Phys. Rev. Lett. **86**, 1335 (2001).
 - ²³ Y. Shimizu, K. Miyagawa, K. Kanoda, M. Maesato, and G. Saito, Phys. Rev. Lett. **91**, 107001 (2003).
 - ²⁴ M. Yamashita, N. Nakata, Y. Kasahara, T. Sasaki, N. Yoneyama, N. Kobayashi, S. Fujimoto, T. Shibauchi, and Y. Matsuda, Nature Physics **5**, 44 (2009).
 - ²⁵ A. V. Chubukov and O. A. Starykh, Phys. Rev. Lett. **110**, 217210 (2013).
 - ²⁶ O. A. Starykh, Rep. Prog. Phys. **78**, 052502 (2015).
 - ²⁷ R. H. McKenzie, (1998), arXiv:cond-mat/9802198 [cond-mat.str-el].
 - ²⁸ H. Nakano and T. Sakai, Journal of the Physical Society of Japan **86**, 063702 (2017), <https://doi.org/10.7566/JPSJ.86.063702>.
 - ²⁹ M. Gonzalez, F. T. Lisandrini, G. G. Blesio, A. E. Trumper, C. J. Gazza, and L. O. Manuel, ArXiv e-prints (2018), arXiv:1804.06720 [cond-mat.str-el].
 - ³⁰ A. Shimada, T. Sakai, H. Nakano, and K. Yoshimura, Journal of Physics: Conference Series **969**, 012126 (2018).
 - ³¹ U. F. P. Seifert and M. Vojta, Phys. Rev. B **99**, 155156 (2019).
 - ³² E. E. Gordon, X. Cheng, J. Kim, S.-W. Cheong, S. Deng, and M.-H. Whangbo, Inorganic Chemistry **57**, 9260 (2018), pMID: 30036040, <https://doi.org/10.1021/acs.inorgchem.8b01274>.
 - ³³ P. Chen, B. S. Holinsworth, K. R. O'Neal, X. Luo, C. V. Topping, S. W. Cheong, J. Singleton, E. S. Choi, and J. L. Musfeldt, Inorganic Chemistry **57**, 12501 (2018), <https://doi.org/10.1021/acs.inorgchem.8b01467>.
 - ³⁴ L. Clark, G. Sala, D. D. Maharaj, M. B. Stone, K. S. Knight, M. T. F. Telling, X. Wang, X. Xu, J. Kim, L. Yanbin, S.-W. Cheong, and B. D. Gaulin, Nature Physics **15**, 262 (2019).
 - ³⁵ J. Kim, X. Wang, F.-T. Huang, Y. Wang, X. Fang, X. Luo, Y. Li, M. Wu, S. Mori, D. Kwok, E. D. Mun, V. S. Zapf, and S.-W. Cheong, Phys. Rev. X **9**, 031005 (2019).
 - ³⁶ M. G. Kim, B. Winn, S. Chi, A. T. Savici, J. A. Rodriguez-Rivera, W. C. Chen, X. Xu, Y. Li, J. W. Kim, S.-W. Cheong, and V. Kiryukhin, Phys. Rev. B **100**, 024405 (2019).
 - ³⁷ R. Flint and P. A. Lee, Phys. Rev. Lett. **111**, 217201 (2013).
 - ³⁸ J. P. Sheckelton, J. R. Neilson, D. G. Soltan, and T. M. McQueen, Nature Materials **11**, 493 (2012).
 - ³⁹ M. Mourigal, W. T. Fuhrman, J. P. Sheckelton, A. Wartelle, J. A. Rodriguez-Rivera, D. L. Abernathy, T. M. McQueen, and C. L. Broholm, Phys. Rev. Lett. **112**, 027202 (2014).
 - ⁴⁰ J. P. Sheckelton, F. R. Foronda, L. D. Pan, C. Moir, R. D. McDonald, T. Lancaster, P. J. Baker, N. P. Armitage, T. Imai, S. J. Blundell, and T. M. McQueen, Phys. Rev. B **89**, 064407 (2014).
 - ⁴¹ J. P. Sheckelton, J. R. Neilson, and T. M. McQueen, Mater. Horiz. **2**, 76 (2015).
 - ⁴² G. Chen, H.-Y. Kee, and Y. B. Kim, Phys. Rev. B **93**, 245134 (2016).
 - ⁴³ J. Carrasquilla, G. Chen, and R. G. Melko, Phys. Rev. B **96**, 054405 (2017).
 - ⁴⁴ G. Chen and P. A. Lee, Phys. Rev. B **97**, 035124 (2018).
 - ⁴⁵ X. Wen, Phys. Rev. B **65**, 165113 (2002).
 - ⁴⁶ E. Ghorbani, L. F. Tocchio, and F. Becca, Phys. Rev. B **93**, 085111 (2016).
 - ⁴⁷ S. Bieri, C. Lhuillier, and L. Messio, Phys. Rev. B **93**, 094437 (2016).
 - ⁴⁸ Y.-M. Lu, Phys. Rev. B **93**, 165113 (2016).
 - ⁴⁹ Y.-M. Lu and Y. Ran, Phys. Rev. B **84**, 024420 (2011).
 - ⁵⁰ R. Flint and P. Coleman, Phys. Rev. B **86**, 184508 (2012).
 - ⁵¹ M. Hermele, T. Senthil, M. P. A. Fisher, P. A. Lee, N. Nagaosa, and X.-G. Wen, Phys. Rev. B **70**, 214437 (2004).
 - ⁵² P. A. Lee, N. Nagaosa, and X.-G. Wen, Rev. Mod. Phys. **78**, 17 (2006).
 - ⁵³ O. I. Motrunich, Phys. Rev. B **72**, 045105 (2005).
 - ⁵⁴ W.-Y. He, X. Y. Xu, G. Chen, K. T. Law, and P. A. Lee, Phys. Rev. Lett. **121**, 046401 (2018).
 - ⁵⁵ R. V. Mishmash, J. R. Garrison, S. Bieri, and C. Xu, Phys. Rev. Lett. **111**, 157203 (2013).

- ⁵⁶ T. Grover, N. Trivedi, T. Senthil, and P. A. Lee, Phys. Rev. B **81**, 245121 (2010).