

Revealing the nature of HD 63401

Pavlo Kashko^{1,2}, Viktor Khalack¹, Oleksandr Kobzar¹,
Dmytro Tvardovskyi^{1,3} and Mathieu Perron-Cormier¹

1. Département de Physique et d'Astronomie, Université de Moncton, Moncton, N.B., Canada E1A 3E9

2. Faculty of Physics, Taras Shevchenko National University of Kyiv, Kyiv, Ukraine

3. Faculty of Mathematics, Physics and Information Technology, Odessa National I.I. Mechnikov University, Odessa, Ukraine

HD 63401 is known magnetic chemically peculiar (mCP) star that shows a slow rotation and probably possesses a hydrodynamically stable stellar atmosphere. In the latter case the atomic diffusion mechanism enforced by the magnetic field can lead to stratification of elemental abundance with optical depth. HD 63401 was recently observed with the space telescope *TESS*, and its light curve shows distinct variability, which is usually detected in the α^2 CVn type stars. Based on the analysis of the light curve we derived its rotational period $P = 2.414 \pm 0.018$ d and studied variability of the effective temperature with this period. The estimates of the effective temperature and surface gravity were obtained from the best fit of Balmer line profiles observed in seven high-resolution spectra acquired with the spectropolarimeter ESPaDOnS for HD 63401. The same spectra were used to perform an abundance analysis employing the modified ZEEMAN2 code. We have found that He, C, P, V, Y, and Dy are in deficit in stellar atmosphere of HD 63401, while Na, Al, Si, Fe, Zn, and Sr are significantly overabundant.

1 Introduction

HD 63401 is a relative bright chemically peculiar (CP) star of spectral type B9 (Renson et al., 1991) with significant magnetic field (Bagnulo et al., 2006; Kochukhov & Bagnulo, 2006). Bailey et al. (2014) estimated its global stellar parameters and age $\log t = (7.7 \pm 0.1)$ considering the fact that HD 63401 is a member of the open cluster NGC 2451. These authors have also detected the enhanced abundance of Si, Ti, Cr, Fe, and Pr in stellar atmosphere of HD 63401, while He, O and Mg seem to be in deficit. Bailey et al. (2014) concluded that the abundance peculiarities observed for different chemical elements may change with the stellar evolution on the main sequence.

Based on the analysis of the Hipparcos photometry data Adelman et al. (2000) reported a detection of photometric variability of HD 63401 with amplitude 60 ± 2 mmag. By analysing uvby-photometry Hensberge et al. (1976) derived a rotation period of HD 63401 as $P = 2.41 \pm 0.02$ d. This star has been recently observed with the Transiting Exoplanet Survey Satellite (*TESS*) (Ricker et al., 2015) that provided short cadence (2 min) photometric measurements. HD 63401 was included to the list of relatively bright CP stars that show photometric variability related to the stellar rotation (Kobzar et al., 2019). This star (TIC 175604551) was observed in the sectors 7 and 8.

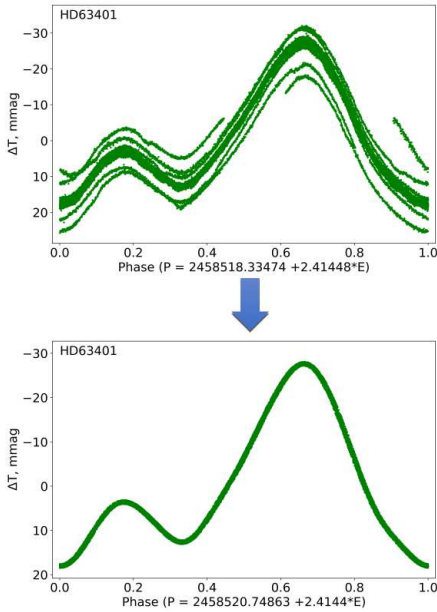


Fig. 1: The *TESS* photometric data phased with the period derived from the Fourier analysis (upper panel) and the reduced LC phase diagram (lower panel) produced by the code Period D&P for HD 63401 using the refined period.

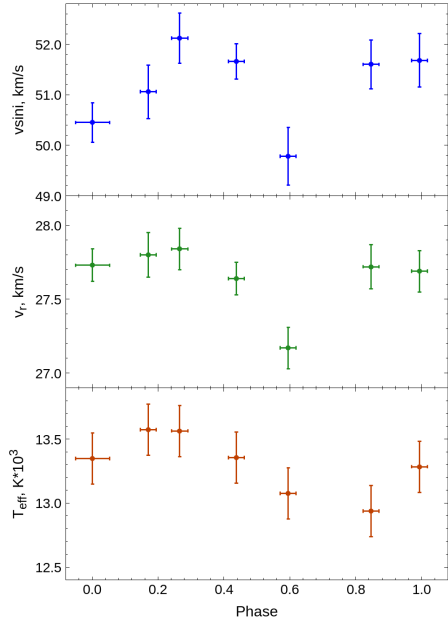


Fig. 2: The $v \sin i$, v_r , and T_{eff} were obtained from the spectral analysis. Their rotational phases were calculated according to the derived period.

2 Analysis of the TESS data

The photometric data obtained with *TESS* for HD 63401 were downloaded via the Mikulski Archive for Space Telescopes¹ (MAST) and are publicly available. To perform the analysis of its light curve an automatic procedure TESS-AP (Khalack et al., 2019) was used to estimate the frequencies, amplitudes and phases of analyzed signals. The procedure TESS-AP consists of several scripts and codes including the code Period04 (Lenz & Breger, 2005) and was designed for automatic data analysis. The code Period D&P² was developed using the Python language and employed to refine the value of stellar rotation period. The code uses photometric observations to construct a phase curve, and fits it with the next Fourier series:

$$m_j = A_0 + \sum_{n=1}^N A_n \cdot \cos\left(\frac{2\pi n \cdot t_j}{P} + \phi_n\right), \quad (1)$$

where m_j is an observed magnitude, t_j - corresponding time of observation, N - number of harmonics, P - rotation period, A_n and ϕ_n - amplitudes and phases of the harmonic series. To derive the best fit parameters we used the method of non-linear

¹https://archive.stsci.edu/tess/bulk_downloads.html

²GitHub: <https://pawakawko.github.io/Period-D-P>

Tab. 1: Average abundance calculated for the studied chemical species from the analysis of all seven spectra of HD 63401.

El.	[X/H]	El.	[X/H]	El.	[X/H]	El.	[X/H]
He	-1.25 ± 0.28	P	-1.54 ± 0.71	Ba	0.44 ± 0.28	Ce	-0.39 ± 0.08
C	-0.94 ± 0.21	Ca	-0.20 ± 0.16	Co	1.38 ± 0.95	Pr	0.72 ± 0.28
N	-0.09 ± 0.18	Sc	0.42 ± 0.08	Ni	0.08 ± 0.37	Nd	0.16 ± 0.17
O	-0.31 ± 0.19	Ti	0.44 ± 0.12	Cu	-0.19 ± 0.04	Sm	-0.37 ± 0.06
Ne	-0.24 ± 0.03	V	-1.75 ± 0.05	Zn	2.60 ± 0.17	Gd	-0.05 ± 0.13
Na	1.63 ± 0.48	Cr	0.83 ± 0.17	Sr	1.16 ± 0.45	Dy	-0.72 ± 0.52
Al	1.74 ± 0.65	Mn	0.55 ± 0.17	Y	-0.64 ± 0.06		
Si	1.07 ± 0.61	Fe	1.57 ± 0.18	Zr	-0.28 ± 0.10		

least squares approximation (Marquardt, 1963). The code Period D&P calculates a value of the rotation period and its precision and plots phase curve. The light curve may contain trends, flares and other features. The trends mainly occur at the beginning or at the end of each continuous sequence of the *TESS* observations and do not repeat itself with the rotation period. To exclude a contribution of the trends the code Period D&P cuts off all measurements that have too large deviation from the best fit and repeats the fitting procedure (see Fig. 1). This procedure resulted in the estimation of the stellar rotation period of $P = 2.414 \pm 0.018$ d for HD 63401.

3 Spectral analysis

We have performed a spectral analysis of seven high-resolution ($R = 65000$) and high signal-to-noise ratio Stokes IV spectra recently obtained with the spectropolarimeter ESPaDOnS at the CFHT. The dedicated software package Libre-ESPRIT (Donati et al., 1997) was employed to reduce the obtained data. The non-normalized spectra were used to fit the Balmer lines observed in Stokes I spectra by the theoretical profiles with the help of FITSB2 code (Napiwotzki et al., 2004) employing the grids of stellar atmosphere models (Khalack & LeBlanc, 2015). The best fit values of the T_{eff} derived for different rotational phases from the analyses of each spectrum are shown in Fig. 2 (see lower panel).

The Stokes IV spectra were normalized to conduct abundance analysis with the help of ZEEMAN2 code (Landstreet, 1988). An automatic procedure (Khalack, 2018) was used to select blended and unblended line profiles suitable for abundance analysis. Model of stellar atmosphere was calculated for the derived average parameters $T_{\text{eff}} = 13360 \pm 200$ K, $\log g = 4.1 \pm 0.2$, and metallicity $M = 0$ with the assistance of PHOENIX-15 code (Hauschildt et al., 1997). This model was employed by the code ZEEMAN2 to fit the selected line profiles with the synthetic ones. The average abundance of chemical elements in stellar atmosphere of HD 63401 was estimated for each rotational phase as well as the values of $v \sin i$ and radial velocity v_r (see upper two panels in Fig. 2). The abundance estimates averaged over seven phases for each studied chemical element are presented in Table 1

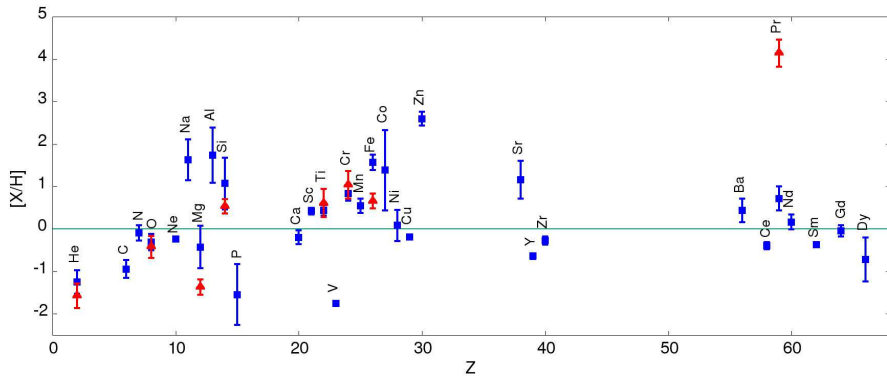


Fig. 3: Comparison of the derived average abundances of chemical elements (squares) in stellar atmosphere of HD 63401 with the data (triangles) reported by Bailey et al. (2014). The green line represents the solar abundance (Grevesse et al., 2015).

4 Discussion

We have used the photometric data provided by *TESS* for HD 63401 to derive its rotation period of $P = 2.414 \pm 0.018$ d considering that a presence of overabundance patches causes redistribution of the emitted flux forming brighter spots in stellar atmosphere of this star. In the context of oblique rotator model (Stibbs, 1950), the overabundance patches and brightness spots will change their visibility with rotational phase and lead to the observed flux variability (see David-Uraz et al. 2019). This hypothesis is in a good accordance with the detected weak variability of the derived effective temperature with rotational phase. It may be noticed that the maxima of the LC phase diagram (lower panel in Fig. 1) have similar rotational phases as the extrema at the temperature variability (lower panel in Fig. 2). However, the minimum of the effective temperature refers almost to the maximum of the LC. The average values of $v \sin i$ and radial velocity derived from the analysis of over hundred line profiles in each studied spectrum also show a weak variability with rotational phase similar to the one detected for T_{eff} (see Fig. 2).

Our estimates of average (over seven phases) abundances of chemical elements are in a relatively good accordance with the data published by Bailey et al. (2014) (see Fig. 3 and Table 1). We have found that He, C, P, V, Y, and Dy are significantly underabundant in stellar atmosphere of HD 63401, while Na, Al, Si, Fe, Zn, and Sr show strong overabundance. Our estimate of iron abundance appears to be significantly higher than the one reported by Bailey et al. (2014). The abundance of praseodymium derived in this work is much lower than the one obtained by Bailey et al. (2014). All analyzed rare earth elements, meanwhile, show abundance close to their solar abundance (Grevesse et al., 2015).

The detected variability of the light curve and T_{eff} , and the strong overabundance of some chemical elements support the hypothesis of abundance patches existence in stellar atmosphere of HD 63401. These patches can be formed and supported by the effective mechanism of atomic diffusion (Michaud, 1970). Therefore, we consider that stellar atmosphere may be hydrodynamically stable and plan to search for

abundance stratification of chemical elements with optical depth in this star.

Acknowledgements. P.K and D.T are thankful to the Mitacs Globalink Research Internship program for the support of this research. V.K. and M.P.-C. acknowledge the support from the Natural Sciences and Engineering Research Council of Canada. M.P.-C., O.K. and V.K. are thankful to the Faculté des Études Supérieures et de la Recherche and to the Faculté des Sciences de l'Université de Moncton for the financial support of this research. Part of calculations was done on the supercomputer *béluga* of the École de technologie supérieure in Montreal, under the guidance of Calcul Québec and Calcul Canada. Analysed spectra were obtained at the Canada-France-Hawaii Telescope (CFHT) which is operated by the National Research Council of Canada, the Institut National des Sciences de l'Univers of the Centre National de la Recherche Scientifique of France, and the University of Hawaii. The operations at the Canada-France-Hawaii Telescope were conducted with care and respect from the summit of Maunakea which is a significant cultural and historic site. This paper includes data collected by the *TESS* mission. Funding for the *TESS* mission is provided by the NASA Explorer Program. This research used the SIMBAD database, operated at CDS, Strasbourg, France. Photometric data presented in this paper were obtained from the Mikulski Archive for Space Telescopes (MAST).

References

- Adelman, S. J., Gentry, M. L., Sudiana, I. M., *Information Bulletin on Variable Stars* **4968**, 1 (2000)
- Bagnulo, S., et al., *A&A* **450**, 777 (2006)
- Bailey, J. D., Landstreet, J. D., Bagnulo, S., *A&A* **561**, A147 (2014)
- David-Uraz, A., Neiner, C., Sikora, J., MOBSTER Collaboration, *this Proceedings* (2019)
- Donati, J. F., et al., *MNRAS* **291**, 658 (1997)
- Grevesse, N., Scott, P., Asplund, M., Sauval, A. J., *A&A* **573**, A27 (2015)
- Hauschildt, P. H., Baron, E., Allard, F., *ApJ* **483**, 390 (1997)
- Hensberge, H., De Loore, C., Zuiderwijk, E. J., Hammerschlag-Hensberge, G., *A&A* **48**, 383 (1976)
- Khalack, V., *MNRAS* **477**, 882 (2018)
- Khalack, V., LeBlanc, F., *AJ* **150**, 2 (2015)
- Khalack, V., et al., *MNRAS* **490**, 2102 (2019)
- Kobzar, O., et al., *this Proceedings* (2019)
- Kochukhov, O., Bagnulo, S., *A&A* **450**, 763 (2006)
- Landstreet, J. D., *ApJ* **326**, 967 (1988)
- Lenz, P., Breger, M., *Communications in Asteroseismology* **146**, 53 (2005)
- Marquardt, D. W., *SIAM Journal on Applied Mathematics* **11**, 431 (1963)
- Michaud, G., *ApJ* **160**, 641 (1970)
- Napiwotzki, R., et al., Double degenerates and progenitors of supernovae type Ia, *Astronomical Society of the Pacific Conference Series*, volume 318, 402–410 (2004)
- Renon, P., Gerbaldi, M., Catalano, F. A., *A&AS* **89**, 429 (1991)
- Ricker, G. R., et al., *Journal of Astronomical Telescopes, Instruments, and Systems* **1**, 014003 (2015)
- Stibbs, D. W. N., *Nature* **165**, 195 (1950)