

Self-Supervised Graph Representation Learning via Global Context Prediction

Zhen Peng¹, Yixiang Dong¹, Minnan Luo¹, Xiao-Ming Wu², Qinghua Zheng¹

¹MOEKLINNS, School of Computer Science and Technology, Xi'an Jiaotong University, China

²Department of Computing, The Hong Kong Polytechnic University, Hong Kong

zhenpeng27@outlook.com, dyx1102@stu.xjtu.edu.cn, minnluo@xjtu.edu.cn,

xiao-ming.wu@polyu.edu.hk, qhzheng@xjtu.edu.cn

Abstract

To take full advantage of fast-growing unlabeled networked data, this paper introduces a novel self-supervised strategy for graph representation learning by exploiting natural supervision provided by the data itself. Inspired by human social behavior, we assume that the global context of each node is composed of all nodes in the graph since two arbitrary entities in a connected network could interact with each other via paths of varying length. Based on this, we investigate whether the global context can be a source of free and effective supervisory signals for learning useful node representations. Specifically, we randomly select pairs of nodes in a graph and train a well-designed neural net to predict the contextual position of one node relative to the other. Our underlying hypothesis is that the representations learned from such within-graph context would capture the global topology of the graph and finely characterize the similarity and differentiation between nodes, which is conducive to various downstream learning tasks. Extensive benchmark experiments including node classification, clustering, and link prediction demonstrate that our approach outperforms many state-of-the-art unsupervised methods and sometimes even exceeds the performance of supervised counterparts.

1 Introduction

Graph representation learning has attracted a great deal of interest from researchers in recent years. Learning effective node representations can benefit a variety of practical downstream tasks, *e.g.*, classification [Chen *et al.*, 2018], community detection [Ye *et al.*, 2018], and graph alignment [Heimann *et al.*, 2018]. Compared to many well-performed supervised algorithms [Huang *et al.*, 2018; Xu *et al.*, 2019], unsupervised methods [Grover *et al.*, 2019; Veličković *et al.*, 2019] have a definite advantage that they are free from expensive manual labeling effort and therefore can fully utilize a vast amount of unlabelled data. However, despite the empirical success, *what* should be learned has been a central issue for unsupervised learning. In the absence of

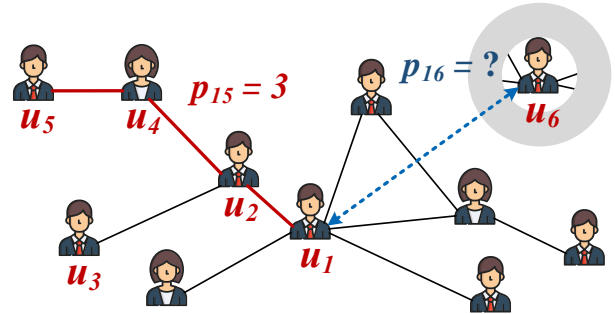


Figure 1: A toy example of our self-supervised task involving predicting the relative contextual position of one node to another.

handcrafted annotation, how to design an appropriate objective function to learn desirable node representations is a challenging problem.

Fortunately, self-supervised learning [Jing and Tian, 2019], as a branch of unsupervised learning, empowers us to train unlabeled data with free supervised signals obtained from the data itself. It has been successfully applied on image and video data [Doersch *et al.*, 2015; Gidaris *et al.*, 2018]. By training various pretext tasks such as predicting the rotation angle of an image or inferring the correct temporal order of a sequence of frames in a video, useful latent vectors can be learned from unlabeled data in a supervised manner, which helps to achieve desirable performance in relevant tasks such as object detection and classification.

A natural question is: can we also get free supervision from graph-structured data? After much deliberation, our answer is positive. Recall a common phenomenon in a social network as illustrated in Figure 1, you (u_1) are more likely to interact with your direct friends (*e.g.*, u_2) than your friends' friends (*e.g.*, u_4), but it is also possible that your friends (*e.g.*, u_2) may be influenced by their other friends (*e.g.*, u_3 and u_4) and then affect you, due to the link structure of the network. In this sense, for a node v_i in a graph \mathcal{G} , all nodes in \mathcal{G} constitute its context as any other node may interact with it through a path of varying length¹, *e.g.*, u_1 interacts with u_5 via a path of length 3. Since such context covers the global

¹Typically, the length of a path refers to the number of edges it traverses, also known as **hop count**. If there is no path between two nodes, their distance is infinite.

topology of the graph, we call it the global context. Nevertheless, how to effectively capture the global structure of a graph remains a challenging issue. Although existing graph neural network methods such as graph convolutional networks (GCNs) [Kipf and Welling, 2016] can stack multiple layers to capture high-order relations between nodes, they suffer from over-smoothing when the number of layers increases [Li *et al.*, 2018a], as illustrated in Figure 2. Furthermore, it is difficult to choose an appropriate number of stacked layers. In this work, we propose to use the length of a path, *i.e.*, hop count, to characterize the global context. The path length can naturally and faithfully reflect the extent of similarity between two nodes. The shorter the path length, the greater the degree of interaction between them. More importantly, such supervisory information can be obtained for free from the graph data, making it possible to learn node representations in a self-supervised fashion.

This paper provides a self-supervised graph representation learning framework S²GRL involving predicting relative contextual position for a pair of nodes in a graph. In particular, given two arbitrary nodes, the task is to train a neural net to infer the contextual position of one node relative to the other. For instance, in Figure 1, the neural net should be able to answer a question: is u_6 one hop away from u_1 , or two or more hops away? To perform well on this task, it requires the learned node representations to encode global topological information while capable of discriminating the similarity and dissimilarity between pairs of nodes. The main contributions of our work are summarized as follows:

- We make the first attempt to investigate a natural supervisory signal hidden in graph-structured data, *i.e.*, hop count, and exploit this signal to learn node representations on unlabeled datasets in a self-supervised manner.
- We propose an effective self-supervised learning framework S²GRL that trains a neural net to predict the relative contextual position between pairs of nodes, which learns global-context-aware node representations.
- We conduct extensive experiments to evaluate S²GRL on three common learning tasks. The results show that it exhibits competitive performance compared with state-of-the-art unsupervised methods and sometimes even outperforms some strong supervised baselines.

2 Related Work

Self-supervised learning is a form of unsupervised learning where the data provides the supervision to train a pretext task. The key is to automatically generate supervisory signals based on the data itself, which helps to guide the learning algorithm to capture the underlying patterns of the data. As a general technique, self-supervised learning finds many applications, ranging from language modeling [Wu *et al.*, 2019] to robotics [Jang *et al.*, 2018]. Notably, it has been widely used on image and video data to learn useful visual features. Various pretext tasks have been proposed such as cross-channel prediction, spatial context prediction, colorization, and watching objects move [Jing and Tian, 2019]. Although self-supervision has been successfully applied in

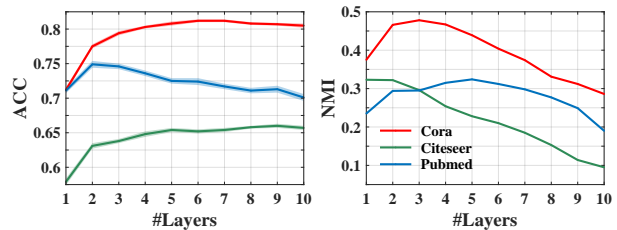


Figure 2: Results of an unsupervised baseline formulated by stacking varying number of graph convolutional layers on node classification (left) and clustering (right) tasks. Initially the performance improves as the number of layer increases. But more layers lead to over-smoothing and performance decay.

many areas, it remains unclear whether it works or not in the graph domain. The goal of this paper is to investigate its effectiveness in learning on graph-structured data.

Graph representation learning is an important task and has become a research hot-spot in recent years. In general, existing approaches are broadly categorized as (1) factorization-based [Qiu *et al.*, 2018], (2) random walk-based [Perozzi *et al.*, 2014], and (3) neural network-based [Li *et al.*, 2018b].

Recently, graph convolutional network (GCN) [Kipf and Welling, 2016] and its multiple variants have become the dominant approach in graph modeling, thanks to the utilization of graph convolution that effectively fuses graph topology and node features. However, the majority of these methods [Veličković *et al.*, 2017; Zhang *et al.*, 2018; Xu *et al.*, 2019] requires external guidance, *i.e.*, annotated labels, which limits their applicability. In contrast, unsupervised algorithms [Hamilton *et al.*, 2017; Grover *et al.*, 2019; Veličković *et al.*, 2019] do not require any external labels, but their performances are often not comparable to the supervised counterparts. Some unsupervised methods require advanced knowledge and sophisticated design to ensure their models can learn useful node representations without explicit supervision. Fortunately, self-supervised learning opens up an opportunity for betting utilizing the abundant unlabeled data. A recently proposed multi-stage self-supervised framework M3S [Sun *et al.*, 2019] has been shown empirically successful. However, in essence, M3S does not get rid of external guidance as it still requires a few initial labels as the basis for enlarging the label set subsequently. To make better use of unlabeled data, in this work, we propose a novel self-supervised formulation to learn node representations on graphs without any external labels.

3 Methodology

3.1 Problem Formulation

Let $\mathcal{G} = (\mathcal{V}, \mathcal{E}, \mathcal{F})$ be a graph with $|\mathcal{V}| = n$ nodes and $|\mathcal{E}| = m$ edges where each node $v_i \in \mathcal{V}$ is affiliated with a set of d -dimensional attributes (features) $\mathcal{F} = \{f_1, f_2, \dots, f_d\}$. $\mathbf{X} = [\mathbf{x}_1, \mathbf{x}_2, \dots, \mathbf{x}_n]^\top \in \mathbb{R}^{n \times d}$ records the attribute information of n nodes, where \mathbf{x}_i represents a feature vector of node v_i for $i = 1, 2, \dots, n$. Moreover, nodes are interconnected to form edges, represented by an adjacency matrix $\mathbf{A} \in \{0, 1\}^{n \times n}$. We aim to learn an encoder f_ω that projects each node to a q -dimensional space \mathbb{R}^q under the

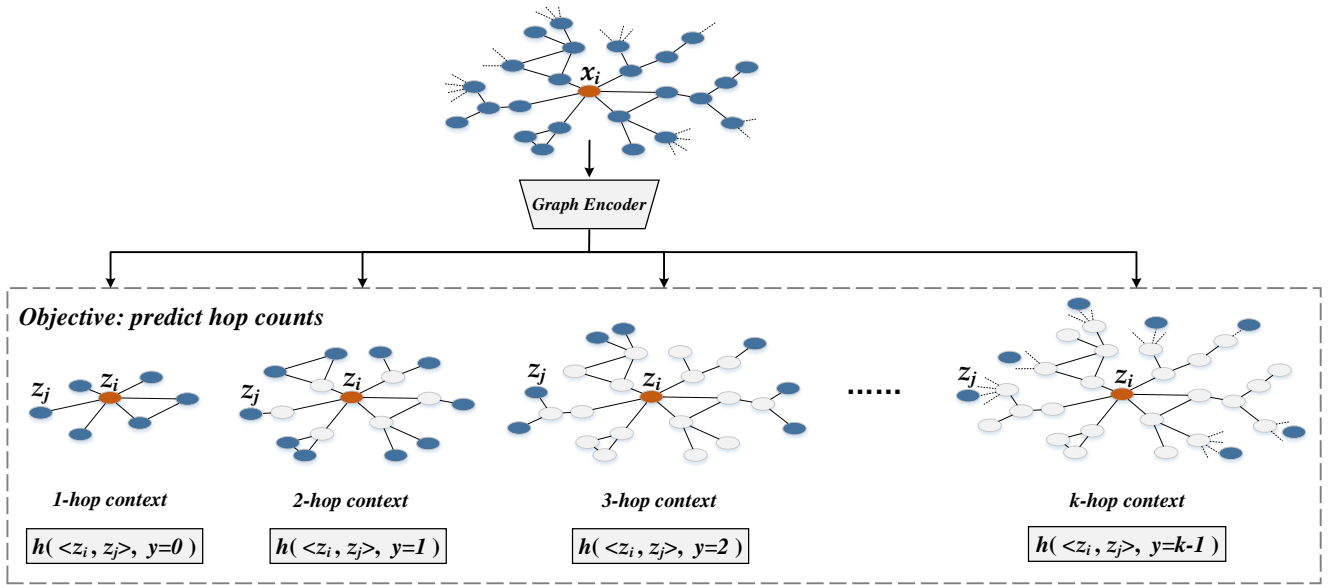


Figure 3: The proposed self-supervised framework S^2GRL for learning node representations over graph-structured data.

guidance of natural supervision automatically obtained from the input graph itself instead of external annotated labels, such that the nodes will be represented in the global context as $\mathbf{Z} = [z_1, z_2, \dots, z_n]^T \in \mathbb{R}^{n \times q}$. Formally, this free supervisory signals would function as pseudo-labels \hat{Y} to train encoder f_ω by solving

$$\min_{\omega, \theta} \mathcal{L}(\hat{Y}, h_\theta(f_\omega(\mathbf{X}, \mathbf{A}))), \quad (1)$$

where h_θ is a classifier to predict the pseudo-labels. Note that labels \hat{Y} are important in the learning procedure since they determine what should be captured and represented in latent vectors. In this sense, it is possible for us to construct specific pseudo-labels \hat{Y} such that desired information can be encoded in node representations.

3.2 Global Context of A Node

Many studies [Perozzi *et al.*, 2014; Grover and Leskovec, 2016; Qiu *et al.*, 2018] have found that the interaction between nodes is not limited to their direct connection, *i.e.*, the observed first-order proximity, and the complementary high-order relations could capture more underlying information that would deepen our understanding of graphs. Thus, we assume that all nodes in \mathcal{G} constitute the global context of node v_i as any other node $v_j \in \mathcal{G}$ could interact with it through a path p_{ij} , which is much more comprehensive than a context specified by the limited window size in random walk based algorithms. Formally, such a global context of v_i is denoted as $\mathcal{C}_i = \mathcal{V} - \{v_i\}$. To encode the global information, we plan to estimate the likelihood of predicting its context given one arbitrary node in \mathcal{G} , *i.e.*,

$$\Pr(\mathcal{C}_i | v_i). \quad (2)$$

To learn representations, we introduce graph encoder f_ω into Eq. (2) which presents a probability distribution of node co-

occurrence, then yielding an optimization problem of maximizing the log-probability

$$\max_{\omega} \sum_{v_i \in \mathcal{V}} \log \Pr(\mathcal{C}_i | f_\omega(v_i)). \quad (3)$$

Then we factorize the objective function of optimization problem (3) based on an independence assumption [Grover and Leskovec, 2016] as following,

$$\Pr(\mathcal{C}_i | f_\omega(v_i)) = \prod_{v_j \in \mathcal{C}_i} \Pr(v_j | f_\omega(v_i)). \quad (4)$$

For the conditional likelihood of each node pair v_i and v_j , a typical solution is to define it as a softmax function

$$\Pr(v_j | f_\omega(v_i)) = \frac{\exp(f_\omega(v_j)^\top f_\omega(v_i))}{\sum_{u \in \mathcal{V}} \exp(f_\omega(u)^\top f_\omega(v_i))}, \quad (5)$$

and then adopt specific classifiers to learn such a posterior distribution, *e.g.*, employing logistic regression to predict the context [Mikolov *et al.*, 2013]. But such models would result in a large number of categories that equals to $|\mathcal{V}|$, consuming vast computational resource. Moreover, under our global context assumption, the classifier cannot be trained to work properly as all target classes will be positive. Hence, we propose another strategy introduced as follows to predict $\Pr(v_j | f_\omega(v_i))$, by utilizing hop count as supervision to guide the global context prediction in a fine-grained way.

3.3 A Natural Supervisory Signal: Hop Count

An interesting discovery in the famous small-world experiment [Newman, 2018] presents a heuristic: any pair of entities in the network owns the shortest path between them, which is usually the best path for message propagation. This makes it possible to divide the global context based on the hop count of the shortest path. Accordingly, we define a hop-based global context \mathcal{C}_i for each node v_i as follows.

Definition. A hop-based global context \mathcal{C}_i includes a set of nodes that can reach v_i through **the shortest path** with different hop counts, i.e., \mathcal{C}_i is composed of multiple specific k -hop context \mathcal{C}_i^k which only contains nodes within k hops.

$$\mathcal{C}_i = \mathcal{C}_i^1 \cup \mathcal{C}_i^2 \cup \dots \cup \mathcal{C}_i^{\delta_i},$$

$$\text{and } \mathcal{C}_i^k = \{v_j \mid d_{ij} = k\}, \quad k = 1, 2, \dots, \delta_i,$$

where δ_i is the upper bound of the hop count from other nodes to v_i in graph \mathcal{G} , and d_{ij} is the length of path p_{ij} .

For each target node v_i , node $v_j \in \mathcal{C}_i$ only belongs to one specific k -hop context \mathcal{C}_i^k , i.e., $\forall k_1, k_2 \in \{1, 2, \dots, \delta_i\}$, there exists $\mathcal{C}_i^{k_1} \cap \mathcal{C}_i^{k_2} = \emptyset$. It is not hard to find that such hop-based context can well reflect the extent of interaction between nodes v_i and v_j . Specifically, if path p_{ij} between v_i and v_j is relatively long, their communication has to pass through many relay points, and naturally, they interact with each other in a low extent. The closer the k -hop context to v_i is, the stronger the relation between them. As a matter of course, hop counts can be utilized as supervisory signals to distinguish the degree of interaction between two nodes.

In this way, for each target node v_i , with δ_i categories and pseudo-labels $Y_i = \{0, 1, \dots, \delta_i - 1\}$ in accordance with \mathcal{C}_i , the learning objective, illustrated in Figure 3, is to predict the hop count (relative contextual position) between $v_j \in \mathcal{C}_i$ and v_i by solving the following optimization problem

$$\min_{\omega, \theta} \sum_{v_j \in \mathcal{C}_i} \mathcal{L}(Y_i, h_\theta(\langle f_\omega(v_i), f_\omega(v_j) \rangle)), \quad (6)$$

where $\langle \cdot, \cdot \rangle$ is an operation used to measure the interaction between two vectors, and one of the available schemes is explained in § 4.3. It can be seen that Eq. (6) empowers the model to learn on unlabeled data in a supervised fashion. With the guidance of the pseudo-labels, the model not only encodes the global topology but also distinguishes the fine-grained interaction between nodes such that the learned representations are capable of finely characterizing the similarity and dissimilarity between nodes, which facilitates downstream tasks such as classification and clustering.

Note that Eq. (6) is difficult to solve in practice as the upper bound of hop count δ for different target nodes varies and precisely determining δ is not easy for a big graph. Therefore, modifying it to adapt to realistic situations is necessary. Inspired by the small-world phenomenon which demonstrates that two entities in the network are about six or fewer connections away from each other, we suppose that the number of hops between nodes is within a certain range, not uncontrollable (Note that the average shortest path length of the largest component in the tested benchmarks Cora, Citeseer, and Pubmed is 6.3, 9.3, and 6.3, respectively). So for δ_i classes attached to each node v_i , we divide them into α ‘‘major’’ categories by merging multiple classes, and update pseudo-labels to $\hat{Y} = \{0, 1, \dots, \alpha - 1\}$ accordingly. Then, we obtain the objective function of the proposed S²GRL:

$$\min_{\omega, \theta} \sum_{v_i \in \mathcal{V}} \sum_{v_j \in \mathcal{C}_i} \mathcal{L}(\hat{Y}, h_\theta(\langle f_\omega(v_i), f_\omega(v_j) \rangle)). \quad (7)$$

The design of ‘‘major’’ categories follows a principle of both clearly discriminating the dissimilarity and partly tolerating

Table 1: Dataset Statistics.

Dataset	# Nodes	# Edges	# Features	# Classes
Cora	2,708	5,429	1,433	7
Citeseer	3,327	4,732	3,703	6
Pubmed	19,717	44,338	500	3
PPI	56,944	818,716	50	121
Reddit	231,443	11,606,919	602	41
BlogCatalog	5,196	171,743	8,189	6
Flickr	7,575	239,738	12,047	9

the similarity. For instance, the degree of interaction between a node and its 1-hop context is significantly different from its 2-hop context since you may not know your friends’ friends at all. So treating them as two ‘‘major’’ classes is appropriate. In contrast, the distinction between higher-hop contexts is relatively vague, merging them into one ‘‘major’’ class seems more reasonable. α reflects the number of such predefined classes. A trivial solution is to treat the 1-hop context as one class and the rest as another, which is similar to the idea of reconstructing the adjacency matrix \mathbf{A} . Detailed explanation about ‘‘major’’ categories explored in this work is in the following section. Now, the parameters of encoder f_ω and classifier h_θ can be jointly learned by optimizing Eq. (7), and the output of the optimized f_ω is our desired representation.

4 Experiments

4.1 Datasets

We utilize a variety of standard real-world datasets collected from different domains to comprehensively evaluate the effectiveness of our S²GRL on three common learning tasks. The detailed statistics are summarized in Table 1.

- **Cora, Citeseer, and Pubmed** [Kipf and Welling, 2016]: three standard citation networks in which nodes are documents and edges indicate citation relations. In the experiments, they are employed for node classification (transductive) and clustering tasks.
- **PPI** [Zitnik and Leskovec, 2017]: a protein-protein interaction dataset that consists of networks corresponding to different human tissues. It is used for node classification (inductive, multi-label) task.
- **Reddit** [Hamilton *et al.*, 2017]: a social network constructed with Reddit posts in different topical communities. It is used for node classification (inductive) task.
- **BlogCatalog and Flickr** [Li *et al.*, 2015]: two social networks in which users are treated as nodes and friend relations represent edges. Following [Grover and Leskovec, 2016], we randomly delete 20%, 50%, and 70% edges in these datasets, and use the damaged graph to conduct link prediction.

4.2 Baseline Methods

As our setup belongs to unsupervised learning, we mainly compare against two classes of the state-of-the-art unsupervised methods: random-walk based algorithms and

Table 2: Accuracy (%) on transductive classification task.

	Algorithm	Cora	Citeseer	Pubmed
label \times	Raw features	56.6 \pm 0.4	57.8 \pm 0.2	69.1 \pm 0.2
	node2vec	67.4 \pm 0.4	47.5 \pm 0.3	72.6 \pm 0.5
	EP-B	78.1 \pm 1.5	71.0 \pm 1.4	79.6 \pm 2.1
	DGI	82.3 \pm 0.6	71.8 \pm 0.7	76.8 \pm 0.6
	graphite	82.1 \pm 0.06	71.0 \pm 0.07	79.3 \pm 0.03
	GMNN-unsup	82.8	71.5	81.6
	S²GRL (ours)	83.7\pm0.2	72.1\pm0.5	82.4\pm0.2
label \checkmark	GCN	81.5	70.3	79.0
	GAT	83.0 \pm 0.7	72.5 \pm 0.7	79.0 \pm 0.3
	GWNN	82.8	71.7	79.1
	GMNN-sup	83.7	73.1	81.8

GNNs. For the first category, we choose DeepWalk [Perozzi *et al.*, 2014] and node2vec [Grover and Leskovec, 2016]. For the latter, we select EP-B [Duran and Niepert, 2017], DGI [Veličković *et al.*, 2019], graphite [Grover *et al.*, 2019], GMNN [Qu *et al.*, 2019], and unsupervised GraphSAGE [Hamilton *et al.*, 2017]. Particularly, since S²GRL considers global topology, we also compare it with AGC [Zhang *et al.*, 2019] which exploits adaptive graph convolution to capture high-order relations between nodes. To further demonstrate the potential of unsupervised learning, we give some additional results of supervised approaches, including GCN [Kipf and Welling, 2016], GAT [Veličković *et al.*, 2017], FastGCN [Chen *et al.*, 2018], GWNN [Xu *et al.*, 2019], and Adapt [Huang *et al.*, 2018].

For fair comparison, the dimensionality of learned representations on all datasets is set to 512, unless noted otherwise. For node2vec, we set the number of random walks to 10, the walk length to 80, the window size to 10, and the parameters p and q both to 0.25. Parameters of DGI are the same as in [Veličković *et al.*, 2019]. The results of other baselines are taken from their original papers.

4.3 Experimental Setup

Detailed architecture of S²GRL. For graph encoder f_ω , we resort to the standard graph convolutional (GC) layer with ReLU activation function [Kipf and Welling, 2016]. Specifically, in the inductive classification task (PPI and Reddit), we construct the encoder with two 512-neuron GC layers; in other tasks, our encoder is a 512-neuron GC layer. Considering that the $\langle \cdot, \cdot \rangle$ used to measure the interaction between pairs of nodes should be symmetric to ensure $\langle z_i, z_j \rangle = \langle z_j, z_i \rangle$, we would calculate the element-wise distance between two vectors to achieve it, *i.e.*, let $\langle z_i, z_j \rangle = \text{abs}(z_i - z_j)$, where $\text{abs}(\cdot)$ means to take absolute value for each element. In addition, the following 4 “major” categories are used in our experiments: $\{C_i^1, C_i^2, \{C_i^3 \cup C_i^4\}, \{C_i^5 \cup \dots \cup C_i^{\delta_i}\}\}$ (more discussion later).

Sampling strategy. Note that Eq. (7) involves the calculation between each pair of nodes in \mathcal{G} , which makes it computationally expensive and memory-consuming for large graphs. Besides, the number of node pairs included in each

Table 3: Micro-averaged F1 (%) on inductive classification task.

	Algorithm	PPI	Reddit
label \times	Raw features	42.2	58.5
	DeepWalk	-	32.4
	GraphSAGE-GCN	46.5	90.8
	GraphSAGE-mean	48.6	89.7
	GraphSAGE-LSTM	48.2	90.7
	GraphSAGE-pool	50.2	89.2
	DGI	63.8 \pm 0.20	94.0 \pm 0.10
S²GRL (ours)	66.0\pm0.04	95.0\pm0.02	
label \checkmark	GAT	97.3 \pm 0.20	-
	FastGCN	-	93.7
	Adapt	-	96.3 \pm 0.32

“major” class varies greatly, it would incur the class imbalance problem [Japkowicz and Stephen, 2002]. To circumvent these issues, we perform a batch-sampling of node pairs based on a uniform distribution over the classes. In detail, We first randomly select a batch of fixed-size target nodes in \mathcal{G} , and then for each target node, sample node pairs from each “major” class at an adaptive ratio to ensure inter-class balance.

Implementation details. As a preprocessing step, we employ NetworkX to build the hop-based global context for each node in parallel. During training, we adopt Glorot initialization [Glorot and Bengio, 2010] and Adam optimizer [Kingma and Ba, 2014] with an initial learning rate in $\{0.001, 0.003, \dots, 0.009\}$. The number of epochs is tuned in $\{100, 200, 300\}$, while setting a fixed number of epochs on the inductive classification task (20 on Reddit, 50 on PPI). Besides, we use the subsampling skill introduced in [Hamilton *et al.*, 2017] to make Reddit and PPI fit into GPU memory. In specific, a minibatch of 256 nodes is first selected, and then for each selected node, we uniformly sample 8 neighbors from its first and second-order neighborhoods, respectively.

Evaluation metrics. Following the experimental setup described in [Veličković *et al.*, 2019], we feed the learned representations into a simple logistic regression classifier to evaluate the node-level classification performance. Mean accuracy after 50 runs is used to assess the transductive task, and the micro-averaged F1 score averaged after 50 runs is used for the inductive one. For the clustering task, we apply the K-means algorithm to group the learned embeddings and report the NMI score. For the link prediction task, we use Area Under the ROC Curve (AUC) as the criteria. Similarly, we report the averaged result after 10 runs.

4.4 Results

Node classification. The results of transductive and inductive task are reported in Tables 2 and 3, where numbers in bold indicate the best results among unsupervised methods. As can be observed, S²GRL outperforms all other unsupervised algorithms, especially on Pubmed and PPI, which affirms the effectiveness of hop count as free supervisory signals. This confirms the benefit of our proposed self-learning task, *i.e.*, global context prediction. Good performance on




Figure 4: (a-b) t-SNE plots of node pairs *w.r.t.* topological distance on Cora. The color corresponds to the length of the shortest path between pairs of nodes. Vectors learned by S²GRL present better structural properties. (c-e) Visualization of the learned representations on Cora.

Table 4: Clustering quality in terms of NMI.

Algorithm	Cora	Citeseer	Pubmed
Raw features	0.135	0.237	0.314
node2vec	0.449	0.232	0.288
DGI	0.557	0.438	0.292
AGC	0.537	0.411	0.316
S²GRL (ours)	0.540	0.432	0.332

reasoning about the relative contextual position can only be achieved if the learned representations could encode global topological information and finely discriminate the similarity and differentiation between nodes (t-SNE [Maaten and Hinton, 2008] plots *w.r.t.* topological distance are given in Figure 4 (a-b)), which indirectly contributes to classification. Besides, S²GRL exhibits comparable results to some supervised models like GCN and GWNN, even achieves the best result on Pubmed. We believe that self-supervised learning has more potential in learning high-quality representations than supervised manners as the supervision built from the data itself could capture the inherent characteristics of data better than manual labels. Moreover, S²GRL exhibits a comparable training speed with GNN-based baselines.

Clustering. Table 4 summarizes the results. Although DGI achieves the best performance on Cora and Citeseer, our simple framework S²GRL also exhibits competitive performance (an illustration is shown in Figure 4 (c-e)) and obtains the highest NMI on Pubmed. Note that S²GRL outperforms AGC, a clustering-oriented model adaptively capturing high-order relations among nodes, which demonstrates that high-order relations are somewhat limited in capturing the underlying structures of the graph while our consideration of global topology and fine-grained similarity can be beneficial to learn cluster structures.

Link prediction. As can be seen from Table 5, S²GRL consistently outperforms DGI and node2vec under different edge removal rates, showing that the representation learned by global context prediction could delicately characterize the similarity and differentiation between nodes from a global topological viewpoint to predict missing links. By contrast, the necessity of a task-oriented negative sample generating function weakens the performance of DGI in this task. This shows that S²GRL has a better generalization ability.

Table 5: AUC scores (%) for link prediction.

Algorithm	BlogCatalog			Flickr		
	20%	50%	70%	20%	50%	70%
node2vec	79.9	76.5	72.4	73.9	70.0	63.1
DGI	77.7	76.0	75.4	90.6	88.8	69.2
S²GRL (ours)	80.4	78.7	78.2	91.4	90.9	89.8

Table 6: Accuracy (%) *w.r.t.* the formation of label classes on Cora.

# Classes	Merge Policy	Accuracy
2	$\mathcal{C}_i^1, \mathcal{C}_i^2 \cup \dots \cup \mathcal{C}_i^{\delta_i}$	82.4
3	$\mathcal{C}_i^1, \mathcal{C}_i^2, \mathcal{C}_i^3 \cup \dots \cup \mathcal{C}_i^{\delta_i}$	83.0
4	$\mathcal{C}_i^1, \mathcal{C}_i^2, \mathcal{C}_i^3, \mathcal{C}_i^4 \cup \dots \cup \mathcal{C}_i^{\delta_i}$	83.2
5	$\mathcal{C}_i^1, \mathcal{C}_i^2, \mathcal{C}_i^3, \mathcal{C}_i^4, \mathcal{C}_i^5 \cup \dots \cup \mathcal{C}_i^{\delta_i}$	82.7
6	$\mathcal{C}_i^1, \mathcal{C}_i^2, \mathcal{C}_i^3, \mathcal{C}_i^4, \mathcal{C}_i^5, \mathcal{C}_i^6 \cup \dots \cup \mathcal{C}_i^{\delta_i}$	82.7

4.5 Further Discussion on Label Categories

In Table 6 we investigate how the quality of the self-supervised learned embeddings depends on the construction of “major” classes. It can be found that clearly distinguishing 1-hop, 2-hop, and 3-hop contexts into 3 distinct “major” classes benefits to improving the quality of representations, while further differentiating 4-hop and higher-hop contexts would degrade the performance. We believe the reason is that only making 1-hop context discernible offers too few categories for recognition, *i.e.*, providing less supervisory information, while too many “major” categories are not distinguishable enough as the distinction between higher-hop contexts is vague. Hence, in the experiments, we adopt a scheme that combines 3-hop and 4-hop contexts into a single class, which indeed presents better empirical performance.

5 Conclusion

In this work, we have presented a novel self-supervised framework S²GRL for learning node representations, which to our knowledge is the first attempt on exploring free supervisory signals in graph-structured data for representation learning. Extensive experiments demonstrate the effectiveness of our framework. We hope our work will inspire more research in self-supervised graph representation learning.

References

- [Chen *et al.*, 2018] Jie Chen, Tengfei Ma, and Cao Xiao. Fastgcn: fast learning with graph convolutional networks via importance sampling. In *ICLR*, 2018.
- [Doersch *et al.*, 2015] Carl Doersch, Abhinav Gupta, and Alexei A Efros. Unsupervised visual representation learning by context prediction. In *ICCV*, 2015.
- [Duran and Niepert, 2017] Alberto Garcia Duran and Mathias Niepert. Learning graph representations with embedding propagation. In *NeurIPS*, 2017.
- [Gidaris *et al.*, 2018] Spyros Gidaris, Praveer Singh, and Nikos Komodakis. Unsupervised representation learning by predicting image rotations. *ICLR*, 2018.
- [Glorot and Bengio, 2010] Xavier Glorot and Yoshua Bengio. Understanding the difficulty of training deep feed-forward neural networks. In *AISTATS*, 2010.
- [Grover and Leskovec, 2016] Aditya Grover and Jure Leskovec. node2vec: Scalable feature learning for networks. In *KDD*, 2016.
- [Grover *et al.*, 2019] Aditya Grover, Aaron Zweig, and Stefano Ermon. Graphite: Iterative generative modeling of graphs. In *ICML*, 2019.
- [Hamilton *et al.*, 2017] Will Hamilton, Zhitaoying, and Jure Leskovec. Inductive representation learning on large graphs. In *NeurIPS*, 2017.
- [Heimann *et al.*, 2018] Mark Heimann, Haoming Shen, Tara Safavi, and Danai Koutra. Regal: Representation learning-based graph alignment. In *CIKM*, 2018.
- [Huang *et al.*, 2018] Wenbing Huang, Tong Zhang, Yu Rong, and Junzhou Huang. Adaptive sampling towards fast graph representation learning. In *NeurIPS*, 2018.
- [Jang *et al.*, 2018] Eric Jang, Coline Devin, Vincent Vanhoucke, and Sergey Levine. Grasp2vec: Learning object representations from self-supervised grasping. In *CoRL*, 2018.
- [Japkowicz and Stephen, 2002] Nathalie Japkowicz and Shaju Stephen. The class imbalance problem: A systematic study. *Intelligent data analysis*, 6(5):429–449, 2002.
- [Jing and Tian, 2019] Longlong Jing and Yingli Tian. Self-supervised visual feature learning with deep neural networks: A survey. *arXiv preprint arXiv:1902.06162*, 2019.
- [Kingma and Ba, 2014] Diederik P Kingma and Jimmy Ba. Adam: A method for stochastic optimization. *arXiv preprint arXiv:1412.6980*, 2014.
- [Kipf and Welling, 2016] Thomas N Kipf and Max Welling. Semi-supervised classification with graph convolutional networks. *arXiv preprint arXiv:1609.02907*, 2016.
- [Li *et al.*, 2015] Jundong Li, Xia Hu, Jiliang Tang, and Huan Liu. Unsupervised streaming feature selection in social media. In *CIKM*, 2015.
- [Li *et al.*, 2018a] Qimai Li, Zhichao Han, and Xiao-Ming Wu. Deeper insights into graph convolutional networks for semi-supervised learning. In *AAAI*, 2018.
- [Li *et al.*, 2018b] Ruoyu Li, Sheng Wang, Feiyun Zhu, and Junzhou Huang. Adaptive graph convolutional neural networks. In *AAAI*, 2018.
- [Maaten and Hinton, 2008] Laurens van der Maaten and Geoffrey Hinton. Visualizing data using t-sne. *Journal of machine learning research*, 9(Nov):2579–2605, 2008.
- [Mikolov *et al.*, 2013] Tomas Mikolov, Ilya Sutskever, Kai Chen, Greg S Corrado, and Jeff Dean. Distributed representations of words and phrases and their compositionality. In *NeurIPS*, 2013.
- [Newman, 2018] Mark Newman. *Networks*. Oxford university press, 2018.
- [Perozzi *et al.*, 2014] Bryan Perozzi, Rami Al-Rfou, and Steven Skiena. Deepwalk: Online learning of social representations. In *KDD*, 2014.
- [Qiu *et al.*, 2018] Jiezhong Qiu, Yuxiao Dong, Hao Ma, Jian Li, Kuansan Wang, and Jie Tang. Network embedding as matrix factorization: Unifying deepwalk, line, pte, and node2vec. In *WSDM*, 2018.
- [Qu *et al.*, 2019] Meng Qu, Yoshua Bengio, and Jian Tang. Gmn: Graph markov neural networks. In *ICML*, 2019.
- [Sun *et al.*, 2019] Ke Sun, Zhanxing Zhu, and Zhouchen Lin. Multi-stage self-supervised learning for graph convolutional networks. *arXiv preprint arXiv:1902.11038*, 2019.
- [Veličković *et al.*, 2017] Petar Veličković, Guillem Cucurull, Arantxa Casanova, Adriana Romero, Pietro Lio, and Yoshua Bengio. Graph attention networks. *arXiv preprint arXiv:1710.10903*, 2017.
- [Veličković *et al.*, 2019] Petar Veličković, William Fedus, William L. Hamilton, Pietro Liò, Yoshua Bengio, and R Devon Hjelm. Deep graph infomax. In *ICLR*, 2019.
- [Wu *et al.*, 2019] Jiawei Wu, Xin Wang, and William Yang Wang. Self-supervised dialogue learning. *arXiv preprint arXiv:1907.00448*, 2019.
- [Xu *et al.*, 2019] Bingbing Xu, Huawei Shen, Qi Cao, Yunqi Qiu, and Xueqi Cheng. Graph wavelet neural network. In *ICLR*, 2019.
- [Ye *et al.*, 2018] Fanghua Ye, Chuan Chen, and Zibin Zheng. Deep autoencoder-like nonnegative matrix factorization for community detection. In *CIKM*, 2018.
- [Zhang *et al.*, 2018] Jiani Zhang, Xingjian Shi, Junyuan Xie, Hao Ma, Irwin King, and Dit-Yan Yeung. Gaan: Gated attention networks for learning on large and spatiotemporal graphs. In *UAI*, 2018.
- [Zhang *et al.*, 2019] Xiaotong Zhang, Han Liu, Qimai Li, and Xiao-Ming Wu. Attributed graph clustering via adaptive graph convolution. In *IJCAI*, 2019.
- [Zitnik and Leskovec, 2017] Marinka Zitnik and Jure Leskovec. Predicting multicellular function through multi-layer tissue networks. *Bioinformatics*, 33(14):i190–i198, 2017.