

Optical and magnetic excitations in the underscreened quasi-quartet Kondo lattice

Alireza Akbari^{1,2,3*} and Peter Thalmeier²

¹Max Planck POSTECH Center for Complex Phase Materials, POSTECH, Pohang 790-784, Korea

²Max Planck Institute for the Chemical Physics of Solids, D-01187 Dresden, Germany and

³Department of Physics, POSTECH, Pohang, Gyeongbuk 790-784, Korea

(Dated: February 19, 2024)

The underscreened Kondo lattice consisting of a single twofold degenerate conduction band and a CEF split 4f- electron quasi-quartet has non-conventional quasiparticle dispersions obtained from the constrained mean-field theory. An additional genuinely heavy band is found in the main hybridization band gap of the upper and lower hybridized bands whose heavy effective mass is controlled by the CEF splitting. Its presence should profoundly influence the dynamical optical and magnetic response functions. In the former the onset of the optical conductivity is not the main hybridisation energy but the much lower Kondo energy scale which appears in the direct transitions to the additional heavy band. The dynamical magnetic response is also strongly modified by the in-gap heavy band which can lead to unconventional resonant excitations that may be interpreted as coherent CEF-Kondo lattice magnetic exciton bands. Their instability at low temperature signifies the onset of induced excitonic magnetism in the underscreened Kondo lattice.

I. INTRODUCTION

Fundamental electronic properties of correlated f-electron compounds can be qualitatively understood within the Anderson lattice or Kondo-lattice (KL) models [1–5]. In the strongly correlated limit (forbidden double occupancies) with large f-electron repulsion $U_{ff} \rightarrow \infty$ the slave-boson mean-field treatment with correlations simulated by a charge constraint on fermion and boson fields provides the most direct access to a description of renormalized quasiparticle bands. The combined effect of conduction (s-) and f- electron hybridization as well as the f-electron correlation leads to two fundamental properties. Firstly the bands appear in (degenerate) pairs with a hybridization gap existing between them for general \mathbf{k} - points in the Brillouin zone (BZ). The size of the (indirect) effective gap is reduced to the order of the single ion Kondo temperature T^* . Secondly, due to this small energy scale in the range of a few meV the quasiparticle bands close to the gap are very flat corresponding to large enhancement of the effective quasiparticle mass.

The latter explains the thermodynamic and also transport properties of heavy fermion metals at low temperatures. In these materials, mostly Ce-intermetallics like, e.g. CeAl₂, CeB₆, CeCoIn₅ and many others the chemical potential is located in the flat part of the lower quasiparticle band. Due to residual quasiparticle interaction heavy fermion metals are prone to instabilities resulting, as in the above compounds, in exotic low temperature magnetic, multipolar [6, 7] and superconducting phase transitions [8]. In rare cases like the much discussed SmB₆ or YbB₁₂ borides [9] the chemical potential resides inside the hybridization gap leading to a Kondo insulator or semiconductor state (in the former due to the mixed valence [10] of $\approx 2.5+$, it should be better termed mixed valence or hybridization gap insulator). Likewise the low energy charge and spin response as represented by optical conductivity and inelastic neutron scattering (INS) can be qualitatively understood within the mean field slave boson approach

of the Kondo lattices [11–14] and also dynamical mean field technique [15]. In particular the appearance of a collective spin exciton resonance observed in many f-electron materials (possibly superconducting or with hidden order) inside the hybridization gaps or those opened by symmetry breaking may be interpreted within this approach [16–19].

Generally for these purposes the simplified SU(N) Kondo lattice model is employed. It assumes that the degeneracy N of localized (4f- or 5f-) states is the same as that of conduction electron states. Without crystalline electric field (CEF) effect the former is $(2J + 1)$ and this may be quite large (J is the f-electron total angular momentum). In practice the CEF splitting reduces the f-electron degeneracy to N=2, 4 (the latter only in cubic environment). However, if the splitting of CEF ground and first excited states is moderate both are involved in the Kondo screening leading to the heavy quasiparticle bands, thus possibly invoking a larger quasi-degeneracy. This poses a problem for the straightforward application of the SU(N) KL model. For general wave vector in the Brillouin zone conduction electron states are at most twofold Kramers degenerate when time reversal symmetry holds and their spin orbit coupling is neglected. Higher degeneracy can only appear at symmetry positions. Therefore for $N > 2$ the genuine KL model is rather artificial since degeneracies of f- and conduction states no longer matches. This problem can be treated for the impurity model [3, 20] but in the lattice it is rather difficult to analyze properly.

Physically in most cases it is more reasonable to assume an ‘underscreened’ model with higher f-electron than conduction electron degeneracy, where the former may actually be of pseudo-type, i.e. with a small CEF splitting of the same order as the Kondo temperature. Such a model has recently been investigated in detail in view of its quasiparticle spectrum and how the latter deviates from the canonical two N-fold degenerate hybridized bands of the genuine SU(N) KL model (see Ref.21 and earlier work in Refs. 22–24). Specifically a quasi-quartet KL model for f-states was studied which is e.g. relevant for the (reduced) $\Gamma_6 - \Gamma_7$ CEF- level scheme in YbRu₂Ge₂ and similar tetragonal compounds [25–27], hybridizing with a simple twofold degenerate conduction

* akbari@postech.ac.kr

band. As an important result it was obtained that in the underscreened case an additional heavy quasiparticle band appears within the main hybridization gap whose dispersion is controlled by the interplay of CEF splitting and Kondo screening. This gives the model a much richer low energy band structure than the common SU(N) model with several more discernible hybridization gaps. It would be highly desirable to probe this unconventional KL quasiparticle spectrum with inelastic low energy probes such as optical conductivity, inelastic neutron scattering (INS) and STM-techniques, since ARPES does not have the resolution to probe such subtle features in heavy bands. Actually STM-QPI technique has given indications in two heavy fermion metals that the hybridized band structures are more complex than suggested by the common SU(N) KL model with upper and lower hybridized branches [28–30].

It is the main purpose of the present work to study in detail inelastic low energy response of the underscreened quasi-quartet KL model based on the results of the previous work [21] to predict the signatures of the additional heavy band of this model in optical conductivity $\sigma(\omega)$ and inelastic neutron scattering $S(\mathbf{q}, \omega)$. We show that their signatures appear as additional shoulders and peaks in the frequency dependencies of these experimental quantities and for INS have a distinctly dispersive behaviour. We argue that our results on optical conductivity suggest a simple explanation for unconventional behaviour of this quantity found in the Kondo insulator YbB₁₂ [31]. Furthermore we discuss the possibility of a hybrid CEF-Kondo magnetic exciton mode in the dynamical magnetic response in the heavy bands of the underscreened KL model. We also give a qualitative discussion for the appearance of induced excitonic magnetism due to dominating non-diagonal exchange in the quasi-quartet and how the corresponding instability criterion is influenced by the Kondo screening for CEF split f-electrons.

II. QUASIQUARTET KL MODEL

The quasi-quartet model is illustrated in the inset of Fig. 1 showing the two CEF-split Kramers doublets ($\tau = 1, 2$) which interact with the conduction electrons that are scattered both elastically ($\tau \leftrightarrow \tau$) and inelastically ($1 \leftrightarrow 2$). The basic Hamiltonian of the lattice of quasi-quartets interacting with the single (doubly Kramers degenerate) conduction band is then

$$\mathcal{H}_K = \mathcal{H}_{\text{CEF}} + \sum_{\mathbf{k}\sigma} \epsilon_{\mathbf{k}} c_{\mathbf{k}\sigma}^\dagger c_{\mathbf{k}\sigma} + (g_J - 1) I_{ex} \sum_i \mathbf{s}_i \cdot \mathbf{J}_i, \quad (1)$$

where $\epsilon_{\mathbf{k}} = -(D_c/2)(\cos k_x + \cos k_y)$ is the conduction band dispersion with band width $2D_c$, g_J the f-electron g-factor corresponding to the CEF split total f-electron angular momentum (\mathbf{J}) multiplet and I_{ex} the exchange coupling strength. This Kondo lattice model is of the underscreened type because there are only $N = 2$ conduction states that interact with $2N = 4$ localized quasi-quartet f-states. The heavy quasiparticle spectrum of this model was studied in detail in Ref. 21 using a fermionic representation of \mathcal{H}_K and treating it within a constrained mean field theory. Using the spinors

$\Psi_{\mathbf{k}\sigma}^\dagger = (c_{\mathbf{k}\sigma}^\dagger, f_{1\mathbf{k}\sigma}^\dagger, f_{2\mathbf{k}\sigma}^\dagger)$ where $c_{\mathbf{k}\sigma}^\dagger$ and $f_{\tau\mathbf{k}\sigma}^\dagger$ create conduction and f-electrons this leads to a bilinear fermionic mean field Hamiltonian

$$\tilde{\mathcal{H}}_{mf}^\lambda = \sum_{\mathbf{k}m} \Psi_{\mathbf{k}m}^\dagger \hat{h}_{\mathbf{k}} \Psi_{\mathbf{k}m}; \quad \hat{h}_{\mathbf{k}} = \begin{pmatrix} \epsilon_{\mathbf{k}} & \bar{V}_1 & \bar{V}_2 \\ \bar{V}_1 & \epsilon_{01}^\lambda & 0 \\ \bar{V}_2 & 0 & \epsilon_{02}^\lambda \end{pmatrix}. \quad (2)$$

Here λ is the effective f-level and \bar{V}_τ its effective hybridization with conduction electrons in the fermionic representation. These quantities are determined by f- occupation constraint $n_f = 1$, conduction electron number n_c and a selfconsistency relation [21]. We define $\Delta = \frac{1}{2}\Delta_0$ so that the CEF split effective f-level energies are $\epsilon_{01}^\lambda = \lambda - \Delta$; $\epsilon_{02}^\lambda = \lambda + \Delta$. Furthermore $\epsilon_{\mathbf{k}}^\lambda = \epsilon_{\mathbf{k}} - \lambda$ will be used. The diagonalization of the mean field Hamiltonian leads to three quasiparticle bands

$$\begin{aligned} E_{1\mathbf{k}} &= \lambda + \frac{1}{3}\epsilon_{\mathbf{k}}^\lambda + 2\sqrt[3]{r_{\mathbf{k}}} \cos\left(\frac{\phi_{\mathbf{k}}}{3}\right), \\ E_{2\mathbf{k}} &= \lambda + \frac{1}{3}\epsilon_{\mathbf{k}}^\lambda + 2\sqrt[3]{r_{\mathbf{k}}} \cos\left(\frac{\phi_{\mathbf{k}}}{3} + \frac{2\pi}{3}\right), \\ E_{3\mathbf{k}} &= \lambda + \frac{1}{3}\epsilon_{\mathbf{k}}^\lambda + 2\sqrt[3]{r_{\mathbf{k}}} \cos\left(\frac{\phi_{\mathbf{k}}}{3} + \frac{4\pi}{3}\right). \end{aligned} \quad (3)$$

where we used the auxiliary quantities

$$\begin{aligned} r_{\mathbf{k}} &= \left(\frac{1}{3}[(\Delta^2 + \bar{V}^2) + \frac{1}{3}\epsilon_{\mathbf{k}}^{\lambda 2}]\right)^{\frac{3}{2}}, \\ \cos \phi_{\mathbf{k}} &= \frac{1}{2r_{\mathbf{k}}} \left[\frac{1}{3}\epsilon_{\mathbf{k}}^\lambda \left[\frac{2}{9}\epsilon_{\mathbf{k}}^{\lambda 2} + (\Delta^2 + \bar{V}^2)\right] - \Delta(\epsilon_{\mathbf{k}}^\lambda \Delta + \delta_s)\right], \end{aligned} \quad (4)$$

with the definition $\bar{V}^2 = \bar{V}_1^2 + \bar{V}_2^2$ and $\delta_s = \bar{V}_1^2 - \bar{V}_2^2$. The essential problem is the selfconsistent determination of the effective f-level position λ with respect of Fermi energy μ and the effective hybridization \bar{V}_τ of CEF split f-states [21]. An example for the structure of quasiparticle bands in the symmetric case $\bar{V}_1 = \bar{V}_2$ is shown in Fig. 1. There are two hybridized bands $E_{1,2\mathbf{k}}$ of partly conduction and f- electron character that changes when crossing the Brillouin zone (BZ). They have alternating flat portions corresponding to heavy effective mass. On the other hand the central overall flat band $E_{3\mathbf{k}}$ has mostly f- electron character with only small c-electron admixture that causes the small band width given by

$$W_3 = (T^{*2} + \Delta_0^2)^{\frac{1}{2}} - T^*, \quad (5)$$

which is nonzero only for finite CEF splitting Δ_0 . Here, in the symmetric case

$$T^*(\Delta) = \frac{\bar{V}^2}{D_c} \simeq (\lambda - \mu) - \Delta \quad (6)$$

is the low energy (Kondo) scale for the heavy bands that determines their mass and hybridization gaps. It is obtained from solving the selfconsistency equation for $\lambda - \mu$. The former are given by $\frac{m_{1,2}^*}{m_b} = \frac{D_c}{T^*}$ in the heavy mass part of the BZ and $\frac{m_3^*}{m_b} = \frac{T^* D_c}{\Delta^2}$ throughout the BZ so that $\frac{m_3^*}{m_{1,2}^*} = \left(\frac{T^*}{\Delta}\right)^2$ (for $\Delta \rightarrow 0$ the central $E_{3\mathbf{k}}$ band becomes flat and m_3^* diverges). Here $m_b = \frac{\hbar^2 k_F}{D_c}$ is the unrenormalized conduction

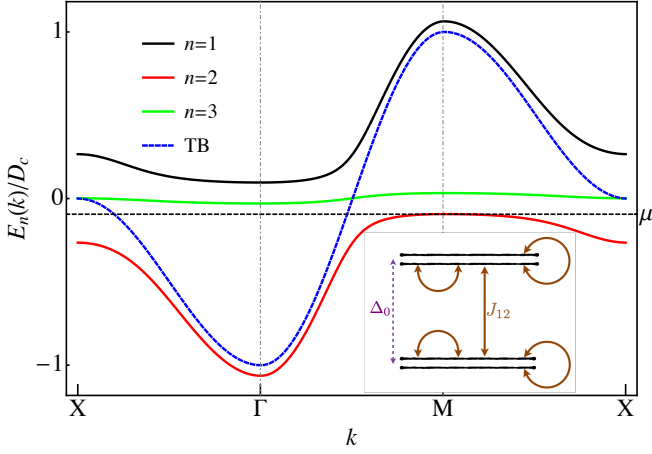


FIG. 1. Quasiparticle dispersion unfolded in the 2D BZ with $\Gamma(0, 0)$, $X(\pi, 0)$ and $M(\pi, \pi)$. The lower right inset shows the quasiparticle model (orbital index $\tau = 1, 2$ denotes ground and excited Kramers doublets respectively). Its effective Kondo couplings to conduction electrons are given by $J_1^\perp = c_{11}J_0$; $J_2^\perp = c_{22}J_0$; $J_{12} = \frac{1}{\sqrt{2}}c_{12}J_0$ and $J_1^z = c_{11}^zJ_0$; $J_2^z = c_{22}^zJ_0$; $J_{12}^z = 0$ where $J_0 = (g_J - 1)I_{ex}$ is the bare Kondo exchange in Eq. (1). Here $\mu = -0.094$.

band mass. Furthermore the main *indirect* hybridization gap is given by $\Delta_{h1}^{in} = E_{10} - E_{2Q} \simeq T^* + (T^{*2} + \Delta_0^2)^{\frac{1}{2}}$. The whole heavy E_{3k} band lies within this gap. There are additional indirect and direct hybridization gaps to be identified as discussed in detail in Ref. 21. These features are nicely illustrated by the example of heavy band structure in Fig. 1(b) for the (particle-hole) symmetric case. We emphasize that these bands should not be considered like ordinary non-interacting bands that can be rigidly filled up the chemical potential μ with an arbitrary position. This is not true due to the constraint $n_f = 1$ enforced by the strong on-site correlations ($U_{ff} \rightarrow \infty$). Therefore when the chemical potential changes the effective level λ and hence the hybridization gap structure in Fig. 1 is tied and moving along with the chemical potential. This means the chemical potential always has to be in close vicinity to the hybridization gap structure in the DOS [21].

III. OPTICAL CONDUCTIVITY

The optical conductivity (real part) is the response function associated with the ($\mathbf{q} = 0$) conduction electron current

$$\mathbf{j} = e \sum_{\mathbf{k}\sigma} \nabla_{\mathbf{k}} \epsilon_{\mathbf{k}} c_{\mathbf{k}\sigma}^\dagger c_{\mathbf{k}\sigma}. \quad (7)$$

Then the conductivity ($\mathbf{j} \parallel \hat{\mathbf{x}}$) is obtained as [3, 32]

$$\sigma(\omega) = \frac{1}{\omega} \text{Im} \left[\Pi(i\nu_l) \right]_{i\nu_l = \omega + i0^+}, \quad (8)$$

with

$$\Pi(i\nu_l) = -T \sum_{\mathbf{k}, i\omega_n} (v_{\mathbf{k}}^x)^2 G_c(\mathbf{k}, i\omega_n) G_c(\mathbf{k}, i\omega_n + i\nu_l),$$

where $v_{\mathbf{k}}^x = \nabla_{k_x} \epsilon_{\mathbf{k}}$ is the group velocity. Using the spectral representation

$$G_c(\mathbf{k}, i\omega_n) = \int_{-\infty}^{\infty} d\omega \frac{\rho_c(\mathbf{k}, \omega)}{i\omega_n - \omega}, \quad (9)$$

where $\rho_c(\mathbf{k}, \omega)$ is the renormalized conduction electron spectral function given by

$$\rho_c(\mathbf{k}, \omega) = \delta(\omega - \Sigma_c(\omega) - \epsilon_{\mathbf{k}}); \quad \Sigma_c(i\omega_n) = \Sigma_\tau \frac{\bar{V}_\tau^2}{i\omega_n - \epsilon_{0\tau}^\lambda}, \quad (10)$$

Here $\Sigma_c(i\omega_n)$ denotes the conduction electron self energy due to hybridization with the two f-orbitals ($\tau = 1, 2$). Its evaluation leads to a sum of delta functions at the quasiparticle energies ($\beta = 1 - 3$) weighted by c-electron residua:

$$\rho_c(\mathbf{k}, \omega) = \sum_{\beta} \tilde{Z}_{\beta\mathbf{k}} \delta(\omega - E_{\beta\mathbf{k}}); \quad (11)$$

$$\tilde{Z}_{\beta\mathbf{k}} = \frac{|E_{\beta\mathbf{k}} - \epsilon_{01}^\lambda| |E_{\beta\mathbf{k}} - \epsilon_{02}^\lambda|}{\prod_{\alpha \neq \beta} |E_{\beta\mathbf{k}} - E_{\alpha\mathbf{k}}|},$$

The explicit forms of the $\tilde{Z}_{\beta\mathbf{k}}$ is given in Appendix A. Inserting Eq. (9) into Eq. (8) and averaging out the velocity we obtain

$$\Pi(i\nu_l) = \frac{\omega_{pl}^2}{4\pi} \sum_{\mathbf{k}} \int d\omega' d\omega'' \rho_c(\mathbf{k}, \omega') \rho_c(\mathbf{k}, \omega'') \frac{f(\omega') - f(\omega'')}{i\nu_l + \omega'' - \omega'}, \quad (12)$$

where $\omega_{pl}^2 = 4\pi n_c e^2 / m_b$ is the plasma frequency with n_c and m_b the conduction electron density and effective band mass, respectively. As for the magnetic susceptibilities (Sec. IV) we may evaluate this expression using the explicit conduction electron spectral function given above. Then, using Eqs. (8, 12) and the residual weights given in Eq. (A3) we finally obtain for the optical conductivity

$$\sigma(\omega) = \frac{\omega_{pl}^2}{4\omega} \sum_{\beta\tilde{\beta}} \sum_{\mathbf{k}} \left[\tilde{Z}_{\beta\mathbf{k}} \tilde{Z}_{\tilde{\beta}\mathbf{k}} \left(f(E_{\tilde{\beta}\mathbf{k}}) - f(E_{\beta\mathbf{k}}) \right) \delta(\omega - (E_{\beta\mathbf{k}} - E_{\tilde{\beta}\mathbf{k}})) \right], \quad (13)$$

Because the chemical potential is closely located below the upper edge of the lowest band due to the constraint $n_f = 1$ [21] there will be a Drude term from the corresponding intra-band transitions. In the limit $T \rightarrow 0$ $f(E_{\tilde{\beta}\mathbf{k}}) = \Theta_H(E_{\tilde{\beta}\mathbf{k}})$ the inter-band contributions ($\beta \neq \tilde{\beta}$) in Eq. (13) contain only pairs $(\beta\tilde{\beta}) = (2, 3)$, and $(2, 1)$ since only band $\beta = 2$ is occupied and $\tilde{\beta} = 3, 1$ are empty. Thus the optical conductivity will have several threshold frequencies given by the various hybridization gaps in Fig. 1, all of them corresponding to *direct* transitions ($\mathbf{q}=0$). Because the quasiparticle ($E_{\beta\mathbf{k}}$) and residual ($\tilde{Z}_{\beta\mathbf{k}}$) \mathbf{k} -dependencies in Eqs. (3, 11) stem entirely from the conduction electron dispersion we may convert the

k-summation in Eq. (13) into an integral over the bare conduction electron DOS according to

$$\sigma(\omega) = \frac{\omega_{pl}^2}{4\omega} \sum_{\beta\tilde{\beta}=23,21} \int_{-D_c}^{D_c} d\epsilon \left[\rho_c^0(\epsilon) \tilde{Z}_\beta(\epsilon) \tilde{Z}_{\tilde{\beta}}(\epsilon) \delta(\omega - [E_\beta(\epsilon) - E_{\tilde{\beta}}(\epsilon)]) \right]. \quad (14)$$

As models the square and tight-binding DOS have been used before [21] corresponding to a band width $2D_c$. In the former case the DOS may be taken outside the integral as the constant $\rho_c^0 = 1/2D_c$.

For the numerical calculations we use directly the general expression Eq. (13). The results for $\sigma(\omega)$ are presented in Fig. 2. There is a small Drude peak from the lowest band whose width is determined by the small imaginary part ($\gamma = 0.001D_c$) used in the integration. Most importantly *two* inelastic peaks in the frequency dependence are visible, corresponding to the *two direct* ($\mathbf{q} = 0$) hybridization gaps identified in the quasiparticle spectrum [21] and visible in Fig. 1. In the terminology of Ref. 21 the lower one starting at $\omega_{l1} \sim 0.17D_c$ corresponds to $\Delta_{h3}^d = E_{3\mathbf{Q}} - E_{2\mathbf{Q}} = D_c[(\bar{V}^2/D_c^2) + \Delta_0^2]^{1/2} = (T^{*2} + \Delta_0^2)^{1/2} \equiv E_{10} - E_{30} = \Delta_{h2}^d$, while the upper one at $\omega_u \sim 0.5D_c$ stems from $\Delta_{h1}^d = E_{1\mathbf{Q}'} - E_{2\mathbf{Q}'} = 2(\bar{V}^2 + \Delta^2)^{1/2}$. The former is determined by the low energy Kondo and CEF-splitting energy scales $T^* = \bar{V}^2/D_c$ and Δ , respectively while the upper one by the larger effective hybridisation scale $2\bar{V}$ since $\Delta \ll \bar{V}$. The lower peak is much less pronounced because it is associated with optical transitions from the occupied to the central heavy band whose Bloch functions have only small c-electron content [21]. The presence of two energy scales and peaks in the optical conductivity due to the possibility of two direct transition is a decisive difference to the conventional Kondo lattice model which exhibits only the ‘high’ energy scale of $\Delta_{h1}^d \simeq 2\bar{V}$ in $\sigma(\omega)$. The Kondo scale T^* is not associated with any direct feature in $\sigma(\omega)$ because in the fully screened SU(N) KL it only appears for the *indirect* transitions with BZ-boundary momentum transfer \mathbf{Q} . There is indeed some evidence that the two energy scales of the more realistic underscreened model may have been observed experimentally (Sec. VIII).

IV. BARE MAGNETIC SUSCEPTIBILITIES

For the calculation of the dynamic magnetic response we first need to calculate the bare physical magnetic susceptibilities coming from particle hole excitations in the heavy bands due to the dynamics of magnetic moments $g_J\mu_B\mathbf{J}$. These are combinations of the pseudospin susceptibilities. In terms of the pseudospin operators for the two Kramers doublets ($\tau, \tau' = 1, 2$) [26]

$$S_{\tau\tau'}^\alpha = \frac{1}{2} \sum_{\sigma\sigma'} f_{\tau\sigma}^\dagger \hat{\sigma}_{\sigma\sigma'}^\alpha f_{\tau'\sigma'}, \quad (15)$$

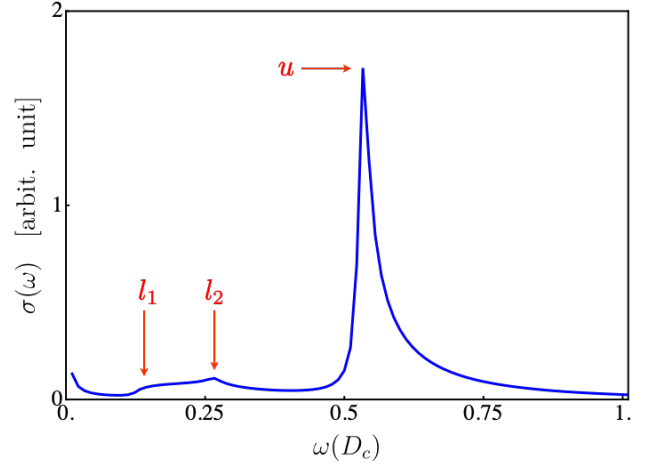


FIG. 2. Frequency dependence of the optical conductivity, $\sigma(\omega)$. It shows three features: i) A $\omega \approx 0$ Drude peak due to chemical potential $\mu \leq E_{2\mathbf{Q}}$ ($\mathbf{Q} = (\pi, \pi)$; M-point) close to upper edge of $E_{2\mathbf{K}}$. ii) A small low energy inelastic peak between $\omega_{l1} < \omega < \omega_{l2}$ due to direct transitions at M(l_1) (small hybridization gap Δ_{h3}^d) and X(l_2) between $n = 2, 3$ bands. iii) a large high energy inelastic peak at ω_u due to direct transition at X and center of Γ M corresponding to large hybridization gap $\Delta_{h1}^d = 2(\bar{V}^2 + \Delta^2)^{1/2}$ between $n = 2, 1$ bands.

the total angular momentum operators, constricted to the quasiquartet CEF system may be written as

$$J^z = c_{11}^z S_{11}^z + c_{22}^z S_{22}^z, \quad (16)$$

$$J^\pm = c_{11}^\pm S_{11}^\pm + c_{22}^\pm S_{22}^\pm + c_{12} \frac{1}{\sqrt{2}} (S_{12}^\pm + S_{21}^\pm).$$

Here the coefficients $c_{\tau\tau'}^z$ and $c_{\tau\tau'}$ are determined by the parameters of the CEF potential or their eigenstates [21, 26] (see Appendix B and Table I for more details).

The in-plane ($\mu = x, y$ or \perp) and out of plane ($\mu = z$ or \parallel) susceptibilities of the physical moment operators $\boldsymbol{\mu} = g_J\mu_B\mathbf{J}$ are related to their reduced expressions according to

$$\chi^\mu(\mathbf{q}, i\nu_l) = g_J^2 \mu_B^2 \hat{\chi}^\mu(\mathbf{q}, i\nu_l). \quad (17)$$

Here $\mu = x, y(\perp)$ cartesian components are equivalent due to tetragonal symmetry. Using Eq. (16) the two independent components ($\mu = \perp, z$) of the reduced susceptibility $\hat{\chi}^l(\mathbf{q}, i\nu_l)$ may then be expressed by the pseudospin susceptibilities according to

$$\hat{\chi}^\parallel(\mathbf{q}, i\nu_l) = \sum_\tau (c_{\tau\tau}^z)^2 \hat{\chi}_{\tau\tau}(\mathbf{q}, i\nu_l);$$

$$\hat{\chi}^\perp(\mathbf{q}, i\nu_l) = \sum_\tau \left[(c_{\tau\tau})^2 \hat{\chi}_{\tau\tau}(\mathbf{q}, i\nu_l) + \frac{1}{2} (c_{12})^2 [\hat{\chi}_{\tau\tau}^a(\mathbf{q}, i\nu_l) + \hat{\chi}^b(\mathbf{q}, i\nu_l)] \right]. \quad (18)$$

The second term in the last equation $\sim c_{12}^2$ is the inter-orbital or vanVleck contribution due to nondiagonal matrix elements between the two CEF doublets (inset in Fig. 1). In the bubble approximation [3] the bare pseudospin susceptibilities may

then be expressed via the Green's functions of fermionic variables in the pseudospin representation of Eq. (15) according to

$$\begin{aligned}\hat{\chi}_{\tau\tau}(\mathbf{q}, i\nu_l) &= -\frac{1}{2}T \sum_{\mathbf{k}, i\omega_n} G_{f\tau}(\mathbf{q}', i\omega_n + i\nu_l) G_{f\tau}(\mathbf{k}, i\omega_n); \\ \hat{\chi}_{\tau\bar{\tau}}^a(\mathbf{q}, i\nu_l) &= -\frac{1}{2}T \sum_{\mathbf{k}, i\omega_n} G_{f\tau}(\mathbf{q}', i\omega_n + i\nu_l) G_{f\bar{\tau}}(\mathbf{k}, i\omega_n); \\ \hat{\chi}^b(\mathbf{q}, i\nu_l) &= -\frac{1}{2}T \sum_{\mathbf{k}, i\omega_n} B(\mathbf{q}', i\omega_n + i\nu_l) B(\mathbf{k}, i\omega_n),\end{aligned}\quad (19)$$

where $\mathbf{q}' = \mathbf{k} + \mathbf{q}$. For further evaluation we use the spectral representation of Green's functions according to

$$\begin{aligned}G_{f\tau}(\mathbf{k}, i\omega_n) &= \int_{-\infty}^{\infty} d\omega \frac{\rho_{f\tau}(\mathbf{k}, \omega)}{i\omega_n - \omega}; \\ B(\mathbf{k}, i\omega_n) &= \int_{-\infty}^{\infty} d\omega \frac{\rho_B(\mathbf{k}, \omega)}{i\omega_n - \omega},\end{aligned}\quad (20)$$

where the f-electron spectral densities are given by [21]

$$\begin{aligned}\rho_{f\tau}(\mathbf{k}, \omega) &= \frac{\bar{V}_\tau^2}{(\omega - \epsilon_{0\tau}^\lambda)^2} \rho_c(\mathbf{k}, \omega); \\ \rho_B(\mathbf{k}, i\omega_n) &= \frac{\bar{V}_1 \bar{V}_2}{(i\omega_n - \epsilon_{01}^\lambda)(i\omega_n - \epsilon_{02}^\lambda)} \rho_c(\mathbf{k}, \omega).\end{aligned}\quad (21)$$

Using Eq. (11) they are evaluated as

$$\begin{aligned}\rho_{f\tau}(\mathbf{k}, \omega) &= \sum_{\beta} \hat{Z}_{\beta\mathbf{k}}^\tau \delta(\omega - E_{\beta\mathbf{k}}); \\ \rho_B(\mathbf{k}, \omega) &= \sum_{\beta} \hat{Z}_{\beta\mathbf{k}}^B \delta(\omega - E_{\beta\mathbf{k}}).\end{aligned}\quad (22)$$

with the residual weights (see also Appendix A) given by

$$\begin{aligned}\hat{Z}_{\beta\mathbf{k}}^\tau &= \frac{\bar{V}_\tau^2 |E_{\beta\mathbf{k}} - \epsilon_{0\tau}^\lambda|}{\prod_{\alpha \neq \beta} |E_{\beta\mathbf{k}} - E_{\alpha\mathbf{k}}| |E_{\beta\mathbf{k}} - \epsilon_{0\tau}^\lambda|}; \\ \hat{Z}_{\beta\mathbf{k}}^B &= \frac{\bar{V}_1 \bar{V}_2 \sigma_{\beta\mathbf{k}}}{\prod_{\alpha \neq \beta} |E_{\beta\mathbf{k}} - E_{\alpha\mathbf{k}}|},\end{aligned}\quad (23)$$

and the definition of

$$\sigma_{\beta\mathbf{k}} = \text{sign}[(E_{\beta\mathbf{k}} - \epsilon_{01}^\lambda)(E_{\beta\mathbf{k}} - \epsilon_{02}^\lambda)] = \pm 1. \quad (24)$$

Inserting Eq. (20) into Eq. (19) and using the explicit form of spectral weights in Eqs. (21 and 10) and their residual form to carry out the frequency integrations we obtain:

$$\begin{aligned}\hat{\chi}_{\tau\tau}(\mathbf{q}, i\nu_l) &= \frac{1}{2} \sum_{\beta\bar{\beta}} \sum_{\mathbf{k}} \hat{Z}_{\beta\mathbf{q}'}^\tau \hat{Z}_{\bar{\beta}\mathbf{k}}^\tau \frac{f(E_{\beta\mathbf{q}'}) - f(E_{\bar{\beta}\mathbf{k}})}{i\nu_l + E_{\bar{\beta}\mathbf{k}} - E_{\beta\mathbf{q}'}}, \\ \hat{\chi}_{\tau\bar{\tau}}^a(\mathbf{q}, i\nu_l) &= \frac{1}{2} \sum_{\beta\bar{\beta}} \sum_{\mathbf{k}} \hat{Z}_{\beta\mathbf{q}'}^\tau \hat{Z}_{\bar{\beta}\mathbf{k}}^\tau \frac{f(E_{\beta\mathbf{q}'}) - f(E_{\bar{\beta}\mathbf{k}})}{i\nu_l + E_{\bar{\beta}\mathbf{k}} - E_{\beta\mathbf{q}'}}, \\ \hat{\chi}^b(\mathbf{q}, i\nu_l) &= \frac{1}{2} \sum_{\beta\bar{\beta}} \sum_{\mathbf{k}} \hat{Z}_{\beta\mathbf{q}'}^B \hat{Z}_{\bar{\beta}\mathbf{k}}^B \frac{f(E_{\beta\mathbf{q}'}) - f(E_{\bar{\beta}\mathbf{k}})}{i\nu_l + E_{\bar{\beta}\mathbf{k}} - E_{\beta\mathbf{q}'}},\end{aligned}\quad (25)$$

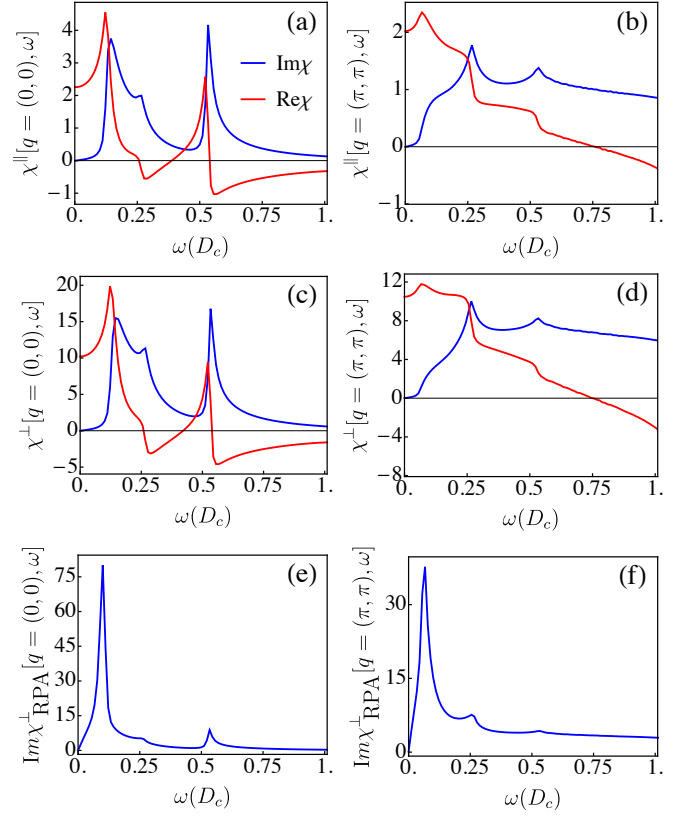


FIG. 3. (a-d) Frequency dependence of bare susceptibilities: (a,b) show the in plane (\parallel) and (c,d) the out of plane (\perp) magnetic response functions, at $\mathbf{q} = (0,0)$ and $\mathbf{q} = (\pi, \pi)$, respectively. Peak features at ω_l and ω_u for both $\mathbf{q} = 0, \mathbf{Q}$ stemming from large and small hybridization gaps in Fig. 1 can be discerned. (e,f) The frequency dependence of the perpendicular RPA susceptibilities, at $\mathbf{q} = (0,0)$ and $\mathbf{q} = (\pi, \pi)$ for exchange function parameters $J_0^{\parallel, \perp} = 1/11.25 = 0.09, \Gamma = 0.5$ [see Eq. (27)]. A collective exciton mode peak appears inside the lowest hybridization gap.

Here the \mathbf{k} - summation runs over the 2D BZ and the $\beta, \bar{\beta} = 1 - 3$ summation over the three quasiparticle bands of Eq. (3) comprising in principle three intra-band and three inter-band transitions. However due to the constraint [21] $n_f = 1$ the chemical potential lies in the lowest band $E_{2\mathbf{k}}$ and then only one intraband $2 \leftrightarrow 2$ and two interband transitions $2 \leftrightarrow 1, 3$ contribute to the susceptibilities.

The results for the bare susceptibilities for both moment directions and for BZ center and boundary wave vectors are shown in Fig. 3(a,b) for \parallel and Fig. 3(c,d) for \perp where we plotted both real and imaginary parts. For both moment directions the transitions across the two *direct* hybridisation gaps (Sec. III) show up clearly as sharp separate peaks in the spectrum (imaginary part, blue) associated with singular behaviour of the real part (red) at the zone center $\mathbf{q} = 0$. On the other hand for the zone boundary wave vector $\mathbf{Q} = (\pi, \pi)$ a larger manifold of *indirect* transitions is possible and the spectrum is more spread out in frequency, although certain individual indirect gap excitation energies are still discernible. This result

leads one to consider identification of the two-peak structure not only in optical conductivity but also in inelastic neutron scattering that probes the magnetic response functions, albeit of the interacting system considered in the next section.

V. DIPOLAR RPA DYNAMIC SUSCEPTIBILITY AND SPECTRUM

From the two-impurity Kondo models it is known that it induces two competing effects: The on-site screening of moments that tend to form a singlet ground state and creation of effective inter-site (RKKY)-type couplings that prefer to align the moments to a magnetic ground state. In the periodic lattice the constrained fermionic mean-field treatment of the underscreened Kondo lattice model successfully captures the ingredients of the heavy quasiparticle states that form close to the Fermi level. However this approximation only involves a homogeneous global (site-independent) hybridization field and therefore does not lead to any effective intersite couplings. The latter would appear if fluctuations of this field and their exchange between sites would be included as a next step [33], but this could only capture long range interactions. To simulate such competition effects more flexibly even on the basis of the mean field quasiparticle picture it is customary to extend the model by adding an extra inter-site exchange term explicitly to Eq. (1) which may be thought to have been created by having already eliminated additional higher lying conduction band states by a Schrieffer-Wolff transformation. This procedure has been formally carried out before in the case of the fully screened conventional KL model [11]. However the result has a rather singular behaviour in \mathbf{k} -space and therefore one has to resort to a phenomenological form of inter-site exchange. This leads to an extended Kondo-Heisenberg model [34, 35] described now by

$$\mathcal{H}_{KH} = \mathcal{H}_{CEF} + \sum_{\mathbf{k}\sigma} \epsilon_{\mathbf{k}} c_{\mathbf{k}\sigma}^\dagger c_{\mathbf{k}\sigma} + (g_J - 1) I_{ex} \sum_i \mathbf{s}_i \cdot \mathbf{J}_i + \sum_{\langle ij \rangle} \mathbf{J}_i \overset{\leftrightarrow}{I}_{ij} \mathbf{J}_j, \quad (26)$$

where $\overset{\leftrightarrow}{I}$ is a cartesian uniaxial inter-site exchange tensor (counted per n.n. bond $\langle ij \rangle$) with only diagonal components $I_{ij}^{x,y} \equiv I_{ij}^\perp$ and I_{ij}^z . Note that for consistency we use the same sign convention for both on-site Kondo and inter-site exchange, i.e. negative for FM and positive for AF coupling. For reasons mentioned before we use a phenomenological Lorentzian model for the inter-site exchange of the form

$$I_\mu(\mathbf{q}) = \frac{\Gamma^2}{\Gamma^2 + (\mathbf{q} - \mathbf{q}_0)^2} |I_0^\mu|, \quad (27)$$

where $\mathbf{q}_0 = (0, 0)$ is a zone center (FM, $I_0^\mu < 0$) or zone boundary (AF, $I_0^\mu > 0$) $\mathbf{q}_0 = (\pi, \pi) \equiv \mathbf{Q}$ wave vector, respectively and adjustable parameters I_0^μ , Γ characterize height and sharpness of the maximum in $I(\mathbf{q})$ around \mathbf{q}_0 , respectively.

In RPA approximation the collective dynamical susceptibility components ($\mu = \perp, z$) due to the last term in the above

equation are then represented by

$$\hat{\chi}_{RPA}^\mu(\mathbf{q}, i\nu_l) = \left[1 - I_\mu(\mathbf{q}) \hat{\chi}^\mu(\mathbf{q}, i\nu_l) \right]^{-1} \hat{\chi}^\mu(\mathbf{q}, i\nu_l), \quad (28)$$

where the bare magnetic susceptibilities $\hat{\chi}^\mu(\mathbf{q}, i\nu_l)$ of heavy quasiparticle bands have been evaluated in the previous section (Eq. (18)). The magnetic excitation spectrum of the underscreened KL as accessible by INS is then finally obtained as being proportional to the dynamical structure function ($i\nu_l \rightarrow \omega + i0^+$)

$$S(\mathbf{q}, \omega) = \frac{1}{\pi} \frac{1}{1 - e^{-\beta\omega}} \sum_\mu (1 - \hat{q}_\mu^2) \text{Im} \left[\hat{\chi}_{RPA}^\mu(\mathbf{q}, \omega) \right], \quad (29)$$

where $\hat{q}_\mu = q_\mu/|\mathbf{q}|$ is normalized momentum transfer component.

VI. MIXED CEF-KONDO SPIN EXCITONS AND THEIR TEMPERATURE DEPENDENCE FROM RPA RESPONSE

We first discuss the behaviour of bare magnetic response functions in Eq. (18) which is shown in Fig. 3 for \parallel (a,b) and \perp directions (c,d), respectively and for zone center $\mathbf{q} = (0, 0)$ and zone boundary $\mathbf{q} = (\pi, \pi)$ wave vectors. As in the case of optical conductivity ($\mathbf{q} = 0$) one can clearly identify the two peak structure originating now from the *magnetic* transitions between lower band ($n = 2$) and central ($n = 3$) as well as upper ($n = 1$) bands (Fig. 1). They are now of comparable intensity because the central band has mainly f-electron content leading to large magnetic matrix elements. The peaks are sharper for the \parallel direction whereas the spectrum (imaginary part) is more spread out for the \perp direction. Whether they appear directly in the RPA spectrum and INS structure function $S(\mathbf{q}, \omega)$ depends strongly on the type and strength of quasiparticle interactions described phenomenologically in Eq. (27). For small $|I_0^\mu|$ the bare spectrum is hardly changed. However it is clear from Eq. (31) that for sufficiently large interaction when

$$\frac{1}{I_\mu(\mathbf{q})} = \text{Re} \left[\hat{\chi}^\mu(\mathbf{q}, \omega_r) \right] \quad (30)$$

is first fulfilled for a frequency ω_r a collective magnetic resonance mode appears inside the hybridisation gaps ($\omega_r < \Delta_{h1}^d, \Delta_{h3}^d$) [Fig. 3(e,f)] that absorbs almost all the intensity while only small features are left at the bare peak positions which are prominent in Fig. 3(a-d). Note that here the resonance is most pronounced at $\mathbf{q} = 0$ connected with the direct magnetic transitions. In the conventional KL model with a single hybridization gap the bare susceptibility exhibits singular behaviour as function of frequency around the *indirect* gap threshold and the spin exciton resonance mode evolves at the zone boundary and inside the gap of order T^* [19]. In contrast, in the present underscreened KL model with more realistic band structure involves both the CEF and Kondo energy scales in direct and indirect hybridization gaps (Sec. III) and therefore the resonance may also appear at a zone-center wave vector. This depends, however, on the

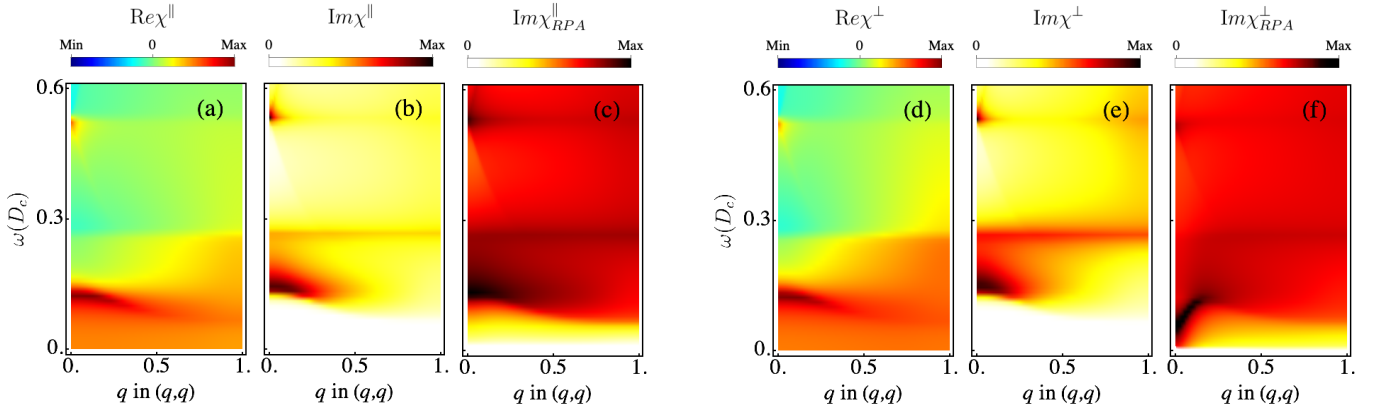


FIG. 4. Frequency and momentum dependence of the intensity plots of bare and RPA susceptibilities along the $\mathbf{q} = (0, 0)$ to $\mathbf{q} = (\pi, \pi)$ (Γ M) direction. The left panel represents the \parallel (J_z) magnetic response, $\hat{\chi}^{\parallel}(\mathbf{q}, T)$, and the second panel shows the \perp ($J_{x,y}$) magnetic response, $\hat{\chi}^{\perp}(\mathbf{q}, T)$. In each panel, the first and the second sub-panels indicate the real and imaginary part of the bare susceptibilities, respectively. The last sub-panels show the RPA result but in the logarithmic scale. Parameters in $I_{\mu}(\mathbf{q})$ same as in Fig. 3. The spectrum of $\text{Im}\chi_{RPA}^{\perp}$ shows an incipient soft mode ($\mathbf{q} \rightarrow 0$) of the hybrid CEF-Kondo collective magnetic exciton.

precise form of $I_{\mu}(\mathbf{q})$ and its maximum position. The lowest hybridization gap scale is of order $\Delta_{h3}^d = (T^{*2} + \Delta_0^2)^{\frac{1}{2}}$. Therefore a collective mode inside this gap as seen in Fig. 3(e,f) may be termed a hybrid CEF-Kondo magnetic exciton. In the limit $T^* \rightarrow 0$ it becomes the conventional CEF magnetic exciton which is the bare CEF excitation at Δ_0 dispersing due to non-diagonal intersite exchange matrix elements ($\sim c_{12}$) of the bare localized two level ($\tau = 1, 2$) system (Sec. VII).

We also show the magnetic response and spectrum in the (q, ω) plane for \mathbf{q} along Γ M direction (Fig. 4). For \parallel moment the bare and RPA spectrum are rather similar, meaning one is far from the resonance condition in Eq. (30). While for \perp direction the comparison of bare and RPA spectrum clearly shows that a resonance mode at low energy has evolved around $\mathbf{q} = 0$, by properly tuning $I_{\perp}(\mathbf{q})$ to achieve the condition in Eq. (30). For this direction the strength $|I_0^{\mu}|$ needs to be much less than for \parallel direction due to the difference in the low frequency bare susceptibilities (real parts) as seen in Fig. 3.

For the parameters used the hybrid CEF-Kondo magnetic exciton in Fig. 4(f) shows an incipient soft-mode behaviour with $\omega_r(\mathbf{q} \rightarrow 0)$ approaching zero. This is the precursor of an induced moment FM phase transition that will appear for slightly larger coupling strength. We stress that this type of excitonic KL magnetism induced by off-diagonal exchange matrix elements $\sim c_{12}$ connecting different split CEF states is fundamentally different from the usual KL magnetism [36–39] with fully degenerate f-states. The soft mode behaviour of the zone-center $\omega_r(\mathbf{q} = 0, T)$ is also observed as a function of temperature (Fig. 5). Note that within the underlying slave-boson theory for the heavy bands the T-dependence has to be restricted to the range $kT < (T^{*2} + \Delta_0^2)^{\frac{1}{2}}$. The induced moment transition is discussed using a qualitative analytical approach in the following section.

VII. INDUCED MAGNETISM CRITERION WITH KONDO SCREENING EFFECT

In the case when the nondiagonal exchange dominates due to $c_{12}^2 \gg c_{\tau\tau}^2$ the softening of magnetic exciton mode for $T > T_c$ indicates an *induced* magnetic phase transition. This is well known in fully localized f-systems, e.g. in various Pr [40] and U [41] compounds with lowest singlet-singlet CEF level scheme. The condition for the critical temperature is obtained from the divergence of static ($i\nu_l = 0$) RPA susceptibilities [$\mu = z, \perp(x, y)$], i.e.

$$\hat{\chi}_{RPA}^{\mu}(\mathbf{q})^{-1} = [1 - I_{\mu}(\mathbf{q})\hat{\chi}^{\mu}(\mathbf{q}, T)]/\hat{\chi}^{\mu}(\mathbf{q}, T) = 0. \quad (31)$$

For the simple TB band structure and effective inter-site exchange model used here we can restrict to FM ($\mathbf{q} = 0$) transition at T_c or AF ($\mathbf{q} = \mathbf{Q}$) transition at T_N . Naturally for the itinerant Kondo model the above equation can only be treated numerically using Eqs. (18,25). First we recapitulate the result within the completely localized model without Kondo term but finite inter-site interaction. We consider the case $c_{12}^2 \gg c_{\tau\tau}^2$ when the non-diagonal vanVleck terms dominate (Appendix B). Then we have ($\beta = 1/kT$)

$$\hat{\chi}^{\mu}(\mathbf{q}, T) = \frac{2m_{12}^{\mu 2}}{\Delta_0} \tanh \frac{\beta}{2} \Delta_0, \quad (32)$$

where we defined $m_{\tau\tau'}^{\mu 2} = \frac{1}{2} \sum_{\sigma\sigma'} |\langle \tau\sigma | J_{\mu} | \tau'\sigma' \rangle|^2$ and therefore $2m_{12}^{\perp 2} \simeq \frac{1}{2}c_{12}^2$ and $m_{12}^{z2} = 0$ according to Eqs. (15,16). The solution of Eq. (31) is then given by

$$kT_m = \frac{\frac{1}{2}\Delta_0}{\tanh^{-1} \frac{1}{\xi_{\mathbf{q}}}} = \begin{cases} \xi_{\mathbf{q}} \geq 1 : \frac{\Delta_0}{\ln \frac{1}{\xi_{\mathbf{q}}-1}} \\ \xi_{\mathbf{q}} \gg 1 : \frac{1}{2}\xi_{\mathbf{q}}\Delta_0 \end{cases}; \quad \xi_{\mathbf{q}} = \frac{2m_{12}^{\perp 2} I_{\mathbf{q}}^{\perp}}{\Delta_0}, \quad (33)$$

where $T_m = T_c$ for FM ($\mathbf{q} = 0$) or $T_m = T_N$ for AF ($\mathbf{q} = \mathbf{Q}$) case, respectively. Here $\xi_{\mathbf{q}}$ is the control parameter for induced moment magnetism which is not due to the ground state polarization alone but primarily ($c_{12}^2 \gg c_{\tau\tau}^2$) due to the admixture of the excited state into the ground state by the inter-site exchange. The induced moment ground state appears only when the critical parameter fulfils $\xi_{\mathbf{q}} > 1$. This mechanism is preceded by the magnetic exciton (the bare dispersive CEF excitation) softening above T_{cr} . It is obtained from the pole of Eq. (28) (for $\mu = \perp$) as

$$\omega(\mathbf{q}_0) = \Delta_0 \left[1 - \xi(\mathbf{q}_0) \tanh \frac{\beta}{2} \Delta_0 \right]^{\frac{1}{2}}. \quad (34)$$

This mode becomes soft, i.e. $\omega(\mathbf{q}_0) = 0$ at the ordering temperature T_{cr} and wave vector $\mathbf{q}_0 = 0$ or $\mathbf{q}_0 = \mathbf{Q}$. When the on-site Kondo coupling I_{ex} to conduction electrons is included in Eq. (1) the localized doublets will turn into the (partly) heavy itinerant quasiparticle bands of Fig. 1. The excitation spectrum and critical temperature then requires the numerical evaluation of Eqs. (28,31) using Eqs. (18,25) as in the previous section. It is worthwhile, however, to have at least a qualitative understanding how the criticality condition for induced moment magnetism is modified under the presence of the Kondo screening and resulting 4f quasiparticle itineracy. This can be achieved for the FM case by using a simple analytical estimate for $\hat{\chi}^\perp(\mathbf{q} = 0, T)$ including only the transitions between bands $n = 2, 3$. This leads approximately to

$$\hat{\chi}^\perp(0, T) = \frac{2m_{12}^{\perp 2}}{\Delta_e} \tanh \frac{\beta}{2} \Delta_0^*; \quad \Delta_e := \frac{\Delta_0^{*3}(\Delta_0^* - \Delta_0)}{\frac{1}{2}T^{*2}\Delta_0}, \quad (35)$$

where we defined the average $\Delta_0^* = (T^{*2} + \Delta_0^2)^{\frac{1}{2}}$ with T^* denoting the Kondo temperature of Eq. (6). Furthermore Δ_e is the effective dominating low energy scale for the vanVleck-type susceptibility contribution of transitions between occupied and empty band states $n = 2, 3$. Then from Eq. (31) we obtain the modified instability criterion for the FM case $T_m^* = T_c^*$ which includes the effect of Kondo screening as

$$kT_c^* = \frac{\frac{1}{2}\Delta_0^*}{\tanh^{-1} \frac{1}{\xi_0^*}}; \quad \xi_0^* = \frac{2m_{12}^{\perp 2} I_0^\perp}{\Delta_e}, \quad (36)$$

where ξ_0^* is the new critical parameter for induced magnetism ($\xi_0^* > 1$) renormalized by the Kondo effect. It is instructive to consider two limiting cases:

- *Nearly localized CEF excitations* $T^* \ll \Delta_0$: Then $\Delta_0^* \rightarrow \Delta_0 + \frac{1}{2} \frac{T^{*2}}{\Delta_0}$ leading to $\Delta_e \rightarrow \Delta$ and therefore $\xi_0^* \rightarrow \xi_0$. This means in the limit of vanishing Kondo coupling $T^* \rightarrow 0$ we recover the bare CEF expression in Eq. (33) for T_c .
- *Dominating Kondo coupling* $T^* \gg \Delta_0$: In this case $\Delta_0^* \rightarrow T^* + \frac{1}{2} \frac{\Delta_0^2}{T^*}$ and therefore $\Delta_e \rightarrow 2T^{*2}/\Delta_0$. This leads to $\xi_0^* \rightarrow \frac{1}{2}(\Delta_0/T^*)^2 \xi_0 \ll \xi_0$. Therefore the effective control parameter ξ_0^* is much reduced and unless the bare parameter ξ_0 is very large the Kondo screened ξ_0^* may fall below the critical value $\xi_0^* = 1$ preventing the magnetic instability.

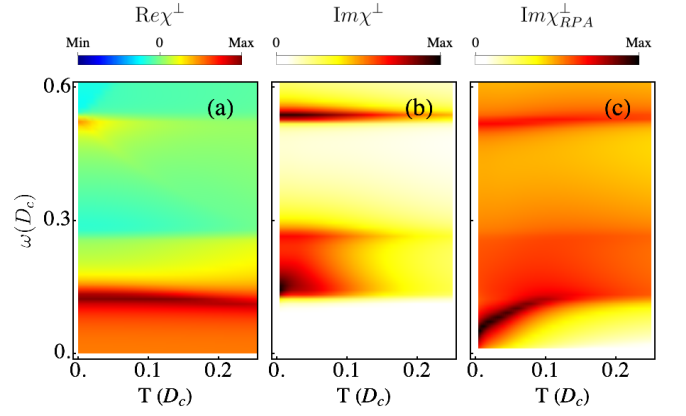


FIG. 5. Frequency and temperature dependence of the spectral intensity plots for bare and RPA out of plane susceptibilities (\perp) at $\mathbf{q} = (0, 0)$. The last panel (RPA) is in the logarithmic scale. It demonstrates the softening of the hybrid CEF-Kondo magnetic exciton with decreasing temperature.

These limits imply that for all ratios of T^*/Δ_0 we have $\xi_0^* < \xi_0$ and the Kondo screening effect will reduce or suppress completely the appearance of the induced magnetic ordering temperature T_c . This behaviour is illustrated in Fig. 6.

VIII. DISCUSSION AND CONCLUSION

For Kondo compounds with CEF splitting the under-screened quasi-quartet KL model has more realistic features than the conventional SU(N) model. It shows a richer structure of quasiparticle bands around the Fermi energy that encompasses the Kondo- as well as CEF energy and effective

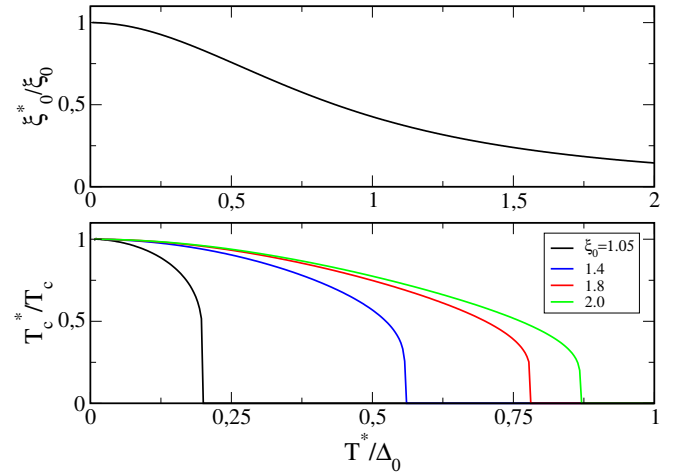


FIG. 6. (top panel) Dependence of the Kondo-screened control parameter ξ_0^* (normalized to the bare CEF value ξ_0) for induced magnetic instability on the ratio of Kondo temperature T^* to CEF splitting Δ_0 . (bottom panel) Suppression of induced magnetic ordering temperature T_c^* due to the strong decrease of ξ_0^* (top) with increasing Kondo energy scale T^* , plotted for several values of bare above-critical control parameter $\xi_0 > 1$.

hybridisation scales and their mutual influence. In particular it was found that the optical conductivity which involves only direct transitions has a distinct two-peak structure. The lower peak (ω_l) is dominated by the smaller scales (T^* , Δ) while the upper peak (ω_u) by the larger effective hybridisation scale $2\bar{V}$. Only the latter is present in the conventional KL model and therefore within this model the Kondo scale T^* is not directly visible in the optical conductivity. Due to the presence of the third heavy band inside the main (large) hybridization gap $2\bar{V}$ leaves a direct signature in $\sigma(\omega)$ around ω_l at the Kondo/CEF scales. This may qualitatively explain some puzzling features observed previously in the optical conductivity of YbB₁₂ [31]. In this compound experiment showed not only a peak at the main hybridisation gap energy, as expected from the conventional KL model. It also exhibits a clear onset in $\sigma(\omega)$ at the much lower Kondo scale given by T^* which can in the conventional KL picture only be associated with large momentum transitions across the *indirect* hybridization gap normally not accessible for the optical response. Therefore it was suggested that this low-frequency onset must be due to phonon-assisted indirect transitions which are possible for zone-boundary momentum transfer carried by phonons. The present investigation suggest an alternative mechanism: The low frequency onset of $\sigma(\omega)$ at T^* in YbB₁₂ can be due to *direct* transitions to the central heavy band present in the underscreened KL model. In this context there is no need to resort to indirect phonon assisted transitions. One must add, however, that cubic YbB₁₂ has a quartet ground state and two closeby doublet (a quasi-quartet) excited states [16, 42] and so the details may be different from the model investigated here. Evidence for multi-peak hybridization gap structure in $\sigma(\omega)$ has also been found in Ce-compounds [43].

The intricate quasiparticle band structure of the quasi-quartet KL model also shows up in the inelastic magnetic response functions probed by INS. We found that the basic ingredients of the two-peak structure due to small and large hybridization gap scales should also be present. The details depend considerably on the CEF parameters that enter as weights in the dynamic susceptibilities and on the form of the phenomenological intersite exchange. The combined itinerant Kondo/CEF magnetic exciton spectrum may exhibit a softening as function of temperature at the wave vector where the exchange has a maximum. This is a precursor for an induced magnetic phase transition due to dominating non-diagonal exchange between the CEF-split doublets. In the FM case ($\mathbf{q} = 0$) this may be described by a simplified quasi-localized model where the control parameters a modified due to the presence of the Kondo screening. The further development of this hybrid localized-itinerant picture for CEF-Kondo magnetic excitons and induced magnetism needs an inspiration from INS and other experiments preferably on Ce- and Yb- based Kondo lattice compounds.

ACKNOWLEDGMENTS

A.A. acknowledges financial support from the National Research Foundation (NRF) funded by the Ministry of Sci-

J_1^\perp	J_2^\perp	J_{12}	α_{12}	β_{12}	c_{11}^z	c_{22}^z	c_{11}	c_{22}	c_{12}
0.471	0.767	0.2	0.59	0.35	4.18	-4.0	1.4	2.3	0.84

TABLE I. The values of the the anisotropy coefficients obtained based on original model parameters (J_1^\perp , J_2^\perp , J_{12}). The energy scale is D_c .

ence of Korea (Grants: No. 2016K1A4A01922028, No. 2017R1D1A1B03033465, and No. 2019R1H1A2039733).

Appendix A

In this appendix we give the explicit expressions of spectral residua entering the pseudospin susceptibilities in Eq. (25) as well as those in the optical conductivity of Eq. (13). For the former $\hat{\chi}_{\tau\tau}(\mathbf{q}, i\nu_l)$ and $\hat{\chi}_{\tau\bar{\tau}}^a(\mathbf{q}, i\nu_l)$ we have:

$$\begin{aligned}\hat{Z}_{1\mathbf{k}}^\tau &= \frac{\bar{V}_\tau^2 |E_{1\mathbf{k}} - \epsilon_{0\tau}^\lambda|}{|E_{1\mathbf{k}} - E_{2\mathbf{k}}| |E_{1\mathbf{k}} - E_{3\mathbf{k}}| |E_{1\mathbf{k}} - \epsilon_{0\tau}^\lambda|}, \\ \hat{Z}_{2\mathbf{k}}^\tau &= \frac{\bar{V}_\tau^2 |E_{2\mathbf{k}} - \epsilon_{0\tau}^\lambda|}{|E_{2\mathbf{k}} - E_{1\mathbf{k}}| |E_{2\mathbf{k}} - E_{3\mathbf{k}}| |E_{2\mathbf{k}} - \epsilon_{0\tau}^\lambda|}, \\ \hat{Z}_{3\mathbf{k}}^\tau &= \frac{\bar{V}_\tau^2 |E_{3\mathbf{k}} - \epsilon_{0\tau}^\lambda|}{|E_{3\mathbf{k}} - E_{1\mathbf{k}}| |E_{3\mathbf{k}} - E_{2\mathbf{k}}| |E_{3\mathbf{k}} - \epsilon_{0\tau}^\lambda|}.\end{aligned}\quad (\text{A1})$$

Likewise the spectral residua for the orbitally nondiagonal contribution $\hat{\chi}_{\tau\bar{\tau}}^b(\mathbf{q}, i\nu_l)$ are given by

$$\begin{aligned}\hat{Z}_{1\mathbf{k}}^B &= \frac{\bar{V}_1 \bar{V}_2 \sigma_{1\mathbf{k}}}{|E_{1\mathbf{k}} - E_{2\mathbf{k}}| |E_{1\mathbf{k}} - E_{3\mathbf{k}}|}, \\ \hat{Z}_{2\mathbf{k}}^B &= \frac{\bar{V}_1 \bar{V}_2 \sigma_{2\mathbf{k}}}{|E_{2\mathbf{k}} - E_{1\mathbf{k}}| |E_{2\mathbf{k}} - E_{3\mathbf{k}}|}, \\ \hat{Z}_{3\mathbf{k}}^B &= \frac{\bar{V}_1 \bar{V}_2 \sigma_{3\mathbf{k}}}{|E_{3\mathbf{k}} - E_{1\mathbf{k}}| |E_{3\mathbf{k}} - E_{2\mathbf{k}}|},\end{aligned}\quad (\text{A2})$$

with the sign $\sigma_{\beta\mathbf{k}} = \pm 1$, defined in Eq. (24).

In the case of the optical $\mathbf{q} = 0$ conductivity $\sigma(\omega)$ in Eq. (13) we need the residua

$$\begin{aligned}\tilde{Z}_{1\mathbf{k}} &= \frac{|E_{1\mathbf{k}} - \epsilon_{01}^\lambda| |E_{1\mathbf{k}} - \epsilon_{02}^\lambda|}{|E_{1\mathbf{k}} - E_{2\mathbf{k}}| |E_{1\mathbf{k}} - E_{3\mathbf{k}}|}, \\ \tilde{Z}_{2\mathbf{k}} &= \frac{|E_{2\mathbf{k}} - \epsilon_{01}^\lambda| |E_{2\mathbf{k}} - \epsilon_{02}^\lambda|}{|E_{2\mathbf{k}} - E_{1\mathbf{k}}| |E_{2\mathbf{k}} - E_{3\mathbf{k}}|}, \\ \tilde{Z}_{3\mathbf{k}} &= \frac{|E_{3\mathbf{k}} - \epsilon_{01}^\lambda| |E_{3\mathbf{k}} - \epsilon_{02}^\lambda|}{|E_{3\mathbf{k}} - E_{1\mathbf{k}}| |E_{3\mathbf{k}} - E_{2\mathbf{k}}|}.\end{aligned}\quad (\text{A3})$$

Appendix B

Here we briefly discuss the origin of the anisotropy coefficients $c_{\tau\tau'}^z$ and $c_{\tau\tau'}$ that are essential for the relation between total angular momentum \mathbf{J} and pseudo spin \mathbf{S} [Eq. (16)] and enter as well the physical (cartesian) bare susceptibilities in Eq. (18). The coefficients are determined by the composition

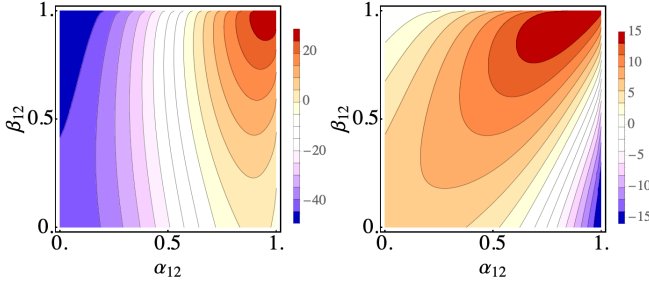


FIG. 7. Contour plot of the differences of squared moment coefficients $c_{12}^2 - c_{11}^2$ (left) and $c_{12}^2 - c_{11}^2$ (right) for ground state doublet ($\tau = 1$) in the $\alpha_{12} - \beta_{12}$ plane of CEF state parameters. In the upper right corner where $\alpha_{12}, \beta_{12} \rightarrow 1$ the nondiagonal coefficients dominate, i.e. $c_{12}^2 \gg c_{11}^2, c_{11}^2$. For excited state $\tau = 2$ the behaviour is qualitatively similar.

of quasi-quartet CEF states consisting of a Γ_6 - Γ_7 pair given by

$$\begin{aligned} (\tau = 1) : \quad |\Gamma_6 \pm\rangle &= \alpha_{11} |\pm \frac{7}{2}\rangle + \alpha_{12} |\mp \frac{1}{2}\rangle, \\ (\tau = 2) : \quad |\Gamma_7 \pm\rangle &= \beta_{11} |\mp \frac{5}{2}\rangle + \beta_{12} |\pm \frac{3}{2}\rangle, \end{aligned} \quad (\text{B1})$$

Using the normalization conditions $\alpha_{11}^2 + \alpha_{12}^2 = 1$ and $\beta_{11}^2 + \beta_{12}^2 = 1$ the moment coefficients may be obtained as function

of independent CEF parameters α_{12} and β_{12} [26]:

$$\begin{aligned} c_{11}^z &= 7 - 8\alpha_{12}^2; \quad c_{22}^z = -5 + 8\beta_{12}^2, \\ c_{11} &= 4\alpha_{12}^2; \quad c_{22} = 4\sqrt{3}\beta_{12}\sqrt{1 - \beta_{12}^2}, \\ c_{12} &= \sqrt{7(1 - \alpha_{12}^2)(1 - \beta_{12}^2)} + \sqrt{30}\alpha_{12}\beta_{12}. \end{aligned} \quad (\text{B2})$$

The relative size of these coefficients, characterized e.g. by their differences $c_{12}^2 - c_{\tau\tau}^2$ and $c_{12}^2 - c_{\tau\tau}^2$ ($\tau = 1, 2$) varies greatly with CEF state parameters α_{12}, β_{12} . The most interesting case is the ‘induced-moment’ situation when off diagonal coefficients between the two doublets are dominating the magnetic response and possible ordering, i.e. $c_{12}^2 \gg c_{\tau\tau}^2, c_{\tau\tau}^2$. The Fig. 7 which plots the above differences in the α_{12}, β_{12} plane shows that this situation can be reached in the upper right corner where when $\alpha_{12}, \beta_{12} \rightarrow 1$ meaning $\alpha_{11}, \beta_{11} \rightarrow 0$. This corresponds to CEF doublets in Eq. (B1) dominated by $|\mp \frac{1}{2}\rangle$ and $|\pm \frac{3}{2}\rangle$ states which may be the case when the parameters of the tetragonal CEF satisfy $|B_2^0| \gg |B_4^m|, |B_6^m|$. Then the moment operators in Eq. (16) are essentially of easy-plane type $J_z \approx 0$ and $J_{\pm} \approx c_{12} \frac{1}{\sqrt{2}}(S_{12}^{\pm} + S_{21}^{\pm})$ where the latter has only contributions *off-diagonal* (12, 21) in the CEF doublet states. This corresponds to dominating inelastic magnetic response due to the quasi-quartet CEF splitting and a possible excitonic magnetic order with primarily induced moments due to the mixing of $\tau = 1, 2$ by inter-site exchange.

-
- [1] D. Newns and N. Read, *Advances in Physics* **36**, 799 (1987).
 - [2] A. C. Hewson, *The Kondo problem to heavy fermions* (Cambridge University Press, Cambridge, 1993).
 - [3] P. Coleman, *Introduction to Many-Body Physics* (Cambridge University Press, 2015).
 - [4] J. Otsuki, H. Kusunose, and Y. Kuramoto, *Phys. Rev. Lett.* **102**, 017202 (2009).
 - [5] R. Eder, *Phys. Rev. B* **99**, 085134 (2019).
 - [6] R. Shiina, H. Shiba, and P. Thalmeier, *Journal of the Physical Society of Japan* **66**, 1741 (1997).
 - [7] P. Y. Portnichenko, A. Akbari, S. E. Nikitin, A. S. Cameron, A. V. Dukhnenko, V. B. Filipov, N. Y. Shitsevalova, P. Cermak, I. Radelytskyi, A. Schneidewind, J. Ollivier, A. Podlesnyak, Z. Huesges, J. Xu, A. Ivanov, Y. Sidis, S. Petit, J. M. Mignot, P. Thalmeier, and D. S. Inosov, arXiv e-prints, arXiv:2001.01672 (2020), arXiv:2001.01672 [cond-mat.str-el].
 - [8] P. Thalmeier and G. Zwicknagl, *Handbook on the Physics and Chemistry of Rare Earths*, Vol. 34 (Elsevier, Amsterdam, 2005) Chap. 219, pp. 135–287.
 - [9] P. Thalmeier, A. Akbari, and R. Shiina, arXiv e-prints, arXiv:1907.10967 (2019), arXiv:1907.10967 [cond-mat.str-el].
 - [10] Y. Utsumi, D. Kasinathan, K.-T. Ko, S. Agrestini, M. W. Haverkort, S. Wirth, Y.-H. Wu, K.-D. Tsuei, D.-J. Kim, Z. Fisk, A. Tanaka, P. Thalmeier, and L. H. Tjeng, *Phys. Rev. B* **96**, 155130 (2017).
 - [11] P. S. Riseborough, *Phys. Rev. B* **45**, 13984 (1992).
 - [12] H. Ikeda and K. Miyake, *Journal of the Physical Society of Japan* **65**, 1769 (1996).
 - [13] P. S. Riseborough, *Phys. Rev. B* **68**, 235213 (2003).
 - [14] T. Saso, *Journal of the Physical Society of Japan* **75**, 043705 (2006).
 - [15] K.-S. Chen, J. Werner, and F. Assaad, *Phys. Rev. B* **90**, 115109 (2014).
 - [16] A. Akbari, P. Thalmeier, and P. Fulde, *Phys. Rev. Lett.* **102**, 106402 (2009).
 - [17] A. Akbari and P. Thalmeier, *Phys. Rev. Lett.* **108**, 146403 (2012).
 - [18] A. Akbari and P. Thalmeier, *Phys. Rev. B* **92**, 094512 (2015).
 - [19] P. Thalmeier and A. Akbari, “Resonant spin excitations in unconventional heavy fermion superconductors and kondo lattice compounds,” in *Quantum Criticality in Condensed Matter*, pp. 44–77.
 - [20] P. Nozières and A. Blandin, *J. Physique* **41**, 193 (1980).
 - [21] P. Thalmeier and A. Akbari, *Phys. Rev. B* **98**, 155121 (2018).
 - [22] N. B. Perkins, M. D. Núñez Regueiro, B. Coqblin, and J. R. Iglesias, *Phys. Rev. B* **76**, 125101 (2007).
 - [23] C. Thomas, A. S. da Rosa Simões, J. R. Iglesias, C. Lacroix, N. B. Perkins, and B. Coqblin, *Phys. Rev. B* **83**, 014415 (2011).
 - [24] C. Thomas, A. S. da Rosa Simões, C. Lacroix, J. R. Iglesias, and B. Coqblin, *Journal of Magnetism and Magnetic Materials* **372**, 247 (2014).
 - [25] H. S. Jeevan, C. Geibel, and Z. Hossain, *Phys. Rev. B* **73**, 020407 (2006).
 - [26] T. Takimoto and P. Thalmeier, *Phys. Rev. B* **77**, 045105 (2008).
 - [27] H. S. Jeevan, D. T. Adroja, A. D. Hillier, Z. Hossain, C. Ritter, and C. Geibel, *Phys. Rev. B* **84**, 184405 (2011).
 - [28] M. P. Allan, F. Massee, D. K. Morr, J. Van Dyke, A. W. Rost, A. P. Mackenzie, C. Petrovic, and J. C. Davis, *Nature Physics*

- 9**, 468 (2013).
- [29] I. Giannakis, J. Leshen, M. Kawai, S. Ran, C.-J. Kang, S. R. Saha, Y. Zhao, Z. Xu, J. W. Lynn, L. Miao, L. A. Wray, G. Kotliar, N. P. Butch, and P. Aynajian, *Science Advances* **5** (2019), 10.1126/sciadv.aaw9061.
 - [30] A. R. Schmidt, M. H. Hamidian, P. Wahl, F. Meier, A. V. Balatsky, J. D. Garrett, T. J. Williams, G. M. Luke, and J. C. Davis, *Nature* **465**, 570 (2010).
 - [31] H. Okamura, T. Michizawa, T. Nanba, S.-i. Kimura, F. Iga, and T. Takabatake, *Journal of the Physical Society of Japan* **74**, 1954 (2005).
 - [32] H. Lee and S. Kettemann, *Phys. Rev. B* **91**, 205109 (2015).
 - [33] Z. Tesanovic and O. T. Valls, *Phys. Rev. B* **34**, 1918 (1986).
 - [34] V. Y. Irkhin, *Physics-Uspekhi* **60**, 747 (2017).
 - [35] B. H. Bernhard and C. Lacroix, *Phys. Rev. B* **92**, 094401 (2015).
 - [36] G.-M. Zhang and L. Yu, *Phys. Rev. B* **62**, 76 (2000).
 - [37] G.-B. Li, G.-M. Zhang, and L. Yu, *Phys. Rev. B* **81**, 094420 (2010).
 - [38] Y. Liu, G.-M. Zhang, and L. Yu, *Phys. Rev. B* **87**, 134409 (2013).
 - [39] H. Li, Y. Liu, G.-M. Zhang, and L. Yu, *Journal of Physics: Condensed Matter* **27**, 425601 (2015).
 - [40] J. Jensen and A. R. Mackintosh, *Rare Earth Magnetism Structures and Excitations* (Clarendon Press, Oxford, 1991).
 - [41] P. Thalmeier, *The European Physical Journal B - Condensed Matter and Complex Systems* **27**, 29 (2002).
 - [42] P. A. Alekseev, J.-M. Mignot, K. S. Nemkovski, E. V. Ne-feodova, N. Y. Shitsevalova, Y. B. Paderno, R. I. Bewley, R. S. Eccleston, E. S. Clementyev, V. N. Lazukov, I. P. Sadikov, and N. N. Tiden, *Journal of Physics: Condensed Matter* **16**, 2631 (2004).
 - [43] S.-i. Kimura, Y. S. Kwon, Y. Matsumoto, H. Aoki, and O. Sakai, *Journal of the Physical Society of Japan* **85**, 083702 (2016).