

PREPARED FOR SUBMISSION TO JINST

15<sup>TH</sup> TOPICAL SEMINAR ON INNOVATIVE PARTICLE AND RADIATION DETECTORS (IPRD19)

14-17 OCTOBER 2019

SIENA, ITALY

## A comparison between scintillation light Analog and Digital trigger for large volume Liquid Argon Time Projection Chambers

---

O. Barnabà,<sup>a,b</sup> A. Menegolli,<sup>a,b</sup> R. Nardò,<sup>a,b</sup> M. Pirola,<sup>a,b</sup> M.C. Prata,<sup>a</sup> G.L. Raselli,<sup>a,1</sup>  
E. Romano<sup>a,b</sup> and M. Rossella<sup>a</sup>

<sup>a</sup>*INFN, Pavia, Italy*

<sup>b</sup>*University of Pavia, Pavia, Italy*

E-mail: [gianluca.raselli@pv.infn.it](mailto:gianluca.raselli@pv.infn.it)

**ABSTRACT:** Large volume Liquid Argon Time Projection Chambers (LAr-TPC) are used and proposed for neutrino physics and rare event search. Most of these detectors make use of the scintillation light of liquid argon for trigger purposes. Two different approaches can be adopted to provide these detectors with an effective trigger system, relying upon analog or digital processing of signal coming from photodetectors, like photomultiplier tubes or silicon photomultipliers. Each method presents advantages and drawbacks, so the implementation of a hybrid solution can benefit from both approaches. To this purpose, an innovative electronic board prototype has been designed and proposed for the use in large volume LAr-TPC detectors.

**KEYWORDS:** Analogue electronic circuits; Digital electronic circuits; Noble liquid detectors (scintillation, ionization, double-phase); Time projection Chambers (TPC)

---

<sup>1</sup>Corresponding author.

---

## Contents

|          |   |          |
|----------|---|----------|
| <b>1</b> | <b>Introduction</b>                         | <b>1</b> |
| <b>2</b> | <b>Scintillation light</b>                  | <b>2</b> |
| <b>3</b> | <b>Trigger approaches</b>                   | <b>2</b> |
| 3.1      | Analog Trigger Approach                     | 2        |
| 3.2      | Digital Trigger Approach                    | 3        |
| <b>4</b> | <b>Example of different trigger systems</b> | <b>4</b> |
| 4.1      | The ICARUS T600 detector at LNGS            | 4        |
| 4.2      | The 2.3 L WARP detector prototype           | 4        |
| <b>5</b> | <b>The analog linear adder</b>              | <b>5</b> |
| <b>6</b> | <b>Conclusions</b>                          | <b>7</b> |

---

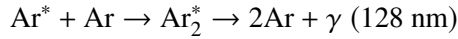
## 1 Introduction

Large volume Liquid Argon Time Projection Chambers (LAr-TPC) are extensively used and proposed for neutrino physics and rare event search. Most of these detectors exploit the scintillation light of liquid argon for trigger purposes. Light is usually detected by photodetectors, like photomultiplier tubes (PMT) or silicon photomultipliers (SiPM), which provide fast electrical pulses whose shape is directly related to the number and time distribution of the collected scintillation photons. Two different approaches are adopted to provide LAr-TPC detectors with an effective trigger system based on the scintillation light. The first one, in this paper named *Analog Trigger Approach*, is based on the analog processing of signals coming from individual photodetectors in defined sectors of the experimental apparatus, followed by a digitization/discrimination to produce trigger gates. In the second one, named *Digital Trigger Approach*, signals coming from each individual photodetector are digitized/discriminated by fast electronics and logically combined by logic units to generate trigger gates.

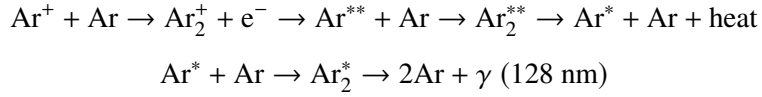
Purpose of this paper is to describe and compare these approaches together with a presentation of the implementation of an innovative electronic board which allows the hybrid exploitation of these two techniques for the use in large volume LAr-TPC detectors. The main characteristics of the LAr scintillation light are briefly summarized in section 2. Section 3 describes the two approaches presently adopted to exploit the scintillation light for trigger purposes in LAr-TPC. Two actual examples are presented in section 4. Finally, the implementation of a custom designed board for the hybrid exploitation of the two approaches is presented in section 5.

## 2 Scintillation light

The interaction of an ionizing particle in LAr produces a scintillation light in the vacuum ultra violet region (VUV) emitting photons with a wavelength of 128 nm corresponding to an energy of 9.7 eV (see [1] and references therein). During the collision, the interacting particle excites and ionizes the surrounding argon atoms, producing excimers  $\text{Ar}_2^*$  (excited molecules) which decay radiatively into VUV scintillation light. There are two processes forming  $\text{Ar}_2^*$ , both ending up with the same radiative reaction. Excitons  $\text{Ar}^*$  (excited atoms) directly interact with the neighboring argon atoms, forming excimers:



Ionized atoms can also form excimers via a recombination between  $\text{Ar}_2^+$  and the thermalized secondary electrons:



Excimers are produced in two singlet states,  $^1\Sigma_u^-$  and  $^1\Sigma_u^+$ , and in a triplet state  $^3\Sigma_u^-$ . The singlet state  $^1\Sigma_u^-$  does not emit photon because of the parity conservation. Therefore the scintillation light possesses two components: those stemmed from the transitions  $^1\Sigma_u^+ \rightarrow ^1\Sigma_g^+$  (fast decay) and  $^3\Sigma_u^- \rightarrow ^1\Sigma_g^+$  (slow decay) where  $^1\Sigma_g^+$  is the ground state. The decay of the singlet state is strongly allowed and its decay time  $\tau_1$  is of the order of nanoseconds. The triplet state has a longer lifetime because of the strong spin-orbit coupling in  $\text{Ar}_2$  and its decay time  $\tau_2$  is measured to be  $\approx 1.6 \mu\text{s}$ . The populations of the singlet and triplet state depend on the ionization density and, in turn, on the interacting particle type. Particle discrimination in LAr is based on the relative intensity of the singlet and triplet states which results from the ionization density.

## 3 Trigger approaches

Two different approaches are presently adopted to exploit the LAr scintillation light for triggering purposes, named in this paper: *Analog Trigger Approach* and *Digital Trigger Approach*. The two approaches can be individually adopted, or can be combined in a hybrid configuration or even implemented at different trigger levels. In the following the main advantages of the two techniques are described.

### 3.1 Analog Trigger Approach

This approach, sketched in figure 1, is conceptually based on an analog processing of the signals coming from individual photodetectors. Usually shaping preamplifiers with defined integration/differentiation parameters are used and the resulting signals are linearly summed up before the digitization which generates the trigger gates. This technique is able to exploit both the fast and slow components of the LAr scintillation light, making it suitable for the detection of low energy ionizing events. An appropriate selection of integration/differentiation constants permits the recognition of the nature of the interacting particle at trigger level by means of Pulse Shape Discrimination (PSD)



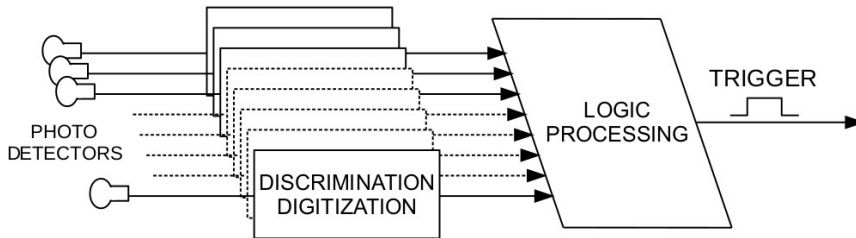
**Figure 1.** *Analog Trigger Approach: conceptual diagram.*

techniques. These features make this technique particularly suitable for LAr-TPC detectors for dark matter research, where low energy nuclear recoils should be distinguished from background generated by minimum ionizing particles.

The main drawbacks of this approach are: *a)* an interaction time information with coarse resolution due to the analog sum of different photodetectors with different time response or because of the adoption of long integration constants to exploit the delayed scintillation photons; *b)* an increase of the electronic noise due to the linear sum of photodetector outputs, especially when synchronous noise is present; *c)* the need to develop low-noise custom designed electronics to fit the apparatus requirements.

### 3.2 Digital Trigger Approach

This approach, sketched in figure 2, is conceptually based on the digitization, by means of fast transient digitizers, of signals coming from each individual photodetector in defined sectors of the experimental apparatus. The resulting digital pulses are then combined by programmable logic units to generate a trigger gate based on coincidence, majority and/or multiplicity of the available inputs. The development of custom designed electronics is usually not required and commercial standard electronic boards can fit the apparatus requirements. Only the fast component of the scintillation light is generally exploited in this technique making possible to attain time resolution of the order of 100 ps. On the contrary its implementation is only adequate for the detection of ionizing interactions with high energy deposition and/or when the number of photodetectors is relatively high. This approach is useful for low-energy background rejection, such that produced by  $^{39}\text{Ar}$  or other radioactive nuclides, composed of single sparse photons whose amplitude does not individually exceed the discrimination threshold level.



**Figure 2.** *Digital Trigger Approach: conceptual diagram.*

## 4 Example of different trigger systems

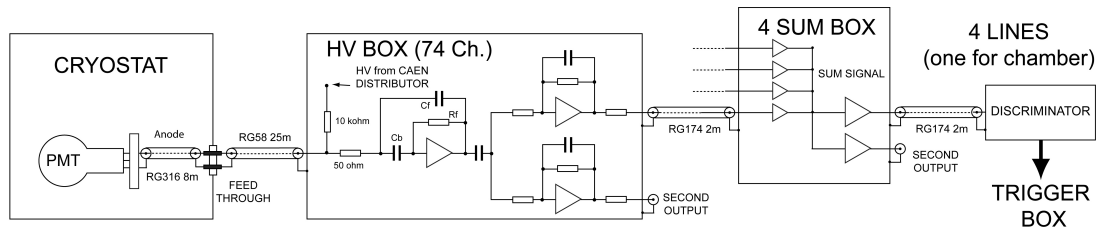
In the following two actual implementation instances of trigger system in LAr-TPC detectors are presented. ICARUS T600 detector at Laboratori Nazionali del Gran Sasso (LNGS) was operated with a plain *Analog Trigger* scheme, while the 2.3 L WARP detector prototype adopted a hybrid solution with the two approaches at different trigger levels.

## 4.1 The ICARUS T600 detector at LNGS

ICARUS T600 detector is made of two identical cryostats, filled with about 760 t of ultra-pure liquid argon [2]. Each cryostat houses two TPCs with 1.5 m maximum drift path, sharing a common central cathode made of punched stainless-steel panels.

The detector took data from 2010 to 2012 at LNGS recording CERN Neutrinos to Gran Sasso (CNGS) beam and atmospheric neutrino interactions [3]. The ICARUS trigger system was based on the detection of LAr scintillation light by means of 74 ETL9357FLA PMTs with a diameter of 8 inches mounted behind the wire chambers [4]. The sand-blasted glass window of each device was coated with  $200 \mu\text{g}/\text{cm}^2$  of Tetraphenyl-Butadiene (TPB) to convert the VUV photons to visible light.

Since a low number of PMTs was installed, an analog trigger approach was adopted to exploit as much as possible photons generated by ionizing interactions [5]. The basic electronic scheme is shown in figure 3. For each channel a custom designed electronic circuit was realized to pick-up and shape the anodic signal. The integration time constant was adjusted to integrate the whole PMT signal over  $\approx 30 \mu\text{s}$ , to profit of both the fast and slow components of LAr. For each TPC chamber, the resulting integrated signals were summed up by a linear analog adder and then discriminated to generate a trigger gate. The obtained results demonstrate that the implemented trigger system was effective for a wide range of event energies throughout the CNGS run in a stable way [5].



**Figure 3.** Basic electronic scheme adopted for the ICARUS T600 detector at the LNGS.

## 4.2 The 2.3 L WARP detector prototype

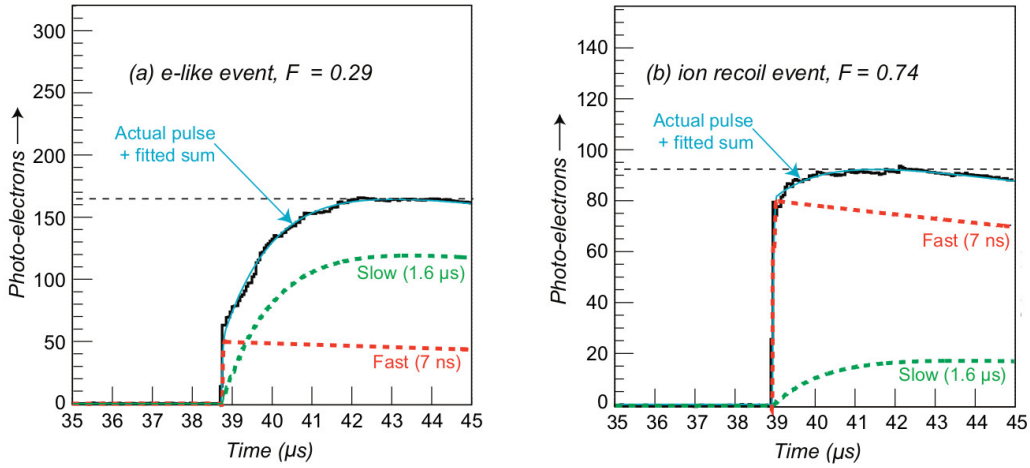
A direct search of Dark Matter in the form of Weakly Interacting Massive Particles (WIMP) was carried out at LNGS with a small scale LAr-TPC prototype detector to prove the effectiveness of this detection technique [6]. The detector was based on a small 2.3 L test chamber filled with LAr. The scintillation light was detected by a set of 7 PMTs with a diameter of 2 inches.

The trigger system was based on a hybrid solution. At first level PMT signals coming from the last dynode were discriminated with a threshold of 1.5 photoelectrons. The *Digital Trigger* condition was a coincidence of at least 3 PMTs corresponding to about 3.5 keV ion recoil energy.

The signal from the anode of each PMT was integrated by preamplifiers with a time constant of  $40\ \mu\text{s}$  to exploit both components of the scintillation light. The preamplifier outputs were digitized and summed up to get signals proportional to the deposited energy, realizing a second level *Analog Trigger* able to distinguish particle interactions by means of the PSD technique. A fast discrimination parameter  $F$ , computed as

$$F = 0.99(A_1/A_2) - 0.118$$

where  $A_1$  and  $A_2$  are the integrated signal amplitudes after  $200\ \text{ns}$  and  $5.5\ \mu\text{s}$ , allowed a pulse shape discrimination between nuclear recoils ( $F \approx 0.75$ ) and background electrons ( $F \approx 0.31$ ), resulting in a strong discrimination against the background (see figure 4).

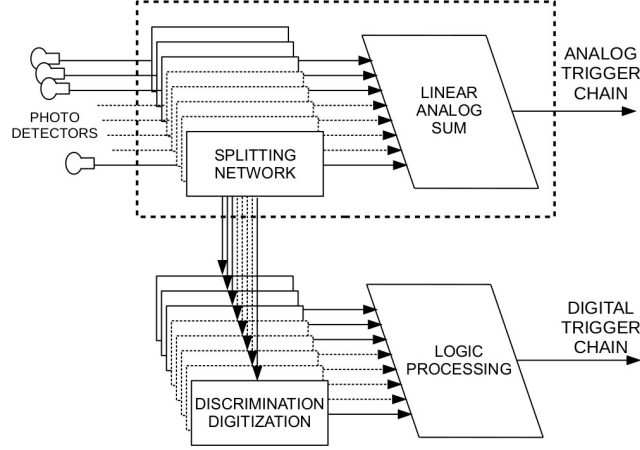


**Figure 4.** 2.3 L WARP prototype: typical e-like and ion recoil signals resulting from the integration and sum up of pulses coming from the anode of 7 PMTs.

## 5 The analog linear adder

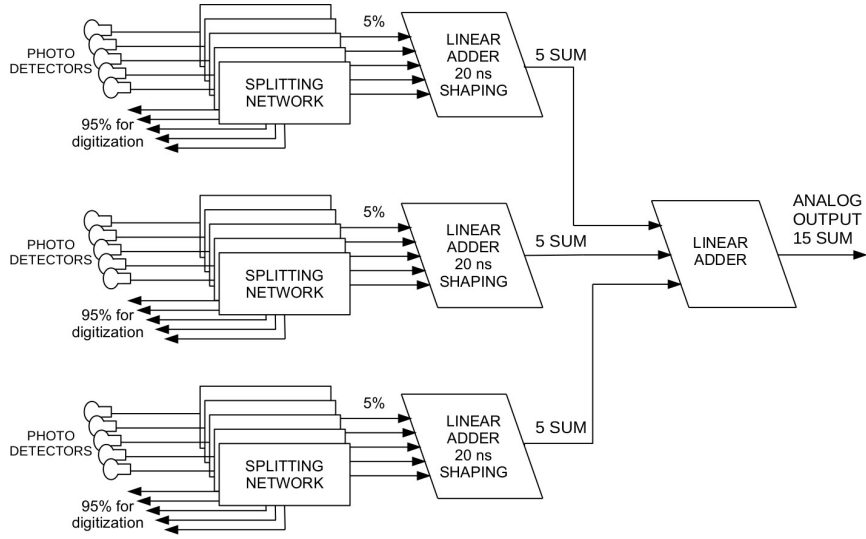
The above considerations suggest the adoption at trigger level of hybrid solutions in future large volume LAr-TPC, such as the ICARUS T600 detector in the SBN program [7]. For this purpose, an innovative electronic board is being developed in the laboratories of the University of Pavia and INFN, to be used in large volume LAr-TPC detectors. The basic idea is to include in a single electronic board a signal splitter and an analog linear adder. The output, once properly shaped, digitized and/or discriminated, is used for the generation of an *Analog Trigger* gate, while the split signals are used to feed a *Digital Trigger* chain as shown in figure 5.

The analog linear adder consists of 3 independent branches, each summing up the signals coming from 5 independent channels, according to the scheme shown in figure 6. In each input channel the signal is split by a passive network towards two separate lines which, preserving a  $50\ \Omega$  impedance, share the 5% and 95% of the input signal amplitude. In each branch, as shown in figure 7, each 5%-line feeds a LT1818 preamplifier used in Sallen-Key configuration to perform a



**Figure 5.** Diagram of the adoption of a hybrid trigger solution.

20 ns shaping to partially overcome the time spread among different input channels. Signals coming from the 3 branches are in turn summed up by a secondary linear adder realizing a 15-channel analog sum (figure 8). In parallel, the 15 lines delivering the 95% of the input signal amplitude are available for fast digitization and signal recording.

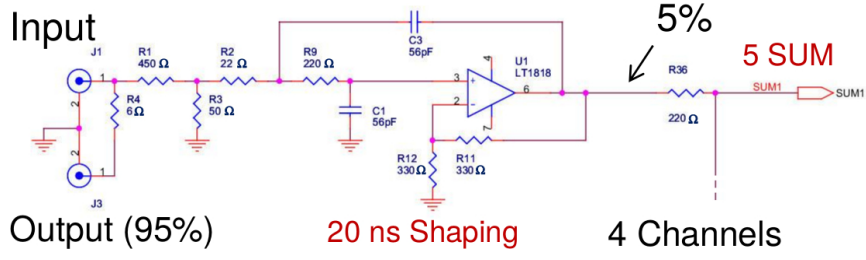


**Figure 6.** Analog linear adder scheme.

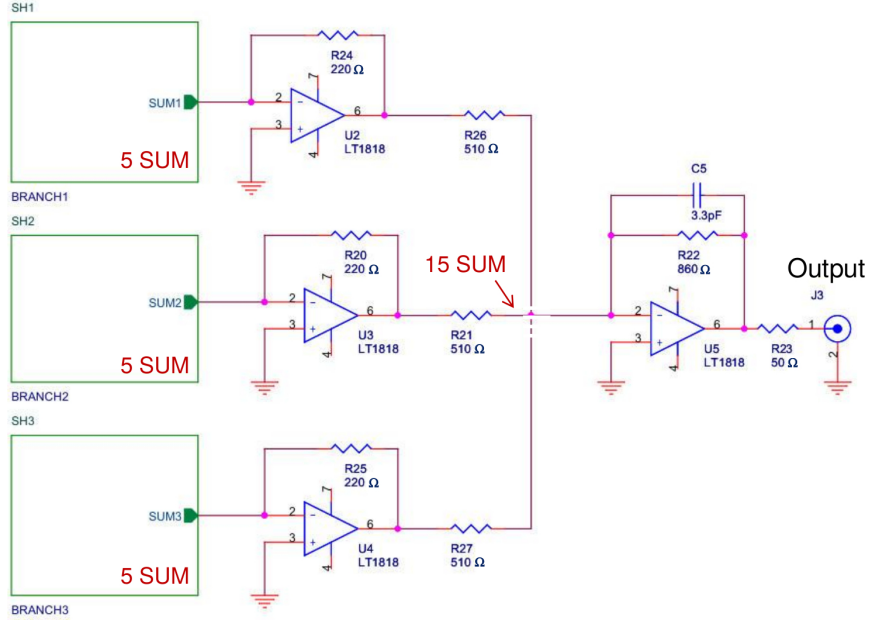
The basic component of the analog linear adder is the LT1818 amplifier, employed as buffer to drive  $50\ \Omega$  loads and to perform Sallen-Key shaping of the input signals. The board power supply voltage is  $\pm 5\text{ V}$  which permits a good output linearity in the  $\pm 2\text{ V}$  output range.

The electronic scheme was extensively simulated by means of the LTspice<sup>1</sup> package and a NIM prototype was realized and tested at CERN using a 10-PMT test facility [8, 9]. The board behavior is shown, as example, in figure 9, where the resulting analog sum of two actual PMT channels is

<sup>1</sup>LTspice is a freeware computer software implementing a SPICE electronic circuit simulator, produced by semiconductor manufacturer Linear Technology Corp., now part of Analog Devices Inc.



**Figure 7.** Electronic diagram of a 5-channel branch.



**Figure 8.** Electronic diagram of the complete 15-channel analog adder.

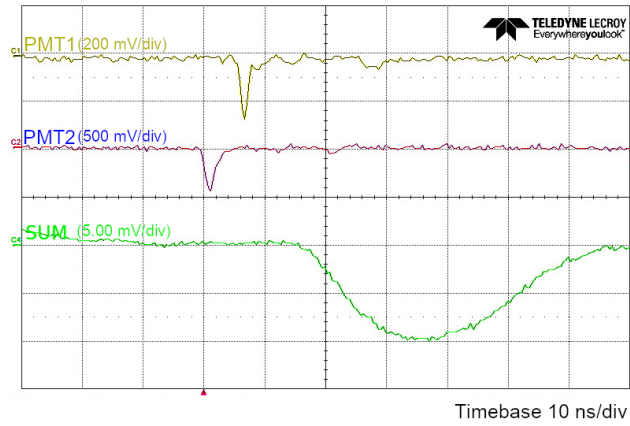
presented. For the final production a standard 6U-VME assembly is adopted, as shown in figure 10. Since a large number of connectors (31) finds place on the 6U-4TE front panel, the MCX standard is employed.

## 6 Conclusions


Two different trigger approaches are presently adopted to provide LAr-TPC detectors with an effective trigger system based on the detection of the LAr scintillation light. The two techniques are based on analog or digital processing of signals coming from photodetectors.

The adoption at trigger level of hybrid solutions is suggested for future large volume LAr-TPC. For this purpose an innovative custom-designed analog board is being designed. This board permits the achievement of a linear analog sum of the photodetector signals and in parallel allows the fast digitization of the whole shape.





**Figure 9.** Example of resulting analog sum of two actual PMT channels processed by the electronic board prototype described in the paper.



**Figure 10.** Picture of the final analog adder prototype. The different circuit stages described in the text are easily recognizable in the circuit.

## Acknowledgment

The realization of the electronic board presented in this work is funded by INFN in the framework of the ICARUS program finalized to the overhauling of T600 detector in view of its operation on SBN at Fermilab.

## References

- [1] P. Cennini, J. Revol, C. Rubbia, F. Sergiampietri, A. Bueno, M. Campanelli et al., *Detection of scintillation light in coincidence with ionizing tracks in a liquid argon time projection chamber*, *Nuclear Instruments and Methods in Physics Research Section A: Accelerators, Spectrometers, Detectors and Associated Equipment* **432** (1999) 240 – 248.
- [2] S. Amerio, S. Amoruso, M. Antonello, P. Aprili, M. Armenante, F. Arneodo et al., *Design, construction and tests of the icarus t600 detector*, *Nuclear Instruments and Methods in Physics Research Section A: Accelerators, Spectrometers, Detectors and Associated Equipment* **527** (2004) 329 – 410.
- [3] C. Rubbia, M. Antonello, P. Aprili, B. Baibussinov, M. B. Ceolin, L. Barzè et al., *Underground operation of the ICARUS t600 LAr-TPC: first results*, *Journal of Instrumentation* **6** (jul, 2011) P07011–P07011.
- [4] A. Ankowski, M. Antonello, P. Aprili, F. Arneodo, A. Badertscher, B. Baiboussinov et al., *Characterization of etl 9357fla photomultiplier tubes for cryogenic temperature applications*, *Nuclear Instruments and Methods in Physics Research Section A: Accelerators, Spectrometers, Detectors and Associated Equipment* **556** (2006) 146 – 157.
- [5] M. Antonello, B. Baibussinov, P. Benetti, F. Boffelli, A. Bubak, E. Calligarich et al., *The trigger system of the ICARUS experiment for the CNGS beam*, *Journal of Instrumentation* **9** (aug, 2014) P08003–P08003.
- [6] P. Benetti, R. Acciarri, F. Adamo, B. Baibussinov, M. Baldo-Ceolin, M. Belluco et al., *First results from a dark matter search with liquid argon at 87k in the gran sasso underground laboratory*, *Astroparticle Physics* **28** (2008) 495 – 507.
- [7] MICROBoONE, LAr1-ND, ICARUS-WA104 collaboration, M. Antonello et al., *A Proposal for a Three Detector Short-Baseline Neutrino Oscillation Program in the Fermilab Booster Neutrino Beam*, [arXiv:1503.01520](https://arxiv.org/abs/1503.01520).
- [8] M. Babicz, M. Diwan, A. Fava, A. Guglielmi, W. Ketchum, G. Meng et al., *A particle detector that exploits liquid argon scintillation light*, *Nuclear Instruments and Methods in Physics Research Section A: Accelerators, Spectrometers, Detectors and Associated Equipment* (2019) 162421.
- [9] B. Ali-Mohammadzadeh, M. Babicz, V. Bellini, A. Fava, U. Kose, F. Pietropaolo et al., *Measurement of liquid argon scintillation light properties by means of an alpha source inside the cern 10-pmt facility*, in *15th Topical Seminar on Innovative Particle and Radiation Detectors (IPRD19) 14-17 October 2019, Siena, Italy*, 2019.