

End-to-end Robustness for Sensing-Reasoning Machine Learning Pipelines

Zhuolin Yang[†] * Zhikuan Zhao[‡] * Hengzhi Pei[†] Boxin Wang[‡]
 Bojan Karlas[‡] Ji Liu[§] Heng Guo[¶] Ce Zhang[‡] Bo Li[†]

[†] University of Illinois at Urbana-Champaign, USA {zhuolin5, simplephile, lbo}@illinois.edu

[‡] ETH Zurich, Switzerland {zhikuan.zhao, karlasb, ce.zhang}@inf.ethz.ch

[§] Kwai Inc., China ji.liu.uwisc@gmail.com

[¶] University of Edinburgh, UK hguo@inf.ed.ac.uk

Abstract

As machine learning (ML) has been widely applied to safety-critical scenarios, certifying ML model robustness becomes increasingly important. Many previous studies focus on the robustness of independent ML and ensemble models, and can only certify a relatively small magnitude of ℓ_p norm bounded adversarial perturbation. In this paper, we take a different viewpoint and aim to improve ML robustness by going beyond independent ML and ensemble models. We propose a generic *Sensing-Reasoning* machine learning pipeline which contains both the sensing (e.g. deep neural networks) and reasoning (e.g. Markov logic networks (MLN)) components enriched with *domain knowledge*, and ask questions: *Can domain knowledge help improve learning robustness? Can we formally certify the end-to-end robustness of such an ML pipeline?*

Towards the end-to-end certified robustness of *Sensing-Reasoning Pipeline*, there are already existing studies on certifying the robustness for deep neural networks, which can be applied to certifying the sensing component. Thus, in this paper we will focus on the certified robustness for the reasoning component. In particular, we first theoretically analyze the computational complexity of certifying the robustness for the reasoning component. We then derive the certified robustness bound for several structures of reasoning components, such as Markov logic networks and Bayesian networks. We show that for reasoning components such as MLN and a specific family of Bayesian networks it is possible to certify the robustness of the whole pipeline even against a large magnitude of perturbation. We also prove that the certified robustness bound for Bayesian networks is *tight*. Finally, we conduct extensive experiments on both image and natural language datasets to evaluate the certified robustness of the *Sensing-Reasoning ML pipeline*. We show that based on the hierarchical knowledge of the Primate family (i.e. PrimateNet), the certified robustness of the *Sensing-Reasoning Pipeline* can achieve over 50%, even when 50% sensors are attacked under adversarial perturbation with L_2 norm bounded by 0.5. We also evaluate *Sensing-Reasoning Pipeline* on a relation extraction task with Stock News dataset, which shows that even when all sensors are attacked, under adversarial attack with confidence bounded by 0.5, the certified robustness can reach almost 100%.

1 Introduction

Given extensive studies on adversarial attacks recently [MMS⁺17, CW17, LCLS16, PMG16], building machine models that are robust against such attacks is an important, emerging topic. However, most, if not all, existing work focuses on reasoning the robustness of an independent machine learning (ML) model or model ensembles [KW17, TXT17, LZLX19, CRK19]. On the other hand, the predictions of ML models, when applied in real-world scenarios, are often used by downstream programs to enable decision making or user interaction. These downstream programs are often enriched with *domain knowledge*, which are indispensable components for modern ML systems. In addition, current adversarial perturbation will not fool

*The first two authors contribute equally to this work.

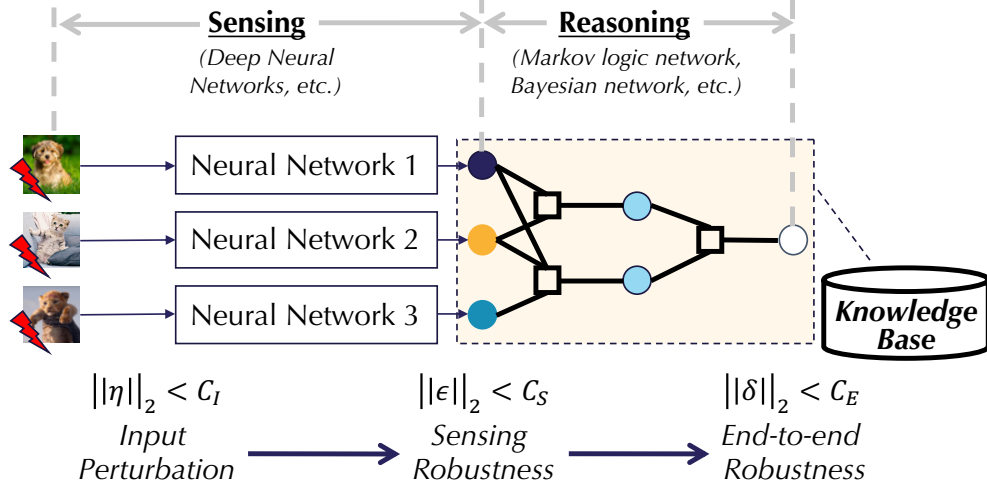


Figure 1: An illustration of a *Sensing-Reasoning Pipeline* in which the sensing component consists of different neural networks for their sub-tasks and the reasoning component is a factor graph.

human [QXY⁺20, XLZ⁺18, EEF⁺18], this makes us wonder whether the ML robustness could be improved by incorporating human knowledge. In this paper, we mainly ask: *can we reason about the robustness of an end-to-end knowledge enriched ML pipeline beyond a single ML model or ensemble?*

In particular, we focus on a generic type of ML pipelines that we propose as *Sensing-Reasoning pipelines* — given a collection of input data, (1) the *Sensing Phase* contains a set of statistical ML models such as deep neural network models (DNNs) that output their predictions as a set of Boolean random variables; and (2) the *Reasoning Phase* uses this set of Boolean random variables in statistical inference models such as Markov logic networks (MLN) or Bayesian networks (BN) to produce the final output, which is also a set of Boolean random variables. This pipeline is general and can be applied to a wide range of applications such as reinforcement learning and information extraction [XGA⁺19, DDJ⁺14, PD07]. The process of the pipeline is illustrated in Figure 1. Given such a pipeline, our goal is to reason about the following: *During inference, given an η perturbation on the input X where $\|\eta\|_p < C_I$, can we upper bound the end-to-end prediction error?* In particular, this end-to-end error bound can be expressed as the maximal perturbation $\|\delta\|_p$ of the marginal probability of final output.

Intuitively, the output of the *Sensing-Reasoning Pipeline* relies on both the statistical features learned from training data via the sensing component, and the logical relationship among the outputs of different statistical models based on real-world domain knowledge (e.g. the prediction “cat” belongs to the category “animal”). This way, once some of the sensing models are attacked, there is a high probability that the logical relations embedded in the reasoning component would identify the inconsistency/abnormalities (e.g. a stop sign should not belong to “animal”), and therefore identify and fix the vulnerable sensors. Thus, as long as the attacker cannot attack all sensors in a logically correct and consistent way, there is always a chance that the attacked sensors can be corrected based on the knowledge used in practice. In addition, since the reasoning component can be represented as a statistical graphical inference model, it is possible to certify the robustness based on its structure (e.g. MLN). In this paper, we will focus on *how to certify the robustness of the inference reasoning component*, and therefore certify the end-to-end robustness combined with existing results on certified robustness for independent DNNs or ensemble models [CRK19, SLR⁺19, LFWD20].

(Challenges and Opportunities) Compared with previous efforts focusing on certified robustness of neural network models, the reasoning component brings its own challenges and opportunities. (*Challenge*) Different from a neural network whose inference can be executed in polynomial time, many reasoning models such as a Markov logic network can be #P-complete for inference.

(*Opportunity*) However, as many reasoning models define a probability distribution in the exponential family, we have more functional structures that could potentially make coming up with robustness guarantees (which

essentially solves a min-max problem) easier. *In this paper, we provide the first treatment to this problem characterized by these unique challenges and opportunities.*

(Scope and Summary of Technical Results) As one of the first efforts in tackling this problem, this paper by no means provides a complete solution. Instead, we scope our technical endeavors to certified robustness bounds for two types of reasoning components: (1) Markov logic networks and (2) Bayesian networks, while the robustness of the sensing component relies on existing work on robustness of independent ML or ensemble models. Specifically, we aim to answer the following three questions and make corresponding contributions.

Is checking certified robustness in the reasoning component feasible when the inference of the reasoning component is #P-hard? We first focus on the computational complexity of checking certified robustness in the reasoning component. We reduce the problem of counting in statistical inference to the problem of checking certified robustness. Therefore, checking certified robustness is no easier than counting on the same family of distribution. When the reasoning component is a graphical model such as Markov logic network, checking certified robustness is no easier than calculating the partition function of the underlying graphical model, which is #P-hard in general.

Can we efficiently reason about the certified robustness for the Reasoning component when given an oracle for statistical inference? Even when statistical inference can be done by a given oracle, it is not immediately clear how to come up with an efficient algorithm for certified robustness. Our second technical contribution is to develop such an algorithm for Markov logic network and a specific family of Bayesian networks. Surprisingly, providing certified robustness for these problems is possible because of the structure inherent in the probabilistic graphical models and distributions in the exponential family. In addition, some of our techniques also apply to models beyond traditional statistical inference models. For example, when the reasoning component is a 1-NN classifier, we can also use a similar technique to derive a tight certified robustness bound for it, for which we will leave the detailed results and analysis to the Appendix.

Does our algorithm provide practically certified robustness bound for certain Sensing-Reasoning pipelines? We test our algorithms on multiple Sensing-Reasoning pipelines. One common characteristic of these pipelines is that they all have state-of-the-art *deep neural networks* as the sensing component and a graphical model enriched by *domain-knowledge* as the reasoning component. We construct these pipelines to cover a range of applications in image processing and natural language processing. In many cases, reasoning about the end-to-end robustness provides a stronger guarantee than what a single model in the sensing component can provide because of the logical relationship implemented in the reasoning component. In addition, existing work on certifying the robustness of a single ML sensing model is found to be vulnerable given the fact that the certified result may not be the ground truth [JBC⁺19]. While with domain knowledge, it is often possible to increase the chance that the certified result of the *Sensing-Reasoning Pipeline* remains the ground truth. We have conducted extensive experiments to verify the certified robustness bound in different scenarios. First, we evaluate the *Sensing-Reasoning Pipeline* on an image classification task, which leverages the hierarchical knowledge of the class categories as the domain knowledge. We show that compared with the certified robustness bound for a single DNN, the knowledge enriched *Sensing-Reasoning Pipeline* boosts the final certified robustness significantly under different perturbation bounds. In addition, we evaluate the *Sensing-Reasoning Pipeline* on a relation extraction task with stock news, which utilizes domain knowledge such as “the relation between prices from different time should be consistent with the price change prediction” for developing the reasoning component. Similarly, we show that the certified robustness of the *Sensing-Reasoning Pipeline* is much higher than that for a single well-trained DNN model.

Contributions. In this paper, we take the first step towards deriving and analyzing the certified robustness of a knowledge-enhanced *Sensing-Reasoning* machine learning pipeline. We make contributions on both theoretical and empirical front.

- We provide formal analysis for the end-to-end robustness of the generic *Sensing-Reasoning* machine learning pipelines.
- We particularly analyze the hardness for the reasoning component and prove the hardness for general distribution, Markov logic networks, and Bayesian Networks.
- Given an oracle for statistical inference, we theoretically certify the end-to-end robustness for the

Sensing-Reasoning Pipeline. We show that for certain types of pipelines our bound is tight (e.g. Bayesian networks).

- Compared with existing certified robustness methods, we show that a *Sensing-Reasoning Pipeline* can often guarantee the certified prediction to be the ground truth with domain knowledge.
- We verify the end-to-end certified robustness of our *Sensing-Reasoning Pipeline* with several real-world applications, including an image classification on Primate dataset (computer vision) and information extraction with stocks news (natural language processing). Extensive experimental results show that with *Sensing-Reasoning Pipeline*, the certified robustness can be improved significantly compared with existing independent ML models.

2 Threat Model and Method Overview

In this section, We will first provide a threat model for the adversarial attacks we consider here, and then provide an overview of our proposed *Sensing-Reasoning Pipeline* as well as the intuition to certify its robustness.

2.1 Threat Model

Concretely, the threat model consists of the definition of the adversary’s goal, knowledge of the attacked system, and capability of manipulating the ML learning process or instances.

Adversary’s goal is to conduct the test-time attacks (i.e. evasion attacks). Basically, the attacker aims to add a small perturbation δ based on a certain distance function to the test instance x , so that a well-trained machine learning model f would make an incorrect prediction. There are potentially two types of evasion attacks based on the adversary’s goal: *targeted attack* and *untargeted attack*. If the adversary aims to mislead the ML model towards the adversarial target y^A it is called “targeted attack”: $f(x + \delta) = y^A$ and $y^A \neq y$ where y denotes the ground truth. On the other hand, if the adversary’s goal just to prevent the ML from predicting the ground truth, it is called “untargeted attack”: $f(x + \delta) \neq y$.

Adversary’s knowledge enables two types of attacks: *white-box* and *black-box* attacks. In the white-box attack scenario, the attacker is assumed to have knowledge about the training data \mathcal{D}_{train} and the learning algorithm f , as well as the model parameters θ . This way, it is possible for the attacker to synthesize the optimal perturbation to attack different machine learning models with a high success rate [MMS⁺17, CW17]. In the black-box attack, the attacker has no access to the training data or ML models. Thus, the attacker can perform either *transferability-based blackbox attack*, where the attacker can train a local surrogate model and attack it and transfer the same perturbation to the target victim model [LCLS16, PMG16]; or *query-based blackbox attack*, where the attacker can either query the model output logits to estimate the gradients [CZS⁺17] or query the model decision only to perform boundary attack [BRB17].

Adversary’s capability To conduct evasion adversarial attacks, the adversarial is usually bounded by the perturbation magnitude in terms of the ℓ_p norm or other distance functions [MMS⁺17, CW17] to avoid potential detection. Recently, semantic attacks are proposed which allows large ℓ_p magnitude of perturbation while maintaining the perturbation to be “unnoticeable” [QXY⁺20]. In the case of *Sensing-Reasoning Pipeline*, the attacker can also consider manipulating a small or large portion of the sensors to balance the trade-off between the attack effectiveness and the probability of being detected.

In this paper, based on Kerckhoffs’s principle [Sha49] we focus on a strong whitebox attacker, who has full knowledge about the statistical sensing models, and aims to perform the targeted attack (our analysis can be easily extended to the untargeted attack setting). In addition, following the existing work [MMS⁺17], we mainly consider an attacker who will optimize a ℓ_2 bounded perturbation, making it easier to combine and compare with existing certified robustness work for independent ML models. We also consider different scenarios where the attacker can attack different ratios of randomly selected sensing models.

2.2 Method Overview

Here we provide an overview of our method, together with high-level intuition and an example of why and how the domain knowledge embedded in the reasoning component would help improve ML robustness. First, to develop the *Sensing-Reasoning Pipeline*, we will first train a set of sensing models (e.g. DNNs) to predict different tasks (e.g. whether the input is a stop sign). These sensing models’ output will then be connected based on their logical relationship extracted from domain knowledge. Next, the *Sensing-Reasoning Pipeline* will inference based on both the statistical sensing models’ predictions as well as the logical rules among their outputs to make the final “logically consistent” prediction. Finally we can estimate the end-to-end certified robustness against bounded input perturbation by combining the certified robustness of the sensing models and the reasoning component together. We will later show how to certify the robustness for the reasoning component efficiently.

Intuition and an illustrative example. *Why do we expect a Sensing-Reasoning Pipeline to help with robustness?* We give a very simple example to clarify the intuition here. Consider an *animal recognition* system, in which there are multiple sensors given an image X : Sensor 1 detects whether there is a cat sign using DNNs, and output $S_1(X) \in \{Cat, \neg Cat\}$ with $\Pr[S_1(X) = cat] = p_1$; Sensor 2 detects whether it is an animal, and output $S_2(X) \in \{Animal, \neg Animal\}$ with $\Pr[S_2(X) = Animal] = p_2$. We can design a reasoning component R as a factor graph [LDH⁺07, YM04] that contains two Boolean variables $S_1(X)$ and $S_2(X)$, and outputs Boolean variable $O \in \{Cat, \neg Cat\}$ as the final prediction about whether there is a cat in X . To encode the knowledge that a cat must belong to an animal category: “ $O = Cat \implies S_2(X) = Animal$ ” one can simply introduces a function rule

$$\phi(O, S_2(X)) = w_\phi \mathbb{I}[O = Cat \wedge S_2(X) = \neg Animal] \quad (1)$$

where w_ϕ is a negative weight learned by the system. Intuitively, after statistical reasoning, the system is less likely to output $O = Cat$ if S_2 predicts it not to be an animal. That is to say, given an image in which there is no cat, Sensor 1 would have $\Pr[S_1(X) = Cat] < 0.5$. Consider an attacker whose goal is to fool the ML system to predict the image containing a cat — her goal is to find a small perturbation to the object δ such that $\Pr[S_1(X + \delta) = Cat] > 0.5$, which is often possible today. Without the reasoning component, the attack would succeed. However, if we consider a factor graph constructed as the above, even if the adversarial successfully attacked S_1 , she has to concurrently attack S_2 otherwise ϕ will detect the inconsistency and lower the probability of the final output as $O = Cat$. More formal definition of the inference factor graph and *Sensing-Reasoning Pipeline* will be introduced in Section 3.

3 Sensing-Reasoning Pipelines and End-to-end Robustness

In this paper, we focus on providing the end-to-end certified robustness for the *Sensing-Reasoning Pipeline*. This specific type of pipelines provides a natural way to combine predictive models based on statistical features (e.g., neural networks) and domain knowledge, which enables it to model a range of applications from both computer science [XGA⁺19, DDJ⁺14, PD07, ZRC⁺17] and domain sciences [BFE11, PZLR14, MZRA15].

We first formally define the *Sensing-Reasoning Pipeline* and its certified robustness. Such a pipeline can be instantiated by different statistical inference models such as Markov logic networks (MLN) [RD06], Bayesian networks (BN) [Pea00], or general factor graphs. We will describe the specific instantiation using MLNs and BNs, and leave the results of other models to Appendix.

3.1 Sensing-Reasoning Pipelines

Here we formally define a *Sensing-Reasoning Pipeline* and illustrate how it can be used to model state-of-the-art tasks. A *Sensing-Reasoning Pipeline* contains a set of n sensors $\{S_i\}_{i \in [n]}$ and a reasoning component R . Each sensor is a binary classifier (for multi-class classifier it corresponds to a group of sensors) — given an input data example X , each of the sensor S_i outputs a probability $p_i(X)$ (i.e., if S_i is a neural network, $p_i(X)$

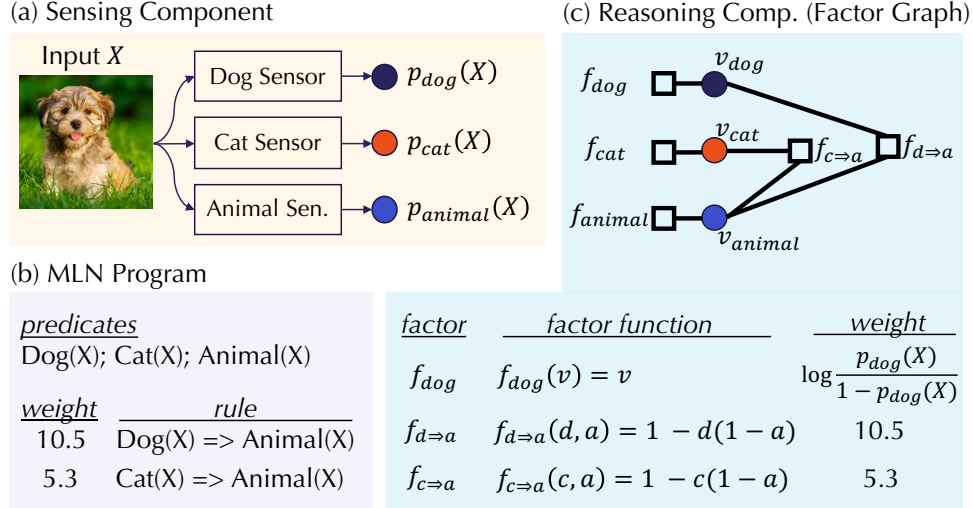


Figure 2: A *Sensing-Reasoning Pipeline* with MLN as the reasoning component.

represents its output after the final softmax layer). The reasoning component takes the outputs of all sensing models as its inputs, and outputs a new Boolean random variable $R(\{p_i(X)\}_{i \in [n]})$.

One natural choice of the reasoning component is to use a probabilistic graphical model (PGM). In the next subsection, we will make the reasoning component R more concrete by instantiating it as a Markov logic network. The output of a *Sensing-Reasoning Pipeline* on the input data example X is the expectation of the random variable R : $\mathbb{E}[R(\{p_i(X)\}_{i \in [n]})]$.

Example. A *Sensing-Reasoning Pipeline* provides a generic and principled way of integrating domain knowledge with the output of statistical predictive models such as neural networks. One such example is [DDJ⁺14] for the task of ImageNet classification. Here each sensing model corresponds to the classifier for one specific class in ImageNet, e.g., $S_{dog}(X)$ and $S_{animal}(X)$. The reasoning component in this specific example outputs a Boolean random variable for each specific class. The reasoning component then encodes domain knowledge such that “If an image is classified as a dog then it must also be classified as an animal” using a PGM. Figure 2 illustrates a similar *Sensing-Reasoning Pipeline*, in which the reasoning component is implemented as a Markov logic network. We also see pipelines of similar structures in a range of other applications [PD07, BFE11, PZLR14, MZRA15].

3.2 Certified Robustness

Given a *Sensing-Reasoning Pipeline* with n sensors $\{S_i\}_{i \in [n]}$ and a reasoning component R , we will first formally define its end-to-end certified robustness and then analyze the robustness for each component.

Definition 1 ((C_I, C_E, p) -robustness). A *Sensing-Reasoning Pipeline* with n sensors $\{S_i\}_{i \in [n]}$ and a reasoning component R is (C_I, C_E, p) -robust on the input X if for the input perturbation η , $\|\eta\|_p \leq C_I$ implies

$$|\mathbb{E}[R(\{p_i(X)\}_{i \in [n]})] - \mathbb{E}[R(\{p_i(X + \eta)\}_{i \in [n]})]| \leq C_E.$$

I.e., a perturbation $\|\eta\|_p < C_I$ on the input only change the final pipeline output by at most C_E .

Sensing Robustness and Reasoning Robustness. We decompose the end-to-end certified robustness of the pipeline into two components. The first component, which we call the *sensing robustness*, has been studied by the research community recently [KW17, TXT17, CRK19] — given a perturbation $\|\eta\|_p < C_I$ on the input X , we say each sensor S_i is $(C_I, C_S^{(i)}, p)$ -robust if

$$\forall \eta, \|\eta\|_p \leq C_I \implies |p_i(X) - p_i(X + \eta)| \leq C_S^{(i)}$$

The robustness of the reasoning component is defined as follows. Given a perturbation $|\epsilon_i| < C_S^{(i)}$ on the output of each sensor $S_i(X)$, we say that the reasoning component R is $(\{C_S^{(i)}\}_{i \in [n]}, C_E)$ -robust if

$$\forall \epsilon_1, \dots, \epsilon_n, (\forall i. |\epsilon_i| \leq C_S^{(i)}) \implies |\mathbb{E}[R(\{p_i(X)\}_{i \in [n]})] - \mathbb{E}[R(\{p_i(X) + \epsilon_i\}_{i \in [n]})]| \leq C_E.$$

It is easy to see that when the sensing component is $(C_I, \{C_S^{(i)}\}_{i \in [n]}, p)$ -robust and the reasoning component is $(\{C_S^{(i)}\}_{i \in [n]}, C_E)$ -robust on X , the *Sensing-Reasoning Pipeline* is (C_I, C_E, p) -robust. Since the sensing robustness has been intensively studied by previous work, in this paper, we mainly focus on the reasoning robustness and therefore analyzing the robustness of the pipeline.

3.3 Certifying Sensing Robustness

There are several existing ways to certify the robustness of sensing models, such as Interval Bound Propagation (IBP) [GDS⁺18], Randomized Smoothing [CRK19], and others [ZWC⁺18, WZC⁺18]. Here we will leverage randomized smoothing to provide an example for certifying the robustness of sensing components.

Corollary 2. *Given a sensing model S_i , we construct a smoothed sensing model $g_i(X; \sigma) = \mathbb{E}_{\xi \sim \mathcal{N}(0, \sigma^2)} p_i(X + \xi)$. With input perturbation $\|\eta\|_2 \leq C_I$, the smoothed sensing model satisfies*

$$\Phi(\Phi^{-1}(g_i(X; \sigma)) - C_I/\sigma) \leq g_i(X + \eta; \sigma) \leq \Phi(\Phi^{-1}(g_i(X; \sigma)) + C_I/\sigma)$$

where Φ is the Gaussian CDF and Φ^{-1} as its inverse.

From Corollary 2, the output probability of the smoothed sensing model can be bounded based on the input perturbation. Given a set of n sensors, we construct n smoothed sensing models and use them instead. Note that, the specific ways of certifying sensing robustness is orthogonal to certifying reasoning robustness, and one can potentially plug in different certified sensing robustness strategies.

3.4 Reasoning Component as Markov Logic Networks

Given the generic definition of a *Sensing-Reasoning Pipeline*, one can use different models to implement the reasoning components. In this section, we focus on one natural choice — Markov logic networks (MLN), which is a popular way to define a probabilistic graphical model using first-order logic [RD06]. We discuss other models such as Bayesian networks in the next subsection and 1NN in Appendix.

We now formally define the reasoning component implemented as a Markov logic network. Markov logic network contains a set of weighted first-order logic sentences, as illustrated in Figure 2(b). After grounding, an MLN defines a joint probabilistic distribution among a collection of random variables, as illustrated in Figure 2(c). We adapt the standard MLN semantics to a *Sensing-Reasoning Pipeline* and use a slightly more general variant compared with the original MLN [RD06]. Each MLN program corresponds to a factor graph — Due to the space limitation, we will not discuss the grounding part and point the readers to [RD06]. We focus on defining the result after grounding, i.e., the factor graph.

Specifically, a grounded MLN is a factor graph $\mathcal{G} = (\mathcal{V}, \mathcal{F})$. \mathcal{V} is a set of Boolean random variables. Specific to a *Sensing-Reasoning Pipeline*, there are two types of random variables $\mathcal{V} = \mathcal{X} \cup \mathcal{Y}$:

1. **Interface Variables** $\mathcal{X} = \{x_i\}_{i \in [n]}$: Each sensing model S_i corresponds to one interface variable x_i in the grounded factor graph;
2. **Interior variables** $\mathcal{Y} = \{y_i\}_{i \in [m]}$ are other variables introduced by the MLN model.

Each factor $F \in \mathcal{F}$ contains a weight w_F and a factor function f_F defined over a subset of variables $\bar{\mathbf{v}}_F \subseteq \mathcal{V}$ that returns $\{0, 1\}$. There are two sets of factors $\mathcal{F} = \mathcal{G} \cup \mathcal{H}$:

1. **Interface Factors** \mathcal{G} : For each interface variable x_i , we create one interface factor G_i with weight $w_{G_i} = \log[p_i(X)/(1 - p_i(X))]$ and factor function $f_{G_i}(a) = \mathbb{I}[a = 1]$ defined over $\bar{\mathbf{v}}_{f_{G_i}} = \{x_i\}$.

2. **Interior Factors** \mathcal{H} are other factors introduced by the MLN program.

Remark: MLN-specific Structure. Our result applies to a more general family of factor graphs and are not necessarily specific to those grounded by MLNs. However, MLN provides an intuitive way of grounding such a factor graph with domain knowledge. Moreover, factor graphs grounded by MLNs have certain properties enforced that we will use later, e.g., all factors only return non-negative values and there are no unusual weight sharing structures.

The above factor graph defines a joint probability distribution among all variables \mathcal{V} . We define a *possible world* as a function $\sigma : \mathcal{V} \mapsto \{0, 1\}$ that corresponds to one possible assignment of values to each random variable. Let Σ be the set of all (exponentially many) possible worlds.

In this paper, the output of a reasoning component implemented using MLNs is the marginal probability of a given variable $v \in \mathcal{V}$:

$$\mathbb{E}[R_{MLN}(\{p_i(X)\}_{i \in [n]})] = \Pr[v = 1] = Z_1(\{p_i(X)\}_{i \in [n]})/Z_2(\{p_i(X)\}_{i \in [n]})$$

where the partition functions Z_1 and Z_2 are defined as

$$\begin{aligned} Z_1(\{p_i(X)\}_{i \in [n]}) &= \sum_{\sigma \in \Sigma \wedge \sigma(v)=1} \exp \left\{ \sum_{G_i \in \mathcal{G}} w_{G_i} \sigma(x_i) + \sum_{H \in \mathcal{H}} w_H f_H(\sigma(\bar{\mathbf{v}}_H)) \right\} \\ Z_2(\{p_i(X)\}_{i \in [n]}) &= \sum_{\sigma \in \Sigma} \exp \left\{ \sum_{G_i \in \mathcal{G}} w_{G_i} \sigma(x_i) + \sum_{H \in \mathcal{H}} w_H f_H(\sigma(\bar{\mathbf{v}}_H)) \right\} \end{aligned}$$

Why $w_{G_i} = \log[p_i(X)/(1 - p_i(X))]$? When the MLN does not introduce any interior variables and interior factors, it is easy to see that setting $w_{G_i} = \log[p_i(X)/(1 - p_i(X))]$ ensures that the marginal probability of each interface variable equals to the output of the original sensing model $p_i(X)$. This means that if we do not have additional knowledge in the reasoning component, the pipeline outputs the same distribution as the original sensing component.

Learning Weights for Interior Factors? In this paper, we view all weights for interior factors as hyperparameters. These weights can be learned by maximizing the likelihood with weight learning algorithms for MLNs [LD07].

Beyond Marginal Probability for a Single Variable. We have assumed that the output of a *Sensing-Reasoning Pipeline* is the marginal probability distribution of a given random variable in the grounded factor graph. However, our result can be more general — given a function over possible worlds and outputs $\{0, 1\}$, the output of a pipeline can be the marginal probability of such a function. This will not change the algorithm that we propose later.

3.5 Reasoning Component as Bayesian Networks

A Bayesian network (BN) is a probabilistic graphical model that represents a set of variables and their conditional dependencies with a directed acyclic graph. Let us first consider a Bayesian Network with tree structure, the probability of a random variable being 1 is given by

$$\Pr[X = 1, \{p_i\}] = \sum_{x_1, \dots, x_n} P(1|x_1, \dots, x_n) \prod_i p_i^{x_i} (1 - p_i)^{1-x_i}.$$

In the following sections, we will prove a hardness result of checking robustness in general MLN and BNs and use the above definition to construct an efficient procedure to certify robustness for binary tree BNs.

4 Hardness of Reasoning Robustness

Given a reasoning component R , how hard is it to reason about its robustness? In this section, we aim at understanding this fundamental question. Specifically, we present the hardness results of determining the

robustness of the reasoning component. We start by defining the counting and robustness problems on a general distribution. We prove that counting can be reduced to checking for reasoning robustness and hence the latter is at least as hard. We then use this hardness result to prove complexities of reasoning robustness in specific distributions. We present the hardness result about MLN and BN in this section.

4.1 General Reasoning Model

Let $X = \{x_1, x_2, \dots, x_n\}$ be a set of variables. Let π_α be a distribution over $D^{[n]}$ defined by a set of parameters $\alpha \in P^{[m]}$, where D is the domain of variables, either discrete or continuous, and P is the domain of parameters. We call π *accessible* if for any $\sigma \in D^{[n]}$, $\pi_\alpha(\sigma) \propto w(\sigma; \alpha)$, where $w : D^{[n]} \times P^{[m]} \rightarrow \mathbb{R}_{\geq 0}$ is a polynomial-time computable function. We will restrict our attention to accessible distributions only. We use $Q : D^{[n]} \rightarrow \{0, 1\}$ to denote a Boolean query, which is a polynomial-time computable function. We define the following two oracles:

Definition 3 (COUNTING). Given input polynomial-time computable weight function $w(\cdot)$ and query function $Q(\cdot)$, parameters α , a real number $\varepsilon_c > 0$, a COUNTING oracle outputs a real number Z such that

$$1 - \varepsilon_c \leq \frac{Z}{\mathbf{E}_{\sigma \sim \pi_\alpha} [Q(\sigma)]} \leq 1 + \varepsilon_c.$$

Definition 4 (ROBUSTNESS). Given input polynomial-time computable weight function $w(\cdot)$ and query function $Q(\cdot)$, parameters α , two real numbers $\epsilon > 0$ and $\delta > 0$, a ROBUSTNESS oracle decides, for any $\alpha' \in P^{[m]}$ such that $\|\alpha - \alpha'\|_\infty \leq \epsilon$, whether the following is true:

$$|\mathbf{E}_{\sigma \sim \pi_\alpha} [Q(\sigma)] - \mathbf{E}_{\sigma \sim \pi_{\alpha'}} [Q(\sigma)]| < \delta.$$

We can prove that ROBUSTNESS is at least as hard as COUNTING by a reduction argument.

Theorem 5 (COUNTING \leq_t ROBUSTNESS). Given polynomial-time computable weight function $w(\cdot)$ and query function $Q(\cdot)$, parameters α and real number $\varepsilon_c > 0$, the instance of COUNTING, $(w, Q, \alpha, \varepsilon_c)$ can be determined by up to $O(1/\varepsilon_c^2)$ queries of the ROBUSTNESS oracle with input perturbation $\epsilon = O(\varepsilon_c)$.

Proof-sketch. We define the partition function $Z_i := \sum_{\sigma: Q(\sigma)=i} w(\sigma; \alpha)$ and $\mathbf{E}_{\sigma \sim \pi_\alpha} [Q(\sigma)] = Z_1/(Z_0 + Z_1)$. We then construct a new weight function $t(\sigma; \alpha) := w(\sigma; \alpha) \exp(\beta Q(\sigma))$ by introducing an additional parameter β , such that $\tau_\beta(\sigma) \propto t(\sigma; \beta)$, and $\mathbf{E}_{\sigma \sim \tau_\beta} [Q(\sigma)] = \frac{e^\beta Z_1}{Z_0 + e^\beta Z_1}$. Then we consider the perturbation $\beta' = \beta \pm \epsilon$, with $\epsilon = O(\varepsilon_c)$ and query the ROBUSTNESS oracle with input $(t, Q, \beta, \epsilon, \delta)$ multiple times to perform a binary search in δ to estimate $|\mathbf{E}_{\sigma \sim \pi_\beta} [Q(\sigma)] - \mathbf{E}_{\sigma \sim \pi_{\beta'}} [Q(\sigma)]|$. Perform a further “outer” binary search to find the β which maximizes the perturbation. This yields a good estimator for $\log \frac{Z_0}{Z_1}$ which in turn gives $\mathbf{E}_{\sigma \sim \pi_\alpha} [Q(\sigma)]$ with ε_c multiplicative error. We leave proof to Appendix.

4.2 Markov Logic Networks

Given Theorem 5, we can now state the following result specifically for MLNs:

Theorem 6 (MLN Hardness). Given an MLN whose grounded factor graph is $\mathcal{G} = (\mathcal{V}, \mathcal{F})$ in which the weights for interface factors are $w_{G_i} = \log p_i(X)/(1 - p_i(X))$ and constant thresholds $\delta, \{C_i\}_{i \in [n]}$, deciding whether

$$\forall \{\epsilon_i\}_{i \in [n]} \quad (\forall i. |\epsilon_i| < C_i) \implies |\mathbb{E}_{MLN}(\{p_i(X)\}_{i \in [n]}) - \mathbb{E}_{MLN}(\{p_i(X) + \epsilon_i\}_{i \in [n]})| < \delta$$

is as hard as estimating $\mathbb{E}_{MLN}(\{p_i(X)\}_{i \in [n]})$ up to ε_c multiplicative error, with $\epsilon_i = O(\varepsilon_c)$.

Proof. Let $\alpha = [p_i(X)]$, query function $Q(\cdot) = R_{MLN}(\cdot)$ and π_α defined by the marginal distribution over interior variables of MLN. Theorem 5 directly implies that $O(1/\varepsilon_c^2)$ queries of a ROBUSTNESS oracle can be used to efficiently estimate $\mathbb{E}_{MLN}(\{p_i(X)\}_{i \in [n]})$. \square

In general, statistical inference in MLNs is #P-complete. As a result, checking robustness for general MLNs is also #P-hard.

4.3 Bayesian Networks

Analogously with the above reasoning, we can also state the general hardness result for deciding the robustness of BNs:

Theorem 7 (BN hardness). *Given a Bayesian network with a set of parameters $\{p_i\}$, a set of perturbation parameters $\{\epsilon_i\}$ and threshold δ , deciding whether*

$$|\Pr[X = 1; \{p_i\}] - \Pr[X = 1; \{p_i + \epsilon_i\}]| < \delta$$

is at least as hard as estimating $\Pr[X = 1; \{p_i\}]$ up to ϵ_c multiplicative error, with $\epsilon_i = O(\epsilon_c)$.

Proof. Let $\alpha = [p_i]$, $Q(\sigma) = X$ and π_α defined by the the probability distribution of a target random variable. Since $X \in \{0, 1\}$, we have $\mathbf{E}_{\sigma \sim \pi_\alpha}[Q(\sigma)] = \Pr[X = 1; \{p_i\}]$. The proof then follows analogously from Theorem 5. \square

Based on the hardness analysis of the reasoning robustness, we can see that it is challenging to directly certify the robustness of the reasoning component. However, just as we can approximately certify the robustness of single ML models [LQXL20], in the next section, we will present and discuss how to approximately certify the robustness of the reasoning component, and we show that for some structures such as BN trees, the certification could even be tight.

5 Robustness of Specific Reasoning Components

In this section, we will analyze and provide approximation algorithms to certify the reasoning component based on its specific structures (e.g. MLN and BN). We will show that it is possible to solve the minmax robustness problem under certain conditions, and for specific structures the certified robustness could be tight.

5.1 Markov Logic Networks

Although statistical inference for general MLNs are #P-complete, in practice, there are multiple ways to accommodate this problem: (1) when the factor graph is of small tree-width, one can apply exact inference algorithms [WJ08]; (2) one can construct the MLN program such that exact statistical inference is feasible; and (3) there exists a range of approximate inference algorithms for MLN inference [SD08].

In this paper, we assume that we have access to an exact oracle for statistical inference, and provide a novel algorithm to upper bound the reasoning robustness. I.e., we assume that we are able to calculate the two partition functions $Z_1(\{p_i(X)\}_{i \in [n]})$ and $Z_2(\{p_i(X)\}_{i \in [n]})$ efficiently.

Lemma 8 (MLN Robustness). *Given access to partition functions $Z_1(\{p_i(X)\}_{i \in [n]})$ and $Z_2(\{p_i(X)\}_{i \in [n]})$, and maximum perturbations $\{C_i\}_{i \in [n]}$, $\forall \epsilon_1, \dots, \epsilon_n$, if $\forall i. |\epsilon_i| < C_i$, we have that $\forall \lambda_1, \dots, \lambda_n \in \mathbb{R}$,*

$$\max_{\{|\epsilon_i| < C_i\}} \ln \mathbb{E}[R_{MLN}(\{p_i(X) + \epsilon_i\}_{i \in [n]})] \leq \max_{\{|\epsilon_i| < C_i\}} \widetilde{Z}_1(\{\epsilon_i\}_{i \in [n]}) - \min_{\{|\epsilon'_i| < C_i\}} \widetilde{Z}_2(\{\epsilon'_i\}_{i \in [n]})$$

$$\min_{\{|\epsilon_i| < C_i\}} \ln \mathbb{E}[R_{MLN}(\{p_i(X) + \epsilon_i\}_{i \in [n]})] \geq \min_{\{|\epsilon_i| < C_i\}} \widetilde{Z}_1(\{\epsilon_i\}_{i \in [n]}) - \max_{\{|\epsilon'_i| < C_i\}} \widetilde{Z}_2(\{\epsilon'_i\}_{i \in [n]})$$

where

$$\widetilde{Z}_r(\{\epsilon_i\}_{i \in [n]}) = \ln Z_r(\{p_i(X) + \epsilon_i\}_{i \in [n]}) + \sum_i \lambda_i \epsilon_i.$$

Algorithm 1 Algorithms for upper bound MLN robustness (algorithm of lower bound is similar)

input : Oracles calculating \widetilde{Z}_1 and \widetilde{Z}_2 ; maximal perturbations $\{C_i\}_{i \in [n]}$.

output : An upper bound for input $R_{MLN}(\{p_i(X) + \epsilon_i\})$

```

1:  $\overline{R}_{min} \leftarrow 1$ 
2: initialize  $\lambda$ 
3: for  $b \in$  search budgets do
4:    $\lambda \rightarrow \text{update}(\{\lambda\}; \lambda_i \in (-\infty, -1] \cup [0, +\infty))$ 
5:   for  $i = 1$  to  $n$  do
6:     if  $\lambda_i \geq 0$  then
7:        $\epsilon_i = C_i, \epsilon'_i = -C_i$ 
8:     else if  $\lambda_i \leq -1$  then
9:        $\epsilon_i = -C_i, \epsilon'_i = C_i$ 
10:    end if
11:     $\overline{R} \leftarrow \widetilde{Z}_1(\{\epsilon_i\}_{i \in [n]}) - \widetilde{Z}_2(\{\epsilon'_i\}_{i \in [n]})$ 
12:     $\overline{R}_{min} \leftarrow \min(\overline{R}_{min}, \overline{R})$ 
13:  end for
14: end for
15: return  $\overline{R}_{min}$ 

```

Proof. Given the perturbation of sensing models $\{|\epsilon_i| < C\}_{i \in [n]}$ our goal is to solve the following two problems:

$$\overline{R}_{MLN} := \max_{\{|\epsilon_i| < C\}} \mathbb{E} R_{MLN}(\{p_i(X) + \epsilon_i\}_{i \in [n]})$$

$$\underline{R}_{MLN} := \min_{\{|\epsilon_i| < C\}} \mathbb{E} R_{MLN}(\{p_i(X) + \epsilon_i\}_{i \in [n]})$$

which bounds the reasoning robustness:

$$\underline{R}_{MLN} \leq \mathbb{E} R_{MLN}(\{p_i(X) + \epsilon_i\}_{i \in [n]}) \leq \overline{R}_{MLN}.$$

Without loss of generality, consider \overline{R}_{MLN} (as \underline{R}_{MLN} can be solved in a similar way):

$$\overline{R}_{MLN} = \max_{\{|\epsilon_i| < C\}} \frac{Z_1(\{p_i(X) + \epsilon_i\}_{i \in [n]})}{Z_2(\{p_i(X) + \epsilon_i\}_{i \in [n]})}.$$

When Z_1 contains more than one possible worlds (which is the case in our setting), the above problem is not necessarily convex. Instead, we derive an upper bound \overline{R}_{MLN} by introducing a collection of Lagrangian multipliers:

$$\ln \overline{R}_{MLN} \leq \min_{\{\lambda_i\}} \left(\max_{\{|\epsilon_i| < C\}} \widetilde{Z}_1(\{\epsilon_i\}_{i \in [n]}) - \min_{\{|\epsilon'_i| < C\}} \widetilde{Z}_2(\{\epsilon'_i\}_{i \in [n]}) \right)$$

where $\widetilde{Z}_r(\{\epsilon_i\}_{i \in [n]}) = \ln Z_r(\{p_i(X) + \epsilon_i\}_{i \in [n]}) + \sum_i \lambda_i \epsilon_i$.

□

Algorithm. Algorithm 1 illustrates an algorithm based on the above result to upper bound the robustness of MLN. The main step is to explore different regimes of the $\{\lambda_i\}$. In this paper, we only explore regimes where $\lambda \in (-\infty, -1] \cup [0, +\infty)$ as this already provides reasonable solutions in our experiments. The function $\text{update}(\{\lambda_i\})$ defines the exploration strategy — Depending on the scale of the problem, one can explore $\{\lambda_i\}$ using grid search, random sampling, or even gradient-based methods. For experiments in this paper, we use either grid search or random sampling. It is an exciting future direction to understand other efficient exploration strategies. We leave the detailed explanation of the algorithm to Appendix.

5.2 Bayesian networks

Apart from MLNs, we also aim to reason about the robustness for Bayesian networks with binary tree structures, and derive an efficient algorithm to provide the *tight* upper and lower bounds of reasoning robustness. Concretely, we introduce the set of perturbation $\{\epsilon_i\}$ on $\{p_i\}$ and consider the maximum resultant probability:

$$\begin{aligned}
& \max_{\epsilon_1 \dots \epsilon_n} \sum_{x_1, \dots, x_n} P(1|x_1, \dots, x_n) \prod_i (p_i + \epsilon_i)^{x_i} (1 - p_i - \epsilon_i)^{1-x_i} \\
&= \max_{\epsilon_1 \dots \epsilon_n} \sum_{x_1, \dots, x_{n-1}} \left(\prod_{i < n} (p_i + \epsilon_i)^{x_i} (1 - p_i - \epsilon_i)^{1-x_i} \right) \times \\
&\quad \left(P(1|x_1, \dots, x_{n-1}, 0)(1 - p_n - \epsilon_n) + P(1|x_1, \dots, x_{n-1}, 1)(p_n + \epsilon_n) \right) \\
&= \max_{\epsilon_1 \dots \epsilon_n} \sum_{x_1, \dots, x_{n-1}} \left(\prod_{i < n} (p_i + \epsilon_i)^{x_i} (1 - p_i - \epsilon_i)^{1-x_i} \right) \times \\
&\quad \left(P(1|x_1, \dots, x_{n-1}, 0) + \left(P(1|x_1, \dots, x_{n-1}, 1) - P(1|x_1, \dots, x_{n-1}, 0) \right) (p_n + \epsilon_n) \right).
\end{aligned}$$

In the above we have isolated the last variable in the expression. Without additional structure, the above optimisation over perturbation is hard as stated in Theorem 7. However, if additionally we require the Bayesian network to be binary trees, we show that the optimisation over perturbation and the checking of robustness of the model is trackable. We summarise the procedure for checking robustness of binary tree structured BNs in the following theorem, while the proof is presented in the Appendix.

Lemma 9 (Binary BN Robustness). *Given a Bayesian network with binary tree structure, and the set of parameters $\{p_i\}$, the probability of a variable $X = 1$,*

$$\Pr[X = 1, \{p_i\}] = \sum_{x_1, x_2} P(1|x_1, x_2) \prod_i p_i^{x_i} (1 - p_i)^{1-x_i}$$

is δ_b -robust, where

$$\begin{aligned}
\delta_b &= \max \left\{ \left| \Pr[X = 1, \{p_i\}] - F_{max} \right|, \left| \Pr[X = 1, \{p_i\}] - F_{min} \right| \right\}, \\
\text{with } F_{max} &= \max_{y_1, y_2} A_0 + A_1(y_1 + y_2) + (A_2 - A_1)y_1y_2, \\
F_{min} &= \min_{y_1, y_2} A_0 + A_1(y_1 + y_2) + (A_2 - A_1)y_1y_2, \\
s.t., y_i &\in [p_i - C_i, p_i + C_i],
\end{aligned}$$

Where $A_0 = P(1|0, 0)$, $A_1 = P(1|0, 1) - P(1|0, 0)$ and $A_2 = P(1|1, 1) - P(1|0, 1)$ are all pre-computable constants given the parameters of the Bayesian network.

Specifically, in order to compute F_{max} and F_{min} , we take partial derivatives of F:

$$\begin{aligned}
\frac{\partial F}{\partial y_1} &= A_1 + (A_2 - A_1)y_2, \\
\frac{\partial F}{\partial y_2} &= A_1 + (A_2 - A_1)y_1.
\end{aligned}$$

Setting $\frac{\partial F}{\partial y_1} = \frac{\partial F}{\partial y_2} = 0$ leads to $y_1^* = y_2^* = \frac{A_1}{A_1 - A_2}$. In order to check if y_i^* correspond to maximum or minimum, evaluate $\frac{\partial^2 F}{\partial y_i^2} = A_2 - A_1$. We have the following scenarios:

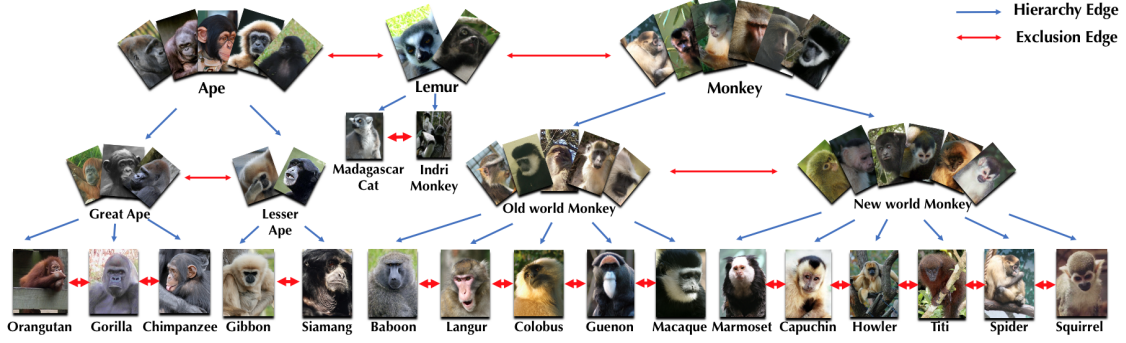


Figure 3: **PrimateNet**. The knowledge structure of PrimateNet dataset. The **Blue** arrows represent the Hierarchical rules between different classes, and the **Red** arrows represent the Exclusive rules. Some exclusive rules are omitted due to the space limit.

- If $y_i^* \in [p_i - C_i, p_i + C_i]$ and $A_2 - A_1 > 0$, then y_i^* correspond to a minimum.
- If $y_i^* \in [p_i - C_i, p_i + C_i]$ and $A_2 - A_1 < 0$, then y_i^* correspond to a maximum.
- If $y_i^* \notin [p_i - C_i, p_i + C_i]$, then y_i is monotonic in the range of $[p_i - C_i, p_i + C_i]$ and the maximum or minimum are found at $p_i \pm C_i$.

Having shown the robustness of probability of one node in the Bayesian network, the robustness of the whole network can be computed recursively from the bottom to the top.

Beyond MLNs and BNs. We can also extend our result beyond MLNs and Bayesian networks. For example, if the reasoning component is a 1-NN classifier and if the sensing output corresponds to the probability of a single training point exists in the training set, we are able to derive *tight* upper and lower bounds of reasoning robustness. The details of this result are presented in the Appendix.

6 Experiments

To certify the End-to-end robustness of *Sensing-Reasoning Pipeline*, we conduct a set of experiments on different datasets and ML tasks including an *image classification* task on PrimateNet dataset created based on Imagenet, and an *information extraction* task with stocks news. We mainly demonstrate **our findings** as follows: (1) With domain knowledge the *Sensing-Reasoning Pipeline* can even improve the benign performance of a single ML sensing model slightly without considering input perturbation. (2) Considering different ratios of sensing models to be attacked (including the scenario where all sensing models are attacked), the certified robustness of *Sensing-Reasoning Pipeline* is always higher than that of a single ML sensing model without domain knowledge. We note that the certified robustness of *Sensing-Reasoning Pipeline* also depends on the quality of the domain knowledge we use, and how to extract and construct “robust” knowledge would be an interesting future direction. (3) Under different input perturbation, our certified robustness bound is relatively tight in practice. Here we will mainly focus on the example of MLN as our reasoning component given that the BN trees could already theoretically provide *tight* certified robustness bound. We evaluate the two image classification and information extraction tasks as below.

6.1 Image Classification on PrimateNet Dataset

Task and Dataset. We aim to evaluate the certified robustness of our *Sensing-Reasoning Pipeline* on large-scale dataset such as ImageNet ILSVRC2012 [DDS⁺09]. In particular, to obtain domain knowledge for the images, we select 18 Primate animal categories to form a PrimateNet dataset, containing {Orangutan, Gorilla, Chimpanzee, Gibbon, Siamang, Madagascar cat, Woolly indris, Guenon, Baboon, Macaque, Langur, Colobus,

Marmosets, Capuchin monkey, Howler monkey, Titi monkey, Spider monkey, Squirrel monkey}. Moreover, we create 7 internal classes {Greater ape, Lesser ape, Ape, Lemur, Old-world monkey, New-world monkey, Monkey} to construct the hierarchical structure according to the WordNet [Fel12]. With such a hierarchical structure, we can build the Primate-class Hierarchy and Exclusion(HEX) graph based on the concepts from [DDJ⁺14] as shown in Fig 3. Within the HEX graph, we develop two types of knowledge rules described as follows:

- Hierarchy rules (u, v) : class u subsumes class v (e.g. Great Ape subsumes Gorilla);
- Exclusion edge (u, v) : class u and class v are naturally exclusive (e.g. Gorilla cannot belong to Great Ape and Lesser Ape at the same time).

We consider each class in the HEX graph as the prediction of one sensing model in the *Sensing-Reasoning Pipeline*, and we construct 25 sensing models as the leaf and internal nodes in the HEX graph. Here we use the MLN as our reasoning component connecting to these sensing models.

Implementation details. For each leaf sensing model, we utilize 1300 images from the ILSVRC2012 training set and 50 images from the ILSVRC2012 dev set. We split the 1300 images into 1000 images for training and 300 for testing. For each internal node, we uniformly sample the training images from all its children nodes’ training images to form its training set with the same size 1300, since there are no specific instances belongs to internal nodes’ categories in PrimateNet.

During training, we utilize the sensing DNN model for each node in the knowledge hierarchy to output probability value given the input images. The models consist of a pre-trained ResNet18 feature extractor concatenated by two Fully-Connected layers with ReLU activation. In order to provide the certified robustness of the end-to-end *Sensing-Reasoning Pipeline*, we adapt the randomized smoothing strategy mentioned in [CRK19] to certify the robustness of sensing models, and then compose it with the certified robustness of the reasoning component. Specifically, we smoothed our sensing models by adding the isotropic Gaussian noise $\epsilon \sim \mathcal{N}(0, \sigma^2 I)$ to the training images during training. We train each sensing model for 80 epochs with the Adam optimizer (initial learning rate is set to 2×10^{-4}) and evaluate sensing models’ performance on the validation set contained 50 images after every training epochs to avoid over-fitting. During testing, we certify the robustness of trained sensing models with the same smoothing parameter σ used during model training.

Knowledge. The knowledge used in this task includes the *hierarchical* and *exclusive* relationships between different categories of the sensing predictions. For instance, the category “Ape” would include all the instances classified as “Greater ape, Lesser ape” (hierarchical); and there should not be any intersection for instances predicted as “Monkey” or “Lemur” (exclusive). Thus, we build our knowledge rules based on the structural relationships such as hierarchy and exclusion knowledge:

- **Hierarchy edge** $u \implies v$: If one object belongs to class u , it should belong to class v as well:

$$x_u \wedge \neg x_v = \text{False} \quad (2)$$

- **Exclusion edge** $u \oplus v$: One object should not belong to class u and class v at the same time:

$$x_u \wedge x_v = \text{False} \quad (3)$$

Threat Model. In this paper we consider a strong attacker who has access to perturbing several sensing models’ input instances during inference time. To perform the attack, the attacker will add perturbation δ , bounded by C_I under the ℓ_2 norm, onto the test instance against the victim sensing models: $\|\delta\|_2 < C_I$. In particular, we consider the attacker to attack α percent of the total sensing models.

Since we apply randomized smoothing to sensing models during training, for each sensing model, we can certify the output probability p' as a function of the original confidence p , the bound of the perturbation C_I , and smoothing parameter σ according to Corollary 2 as below:

$$p' \in [\Phi(\Phi^{-1}(p) - C_I/\sigma), \Phi(\Phi^{-1}(p) + C_I/\sigma)].$$

Evaluation Metrics. To evaluate the certified robustness of *Sensing-Reasoning Pipeline*, we focus on the standard *certified accuracy* on a given test set, and the *certified ratio* measuring the percentage of instances that could be certified within a certain perturbation magnitude/radius.

Based on the previous analysis, given the ℓ_2 based perturbation bound C_I , we can certify the output probability of the *Sensing-Reasoning Pipeline* as $[\mathcal{L}, \mathcal{U}]$. In order to evaluate the certified robustness of *Sensing-Reasoning Pipeline*, we define the **Certified Robustness**, measuring the percentage of instances that could be certified to make correct prediction within a perturbation radius, to evaluate the certified robustness following existing work [CRK19], which is formally defined as:

$$\frac{\sum_{i=1}^N \mathbb{I}(([\mathcal{U}_i < 0.5] \wedge [y_i = 0]) \vee ([\mathcal{L}_i > 0.5] \wedge [y_i = 1]))}{N},$$

where N refers to the number instances and y_i the ground truth label of the given instance i . $\mathbb{I}(\cdot)$ is an indicator function which outputs 1 when its argument takes value true and 0 otherwise.

Moreover, we report the **Certified Ratio** to measure the percentage of instances that could be certified as a consistent prediction within a perturbation radius (even the consistent prediction might be wrong). The Certified Ratio is defined as:

$$\frac{\sum_{i=1}^N \mathbb{I}([\mathcal{U}_i < 0.5] \vee [\mathcal{L}_i > 0.5])}{N}.$$

Here the lower and upper bounds of the output probability \mathcal{L}_i and \mathcal{U}_i indicate the binary prediction of each sensing model. We assume when the output probability is less than 0.5, it outputs 0.

Intuitive Example. Following the HEX graph based knowledge structure and rules, we will show several adversary scenarios which could be mitigated through the inference reasoning phase. For instance, based on Figure 3, if one ‘‘Gorilla’’ object is attacked to be ‘‘Siamang’’ while other sensing nodes remain unaffected, the hierarchical knowledge rule (An object belongs to ‘‘Great Ape’’ class cannot belong to ‘‘Siamang’’ class) and the exclusive knowledge rule (No object could belong to ‘‘Great Ape’’ and ‘‘Siamang’’ classes at the same time) would be violated. Such violation of the knowledge rules would discourage our pipeline to predict ‘‘Siamang’’ as what the attacker wants. However, the *Sensing-Reasoning Pipeline* may not distinguish the ‘‘Orangutan’’, ‘‘Gorilla’’, and ‘‘Chimpanzee’’ classes if the attacker fooled the ‘‘Gorilla’’ sensing completely, which shows the limitation of such structural knowledge, and more knowledge would be required in this case to help improve the robustness.

Evaluation Results. We evaluate the robustness of the *Sensing-Reasoning Pipeline* compared with the baseline which is a single randomized smoothed ML model (without knowledge). We evaluate the certified robustness of both under benign and adversarial scenarios with different smoothing parameter $\sigma \in \{0.12, 0.25, 0.50\}$ and ℓ_2 perturbation bound $C_I = \{\sigma, 2\sigma\}$. The evaluation results are shown in Table 1 and Table 2.

Table 1: *Benign accuracy* (i.e. $C_I = 0, \alpha = 0$) of models with and without knowledge under different smoothing parameters σ evaluated on PrimateNet.

σ	With knowledge	Without knowledge
0.12	0.9670	0.9638
0.25	0.9612	0.9554
0.50	0.9435	0.9371

First, we evaluate both the *Sensing-Reasoning Pipeline* and the smoothed ML model with benign test data as shown in Table 1. It is interesting that the *Sensing-Reasoning Pipeline* with knowledge even outperforms the single model without knowledge about 0.7% over different randomized smoothing parameter σ . It shows that even without attacks, the knowledge could help to improve the classification accuracy slightly, indicating that the domain knowledge integration can help relax the tradeoff between benign accuracy and robustness.

Next, we evaluate the certified robustness of *Sensing-Reasoning Pipeline* and the smoothed ML model considering different smoothing parameters $\sigma = \{0.12, 0.25, 0.50\}$ and the input perturbation bound $C_I = \{\sigma, 2\sigma\}$ in Table 2. We can see that when the attack ratio of sensing models α is small, both the Certified Robustness and Certified Ratio of *Sensing-Reasoning Pipeline* are significantly higher than that of the baseline smoothed ML model. In the meantime, when the sensing attack ratio α is large (e.g. 50%) both the *Sensing-Reasoning Pipeline* and baseline smoothed ML model obtain low Certified Robustness and Certified Ratio, and their performance gap becomes small.

Table 2: Certified Robustness and Certified Ratio under different perturbation magnitude C_I and sensing model attack ratio α on PrimateNet. The sensing models are smoothed with Gaussian noise $\epsilon \sim \mathcal{N}(0, \sigma^2 I)$ with different smoothing parameter σ .

(a) $\sigma = 0.12$					
C_I	α	With knowledge		Without knowledge	
		Cert. Robustness	Cert. Ratio	Cert. Robustness	Cert. Ratio
0.12	10%	0.8849	0.9419	0.5724	0.5724
	20%	0.8078	0.8609	0.5717	0.5717
	30%	0.7508	0.7988	0.5706	0.5706
	50%	0.6236	0.6647	0.5706	0.5706
0.25	10%	0.7888	0.8428	0.2342	0.2342
	20%	0.6226	0.6657	0.2320	0.2320
	30%	0.5225	0.5596	0.2309	0.2309
	50%	0.3594	0.3824	0.2268	0.2268

(b) $\sigma = 0.25$					
C_I	α	With knowledge		Without knowledge	
		Cert. Robustness	Cert. Ratio	Cert. Robustness	Cert. Ratio
0.25	10%	0.8498	0.9499	0.5314	0.5314
	20%	0.7608	0.8952	0.5302	0.5302
	30%	0.7217	0.8048	0.5294	0.5294
	50%	0.6026	0.6747	0.5235	0.5235
0.50	10%	0.7622	0.8489	0.2024	0.2024
	20%	0.5988	0.6467	0.2024	0.2024
	30%	0.5324	0.5541	0.2010	0.2010
	50%	0.3417	0.3615	0.2000	0.2000

(c) $\sigma = 0.50$					
C_I	α	With knowledge		Without knowledge	
		Cert. Robustness	Cert. Ratio	Cert. Robustness	Cert. Ratio
0.50	10%	0.8288	0.9449	0.4762	0.4762
	20%	0.7407	0.8488	0.4749	0.4749
	30%	0.6907	0.7968	0.4736	0.4736
	50%	0.5581	0.6395	0.4635	0.4635
1.00	10%	0.7307	0.8448	0.1679	0.1679
	20%	0.5285	0.6336	0.1615	0.1615
	30%	0.4347	0.5375	0.1612	0.1612
	50%	0.2624	0.3318	0.1584	0.1584

This is interesting and intuitive, since if a large percent of sensing models are attacked, such structure-based knowledge, for which the solution to a given regular expression is not unique, would have higher confidence to prefer the other (wrong) side of the prediction. As a result, it is interesting future work to identify more “robust” knowledge which is resilient against the large attack ratio of sensing models, in addition to the hierarchical structure knowledge.

We also find that when C_I/σ is small ($C_I = \sigma$), the model with knowledge can perform consistently better than the baseline ML models. When C_I/σ is large ($C_I = 2\sigma$), the performance gap becomes even larger. This phenomenon indicates that *Sensing-Reasoning Pipeline* could demonstrate its strength of robustness compared to the traditional smoothed DNN against an adversary with stronger ability.

To further evaluate the strength of our certified robustness, we calculate the *robustness margin* — the difference between the lower bound of the true class probability and the upper bound of the top wrong class probability under different perturbation scales — to inspect the robustness certification (larger difference infer stronger certification). Figure 4 shows the histogram of the robustness margin for model with and without knowledge under smoothing parameter $\sigma = 0.25$ and different perturbation scale C_I . We leave histogram figures under other σ settings in Appendix.

From Figure 4, we can see that under different adversary scenarios, more instances could receive the

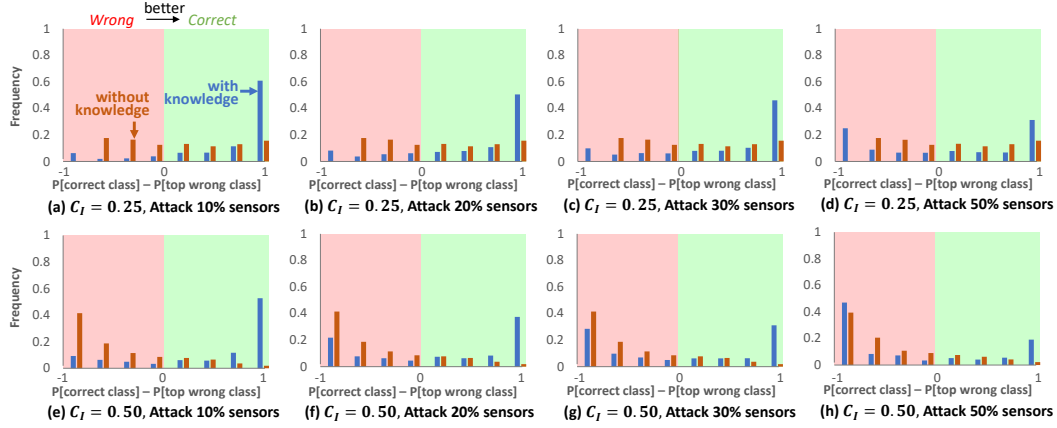


Figure 4: (PrimateNet) Histogram of the **robustness margin** (difference between the probability of the correct class (lower bound) and the top wrong class (upper bound)) under perturbation. If such a difference is positive, it means that the classifier makes the right prediction under perturbation. Evaluation is made under smoothing parameter $\sigma = 0.25$ with ℓ_2 perturbation scale $C_I = \{\sigma, 2\sigma\}$. The ratio of the attacked sensors α equals to 10%, 20%, 30%, 50%.

positive margin (i.e correct prediction) with *Sensing-Reasoning Pipeline*, which indicates its robustness. Moreover, we find that the *Sensing-Reasoning Pipeline* could output a large margin value with high frequency under various attacks. That means, it can certify the robustness of the ground truth class with high confidence, which is challenging for current certified robustness approaches for single ML models.

In addition, to evaluate the utility of different knowledge, we also develop *Sensing-Reasoning Pipeline* by using only one type of knowledge (hierarchical or exclusive relationship only) and the results are shown in Appendix E. We observe that using partial knowledge, the robustness of *Sensing-Reasoning Pipeline* would decrease compared with that using the full knowledge.

6.2 Information Extraction on Stock News

To further evaluate the certified robustness of the reasoning component, in this section we will focus on the perturbation directly added on the reasoning component (e.g. C_S in Figure 1).

Tasks and Dataset. We consider information extraction tasks in NLP based on a stock news dataset — High-Tech dataset which consists of both daily closing asset price and financial news from 2006 to 2013 [DZLD14]. We choose 9 companies with the most news, resulting in 4810 articles related to 9 stocks filtered by company name. We split the dataset into training and testing days chronologically. We define three information extraction tasks as our sensing models: `StockPrice(Day, Company, Price)`, `StockPriceChange(Day, Company, Percent)`, `StockPriceGain(Day, Company)`. The domain knowledge that we integrate depicts the relationships between these relations. We describe the three information extraction tasks in details below.

- **StockPrice(day, company, price)** In this task, we aim to extract the daily closing price of the stock from the article. We first extract numbers in every sentence from the article as candidate relations. Then we label every relation by the given daily closing asset price: label the relation whose number starts with "\$" and has the minimum difference with the given closing price as positive, label others as negative. We train a BERT-based classifier [DCLT19] as the sensing model to judge the relation of whether the number was the closing price of the stock on that day and output the confidence.

- **StockPriceChange(day, company, percent)** In this task, we want to extract the percentage that the closing price of the stock changed from the collected news articles. We first extract numbers in every sentence from the articles as candidate relations. Then we label every relation via yesterday's and today's closing asset price. We train a BERT-based classifier as the sensing model to judge the relations of whether the number was the change rate of the closing price of the stock on that day and output the confidence.

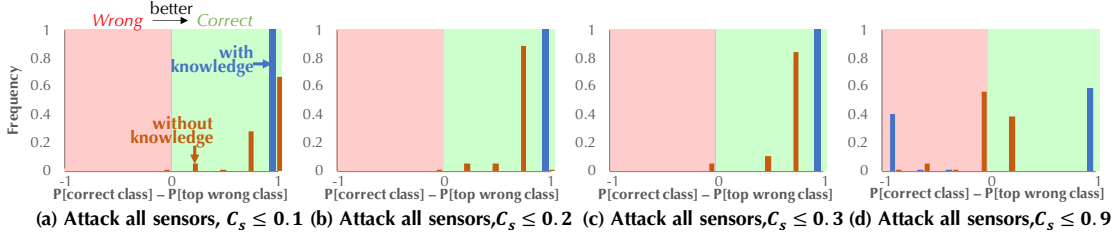


Figure 5: (NLP) Histogram of the **robustness margin** (the difference between the probability of the correct class (lower bound) and the top wrong class (upper bound)) under perturbation. If such a difference is positive, it means that the classifier makes the right prediction under perturbation.

- **StockPriceGain(day, company, gain)** In this task, we want to extract information about whether the closing price of the stock rose or fell on the day based on the news article. We treat each sentence with the stock name and the numbers which start with "\$" as a candidate. Then we judge each relationship by whether it indicates the stock price rose or fell by counting the positive and negative words in the sentence. We label the relation as positive: when $\text{Count}(\text{positive word}) > \text{Count}(\text{negative words})$; and negative: when $\text{Count}(\text{positive word}) < \text{Count}(\text{negative words})$. We train a BERT-base classifier as the sensing model and output the confidence.

Implementation Details. To train BERT classifiers, we use the final hidden state of the first token [CLS] from BERT as the representation of the whole input and we apply dropout with probability $p = 0.5$ on this final hidden state. A fully connected layer is added to the top of BERT for classification. To fine-tune the BERT classifiers for three information tasks, we use Adam optimization with a learning rate of 10^{-5} and weight decay of 10^{-4} . We train our classifiers for 30 epochs with the batch size of 32.

Knowledge. We construct a new test set for the above three tasks. Specifically, for each news article, given the current date d and company name, we extract stock price p_1 on the current date, stock price p_0 on the date before the current date. We also predict whether the stock price goes up or down y ($y = 0$ if the prediction is "down" otherwise $y = 1$) and extract the percentage of stock price change β . The extracted information forms a 4-tuple (p_0, p_1, y, β) that satisfies the following rules (knowledge):

- **Rule 1:** The extracted stock price p_0 and p_1 (sensing model StockPrice) should be consistent with the stock price change prediction (sensing model StockPriceGain).

$$y = \mathbb{I}[p_1 - p_0 > 0] \quad (4)$$

- **Rule 2:** The extracted stock price p_0 and p_1 (sensing model StockPrice) should be consistent with the percentage change of stock price prediction (sensing model StockPriceChange).

$$p_1 \approx p_0 \times [1 + (-1)^{\mathbb{I}[p_1 - p_0 > 0]} \times \beta] \quad (5)$$

Threat Model. We attack sensing models by adding perturbations on a sensing group's top-1 confidence value P without change other choices' confidence value on the perturbed sensing position: $P' = \text{clip}(P - C_S, 10^{-5}, 1 - 10^{-5})$, where C_S is the perturbation scale on the confidence output of sensing models. In our attack setting, we add perturbations on all sensing groups.

Evaluation Metrics. We train the above three BERT sensing models to perform stock information extraction, and connect the sensing models with an MLN based on the knowledge above. What we focus on is the accuracy of StockPrice: whether the extracted relation with top-1 confidence value is the ground truth. We use the same evaluation metrics

Table 3: (NLP) Certified Robustness and Certified Ratio for approaches when all sensing models are attacked.

C_S	With knowledge		Without knowledge	
	Cert. Robustness	Cert. Ratio	Cert. Robustness	Cert. Ratio
0.1	1.0000	1.0000	0.9969	0.9969
0.5	1.0000	1.0000	0.9474	0.9474
0.9	0.5882	0.5882	0.3839	0.3839

Certified Robustness and **Certified Ratio** defined before to evaluate the robust accuracy of our pipeline.

Intuitive Example. Here we show an intuitive example of how our knowledge can help improve the ML robustness under adversarial attacks. Assume our sensors extract the correct stock price information $(p_0^*, p_1^*, y^*, \beta^*)$, where price $p_0^* > p_1^*$ and the stock price change is “down” ($y = 0$) by $\beta\%$. Now if the first stock price extraction sensor is attacked to output an incorrect prediction p'_0 such that $p'_0 < p_1^*$ while other sensors remain intact; p'_0 will violate our knowledge rules 1 and 2. Specifically, the stock price change $p'_0 - p_1^* < 0$ is inconsistent with stock price change prediction $y = 0$, i.e., $p'_0 - p_1^* > 0$. As a result, our reasoning component will reduce the confidence of the wrong prediction p'_0 and increase the confidence of the ground truth p_0^* as it is consistent with knowledge rules, therefore potentially recovers the correct prediction of p_0^* .

Evaluation Results. First, the benign accuracy (e.g. $C_S=0$) of *Sensing-Reasoning Pipeline* on stock price extraction given the newly constructed test set improves from 91.33% (without knowledge) to 100% (with knowledge), which shows that the *Sensing-Reasoning Pipeline* can improve the benign accuracy compared with the vanilla sensing models (without knowledge). Similarly, this again demonstrates that the knowledge integration could help to relax the tradeoff between benign accuracy and model robustness.

We then focus on the robustness of the *Sensing-Reasoning Pipeline* under adversarial perturbations. In particular, to focus on the certified robustness of the reasoning component, we directly add perturbation to the sensing models’ confidence output and send the manipulated confidence prediction to the reasoning component. Since the NLP task has high benign accuracy, we only evaluate the performance with the strongest attack as *attacking all the sensing models* (sensing model attack ratio $\alpha = 100\%$). We find that the *Sensing-Reasoning Pipeline* still provides significantly higher certified robustness and certified ratio even under such strong attacks, as shown in Table 3 and Figure 5. We can see that even with a high perturbation scale ($C_S = 0.5$), the *Sensing-Reasoning Pipeline* can still leverage the knowledge to make inference and achieve almost 100% certified robustness and certified ratio.

7 Related Work

Robustness for Single ML model and Ensemble

Lots of efforts have been made so far to improve the robustness of single ML or ensemble models. Adversarial training [GSS15] and its variations [TKP⁺18, MMS⁺17, XDL⁺18] have generally been more successful in practice, but usually come at the cost of accuracy and increased training time [TSE⁺18]. To further provide certifiable robustness guarantees for ML models, various certifiable defenses and robustness verification approaches have been proposed [KW17, TXT17, CRK19]. Among these strategies, randomized smoothing [CRK19] has achieved scalable performance. With improvements on training including pretraining and adversarial training, the certified robustness bound can be further improved [CRS⁺19, SLR⁺19]. In addition to the single ML model, some work proposed to promote the diversity of classifiers and therefore develop a robust ensemble [PXD⁺19]. Although promising, these defense approaches, either empirical or theoretical, can only improve the robustness of a single ML model. On one hand, certifying or improving the robustness of such single or pure ensemble models is very challenging given that there is no additional information that can be utilized. On the other hand, in practice the ML learning process usually favors a pipeline which is able to incorporate different sensing components as well as domain knowledge together. Thus, certifying the robustness of such pipelines is of great importance.

Robustness of End-to-end Systems

There has been intensive studies on how joint inference between multiple models and predictions within an end-to-end pipeline can help to improve their specific accuracy [XGA⁺19, DDJ⁺14, PD07, McC09, CFM⁺14, CFCM14] and have been applied to a range of real-world applications [BFE11, PZLR14, MZRA15]. Often, these approaches use different statistical inference models such as factor graphs [WJ08], Markov logic networks [RD06], Bayesian networks [Pea00] as a way to integrate knowledge. In this paper, we take a different perspective on this problem — instead of treating joint inference as a way to improve the *application accuracy*, we explore the possibility of using it as a way to improve the end-to-end *model robustness*. As we

will see in this paper, by integrating domain knowledge, we are able to improve the robustness of the ML pipeline significantly. Another line of work tries to analyze the robustness of end-to-end systems with ML components based on their temporal logic properties [DDS19]. However, there is no domain knowledge enhanced robustness that can be improved or certified in these work.

8 Conclusions

We provide the first certified robustness for the *Sensing-Reasoning Pipeline* by incorporating domain knowledge. Our theoretic results provide the certified robustness of such ML pipeline together with its complexity analysis. Our empirical results demonstrate the robustness of *Sensing-Reasoning Pipeline*, and we believe our work would shed light on future research towards improving and certifying robustness for general ML models.

References

- [BFE11] Marenglen Biba, Stefano Ferilli, and Floriana Esposito. Protein fold recognition using markov logic networks. In *Mathematical Approaches to Polymer Sequence Analysis and Related Problems*, pages 69–85. Springer, 2011.
- [BRB17] Wieland Brendel, Jonas Rauber, and Matthias Bethge. Decision-based adversarial attacks: Reliable attacks against black-box machine learning models. *arXiv preprint arXiv:1712.04248*, 2017.
- [CFCM14] Deepayan Chakrabarti, Stanislav Funiak, Jonathan Chang, and Sofus A Macskassy. Joint inference of multiple label types in large networks. *arXiv preprint arXiv:1401.7709*, 2014.
- [CFM⁺14] Liwei Chen, Yansong Feng, Jinghui Mo, Songfang Huang, and Dongyan Zhao. Joint inference for knowledge base population. In *Proceedings of the 2014 Conference on Empirical Methods in Natural Language Processing (EMNLP)*, pages 1912–1923, Doha, Qatar, October 2014. Association for Computational Linguistics.
- [CRK19] Jeremy M Cohen, Elan Rosenfeld, and J Zico Kolter. Certified adversarial robustness via randomized smoothing. *arXiv preprint arXiv:1902.02918*, 2019.
- [CRS⁺19] Yair Carmon, Aditi Raghunathan, Ludwig Schmidt, Percy Liang, and John C Duchi. Unlabeled data improves adversarial robustness. *arXiv preprint arXiv:1905.13736*, 2019.
- [CW17] Nicholas Carlini and David Wagner. Towards evaluating the robustness of neural networks. In *2017 IEEE Symposium on Security and Privacy (SP)*, pages 39–57. IEEE, 2017.
- [CZS⁺17] Pin-Yu Chen, Huan Zhang, Yash Sharma, Jinfeng Yi, and Cho-Jui Hsieh. Zoo: Zeroth order optimization based black-box attacks to deep neural networks without training substitute models. In *Proceedings of the 10th ACM Workshop on Artificial Intelligence and Security*, pages 15–26, 2017.
- [DCLT19] Jacob Devlin, Ming-Wei Chang, Kenton Lee, and Kristina Toutanova. BERT: pre-training of deep bidirectional transformers for language understanding. In Jill Burstein, Christy Doran, and Thamar Solorio, editors, *NAACL-HLT*, pages 4171–4186. Association for Computational Linguistics, 2019.
- [DDJ⁺14] Jia Deng, Nan Ding, Yangqing Jia, Andrea Frome, Kevin Murphy, Samy Bengio, Yuan Li, Hartmut Neven, and Hartwig Adam. Large-scale object classification using label relation graphs. In *European conference on computer vision*, pages 48–64. Springer, 2014.
- [DDS⁺09] J. Deng, W. Dong, R. Socher, L.-J. Li, K. Li, and L. Fei-Fei. ImageNet: A Large-Scale Hierarchical Image Database. In *CVPR09*, 2009.

- [DDS19] Tommaso Dreossi, Alexandre Donzé, and Sanjit A Seshia. Compositional falsification of cyber-physical systems with machine learning components. *Journal of Automated Reasoning*, 63(4):1031–1053, 2019.
- [DZLD14] Xiao Ding, Yue Zhang, Ting Liu, and Junwen Duan. Using structured events to predict stock price movement: An empirical investigation. In *Proceedings of the 2014 Conference on Empirical Methods in Natural Language Processing (EMNLP)*, pages 1415–1425, 2014.
- [EEF⁺18] Kevin Eykholt, Ivan Evtimov, Earlene Fernandes, Bo Li, Amir Rahmati, Chaowei Xiao, Atul Prakash, Tadayoshi Kohno, and Dawn Song. Robust physical-world attacks on deep learning visual classification. In *Proceedings of the IEEE Conference on Computer Vision and Pattern Recognition*, pages 1625–1634, 2018.
- [Fel12] Christiane Fellbaum. Wordnet. *The encyclopedia of applied linguistics*, 2012.
- [GDS⁺18] Sven Gowal, Krishnamurthy Dvijotham, Robert Stanforth, Rudy Bunel, Chongli Qin, Jonathan Uesato, Relja Arandjelovic, Timothy Mann, and Pushmeet Kohli. On the effectiveness of interval bound propagation for training verifiably robust models. *arXiv preprint arXiv:1810.12715*, 2018.
- [GSS15] Ian J. Goodfellow, Jonathon Shlens, and Christian Szegedy. Explaining and harnessing adversarial examples. *ICLR*, 2015.
- [JBC⁺19] Jörn-Henrik Jacobsen, Jens Behrmann, Nicholas Carlini, Florian Tramer, and Nicolas Papernot. Exploiting excessive invariance caused by norm-bounded adversarial robustness. *arXiv preprint arXiv:1903.10484*, 2019.
- [KW17] J Zico Kolter and Eric Wong. Provable defenses against adversarial examples via the convex outer adversarial polytope. *arXiv preprint arXiv:1711.00851*, 2017.
- [LCLS16] Yanpei Liu, Xinyun Chen, Chang Liu, and Dawn Song. Delving into transferable adversarial examples and black-box attacks. *arXiv preprint arXiv:1611.02770*, 2016.
- [LD07] Daniel Lowd and Pedro Domingos. Efficient weight learning for markov logic networks. In Joost N. Kok, Jacek Koronacki, Ramon Lopez de Mantaras, Stan Matwin, Dunja Mladenič, and Andrzej Skowron, editors, *Knowledge Discovery in Databases: PKDD 2007*, pages 200–211, Berlin, Heidelberg, 2007. Springer Berlin Heidelberg.
- [LDH⁺07] Hans-Andrea Loeliger, Justin Dauwels, Junli Hu, Sascha Korl, Li Ping, and Frank R Kschischang. The factor graph approach to model-based signal processing. *Proceedings of the IEEE*, 95(6):1295–1322, 2007.
- [LFWD20] Chizhou Liu, Yunzhen Feng, Ranran Wang, and Bin Dong. Enhancing certified robustness of smoothed classifiers via weighted model ensembling. *arXiv preprint arXiv:2005.09363*, 2020.
- [LQXL20] Linyi Li, Xiangyu Qi, Tao Xie, and Bo Li. Sok: Certified robustness for deep neural networks. *arXiv preprint arXiv:2009.04131*, 2020.
- [LZLX19] Linyi Li, Zexuan Zhong, Bo Li, and Tao Xie. Robustra: training provable robust neural networks over reference adversarial space. In *Proceedings of the 28th International Joint Conference on Artificial Intelligence*, pages 4711–4717. AAAI Press, 2019.
- [McC09] Andrew McCallum. Joint inference for natural language processing. In *Proceedings of the Thirteenth Conference on Computational Natural Language Learning (CoNLL-2009)*, page 1, Boulder, Colorado, June 2009. Association for Computational Linguistics.
- [MMS⁺17] Aleksander Madry, Aleksandar Makelov, Ludwig Schmidt, Dimitris Tsipras, and Adrian Vladu. Towards deep learning models resistant to adversarial attacks. *arXiv preprint arXiv:1706.06083*, 2017.

- [MZRA15] Emily K. Mallory, Ce Zhang, Christopher Ré, and Russ B. Altman. Large-scale extraction of gene interactions from full-text literature using DeepDive. *Bioinformatics*, 32(1):106–113, 09 2015.
- [PD07] Hoifung Poon and Pedro Domingos. Joint inference in information extraction. In *AAAI*, volume 7, pages 913–918, 2007.
- [Pea00] Judea Pearl. *Causality: Models, Reasoning, and Inference*. Cambridge University Press, USA, 2000.
- [PMG16] Nicolas Papernot, Patrick McDaniel, and Ian Goodfellow. Transferability in machine learning: from phenomena to black-box attacks using adversarial samples. *arXiv preprint arXiv:1605.07277*, 2016.
- [PXD⁺19] Tianyu Pang, Kun Xu, Chao Du, Ning Chen, and Jun Zhu. Improving adversarial robustness via promoting ensemble diversity. *arXiv preprint arXiv:1901.08846*, 2019.
- [PZLR14] Shanan E. Peters, Ce Zhang, Miron Livny, and Christopher Ré. A machine reading system for assembling synthetic paleontological databases. *PLOS ONE*, 9(12):1–22, 12 2014.
- [QXY⁺20] Haonan Qiu, Chaowei Xiao, Lei Yang, Xincheng Yan, Honglak Lee, and Bo Li. Semanticadv: Generating adversarial examples via attribute-conditioned image editing. In *European Conference on Computer Vision*, pages 19–37. Springer, 2020.
- [RD06] Matthew Richardson and Pedro Domingos. Markov logic networks. *Machine Learning*, 62(1-2):107–136, 2006.
- [SD08] Parag Singla and Pedro Domingos. Lifted first-order belief propagation. In *Proceedings of the 23rd National Conference on Artificial Intelligence - Volume 2, AAAI’08*, page 1094–1099. AAAI Press, 2008.
- [Sha49] Claude E Shannon. Communication theory of secrecy systems. *The Bell system technical journal*, 28(4):656–715, 1949.
- [SLR⁺19] Hadi Salman, Jerry Li, Ilya Razenshteyn, Pengchuan Zhang, Huan Zhang, Sebastien Bubeck, and Greg Yang. Provably robust deep learning via adversarially trained smoothed classifiers. In *Advances in Neural Information Processing Systems*, pages 11289–11300, 2019.
- [TKP⁺18] Florian Tramèr, Alexey Kurakin, Nicolas Papernot, Dan Boneh, and Patrick McDaniel. Ensemble adversarial training: Attacks and defenses. *ICLR*, 2018.
- [TSE⁺18] Dimitris Tsipras, Shibani Santurkar, Logan Engstrom, Alexander Turner, and Aleksander Madry. Robustness may be at odds with accuracy). *ICLR 2019*, 2018.
- [TXT17] Vincent Tjeng, Kai Xiao, and Russ Tedrake. Evaluating robustness of neural networks with mixed integer programming. *arXiv preprint arXiv:1711.07356*, 2017.
- [WJ08] Martin J. Wainwright and Michael I. Jordan. Graphical models, exponential families, and variational inference. *Foundations and Trends® in Machine Learning*, 1(1–2):1–305, 2008.
- [WZC⁺18] Lily Weng, Huan Zhang, Hongge Chen, Zhao Song, Cho-Jui Hsieh, Luca Daniel, Duane Boning, and Inderjit Dhillon. Towards fast computation of certified robustness for relu networks. In *International Conference on Machine Learning*, pages 5276–5285, 2018.
- [XDL⁺18] Chaowei Xiao, Ruizhi Deng, Bo Li, Fisher Yu, Mingyan Liu, and Dawn Song. Characterizing adversarial examples based on spatial consistency information for semantic segmentation. In *Proceedings of the European Conference on Computer Vision (ECCV)*, pages 217–234, 2018.

- [XGA⁺19] Zhe Xu, Ivan Gavran, Yousef Ahmad, Rupak Majumdar, Daniel Neider, Ufuk Topcu, and Bo Wu. Joint inference of reward machines and policies for reinforcement learning. *arXiv preprint arXiv:1909.05912*, 2019.
- [XLZ⁺18] Chaowei Xiao, Bo Li, Jun-Yan Zhu, Warren He, Mingyan Liu, and Dawn Song. Generating adversarial examples with adversarial networks. *arXiv preprint arXiv:1801.02610*, 2018.
- [YM04] Jonathan S Yedidia and Emin Martinian. Quantizing signals using sparse generator factor graph codes, August 3 2004. US Patent 6,771,197.
- [ZRC⁺17] Ce Zhang, Christopher Ré, Michael Cafarella, Christopher De Sa, Alex Ratner, Jaeho Shin, Feiran Wang, and Sen Wu. Deepdive: Declarative knowledge base construction. *Commun. ACM*, 60(5):93–102, April 2017.
- [ZWC⁺18] Huan Zhang, Tsui-Wei Weng, Pin-Yu Chen, Cho-Jui Hsieh, and Luca Daniel. Efficient neural network robustness certification with general activation functions. In *Advances in neural information processing systems*, pages 4939–4948, 2018.

A Hardness of General Distribution

We first recall that the following definitions:

Counting. Given input polynomial-time computable weight function $w(\cdot)$ and query function $Q(\cdot)$, parameters α , a real number $\varepsilon_c > 0$, a COUNTING oracle outputs a real number Z such that

$$1 - \varepsilon_c \leq \frac{Z}{\mathbf{E}_{\sigma \sim \pi_\alpha} [Q(\sigma)]} \leq 1 + \varepsilon_c.$$

Robustness. Given input polynomial-time computable weight function $w(\cdot)$ and query function $Q(\cdot)$, parameters α , two real numbers $\epsilon > 0$ and $\delta > 0$, a ROBUSTNESS oracle decides, for any $\alpha' \in P^{[m]}$ such that $\|\alpha - \alpha'\|_\infty \leq \epsilon$, whether the following is true:

$$|\mathbf{E}_{\sigma \sim \pi_\alpha} [Q(\sigma)] - \mathbf{E}_{\sigma \sim \pi_{\alpha'}} [Q(\sigma)]| < \delta.$$

A.1 Proof of Theorem 5

Theorem 5 (COUNTING \leq_t ROBUSTNESS). Given polynomial-time computable weight function $w(\cdot)$ and query function $Q(\cdot)$, parameters α and real number $\varepsilon_c > 0$, the instance of COUNTING, $(w, Q, \alpha, \varepsilon_c)$ can be determined by up to $O(1/\varepsilon_c^2)$ queries of the ROBUSTNESS oracle with input perturbation $\epsilon = O(\varepsilon_c)$.

Proof. Let $(w, Q, \alpha, \varepsilon_c)$ be an instance of COUNTING. Define a new distribution τ_β over X with a single parameter $\beta \in \mathbb{R}$ such that $\tau_\beta(\sigma) \propto t(\sigma; \beta)$, where $t(\sigma; \beta) = w(\sigma; \alpha) \exp(\beta Q(\sigma))$. Since Q is polynomial-time computable, τ_β is accessible for any β . We will choose β later. For $i \in \{0, 1\}$, define $Z_i := \sum_{\sigma: Q(\sigma)=i} w(\sigma; \alpha)$. Then we have

$$\begin{aligned} \mathbf{E}_{\sigma \sim \pi_\alpha} [Q(\sigma)] &= \frac{Z_1}{Z_0 + Z_1}, \\ \mathbf{E}_{\sigma \sim \tau_\beta} [Q(\sigma)] &= \frac{e^\beta Z_1}{Z_0 + e^\beta Z_1}. \end{aligned}$$

We further define

$$\begin{aligned} Y^+(\beta, x) &:= \mathbf{E}_{\sigma \sim \tau_{\beta+x}} [Q(\sigma)] - \mathbf{E}_{\sigma \sim \tau_\beta} [Q(\sigma)] \\ &= \frac{e^x e^\beta Z_1}{Z_0 + e^x e^\beta Z_1} - \frac{e^\beta Z_1}{Z_0 + e^\beta Z_1} \\ &= \frac{(e^x - 1) e^\beta Z_0 Z_1}{(Z_0 + e^x e^\beta Z_1)(Z_0 + e^\beta Z_1)} \\ &= \frac{(e^x - 1) e^\beta}{R + (e^x + 1) e^\beta + \frac{e^x e^{2\beta}}{R}}, \end{aligned}$$

where $R := \frac{Z_0}{Z_1}$, and similarly

$$\begin{aligned} Y^-(\beta, x) &:= \mathbf{E}_{\sigma \sim \tau_\beta} [Q(\sigma)] - \mathbf{E}_{\sigma \sim \tau_{\beta-x}} [Q(\sigma)] \\ &= \frac{e^\beta Z_1}{Z_0 + e^\beta Z_1} - \frac{e^{-x} e^\beta Z_1}{Z_0 + e^{-x} e^\beta Z_1} \\ &= \frac{(1 - e^{-x}) e^\beta Z_0 Z_1}{(Z_0 + e^{-x} e^\beta Z_1)(Z_0 + e^\beta Z_1)} \\ &= \frac{(e^x - 1) e^\beta}{e^x R + (e^x + 1) e^\beta + \frac{e^{2\beta}}{R}}. \end{aligned}$$

Easy calculation implies that for $x > 0$, $Y^+(\beta, x) > Y^-(\beta, x)$ if and only if $R > e^\beta$. Note that

$$Y^+(\beta, x) = \frac{e^x - 1}{Re^{-\beta} + e^x + 1 + \frac{e^{x+\beta}}{R}} \leq \frac{e^{x/2} - 1}{e^{x/2} + 1};$$

$$Y^-(\beta, x) = \frac{e^x - 1}{Re^{x-\beta} + e^x + 1 + \frac{e^\beta}{R}} \leq \frac{e^{x/2} - 1}{e^{x/2} + 1}.$$

The two maximum are achieved when $R = e^{\beta \pm x/2}$. We will choose $x = O(\varepsilon_c)$. Define

$$Y(\beta) := \max\{Y^+(\beta, x), Y^-(\beta, x)\} = \begin{cases} \frac{e^x - 1}{Re^{-\beta} + e^x + 1 + \frac{e^{x+\beta}}{R}} & \text{if } e^\beta < R; \\ \frac{e^x - 1}{Re^{x-\beta} + e^x + 1 + \frac{e^\beta}{R}} & \text{if } e^\beta \geq R. \end{cases}$$

This function Y is increasing in $[0, \log R - x/2]$, decreasing in $[\log R - x/2, \log R]$, increasing in $[\log R, \log R + x/2]$ again, and decreasing in $[\log R + x/2, \infty)$ once again.

Our goal is to estimate R . For any fixed β , we will query the ROBUSTNESS oracle with parameters (t, Q, β, x, δ) . Using binary search in δ , we can estimate the function $Y(\beta)$ above efficiently with additive error ε'_c with at most $O(\log \frac{1}{\varepsilon'_c})$ oracle calls. We use binary search once again in β so that it stops only if $Y(\beta_0) \geq \frac{e^{x/2}-1}{e^{x/2}+1} - \varepsilon_0$ for some β_0 and the accuracy $\varepsilon_0 \leq \frac{e^{x/2}-1}{2(e^{x/2}+1)}$ is to be fixed later. In particular, $Y(\beta_0) \geq \frac{e^{x/2}-1}{2(e^{x/2}+1)}$. Note that here ε_0 is the accumulated error from binary searching twice.

We claim that β_0 is a good estimators to $\log R$. First assume that $e^{\beta_0} < R$, which implies that

$$\begin{aligned} \frac{e^{x/2} - 1}{e^{x/2} + 1} - Y(\beta_0) &= \frac{e^{x/2} - 1}{e^{x/2} + 1} - \frac{e^x - 1}{Re^{-\beta_0} + e^x + 1 + \frac{e^{x+\beta_0}}{R}} \\ &= \frac{(e^x - 1)}{(e^{x/2} + 1)^2 (Re^{-\beta_0} + e^x + 1 + \frac{e^{x+\beta_0}}{R})} \left(\sqrt{Re^{-\beta_0}} - \sqrt{\frac{e^{x+\beta_0}}{R}} \right)^2 \\ &= \frac{Y(\beta_0)}{(e^{x/2} + 1)^2} \left(\sqrt{Re^{-\beta_0}} - \sqrt{\frac{e^{x+\beta_0}}{R}} \right)^2 \leq \varepsilon_0. \end{aligned}$$

Thus,

$$\left| \sqrt{Re^{-\beta_0}} - \sqrt{\frac{e^{x+\beta_0}}{R}} \right| \leq \sqrt{\frac{2\varepsilon_0(e^{x/2} + 1)^3}{e^{x/2} - 1}}.$$

Let $\rho := Re^{-\beta_0}$. Note that $\rho > 1$. We choose $\varepsilon_0 := \frac{1}{2} \left(\frac{e^{x/2}-1}{e^{x/2}+1} \right)^3$. Then $|\sqrt{\rho} - \sqrt{e^x/\rho}| < e^{x/2} - 1$. If $\rho \geq e^x$, then $|\sqrt{\rho} - \sqrt{e^x/\rho}| \geq e^{x/2} - 1$, a contradiction. Thus, $\rho < e^x$. It implies that $1 < \frac{R}{e^{\beta_0}} < e^x$. Similarly for the case of $e^{\beta_0} > R$, we have that $e^{-x} < \frac{R}{e^{\beta_0}} < 1$. Thus in both cases, we have our estimator

$$e^{-x} < \frac{R}{e^{\beta_0}} < e^x.$$

Finally, to estimate $\mathbf{E}_{\sigma \sim \pi_\alpha} [Q(\sigma)] = \frac{1}{1+R}$ with multiplicative error ε_c , we only need to pick $x := \log(1 + \varepsilon_c) = O(\varepsilon_c)$. \square

B Robustness of MLN

B.1 Lagrange multipliers

Before proving the robustness result of MLN, we first briefly review the technique of Lagrange multipliers for constrained optimization: Consider following problem P,

$$P: \max_{x_1, x_2} f(x_1) + g(x_2), \quad s.t., x_1 = x_2, \quad h(x_1), k(x_2) \geq 0.$$

Introducing another real variable λ , we define the following problem P',

$$P': \max_{x_1, x_2} f(x_1) + g(x_2) + \lambda(x_1 - x_2), \quad s.t., h(x_1), k(x_2) \geq 0.$$

For all λ , let (x_1^*, x_2^*) be the solution of P and let (\bar{x}_1, \bar{x}_2) be the solution of P', we have

$$f(x_1^*) + g(x_2^*) \leq f(x_1^*) + g(x_2^*) + \lambda(x_1^* - x_2^*) \leq f(\bar{x}_1) + g(\bar{x}_2) + \lambda(\bar{x}_1 - \bar{x}_2)$$

B.2 Proof of Lemma 6

Lemma 6 (MLN Robustness). Given access to partition functions $Z_1(\{p_i(X)\}_{i \in [n]})$ and $Z_2(\{p_i(X)\}_{i \in [n]})$, and a maximum perturbation C , $\forall \epsilon_1, \dots, \epsilon_n$, if $\forall i. |\epsilon_i| < C$, we have that $\forall \lambda_1, \dots, \lambda_n \in \mathbb{R}$,

$$\begin{aligned} \max_{\{|\epsilon_i| < C\}} \ln \mathbb{E}[R_{MLN}(\{p_i(X) + \epsilon_i\}_{i \in [n]})] &\leq \max_{\{|\epsilon_i| < C\}} \widetilde{Z}_1(\{\epsilon_i\}_{i \in [n]}) - \min_{\{|\epsilon'_i| < C\}} \widetilde{Z}_2(\{\epsilon'_i\}_{i \in [n]}) \\ \min_{\{|\epsilon_i| < C\}} \ln \mathbb{E}[R_{MLN}(\{p_i(X) + \epsilon_i\}_{i \in [n]})] &\geq \min_{\{|\epsilon_i| < C\}} \widetilde{Z}_1(\{\epsilon_i\}_{i \in [n]}) - \max_{\{|\epsilon'_i| < C\}} \widetilde{Z}_2(\{\epsilon'_i\}_{i \in [n]}) \end{aligned}$$

where

$$\widetilde{Z}_r(\{\epsilon_i\}_{i \in [n]}) = \ln Z_r(\{p_i(X) + \epsilon_i\}_{i \in [n]}) + \sum_i \lambda_i \epsilon_i.$$

Proof. Consider the upper bound, we have

$$\begin{aligned} &\max_{\{|\epsilon_i| < C\}} \ln \mathbb{E}[R_{MLN}(\{p_i(X) + \epsilon_i\}_{i \in [n]})] \\ &= \max_{\{|\epsilon_i| < C\}} \ln \left(\frac{Z_1(\{p_i(X) + \epsilon_i\}_{i \in [n]})}{Z_2(\{p_i(X) + \epsilon_i\}_{i \in [n]})} \right) \\ &= \max_{\{\epsilon_i\}, \{\epsilon'_i\}} \ln Z_1(\{p_i(X) + \epsilon_i\}_{i \in [n]}) - \ln Z_2(\{p_i(X) + \epsilon'_i\}_{i \in [n]}) \\ &\quad s.t., \epsilon_i = \epsilon'_i, \quad |\epsilon_i|, |\epsilon'_i| \leq C. \end{aligned}$$

Introducing Lagrange multipliers $\{\lambda_i\}$. Note that any choice of $\{\lambda_i\}$ corresponds to a valid upper bound. Thus $\forall \lambda_1, \dots, \lambda_n \in \mathbb{R}$, we can reformulate the above into

$$\begin{aligned} &\max_{\{|\epsilon_i| < C\}} \ln \mathbb{E}[R_{MLN}(\{p_i(X) + \epsilon_i\}_{i \in [n]})] \\ &\leq \max_{\{\epsilon_i\}, \{\epsilon'_i\}} \ln Z_1(\{p_i(X) + \epsilon_i\}_{i \in [n]}) - \ln Z_2(\{p_i(X) + \epsilon'_i\}_{i \in [n]}) + \sum_i \lambda_i (\epsilon_i - \epsilon'_i), \\ &\quad s.t., |\epsilon_i|, |\epsilon'_i| \leq C. \end{aligned}$$

Define

$$\begin{aligned} \widetilde{Z}_1(\{\epsilon_i\}_{i \in [n]}) &= \ln Z_1(\{p_i(X) + \epsilon_i\}_{i \in [n]}) + \sum_i \lambda_i \epsilon_i. \\ \widetilde{Z}_2(\{\epsilon'_i\}_{i \in [n]}) &= \ln Z_2(\{p_i(X) + \epsilon'_i\}_{i \in [n]}) + \sum_i \lambda_i \epsilon'_i, \end{aligned}$$

We have the claimed upper-bound,

$$\max_{\{|\epsilon_i| < C\}} \ln \mathbb{E}[R_{MLN}(\{p_i(X) + \epsilon_i\}_{i \in [n]})] \leq \max_{\{|\epsilon_i| < C\}} \widetilde{Z}_1(\{\epsilon_i\}_{i \in [n]}) - \min_{\{|\epsilon'_i| < C\}} \widetilde{Z}_2(\{\epsilon'_i\}_{i \in [n]}).$$

Similarly, the lower-bound can be written in terms of Lagrange multipliers, and $\forall \lambda_1, \dots, \lambda_n \in \mathbb{R}$, we have

$$\begin{aligned} & \min_{\{|\epsilon_i| < C\}} \ln \mathbb{E}[R_{MLN}(\{p_i(X) + \epsilon_i\}_{i \in [n]})] \\ & \geq \min_{\{\epsilon_i, \epsilon'_i\}} \ln Z_1(\{p_i(X) + \epsilon_i\}_{i \in [n]}) - \ln Z_2(\{p_i(X) + \epsilon'_i\}_{i \in [n]}) + \sum_i \lambda_i (\epsilon_i - \epsilon'_i), \\ & \quad s.t., |\epsilon_i|, |\epsilon'_i| \leq C. \end{aligned}$$

Hence we have the claimed lower-bound,

$$\min_{\{|\epsilon_i| < C\}} \ln \mathbb{E}[R_{MLN}(\{p_i(X) + \epsilon_i\}_{i \in [n]})] \geq \min_{\{|\epsilon_i| < C\}} \widetilde{Z}_1(\{\epsilon_i\}_{i \in [n]}) - \max_{\{|\epsilon'_i| < C\}} \widetilde{Z}_2(\{\epsilon'_i\}_{i \in [n]}).$$

□

B.3 Supplementary results for Algorithm 1

Proposition (Monotonicity). When $\lambda_i \geq 0$, $\widetilde{Z}_r(\{\epsilon_i\}_{i \in [n]})$ monotonically increases w.r.t. ϵ_i ; When $\lambda_i \leq -1$, $\widetilde{Z}_r(\{\epsilon_i\}_{i \in [n]})$ monotonically decreases w.r.t. ϵ_i .

Proof. Recall that by definition we have

$$Z_r(\{p_i(X) + \epsilon_i\}_{i \in [n]}) = \sum_{\sigma \in \mathcal{I}_r} \exp \left\{ \sum_{G_i \in \mathcal{G}} w_{G_i}(p_i(X) + \epsilon_i) \sigma(x_i) + \sum_{H \in \mathcal{H}} w_H f_H(\sigma(\bar{\mathbf{v}}_H)) \right\}$$

where $w_{G_i}(p_i(x)) = \log[p_i(X)/(1 - p_i(X))]$ and $\mathcal{I}_1 = \Sigma \wedge \{\sigma(v) = 1\}$ and $\mathcal{I}_2 = \Sigma$. We can rewrite the perturbation on $p_i(X)$ as a perturbation on w_{G_i} :

$$w_{G_i}(p_i(X) + \epsilon_i) = w_{G_i} + \tilde{\epsilon}_i,$$

where

$$\tilde{\epsilon}_i = \log \left[\frac{(1 - p_i(X))(p_i(X) + \epsilon_i)}{p_i(X)(1 - p_i(X) - \epsilon_i)} \right].$$

Note that $\tilde{\epsilon}_i$ is monotonic in ϵ_i . We also have

$$\ln \mathbb{E}[R_{MLN}(\{p_i(X) + \epsilon_i\}_{i \in [n]})] = \ln \mathbb{E}[R_{MLN}(\{w_{G_i}(X) + \tilde{\epsilon}_i\}_{i \in [n]})]$$

We can hence apply the same Lagrange multiplier procedure as in the above proof of Lemma 6 and conclude that

$$\begin{aligned} \widetilde{Z}_r(\{\epsilon_i\}_{i \in [n]}) &:= \ln Z_r(\{p_i(X) + \epsilon_i\}_{i \in [n]}) + \sum_i \lambda_i \epsilon_i \\ &= \ln Z_r(\{w_{G_i}(X) + \tilde{\epsilon}_i\}_{i \in [n]}) + \sum_i \lambda_i \tilde{\epsilon}_i, \end{aligned}$$

where $\epsilon_i \in [-C, C]$, $\tilde{\epsilon}_i \in [-C', C']$ with $C' = \log \left[\frac{(1 - p_i(X))(p_i(X) + C)}{p_i(X)(1 - p_i(X) - C)} \right]$. We are now in the position to rewrite \widetilde{Z}_r as a function of $\tilde{\epsilon}_i$ and obtain

$$\begin{aligned} \widetilde{Z}_r(\{\epsilon'_i\}_{i \in [n]}) &= \ln \sum_{\sigma \in \mathcal{I}_r} \exp \left\{ \sum_{G_i \in \mathcal{G}} (w_{G_i} + \tilde{\epsilon}_i) \sigma(x_i) + \sum_{H \in \mathcal{H}} w_H f_H(\sigma(\bar{\mathbf{v}}_H)) \right\} + \sum_i \lambda_i \tilde{\epsilon}_i \\ &= \ln \sum_{\sigma \in \mathcal{I}_r} \exp \left\{ \sum_{G_i \in \mathcal{G}} w_{G_i} \sigma(x_i) + \sum_i (\sigma(x_i) + \lambda_i) \tilde{\epsilon}_i + \sum_{H \in \mathcal{H}} w_H f_H(\sigma(\bar{\mathbf{v}}_H)) \right\} \end{aligned}$$

Since $\sigma(x_i) \in \{0, 1\}$, when $\lambda_i \geq 0$, $\sigma(x_i) + \lambda_i \geq 0$ and \widetilde{Z}_r monotonically increases in $\tilde{\epsilon}_i$ and hence in ϵ_i . When $\lambda_i \leq -1$, $\sigma(x_i) + \lambda_i \leq 0$ and \widetilde{Z}_r monotonically decreases in $\tilde{\epsilon}_i$ and hence in ϵ_i . \square

Proposition (Convexity). $\widetilde{Z}_r(\{\tilde{\epsilon}_i\}_{i \in [n]})$ is a convex function in $\tilde{\epsilon}_i, \forall i$ with

$$\tilde{\epsilon}_i = \log \left[\frac{(1 - p_i(X))(p_i(X) + \epsilon_i)}{p_i(X)(1 - p_i(X) - \epsilon_i)} \right].$$

Proof. We take the second derivative of \widetilde{Z}_r with respect to $\tilde{\epsilon}_i$,

$$\begin{aligned} \frac{\partial^2 \widetilde{Z}_r}{\partial \epsilon_1^2} &= \frac{\sum_{\sigma \in \mathcal{I}_r} (\sigma(x_i) + \lambda_i)^2 \exp \left\{ \sum_{G_j \in \mathcal{G}} w_{G_j} \sigma(x_j) + \sum_j (\sigma(x_j) + \lambda_j) \tilde{\epsilon}_j + \sum_{H \in \mathcal{H}} w_H f_H(\sigma(\bar{\mathbf{v}}_H)) \right\}}{\sum_{\sigma \in \mathcal{I}_r} \exp \left\{ \sum_{G_j \in \mathcal{G}} w_{G_j} \sigma(x_j) + \sum_j (\sigma(x_j) + \lambda_j) \tilde{\epsilon}_j + \sum_{H \in \mathcal{H}} w_H f_H(\sigma(\bar{\mathbf{v}}_H)) \right\}} \\ &\quad - \left[\frac{\sum_{\sigma \in \mathcal{I}_r} (\sigma(x_i) + \lambda_i) \exp \left\{ \sum_{G_j \in \mathcal{G}} w_{G_j} \sigma(x_j) + \sum_j (\sigma(x_j) + \lambda_j) \tilde{\epsilon}_j + \sum_{H \in \mathcal{H}} w_H f_H(\sigma(\bar{\mathbf{v}}_H)) \right\}}{\sum_{\sigma \in \mathcal{I}_r} \exp \left\{ \sum_{G_j \in \mathcal{G}} w_{G_j} \sigma(x_j) + \sum_j (\sigma(x_j) + \lambda_j) \tilde{\epsilon}_j + \sum_{H \in \mathcal{H}} w_H f_H(\sigma(\bar{\mathbf{v}}_H)) \right\}} \right]^2. \end{aligned}$$

The above is simply the variance of $\sigma(x_i) + \lambda_i$, namely $\mathbb{E}[(\sigma(x_i) + \lambda_i)^2] - \mathbb{E}[\sigma(x_i) + \lambda_i]^2 \geq 0$. The convexity of \widetilde{Z}_r in $\tilde{\epsilon}_i$ follows. \square

C Bayesian Networks

A Bayesian network is a probabilistic graphical model which represents a set of variables and their conditional dependencies with a directed acyclic graph. Let us first consider a Bayesian Network with tree structure, the probability of a random variable being 1 is given by

$$\Pr[X = 1, \{p_i\}] = \sum_{x_1, \dots, x_n} P(1|x_1, \dots, x_n) \prod_i p_i^{x_i} (1 - p_i)^{1-x_i}.$$

We now introduce the set of perturbation $\{\epsilon_i\}$ on $\{p_i\}$ and consider the maximum resultant probability:

$$\begin{aligned} &\max_{\epsilon_1, \dots, \epsilon_n} \sum_{x_1, \dots, x_n} P(1|x_1, \dots, x_n) \prod_i (p_i + \epsilon_i)^{x_i} (1 - p_i - \epsilon_i)^{1-x_i} \\ &= \max_{\epsilon_1, \dots, \epsilon_n} \sum_{x_1, \dots, x_{n-1}} \left(\prod_{i < n} (p_i + \epsilon_i)^{x_i} (1 - p_i - \epsilon_i)^{1-x_i} \right) \times \\ &\quad \left(P(1|x_1, \dots, x_{n-1}, 0)(1 - p_n - \epsilon_n) + P(1|x_1, \dots, x_{n-1}, 1)(p_n + \epsilon_n) \right) \\ &= \max_{\epsilon_1, \dots, \epsilon_n} \sum_{x_1, \dots, x_{n-1}} \left(\prod_{i < n} (p_i + \epsilon_i)^{x_i} (1 - p_i - \epsilon_i)^{1-x_i} \right) \times \\ &\quad \left(P(1|x_1, \dots, x_{n-1}, 0) + (P(1|x_1, \dots, x_{n-1}, 1) - P(1|x_1, \dots, x_{n-1}, 0))(p_n + \epsilon_n) \right). \end{aligned}$$

In the above we have isolated the last variable in the expression. Without additional structure, the above optimisation over perturbation is hard. We state the general hardness result in the following theorem.

Theorem (BN hardness). Given a Bayesian network with a set of parameters $\{p_i\}$, a set of perturbation parameters $\{\epsilon_i\}$ and threshold δ , deciding whether

$$|\Pr[X = 1; \{p_i\}] - \Pr[X = 1; \{p_i + \epsilon_i\}]| < \delta$$

is at least as hard as estimating $\Pr[X = 1; \{p_i\}]$ up to ϵ_c multiplicative error, with $\epsilon_i = O(\epsilon_c)$.

Proof. Let $\alpha = [p_i]$, $Q(\sigma) = X$ and π_α defined by the the probability distribution of a target random variable. Since $X \in \{0, 1\}$, we have $\mathbf{E}_{\sigma \sim \pi_\alpha} [Q(\sigma)] = \mathbf{Pr}[X = 1; \{p_i\}]$. The proof then follows analogously from Theorem 4 (COUNTING \leq_t ROBUSTNESS). \square

If additionally we require the Bayesian network to be binary trees, we show that the optimisation over perturbation and the checking of robustness of the model is trackable. We summarise the procedure for checking robustness of binary tree structured BNs in the following theorem.

Theorem (Binary BN Robustness). Given a Bayesian network with binary tree structure, and the set of parameters $\{p_i\}$, the probability of a variable $X = 1$,

$$\mathbf{Pr}[X = 1, \{p_i\}] = \sum_{x_1, x_2} P(1|x_1, x_2) \prod_i p_i^{x_i} (1 - p_i)^{1-x_i}$$

is δ_b -robust, where

$$\begin{aligned} \delta_b &= \max \left\{ \left| \mathbf{Pr}[X = 1, \{p_i\}] - F_{max} \right|, \left| \mathbf{Pr}[X = 1, \{p_i\}] - F_{min} \right| \right\}, \\ \text{with } F_{max} &= \max_{y_1, y_2} A_0 + A_1(y_1 + y_2) + (A_2 - A_1)y_1y_2, \\ F_{min} &= \min_{y_1, y_2} A_0 + A_1(y_1 + y_2) + (A_2 - A_1)y_1y_2, \\ \text{s.t., } y_i &\in [p_i - C, p_i + C], \end{aligned}$$

Where $A_0 = P(1|0, 0)$, $A_1 = P(1|0, 1) - P(1|0, 0)$ and $A_2 = P(1|1, 1) - P(1|0, 1)$ are all pre-computable constants given the parameters of the Bayesian network.

Proof. We explicitly write out the probability subject to perturbation,

$$\begin{aligned} \mathbf{Pr}[X = 1, \{p_i + \epsilon_i\}] &= \sum_{x_1, x_2} P(1|x_1, x_2) \prod_i (p_i + \epsilon_i)^{x_i} (1 - p_i - \epsilon_i)^{1-x_i} \\ &= (p_1 + \epsilon_1) \sum_{x_2} P(1|1, x_2) (p_2 + \epsilon_2)^{x_2} (1 - p_2 - \epsilon_2)^{1-x_2} \\ &\quad + (1 - p_1 - \epsilon_1) \sum_{x_2} P(1|0, x_2) (p_2 + \epsilon_2)^{x_2} (1 - p_2 - \epsilon_2)^{1-x_2} \\ &= \sum_{x_2} P(1|0, x_2) (p_2 + \epsilon_2)^{x_2} (1 - p_2 - \epsilon_2)^{1-x_2} \\ &\quad + (p_1 + \epsilon_1) \left(\sum_{x_2} \left(P(1|1, x_2) - P(1|0, x_2) \right) (p_2 + \epsilon_2)^{x_2} (1 - p_2 - \epsilon_2)^{1-x_2} \right) \\ &= \sum_{x_2} P(1|0, x_2) (p_2 + \epsilon_2)^{x_2} (1 - p_2 - \epsilon_2)^{1-x_2} \\ &\quad + (p_1 + \epsilon_1) \left(\left(P(1|1, 1) - P(1|0, 1) \right) (p_2 + \epsilon_2) + \left(P(1|1, 0) - P(1|0, 0) \right) (1 - p_2 - \epsilon_2) \right) \\ &= P(1|0, 0) + \left(P(1|0, 1) - P(1|0, 0) \right) (p_2 + \epsilon_2) + (p_1 + \epsilon_1) \times \\ &\quad \left(P(1|1, 0) - P(1|0, 0) + \left(P(1|1, 1) - P(1|0, 1) - P(1|1, 0) + P(1|0, 0) \right) (p_2 + \epsilon_2) \right). \end{aligned}$$

It follows that the robustness problem boils down to finding the maximum and minimum of $F = A_0 + A_1y_2 + A_1y_1 + (A_2 - A_1)y_1y_2$, with $y_i = p_i + \epsilon_i$. \square

Specifically, in order to compute F_{max} and F_{min} , we take partial derivatives of F :

$$\begin{aligned}\frac{\partial F}{\partial y_1} &= A_1 + (A_2 - A_1)y_2, \\ \frac{\partial F}{\partial y_2} &= A_1 + (A_2 - A_1)y_1.\end{aligned}$$

Setting $\frac{\partial F}{\partial y_1} = \frac{\partial F}{\partial y_2} = 0$ leads to $y_1^* = y_2^* = \frac{A_1}{A_1 - A_2}$. In order to check if y_i^* correspond to maximum or minimum. evaluate $\frac{\partial^2 F}{\partial y_i^2} = A_2 - A_1$. We have the following scenarios:

- If $y_i^* \in [p_i - C, p_i + C]$ and $A_2 - A_1 > 0$, then y_i^* correspond to a minimum.
- If $y_i^* \in [p_i - C, p_i + C]$ and $A_2 - A_1 < 0$, then y_i^* correspond to a maximum.
- If $y_i^* \notin [p_i - C, p_i + C]$, then y_i is monotonic in the range of $[p_i - C, p_i + C]$ and the maximum or minimum are found at $p_i \pm C$.

Having shown the robustness of probability of one node in the Bayesian network, the robustness of the whole network can be computed recursively from the bottom to the top.

D 1-Nearest Neighbour

Consider the following setting. Let X_t be a test example, and $\mathcal{X} = \{t_i = (X_i^{(a)}, X_i^{(b)}, v_i, y_i)\}_{i \in [N]}$ is a training set where $v_i = \mathcal{B}(a_i)$ is a Bernoulli random variable. When $v_i = 0$, the i^{th} training example t_i is $X_i^{(a)}$ and when $v_i = 1$ the i^{th} training example is $X_i^{(b)}$. We focus on binary classification task $y_i \in \{0, 1\}$. One possible world is a function $\sigma : [N] \mapsto 0, 1$ that maps each v_i to 0 or 1. Let \mathcal{I} be all possible worlds. Given a possible world σ , the similarity between X_t and t_i is

$$\text{sim}(X_t, t_i; \sigma) = \text{Kernel} \left((1 - \sigma(v_i))X_t^{(a)} + \sigma(v_i)X_t^{(b)}, X_t \right)$$

Let $\text{NN}(X_t; \mathcal{X}, \sigma)$ is the top-1 training example defined under the above possible world and $y_{\text{NN}(X_t; \mathcal{X}, \sigma)}$ is its label. The marginal probability of X_t taking label 1 is:

$$s(\bar{a} = (a_1, \dots, a_N)) = \sum_{\sigma \in \mathcal{I}} \left(\prod_i a_i^{1 - \sigma(v_i)} (1 - a_i)^{\sigma(v_i)} \right) y_{\text{NN}(X_t; \mathcal{X}, \sigma)} \quad (6)$$

We now illustrate an efficient procedure to compute (6). Define $b_i = 1 - a_i$, and the convention that

- $\text{Kernel}(X_i^{(b)}, X_t) > \text{Kernel}(X_i^{(a)}, X_t)$ and $\text{Kernel}(X_1^{(b)}, X_t) < \dots < \text{Kernel}(X_N^{(b)}, X_t)$
- No ties in all kernel values.

With theses convention, all training data points can be aligned as in Figure 6. Without loss of generality, we take the j^{th} example (the a_4 in the Figure 6) as

$$j = \arg \max_{i \in [N]} \text{Kernel}(X_i^{(a)}, X_t).$$

Furthermore, let h^{th} example be the example with largest ID (b_2 in the figure) such that $\text{Kernel}(X_i^{(b)}, X_t) < \text{Kernel}(X_j^{(a)}, X_t)$:

$$\begin{aligned}h &= \arg \max_{i \in [N]} \text{Kernel}(X_i^{(b)}, X_t) \\ \text{s.t., } \text{Kernel}(X_i^{(b)}, X_t) &< \text{Kernel}(X_j^{(a)}, X_t)\end{aligned}$$

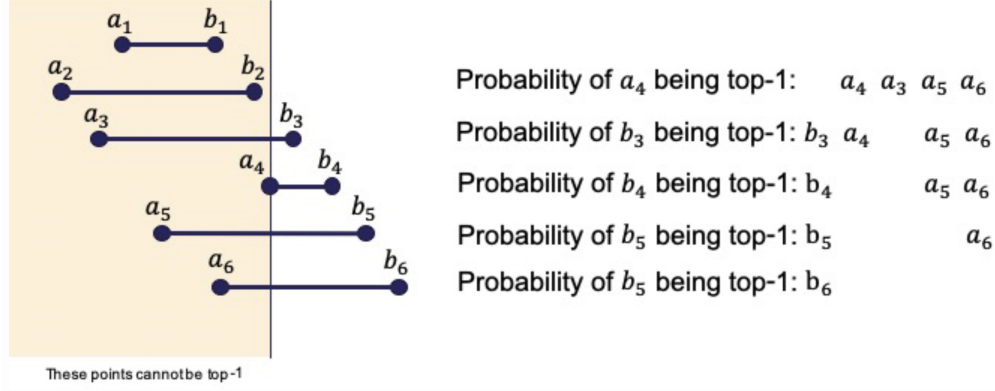


Figure 6: Illustration of the training points in a 1-NN model, with the horizontal direction representing the value of similarity.

From the above Figure, we see that, all examples before (include) example h cannot have a chance to be top-1 since it will always be dominated by example j in all possible worlds. Furthermore, All examples i except example j cannot be top-1 when their $\sigma(v_i) = 0$ since they will always be dominated by example j . As such all top-1 example can only be chosen from the following scenarios:

- Example j when $\sigma(v_j) = 0$. The probability is given by

$$a_j \prod_{i>h; i \neq j} a_i = \prod_{i>h} a_i.$$

- Example $k > h$ when $\sigma(v_k) = 1$. The probability is given by

$$(1 - a_k) \prod_{i>k} a_i.$$

Hence we have shown (6) can be rewritten as

$$s(\bar{a}) = \left(\prod_{i>h} a_i \right) y_j + \sum_{k>h} \left((1 - a_k) \prod_{i>k} a_i \right) y_k.$$

D.1 Provable Robustness

The above notion reasons about the maximal distribution distortion when each a_i is change to $(1 + \epsilon_i)a_i$. Hence we are concerned about comparing

$$s(\bar{a}) = \left(\prod_{i>h} a_i \right) y_j + \sum_{k>h} \left((1 - a_k) \prod_{i>k} a_i \right) y_k$$

with

$$s((1 + \epsilon) \circ \bar{a}) = \left(\prod_{i>h} (1 + \epsilon_i) a_i \right) y_j + \sum_{k>h} \left((1 - (1 + \epsilon_k) a_k) \prod_{i>k} (1 + \epsilon_i) a_i \right) y_k. \quad (7)$$

The 1-NN classifier is (C, ∞, δ) -robust on test example X_t if

$$\forall |\epsilon|_\infty < C \quad |s(\bar{a}) - s((1 + \epsilon) \circ \bar{a})| < \delta,$$

where \circ is the Hadamard product (element-wise multiplication).

Theorem (1-NN Robustness). Given training set $\mathcal{X} = \{t_i = (X_i^{(a)}, X_i^{(b)}, v_i = \mathcal{B}(a_i, y_i))\}_{i \in [N]}$ and output labels $y_{NN}(X_t)$, the marginal probability $s(\bar{a} = (a_1, \dots, a_N))$ of a test example X_t taking label 1 in a 1-NN model parametrised by $\{a_i\}_{i \in [N]}$ is $(C, \infty, \delta_{1NN})$ -robust where

$$\delta_{1NN} = \max_{\epsilon} \left\{ |s(\bar{a}) - \max_{\epsilon} s((1 + \epsilon) \circ \bar{a})|, |s(\bar{a}) - \min_{\epsilon} s((1 + \epsilon) \circ \bar{a})| \right\},$$

can be computed efficiently by assigning $\epsilon_i^* = \arg \max_{\epsilon_i} (1 + \epsilon_i) a_i$, or $\epsilon_i^{**} = \arg \min_{\epsilon_i} (1 + \epsilon_i) a_i$.

Proof. We proceed by isolating the N^{th} term in (7):

$$\begin{aligned} & s((1 + \epsilon) \circ \bar{a}) \\ &= (1 + \epsilon_N) a_N \left(\prod_{N > i > h} (1 + \epsilon_i) a_i \right) y_j + (1 - (1 + \epsilon_N) a_N) y_N \\ & \quad + (1 + \epsilon_N) a_N \sum_{N > k > h} \left((1 - (1 + \epsilon_k) a_k) \prod_{N > i > k} (1 + \epsilon_i) a_i \right) y_k \\ &= (1 + \epsilon_N) a_N \left(y_j \prod_{N > i > h} (1 + \epsilon_i) a_i + \sum_{N > k > h} \left((1 - (1 + \epsilon_k) a_k) \prod_{N > i > k} (1 + \epsilon_i) a_i \right) y_k \right) \\ & \quad + y_N - (1 + \epsilon_N) a_N y_N \\ &= y_N + (1 + \epsilon_N) a_N \left(-y_N + y_j \prod_{N > i > h} (1 + \epsilon_i) a_i + \sum_{N > k > h} \left((1 - (1 + \epsilon_k) a_k) \prod_{N > i > k} (1 + \epsilon_i) a_i \right) y_k \right). \end{aligned}$$

We now consider two cases separately, when $y_N = 0$, we have

$$s((1 + \epsilon) \circ \bar{a}) = (1 + \epsilon_N) a_N \left(y_j \prod_{N > i > h} (1 + \epsilon_i) a_i + \sum_{N > k > h} \left((1 - (1 + \epsilon_k) a_k) \prod_{N > i > k} (1 + \epsilon_i) a_i \right) y_k \right).$$

Since ϵ_N only appear once, the maximisation can be factorised as

$$\begin{aligned} & \max_{\epsilon_1 \dots \epsilon_N} s((1 + \epsilon) \circ \bar{a}) \\ &= \left(\max_{\epsilon_N} (1 + \epsilon_N) a_N \right) \max_{\epsilon_1, \dots, \epsilon_{N-1}} \left(y_j \prod_{N > i > h} (1 + \epsilon_i) a_i + \sum_{N > k > h} \left((1 - (1 + \epsilon_k) a_k) \prod_{N > i > k} (1 + \epsilon_i) a_i \right) y_k \right). \end{aligned}$$

On the other hand, when $y_N = 1$, we have instead

$$\begin{aligned} & s((1 + \epsilon) \circ \bar{a}) \\ &= 1 - (1 + \epsilon_N) a_N \left(1 - y_j \prod_{N > i > h} (1 + \epsilon_i) a_i - \sum_{N > k > h} \left((1 - (1 + \epsilon_k) a_k) \prod_{N > i > k} (1 + \epsilon_i) a_i \right) y_k \right). \end{aligned}$$

Inside the parentheses is one minus a probability which is none negative, as a result we can recast the maximisation as

$$\begin{aligned} & \max_{\epsilon_1 \dots \epsilon_N} s((1 + \epsilon) \circ \bar{a}) \\ &= \min_{\epsilon_1 \dots \epsilon_N} (1 + \epsilon_N) a_N \left(1 - y_j \prod_{N > i > h} (1 + \epsilon_i) a_i - \sum_{N > k > h} \left((1 - (1 + \epsilon_k) a_k) \prod_{N > i > k} (1 + \epsilon_i) a_i \right) y_k \right) \\ &= \left(\min_{\epsilon_N} (1 + \epsilon_N) a_N \right) \min_{\epsilon_1, \dots, \epsilon_{N-1}} \left(1 - y_j \prod_{N > i > h} (1 + \epsilon_i) a_i - \sum_{N > k > h} \left((1 - (1 + \epsilon_k) a_k) \prod_{N > i > k} (1 + \epsilon_i) a_i \right) y_k \right). \end{aligned}$$

We have seen that given a known value of y_N , $s((1 + \epsilon) \circ \bar{a})$ can be written as a monotonic function in ϵ_N . Thus the maximal assignment given the range of ϵ_N that maximises the perturbed marginal probability can be easily found. The above procedure can then be applied recursively from $N - 1$ to h to solve

$$\max_{\epsilon_1, \dots, \epsilon_{N-1}} \left(y_j \prod_{N > i > h} (1 + \epsilon_i) a_i + \sum_{N > k > h} \left((1 - (1 + \epsilon_k) a_k) \prod_{N > i > k} (1 + \epsilon_i) a_i \right) y_k \right),$$

or

$$\min_{\epsilon_1, \dots, \epsilon_{N-1}} \left(y_j \prod_{N > i > h} (1 + \epsilon_i) a_i + \sum_{N > k > h} \left((1 - (1 + \epsilon_k) a_k) \prod_{N > i > k} (1 + \epsilon_i) a_i \right) y_k \right).$$

Computing the minimum of $s((1 + \epsilon) \circ \bar{a})$ takes an analogous procedure by replacing \max with \min from the beginning. \square

E Ablation study on partial knowledge enrichment.

In PrimateNet experiments, we also investigate how Hierarchy knowledge and Exclusive knowledge would affect the *End-to-end* robustness of our *Sensing-Reasoning Pipeline* individually. We compare the certified robustness and certified ratio of our *Sensing-Reasoning Pipeline* enriched by {No knowledge; Hierarchy knowledge only; Exclusive knowledge only; Hierarchy + Exclusive knowledge} and the results are shown in Table 4 and 5.

From the results, we can see while partial knowledge enrichment would lead to fragile robustness under severe scenario ($\alpha = 0.5$), complete knowledge enrichment could achieve much better robustness compared to *Sensing-Reasoning Pipeline* without knowledge enrichment. This indicates that incomplete (or weak) knowledge, which is easy to break and hard to recover under severe adversarial scenario, could even harm the robustness of our *Sensing-Reasoning Pipeline*. How to explore good and robust knowledge to enrich our *Sensing-Reasoning Pipeline* could be our interesting future direction.

Table 4: **Certified Robustness** with different perturbation magnitude C_I and sensing model attack ratio α on PrimateNet. The sensing models are smoothed with Gaussian noise $\epsilon \sim \mathcal{N}(0, \sigma^2 I)$ with different smoothing parameter σ . Here “**Hierarchy.**” refers to the *Sensing-Reasoning Pipeline* enriched by hierarchy knowledge only while “**Exclusive.**” the exclusive knowledge only. “**Combined.**” shows the *Sensing-Reasoning Pipeline* enriched by both domain knowledge.

(a) $\sigma = 0.12$

C_I	α	No knowledge	Hierarchy.	Exclusive.	Combined.
0.12	10%	0.5724	0.7912	0.7020	0.8849
	20%	0.5717	0.6932	0.6236	0.8078
	30%	0.5706	0.6280	0.5624	0.7508
	50%	0.5706	0.4868	0.4320	0.6236
0.25	10%	0.2342	0.6670	0.5232	0.7888
	20%	0.2320	0.4704	0.3468	0.6226
	30%	0.2309	0.3632	0.3158	0.5225
	50%	0.2268	0.2122	0.2004	0.3594

(b) $\sigma = 0.25$

C_I	α	No knowledge	Hierarchy.	Exclusive.	Combined.
0.25	10%	0.5314	0.7766	0.6998	0.8498
	20%	0.5302	0.6810	0.6002	0.7608
	30%	0.5294	0.6278	0.5464	0.7217
	50%	0.5235	0.4924	0.4126	0.6026
0.50	10%	0.2024	0.6754	0.5196	0.7622
	20%	0.2024	0.4636	0.3298	0.5988
	30%	0.2010	0.3680	0.2870	0.5324
	50%	0.2000	0.2204	0.1652	0.3417

(c) $\sigma = 0.50$

C_I	α	No knowledge	Hierarchy.	Exclusive.	Combined.
0.50	10%	0.4762	0.7412	0.6952	0.8288
	20%	0.4749	0.6120	0.5884	0.7407
	30%	0.4736	0.5410	0.5002	0.6907
	50%	0.4635	0.4040	0.3862	0.5581
1.00	10%	0.1679	0.6000	0.4838	0.7307
	20%	0.1615	0.3834	0.3184	0.5285
	30%	0.1612	0.2920	0.2362	0.4347
	50%	0.1584	0.1498	0.1404	0.2624

Table 5: **Certified Ratio** with different perturbation magnitude C_I and sensing model attack ratio α on PrimateNet. The sensing models are smoothed with Gaussian noise $\epsilon \sim \mathcal{N}(0, \sigma^2 I)$ with different smoothing parameter σ . Here “**Hierarchy.**” refers to the *Sensing-Reasoning Pipeline* enriched by hierarchy knowledge only while “**Exclusive.**” the exclusive knowledge only. “**Combined.**” shows the *Sensing-Reasoning Pipeline* enriched by both domain knowledge.

(a) $\sigma = 0.12$

C_I	α	No knowledge	Hierarchy.	Exclusive.	Combined.
0.12	10%	0.5724	0.8714	0.7320	0.9419
	20%	0.5717	0.7586	0.6442	0.8609
	30%	0.5706	0.6850	0.5928	0.7988
	50%	0.5706	0.5270	0.4642	0.6647
0.25	10%	0.2342	0.7330	0.5482	0.8428
	20%	0.2320	0.5150	0.3842	0.6657
	30%	0.2309	0.4011	0.3422	0.5596
	50%	0.2268	0.2322	0.2262	0.3824

(b) $\sigma = 0.25$

C_I	α	No knowledge	Hierarchy.	Exclusive.	Combined.
0.25	10%	0.5314	0.9102	0.7254	0.9499
	20%	0.5302	0.7910	0.6226	0.8952
	30%	0.5294	0.7322	0.5878	0.8048
	50%	0.5235	0.5670	0.4302	0.6747
0.50	10%	0.2024	0.7998	0.5322	0.8489
	20%	0.2024	0.5512	0.3490	0.6467
	30%	0.2010	0.4440	0.3266	0.5541
	50%	0.2000	0.2632	0.1734	0.3635

(c) $\sigma = 0.50$

C_I	α	No knowledge	Hierarchy.	Exclusive.	Combined.
0.50	10%	0.4762	0.8924	0.7128	0.9449
	20%	0.4749	0.7370	0.6144	0.8488
	30%	0.4736	0.6552	0.5462	0.7968
	50%	0.4635	0.4938	0.4324	0.6395
1.00	10%	0.1679	0.7374	0.5204	0.8448
	20%	0.1615	0.4906	0.3398	0.6336
	30%	0.1612	0.3850	0.2926	0.5375
	50%	0.1584	0.1996	0.1628	0.3318