

Optical Fiber Channel Modeling Using Conditional Generative Adversarial Network

Hang Yang, Zekun Niu, Lilin Yi*, Shilin Xiao, and Weisheng Hu

State Key Laboratory of Advanced Optical Communication System and Networks, Department of Electronic Engineering, Shanghai Jiao Tong University, Shanghai, 200240, China

**E-mail: lilinyi@sjtu.edu.cn*

Abstract: In this paper, we use CGAN (conditional generative adversarial network) to model the fiber-optic channel and the performance is similar with the conventional method, SSFM (split-step Fourier method), while the running time is reduced from several minutes to about 2 seconds at 80-km distance.

1. Introduction

In optical fiber communications, the model of fiber channel is significant for system simulation and research, but it is always time-consuming for the complex mathematic calculations and needs expert knowledge of the underlying channel model. Most of traditional fiber simulation is based on split-step Fourier method (SSFM) which represents the physical characteristics of real fiber transmission [1]. Nevertheless, SSFM simulation takes extremely long time to achieve high accuracy because the long transmission distance is split into many small steps to calculate.

Recently, deep learning has attracted great interest in the optimization of a complete communication system [2]. The communication system is presented as an end-to-end neural network and transmitter and receiver are optimized from the system backward loss. During the optimization process, the channel is considered as a part of the deep neural network, and the conventional model method is not applied for this framework. Now, many neural networks have been proposed to model the channel. Conditional generative adversarial network (CGAN) is proposed to model the AWGN channel and Rayleigh fading channel applied to train the end-to-end communication system [3,4]. Timothy J. O'Shea use variational GAN to learn the accurate probability distribution function of AWGN channel and non-linear channel [5]. However, there is no in-depth analysis for more complex channel model, such as optical fiber channel.

In this paper, we design a CGAN structure to model the self-phase modulation (SPM)-dispersive fiber channel simulated by SSFM up to 80 km, which can be applied to channel modeling and digital signal processing (DSP) design for data center transmission. We also give the optimal parameters and analyze the accuracy of CGAN. In the aspect of nonlinear modeling, we show that CGAN can capture correct nonlinear distribution while fully-connected neural network (FCNN) cannot learn well. Comparing with SSFM, CGAN can achieve similar performance with much lower calculation complexity. CGAN takes less than 3 seconds to output signal, while SSFM takes several minutes. We demonstrate that CGAN can be a low complexity simulation tool to model the optical fiber channel in simulation.

2. Principle

We simulate the fiber-optic transmission system including transmitter, fiber channel and receiver. As shown in Fig. 1(a), the transmitter consists of upsampling, root raised cosine (RRC) filter and normalization. We use 16QAM symbols as input data. The number of interpolations per symbol is 4. RRC is used for signal shaping and satisfy the Nyquist criterion, which can effectively avoid inter symbol interference. Normalization is to control the transmission power and we set 10 dBm in this paper. Fiber channel model adopt SSFM, including chromatic dispersion (CD) and SPM effect. The wavelength is 1550nm, the symbol rate is 30 GBaud and the step distance is set to 0.01km. Other parameters are identical with the default setup of Optisystem. The receiver uses matched RRC filter firstly, and then performs signal equalization and downsampling. In our simulation, we use the digital backward propagation (DBP) algorithm to compensate CD and nonlinearity [6].

Generative adversarial network (GAN) is a generative model to learn the distribution of the given data and generate new data satisfying the same distribution [7]. As a deep generative model, CGAN consists of two parts: generator and discriminator. Generator aims to generate the fake data with the same distribution of real data while discriminator tries to distinguish the input data is real or fake [4]. In this paper, given fiber input signal, CGAN is used to model the distribution of the fiber channel output and generate new data as channel output, which means CGAN can replace SSFM channel as shown in Fig. 1(a).

The proposed CGAN structure is shown in Fig. 1(b). The inputs of generator are Gaussian noise samples and channel input samples as conditional information. The noise dimension is 10. Considering CD causing inter-symbol interferences (ISI), we design the conditional information structure containing the current training symbols and adjacent symbols, and we call these symbols as past, current and future symbols. This conditional information structure we designed can make the symbols have time memory and adjacent symbols can have mutual influences. Since the input of the neural network can only be a real number, the real and imaginary numbers of the signal are horizontally arranged during the training process to form a one-dimensional array. We set the number of symbols per training to 1, namely 4 samples, so the dimension of current samples is 8. We set the number of past symbols and future symbols to 10 and the dimension is 80. So the total dimension of condition is 168. The dataset is 1.2M samples and epoch size is set to 2000. The more data we use and the more epochs we train, the quality of CGAN generated data is better. The optimizer is Adam and the loss function is BCE loss. The labels for real data and fake data are random Gaussian samples from $[0.7\sim 1.2]$ and $[0\sim 0.3]$, respectively, which makes the discriminator has noise but benefit the generator capability. Note that the conditional data and the real data should be normalized to range from -1 to 1. This operation is found to improve the quality of generated data.

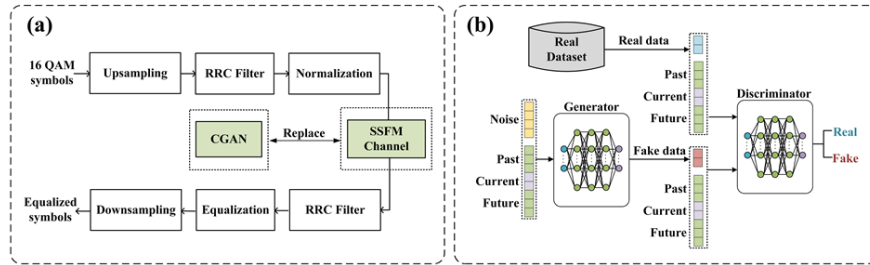


Fig. 1. (a)Simulation setup, (b)Proposed CGAN structure.

A well-designed structure of generator and discriminator is shown in Table 1. Generator and discriminator both have 4 layers and activation function of first three layers are leaky Relu, which can improve the stability during training. In order to make the generated data range from -1 to 1, the activation function of the last layer of the generator is tanh. Sigmoid function is used for the last layer of discriminator to output a probability value ranging from 0 to 1.

Table 1. The structure of generator and discriminator

Generator			Discriminator		
Layer	Function	Dimensions	Layer	Function	Dimensions
1-3	Leaky Relu	288,256,64	1-3	Leaky Relu	256,256,64
4	Tanh	8	4	sigmoid	1

3. Simulation results and discussions

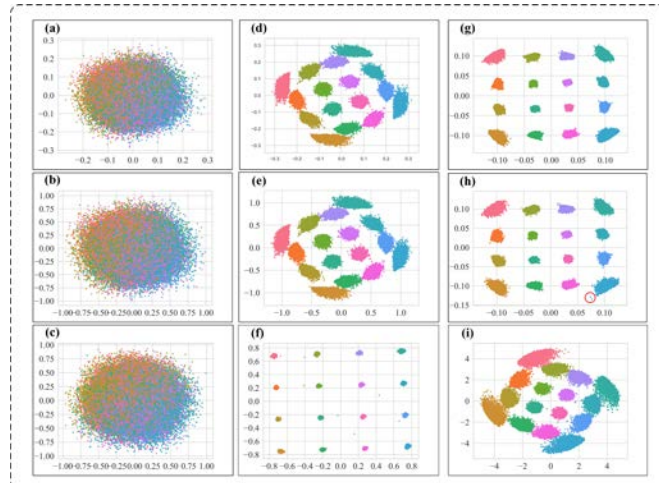


Fig. 2. Constellations of different model output data with/without compensation; (a), (b), (c) SSFM, CGAN and FCNN output data without compensation; (d), (e), (f) SSFM, CGAN and FCNN output data with CD compensation; (g), (h), (i) SSFM, CGAN and FCNN output data with DBP compensation.

Figure 2(a) and Fig. 2(b) show the data constellations of 16 QAM signal with 30 GBaud after 50-km SSFM calculation and the corresponding CGAN generative data, respectively. The transmission power is 10dBm. Note that we cannot estimate whether the generated data satisfies the fiber transmission characteristics from the output data directly because of the constellations are completely noisy. We suggest that the CGAN generated data and SSFM output data pass through the same DSP to deal with the dispersion and nonlinearity for better performance comparison.

Figure 2(d) and Fig. 2(e) are the constellations of SSFM output data and CGAN generated data after CD compensation on testing dataset. The shapes of both are similar, which means CGAN has learnt the CD characteristics of the fiber channel. After DBP, as Fig. 2(g) and Fig. 2(h) show, the CGAN constellations are similar with the fiber output, which demonstrates that CGAN can learn CD and nonlinearity simultaneously. We calculate the BER difference using BER of CGAN output minus BER of SSFM outputs and count the error bits number as shown in Fig.3 (a). The total bits are 400000, while the error bit is only 1 from 20 km to 60 km, which shows the BER performance of both data is very similar. However, there are individual points that are far from the correct region of the constellation points, as shown the red circle of Fig. 2(h). Thus, the CGAN BER is always a bit larger than the SSFM BER, and the BER difference is bigger at large distance. This phenomenon is the general problem of the neural network caused by the imperfection of model parameters.

As a comparison, we also use a FCNN with the same structure and parameters of CGAN generator to fit the channel. The loss function is mean square error (MSE) loss. Figure 2(f) and Fig. 2(i) are the constellations of FCNN outputs after CD compensation and DBP on testing dataset, respectively. From the results, we find FCNN can learn the CD well but neglect random nonlinearity which can be captured correctly by CGAN. Without adversarial game between generator and discriminator, FCNN aims to fit data rather than data distribution, leading to overfitting easily at training process.

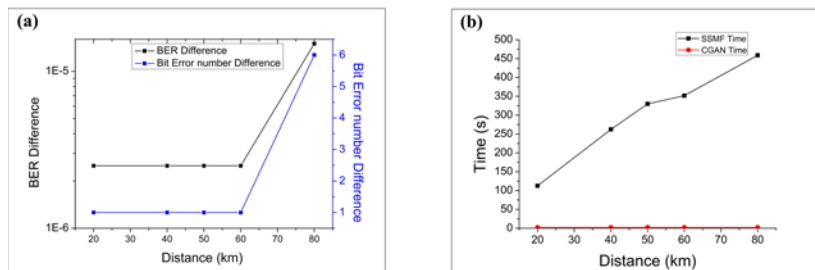


Fig. 3. (a) BER performance vs. distance and (b) Calculation Time vs. distance for 16QAM of SSFM channel output data and CGAN output data.

We also record the running time of SSFM simulation and CGAN at the same hardware conditions to compare complexity. As the distance increases, the number of steps of SSFM simulation increases, and the running time significantly increases as shown in Fig.3. (b). When the transmission distance is 80 km, the running time of SSFM simulation is 459 seconds. But for CGAN, the network structure is the same no matter how long the distance is resulting in the constant time consumption. It takes only about 2 to 3 seconds for CGAN, which means complexity can be significantly reduced while modeling accuracy is guaranteed.

In the process of training GAN, we summarize some training tips and conclusions that can improve the training effect.

- (1) Normalization is required before the data input to CGAN, without which the generator is always no able to work.
- (2) If the last layer of generator is tanh, the CGAN performance can be better.
- (3) The loss of CGAN is not convergent, although we have obtained a good generative model. So we need not pursue the model to achieve convergence finally.
- (4) The parameters of CGAN should be tuned carefully and if the parameters of network are set properly, generator can be trained faster.

4. Conclusion

In this paper, we proposed a CGAN structure to model the optical fiber channel with both dispersion and nonlinearity simulated by SSFM. The data generated by CGAN and the data generated by SSFM simulation have the same constellation shape after the same DSP, and the BER performance is similar. The simulation demonstrates that CGAN can learn the channel characteristics, including chromic dispersion, nonlinearity and its computation complexity is much lower than SSFM simulation. In the future, CGAN may be used to model the actual fiber channel, even the whole fiber-optic communication system.

Acknowledgement: This work is partly supported by National Key R&D Program of China (2018YFB1800904).

5. Reference

- [1] R. H. Hardin and F. D. Tappert, "Applications of the split-step Fourier method to the numerical solution of nonlinear and variable coefficient wave equation," *SIAM Rev. Chronicles* 15(2), 805–809 (1973).
- [2] T. O'Shea and J. Hoydis, "An introduction to deep learning for the physical layer," *IEEE Trans. Cogn. Commun. Netw.* 3(4), 563-575 (2017).
- [3] H. Ye, et al., "Channel agnostic end-to-end learning based communication systems with conditional GAN", proceedings of the 2018 IEEE Globecom Workshops (GC Wkshps), F, 2018 [C]. IEEE.
- [4] M. Mirza and S. Osindero, "Conditional generative adversarial nets", arXiv preprint arXiv:1411.1784, 2014. 2.
- [5] T. O'Shea, T. Roy, and N. West, "Approximating the Void: learning stochastic channel models from observation with variational generative adversarial networks," proceedings of the 2019 ICNC, F, 2019 [C]. IEEE.
- [6] Danish Rafique, et al., "Compensation of intra-channel nonlinear fibre impairments using simplified digital back-propagation algorithm," *Opt. Express* 19, 9453-9460 (2011).
- [7] I. Goodfellow, et al., "Generative adversarial nets", in *Proc. NIPS*, pp. 2672-2680, 2014.