

Constraining visible neutrino decay at KamLAND and JUNO

Yago P. Porto-Silva,^{a,b} Suprabh Prakash,^a O. L. G. Peres,^a Hiroshi Nunokawa,^c
Hisakazu Minakata^d

^a*Instituto de Física Gleb Wataghin - UNICAMP, 13083-859, Campinas, São Paulo, Brazil*

^b*Max-Planck-Institut für Kernphysik, Saupfercheckweg 1, 69117 Heidelberg, Germany*

^c*Departamento de Física, Pontifícia Universidade Católica do Rio de Janeiro, C.P. 38071, 22452-970, Rio de Janeiro, Brazil*

^d*Center for Neutrino Physics, Department of Physics, Virginia Tech, Blacksburg, Virginia 24061, USA*

E-mail: yporto@ifi.unicamp.br, sprakash@ifi.unicamp.br,
orlando@ifi.unicamp.br, [ORCID:0000-0003-2104-8460](https://orcid.org/0000-0003-2104-8460),
nunokawa@puc-rio.br, minakata71@vt.edu

ABSTRACT: We study visible neutrino decay at the reactor neutrino experiments KamLAND and JUNO. Assuming the Majoron model of neutrino decay, we obtain constraints on the couplings between Majoron and neutrino as well as on the lifetime/mass of the most massive neutrino state i.e., τ_3/m_3 or τ_2/m_2 , respectively, for the normal or the inverted mass orderings. We obtain the constraints on the lifetime $\tau_2/m_2 \geq 1.4 \times 10^{-9}$ s/eV in the inverted mass ordering for both KamLAND and JUNO at 90% CL. In the normal ordering in which the bound can be obtained for JUNO only, the constraint is milder than the inverted ordering case, $\tau_3/m_3 \geq 1.0 \times 10^{-10}$ s/eV at 90% CL. We find that the dependence of lightest neutrino mass ($= m_{\text{lightest}}$), $m_1(m_3)$ for the normal (inverted) mass ordering, on the constraints for the different types of couplings (scalar or pseudo-scalar) is rather strong, but the m_{lightest} dependence on the lifetime/mass bound is only modest.

Contents

1	Introduction	2
2	Brief recollection of the existing bounds on neutrino decay	3
3	Phenomenological aspects of visible neutrino decay	4
4	The oscillation probabilities with neutrino decay	5
4.1	Neutrino decay: General formula	7
4.2	Parent contribution in visible neutrino decay	8
4.3	Daughter contribution in visible neutrino decay	8
5	Sketchy descriptions of KamLAND and JUNO	10
5.1	KamLAND	10
5.2	JUNO	10
6	Features of event rates in the presence of decay	11
7	Constraints on visible neutrino decay by KamLAND and JUNO	14
7.1	Analysis procedure	15
7.2	KamLAND and JUNO bounds on neutrino decay: the inverted mass ordering	16
7.3	JUNO bound on neutrino decay: the normal mass ordering	18
8	Conclusions	19
A	Auxiliary formulae	20

1 Introduction

In the Standard Model (SM) of particle physics, neutrinos are stable particles. This is not only true in the original formulation of the SM, in which neutrinos are massless but also true in practice in the neutrino mass embedded version, the ν SM. In the latter, the neutrino has a finite lifetime due to a nonzero mass and the lepton flavor mixing. But, the lifetime is extremely long, $> 10^{45}$ s for radiative decay [1–4]. Since such a very long lifetime is practically unmeasurable, neutrinos can be regarded as stable particles in the ν SM. Therefore, if neutrino decay is detected it will imply evidence for new physics beyond the SM.

One can impose rather severe constraints on neutrino lifetime by observations of astrophysical neutrinos from various distant sources, in particular, SN1987A [5–9], supernova in general [10–15] and the sun [16–32]. However, in this method, the lifetime bounds can be obtained only for ν_2 ($\bar{\nu}_2$) or ν_1 ($\bar{\nu}_1$), because they have a large component of ν_e ($\bar{\nu}_e$). It does not appear to be possible to obtain a robust bound on ν_3 ($\bar{\nu}_3$) lifetime, which implies a serious limitation in the case of normal mass ordering (NO), $m_3 > m_2 > m_1$. In this case, it is worthwhile to look for ways by which ν_3 lifetime can be experimentally constrained. In fact, there have been many discussions and various methods are proposed to constrain ν_3 lifetime, e.g., by using the astrophysical [33–38], atmospheric [39–46], accelerator [47–54], and the reactor neutrinos [55]. In the case of inverted mass ordering (IO), $m_2 > m_1 > m_3$, generally speaking, the astrophysical constraints on the lifetime of high mass states are powerful as stated above.

It appears that most of the foregoing analyses of ν_3 lifetime were done under the assumption of invisible decay, namely, the case that decay products are unobservable. See, however, refs. [32, 50, 56–58] for the analyses with visible neutrino decay. Moreover, the majority of the works devoted to the analyses of neutrino decay so far restrict themselves to the case of NO.

In this paper, we discuss the bound on neutrino lifetime with visible neutrino decay. We consider both mass orderings, NO and IO. To treat visible neutrino decay we must specify the model which allows neutrinos to decay, and we use the Majoron model [59–66] as a concrete model of visible neutrino decay (see Section 3). To place the bound on neutrino decay lifetime, we analyze the reactor neutrino experiments, KamLAND [67] and JUNO [68]. For the former we use the real data in ref. [67], and for the latter the simulated one assuming the total number of 140,000 events which would be obtained with an exposure of 220 GW-years or somewhat more depending on the actual availability (which is expected to be ~ 85 -90 %) of reactors.¹

Under the visible neutrino decay hypothesis, there appear a few new features in the analysis:

- Unlike the case of invisible decay, the decay products include active neutrino states, which we call the “daughter” neutrinos,² and they can produce additional events in

¹Because of this feature and for a very simplified code, our analysis may be called more properly as the one for the “JUNO-like” setting.

²For notations of the “parent” and “daughter” neutrinos, see Section 4.1 for the definitions.

the detectors;

- There is a clear difference in the constraints we will obtain between the cases of NO and IO. In the IO, $\bar{\nu}_1$ and $\bar{\nu}_2$ decay into $\bar{\nu}_3$ and ν_3 , which leads to a significant deficit of inverse beta decay events due to the large $\bar{\nu}_e$ component in the parent $\bar{\nu}_1$ and $\bar{\nu}_2$ mass eigenstates. Whereas in the NO, $\bar{\nu}_3$ decays into $\bar{\nu}_1$ and $\bar{\nu}_2$ as well as ν_1 and ν_2 . Since the parent $\bar{\nu}_3$ states are much less populated by $\bar{\nu}_e$ due to the small value of θ_{13} , the effect of decay on the $\bar{\nu}_e$ spectrum is only modest.

Now, we must spell out our attitude on the astrophysical neutrino bound on neutrino decay. Though the bound is likely to be correct and is probably robust we do not use the lifetime bound as granted in our analysis. The reasons for doing this is twofold: (1) The lifetime bound from the reactor neutrino experiments is completely independent of the bounds obtained by the solar and the supernova data. (2) The analysis to derive the solar neutrino bounds on the Majoron couplings is not simple. Most notably, the antineutrino appearance from the sun is involved, which requires a separate analysis. In a variety of contexts, it does make sense to obtain the laboratory bounds even though the astrophysical bounds are much stronger than the laboratory ones.³

In our analysis, for simplicity, we turn on only the Majoron couplings g^{23} and g^{13} (See Eq.(3.1) for their definitions). In principle we can turn on all the couplings including g^{12} , but the analysis becomes far more complicated. It is also very likely that the qualitative features of the bound obtained for the Majoron couplings remain unchanged in our reduced setting. Therefore, only the following decay modes are allowed in our setting: $\bar{\nu}_3 \rightarrow \bar{\nu}_1/\nu_1 + \phi$ or $\bar{\nu}_3 \rightarrow \bar{\nu}_2/\nu_2 + \phi$ in the NO, and $\bar{\nu}_1 \rightarrow \bar{\nu}_3/\nu_3 + \phi$ or $\bar{\nu}_2 \rightarrow \bar{\nu}_3/\nu_3 + \phi$ in the IO, where ϕ denotes a Majoron particle.

In this paper, after understanding all the above points, we concentrate on deriving the reactor neutrino bound on the Majoron couplings g^{23} and g^{13} , and the corresponding τ/m in both the NO and the IO. Thus, we explore systematically for the first time, assuming visible neutrino decay, the constraints that can be imposed on $\bar{\nu}_3$ lifetime (in the case of NO) and on $\bar{\nu}_2$ and $\bar{\nu}_1$ lifetimes (in the case of IO) by using the medium- and long-baseline reactor anti-neutrinos experiments. Yet, we must mention that our analysis is based on the Majoron model, and is done under the assumption of switching off the coupling between ν_1 , ν_2 , and Majoron.

2 Brief recollection of the existing bounds on neutrino decay

In most of the existing literatures, the bounds on neutrino decay have been calculated for NO, and hence Table 1 contains the bound for the NO which uses the $\nu_3/\bar{\nu}_3$ decay mode only. The tabulated bounds in Table 1 span the region from a few $\times 10^{-12}$ to a few $\times 10^{-10}$ /eV. These bounds, which utilize the artificial neutrino beams, are very loose

³If we consider the lifetime bound from the astrophysical neutrinos, the order of magnitude bound we would obtain in the relevant channel would be $\tau/m \gtrsim 10^{-4}$ s/eV and $\tau/m \gtrsim 10^6$ s/eV, for the solar and the supernova neutrinos, respectively. Such bounds are several orders of magnitude stronger than the laboratory bounds summarized in Table 1.

Analysis	Daughter ν included	Lower Limit (s/eV)
Atmospheric and long-baseline data [43]	No	2.9×10^{-10} (90% C.L.)
MINOS and T2K data [47]	No	2.8×10^{-12} (90% C.L.)
MINOS and T2K data [50]	Yes	1.5×10^{-11} (90% C.L.)
JUNO expected sensitivity [55]	No	7.5×10^{-11} (95% C.L.)
DUNE expected sensitivity [56]	Yes	$(1.95 - 2.6) \times 10^{-10}$ (90% C.L.)
ICAL expected sensitivity [46]	No	1.6×10^{-10} (90% C.L.)

Table 1: Current and prospective constraints (expected sensitivities) on neutrino lifetime from neutrino oscillation experiments. The lowest (highest) value for DUNE sensitivity is for the highest (lowest) m_1 lightest neutrino mass. All results assume the NO.

compared with the solar neutrino bounds [24–32]. The latter which is usually quoted as the one for ν_2 is: $\tau_2/m_2 \gtrsim 7.02 \times 10^{-4}$ s/eV at 99% C.L. [30].

3 Phenomenological aspects of visible neutrino decay

To describe visible neutrino decay we use the Majoron model with the following interaction Lagrangian

$$\mathcal{L}_{\text{int}} = \left(\frac{g_S^{ij}}{2} \right) \bar{\nu}_i \nu_j \phi + \left(\frac{g_{\text{PS}}^{ij}}{2} \right) \bar{\nu}_i i \gamma_5 \nu_j \phi, \quad (3.1)$$

where ϕ is a Majoron field, and g_S^{ij} and g_{PS}^{ij} represent, respectively, scalar and pseudo-scalar couplings which are complex in general, with the neutrino mass eigenstate indices $i, j = 1, 2, 3$. Given the model Lagrangian (3.1), we have the two-body decay modes $\bar{\nu}_3 \rightarrow \bar{\nu}_i/\nu_i + \phi$ ($i = 1, 2$) in the case of NO, and $\bar{\nu}_i \rightarrow \bar{\nu}_3/\nu_3 + \phi$ ($i = 1, 2$) in the case of IO. As we stated in Section 1, we switch off the decay mode $\bar{\nu}_2 \rightarrow \bar{\nu}_1/\nu_1 + \phi$ ($i = 1, 2$) in the IO. In this work, we assume that the Majoron is massless.

Phenomenology of neutrino decay depends crucially on the following two factors,

- if neutrinos undergo visible or invisible decay, that is if the decay products are experimentally detectable or not⁴,
- if the neutrino masses exhibit NO or IO.

⁴When neutrinos undergo visible decay, it is sometimes argued that even active daughter neutrino may be unobservable when its energy is too low to be detected. However, the terminology of calling it as “invisible decay” may be confusing because observability depends on the experimental settings and/or detector performances. For this reason, we always classify neutrino decay into active neutrino species as “visible decay” for clarity.

We emphasize that the above, seemingly-obvious statements do indeed provide the key to understand the results in this paper. This fact is best summarized in Figure 1 in which the $\bar{\nu}_e$ disappearance probabilities in the absence or presence of the decay are plotted as a function of the anti-neutrino energy at a few characteristic distances: The top ($L = 1.5$ km), middle ($L = 52$ km) and the bottom ($L = 180$ km) panels correspond, respectively, to the far detectors in Daya Bay, JUNO, and the KamLAND experiments. The left (right) panels in Figure 1 are for the NO (IO). We note that the probability is shown in Figure 1 is the *effective* one in the sense that it is defined as the ratio of the $\bar{\nu}_e$ flux at the detector with oscillation plus decay effects to the flux without them. The former includes the contribution of daughter neutrinos which exists in the case of visible decay.

We first observe that the effect of decay is very noticeable in the case of IO (right panels) despite that the assumed magnitude of couplings for the IO case is smaller than that for NO, as can be seen in the right panels of Figure 1. It is because decay of the higher mass eigenstates $\bar{\nu}_1$ and $\bar{\nu}_2$, which occurs copiously in the reactor-produced $\bar{\nu}_e$ flux, leads to a much stronger reduction of the survival probability $P(\bar{\nu}_e \rightarrow \bar{\nu}_e)$ than the NO case (see below). The effect can be seen clearly in the right panels of Figure 1 with the Majoron coupling constants $g_S = g_{PS} = 0.1$. In the case of NO (left panels), on the other hand, the effect of decay is small, irrespective of whether the contribution from the daughter neutrinos is included or not. Unlike the case of IO, the reduction of the $\bar{\nu}_e$ flux is minor as the parent $\bar{\nu}_3$ component is small in reactor $\bar{\nu}_e$ due to suppression by small $|U_{e3}|^2 = \sin^2 \theta_{13}$. Therefore, the effect of visible decay in the case of NO is just to dampen the atmospheric- Δm_{31}^2 driven neutrino oscillation [55].

In visible decay, an additional effect, a pile-up of events at low energies due to the daughter neutrino contribution, should be observed⁵. For the IO, for our choice of couplings $g_S = g_{PS} = 0.1$ this effect is barely noticeable by eyes in Figure 1 but only for longer baseline as in the case of KamLAND at lower energies as a small difference between the cases without (red curves) and with (black curves) daughter contributions. We confirmed that by using somewhat larger values of couplings the pile-up effect become more prominent but its effect is tiny in any case because of small ($\propto |U_{e3}|^2$) $\bar{\nu}_e$ component in the decay product $\bar{\nu}_3$. The effect is negligible for the NO because the decay effect itself is small. However, we include the daughter neutrino contribution for both NO as well as IO, irrespective of its importance – on which some comments will follow later.

4 The oscillation probabilities with neutrino decay

We first recapitulate the formulas of the neutrino oscillation probabilities in the simultaneous presence of flavor oscillations and decay [56, 69–71]. We treat the system as in vacuum

⁵We remark here that in the case of reactor neutrino experiments for the baseline of $\sim O(100)$ km, the area covered by the decay beam spread is expected to be $\lesssim O(10^{-2}) m^2$ which is much smaller than the detector sizes of KamLAND/JUNO. Therefore, we assume that in practice all the daughter neutrinos which are produced from the parent neutrinos emitted from the source toward the direction of the detector, reach the detector [69].

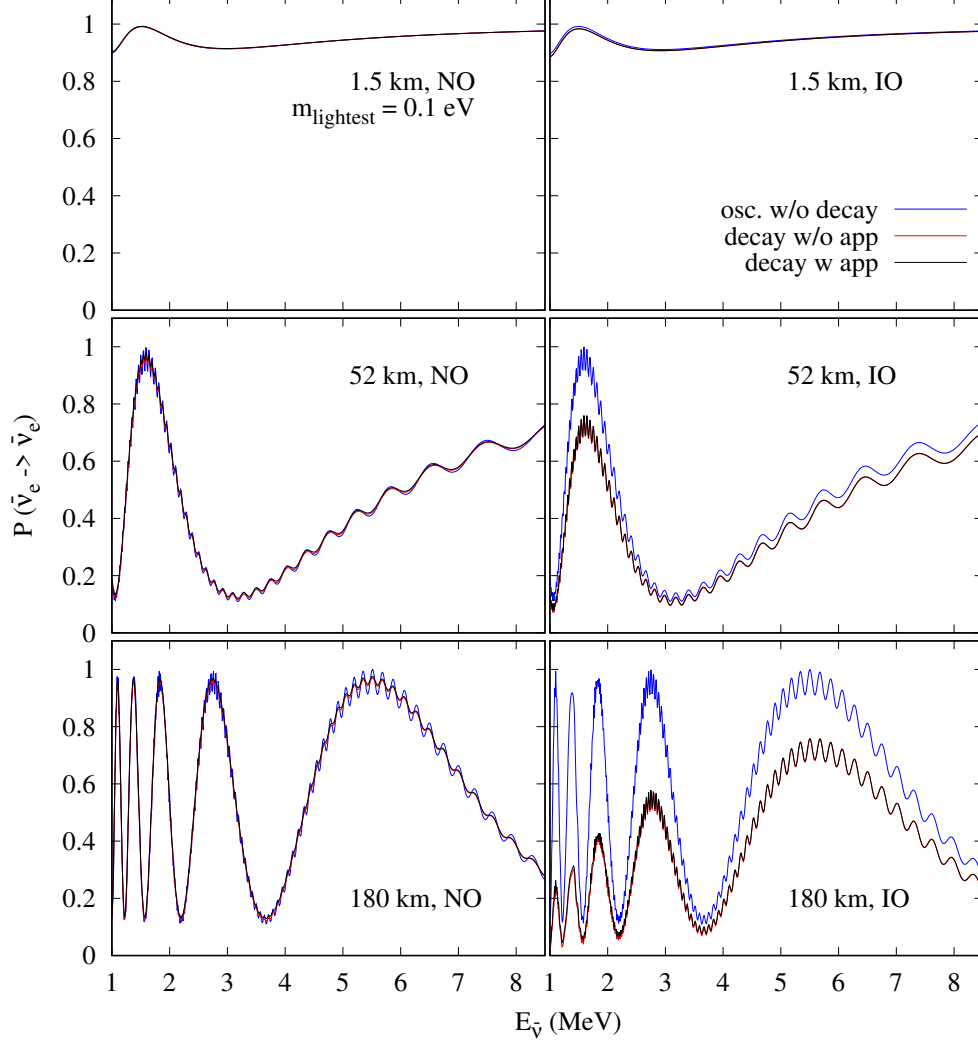


Figure 1: The *effective* electron anti-neutrino disappearance probability as a function of anti-neutrino energy for the Daya Bay (top panel), JUNO (middle panel) and KamLAND (bottom panel) experiments. The left (right) panel is for the NO (IO). We show the effective probabilities (defined as the ratio of the $\bar{\nu}_e$ flux arriving at the detector divided by the original flux at the detector in the absence of oscillation for a given neutrino energy) assuming standard oscillations without any decay (labeled “osc. w/o decay” in blue), with visible decay effect but without the daughter neutrino contribution (labeled “decay w/o app” in red) and with visible decay including the daughter neutrino contribution (labeled “decay w app” in black). For the visible decay, we consider $g_S = g_{PS} = 0.2$ for NO and $g_S = g_{PS} = 0.1$ for IO. Note that in some of the plots, the individual curves are too close together to be distinguished.

which is a good approximation for the reactor neutrino experiments⁶.

4.1 Neutrino decay: General formula

We start by examining a generic case in which each of the three massive neutrinos oscillate and decay at the same time. When a neutrino of flavour α with energy E_α is produced at the distance $L = 0$, the differential probability that a neutrino of flavour β with energy in the interval $E_\beta + dE_\beta$ is detected at the distance L , can be written as [56, 69, 71]

$$\begin{aligned} \frac{dP_{\nu_\alpha^r \rightarrow \nu_\beta^s}}{dE_\beta}(E_\alpha, E_\beta, L) &= \left| \sum_i U_{\beta i}^{(s)} U_{\alpha i}^{(r)*} \exp \left[-i \frac{m_i^2 L}{2E_\alpha} \right] \exp \left[-\frac{1}{2} \left(\frac{\tau_i}{m_i} \right)^{-1} \frac{L}{E_\alpha} \right] \right|^2 \delta(E_\alpha - E_\beta) \delta_{rs} \\ &+ \int_0^L dL' \left| \mathcal{A}_{\nu_\alpha^r \rightarrow \nu_\beta^s}(E_\alpha, E_\beta, L') \right|^2. \end{aligned} \quad (4.1)$$

In Eq. (4.1), τ_i and m_i represent ν_i 's proper lifetime and mass, respectively, and the indices r and s specify, respectively, parent and daughter neutrino helicities. The matrix element $U_{\beta i}^{(s)} = U_{\beta i}(U_{\beta i}^*)$ corresponds to the case for positive (negative) helicity. The first term of the differential probability in Eq. (4.1) describes the contribution from a parent neutrino of flavor α which survived after propagating a distance L . The second term in Eq. (4.1) is the daughter contribution and contains the decay amplitude $\mathcal{A}_{\nu_\alpha^r \rightarrow \nu_\beta^s}(E_\alpha, E_\beta, L')$ defined by

$$\mathcal{A}_{\nu_\alpha^r \rightarrow \nu_\beta^s}(E_\alpha, E_\beta, L') = \sum_{i=1}^3 \sum_{\substack{j=1 \\ i \neq j}}^3 (U_{\alpha i}^r)^* (U_{\beta j}^s) e^{-iE_j^s(L-L')} e^{-\frac{\alpha_j^s(L-L')}{2E_j^s}} \sqrt{\frac{\alpha_{ij}^{rs}}{E_i^r}} \sqrt{\eta_{ij}} e^{-iE_i^r L'} e^{-\frac{\alpha_i^r L'}{2E_i^r}}. \quad (4.2)$$

It describes contribution of daughter neutrino of energy E_β produced by decay of a parent neutrino with energy E_α at a distance $L'(< L)$. Here, α/E represents the partial or full decay rates and η represents normalized energy distribution of the daughter neutrinos. To understand Eq. 4.2 in detail, please refer to Ref. [69]. The first term of Eq. (4.1) is often called the “invisible” contribution. But, the case that we examine in this paper has no invisible decay; the decay products always include active neutrinos and hence are always visible in principle. To prevent confusion we call the first and the second terms of Eq. (4.1) as the “parent” and “daughter” contributions, respectively. We remark that if a neutrino undergoes invisible decay, the differential probability is given by the first term of Eq. (4.1). Then, what is the difference between the invisible decay and the parent contribution of our visible decay? The answer is that in the case of un-observable final states (such as sterile neutrinos), the decay width $\Gamma = 1/\tau$ does not contain information about the final states. Whereas in our case Γ , which is computed with the Majoron model, does contain information of final states, such as the mass of the daughter neutrino. The lightest neutrino mass dependence of the event spectrum will be demonstrated in Section 7.

⁶While we have ignored the Earth matter effects to obtain the results shown in this work, we have checked explicitly their impact on decay by following [57] and found that the decay rates change very little (much less than 1%) due to the matter effects. We verified that the modification of electron anti-neutrino survival probabilities due to the matter effects are typically less than 1% in the relevant energy range for both the standard situation as well as in the presence of decay for the experiments we considered in this work.

4.2 Parent contribution in visible neutrino decay

Let us calculate the contribution from the parent neutrinos i.e, the first term in Eq. (4.1). It gives the whole contribution in the case of invisible neutrino decay. By the nature of this term, helicity flip cannot be involved in it. Then, after integration over the neutrino energy E_α we obtain ($i, j = 1, 2, 3$)

$$\begin{aligned}
P_{\alpha\beta}^{\text{parent}} &= \left| \sum_i U_{\beta i} U_{\alpha i}^* \exp \left[-i \frac{m_i^2 L}{2E_\alpha} \right] \exp \left[-\frac{1}{2} \left(\frac{\tau_i}{m_i} \right)^{-1} \frac{L}{E_\alpha} \right] \right|^2 \\
&= \sum_i |U_{\alpha i}|^2 |U_{\beta i}|^2 \exp \left(-\frac{m_i}{\tau_i} \frac{L}{E_\alpha} \right) \\
&\quad + 2 \sum_{j>i} U_{\beta i} U_{\alpha i}^* U_{\beta j}^* U_{\alpha j} \exp \left\{ -\left(\frac{m_j}{\tau_j} + \frac{m_i}{\tau_i} \right) \frac{L}{2E_\alpha} \right\} \cos \left(\frac{\Delta m_{ji}^2 L}{2E_\alpha} \right). \quad (4.3)
\end{aligned}$$

Using the standard parameterization of the flavor mixing matrix [72], and substituting $\tau_1, \tau_2 \rightarrow \infty$ for the NO, we obtain for $\bar{\nu}_e \rightarrow \bar{\nu}_e$ channel⁷

$$\begin{aligned}
P_{\bar{e}\bar{e}}^{\text{parent}} (\text{NO}) &= \cos^4 \theta_{12} \cos^4 \theta_{13} + \sin^4 \theta_{12} \cos^4 \theta_{13} + \sin^4 \theta_{13} \exp \left(-\frac{m_3}{\tau_3} \frac{L}{E_\alpha} \right) \\
&\quad + \frac{1}{2} \sin^2 2\theta_{12} \cos^4 \theta_{13} \cos \left(\frac{\Delta m_{21}^2 L}{2E_\alpha} \right) \\
&\quad + \frac{1}{2} \sin^2 2\theta_{13} \cos^2 \theta_{12} \exp \left\{ -\left(\frac{m_3}{\tau_3} \right) \frac{L}{2E_\alpha} \right\} \cos \left(\frac{\Delta m_{31}^2 L}{2E_\alpha} \right) \\
&\quad + \frac{1}{2} \sin^2 2\theta_{13} \sin^2 \theta_{12} \exp \left\{ -\left(\frac{m_3}{\tau_3} \right) \frac{L}{2E_\alpha} \right\} \cos \left(\frac{\Delta m_{32}^2 L}{2E_\alpha} \right). \quad (4.4)
\end{aligned}$$

And for the inverted mass ordering, on substituting $\tau_3 \rightarrow \infty$, we get

$$\begin{aligned}
P_{\bar{e}\bar{e}}^{\text{parent}} (\text{IO}) &= \sin^4 \theta_{13} \\
&\quad + \cos^4 \theta_{13} \left[\cos^4 \theta_{12} \exp \left(-\frac{m_1}{\tau_1} \frac{L}{E_\alpha} \right) + \sin^4 \theta_{12} \exp \left(-\frac{m_2}{\tau_2} \frac{L}{E_\alpha} \right) \right] \\
&\quad + \frac{1}{2} \sin^2 2\theta_{12} \cos^4 \theta_{13} \exp \left\{ -\left(\frac{m_1}{\tau_1} + \frac{m_2}{\tau_2} \right) \frac{L}{2E_\alpha} \right\} \cos \left(\frac{\Delta m_{21}^2 L}{2E_\alpha} \right) \\
&\quad + \frac{1}{2} \sin^2 2\theta_{13} \cos^2 \theta_{12} \exp \left\{ -\left(\frac{m_1}{\tau_1} \right) \frac{L}{2E_\alpha} \right\} \cos \left(\frac{\Delta m_{31}^2 L}{2E_\alpha} \right) \\
&\quad + \frac{1}{2} \sin^2 2\theta_{13} \sin^2 \theta_{12} \exp \left\{ -\left(\frac{m_2}{\tau_2} \right) \frac{L}{2E_\alpha} \right\} \cos \left(\frac{\Delta m_{32}^2 L}{2E_\alpha} \right). \quad (4.5)
\end{aligned}$$

4.3 Daughter contribution in visible neutrino decay

We calculate the contribution of daughter neutrinos, the second term in Eq. (4.1). We assume that the couplings between the neutrinos and the Majoron are real quantities and hence there are no decay-related complex phases. Since we are interested only in the electron

⁷The survival probabilities for neutrinos and anti-neutrinos are equal in vacuum due to CPT symmetry.

antineutrino disappearance probabilities here we drop the helicity indices r and s keeping in mind that the quantities correspond to antineutrinos and that only helicity preserving decays can be observed in reactor experiments. However, it should be noted that the full decay-widths include the sum over helicity-preserving as well as helicity-flipping partial decay-widths. In this work, we assume the CP-violating phase δ_{CP} as well as the Majorana phases to be 0. Thus, we can also ignore the complex conjugation of the flavor matrix elements.

The transition amplitude $\mathcal{A}_{\nu_\alpha \rightarrow \nu_\beta}(E_\alpha, E_\beta, L')$ for the NO where $\bar{\nu}_3$ decays to $\bar{\nu}_1$ or $\bar{\nu}_2$, is given by [56, 69, 71]

$$\mathcal{A}_{\nu_\alpha \rightarrow \nu_\beta}^{\text{NO}}(E_\alpha, E_\beta, L') = \sum_{d=1,2} U_{\alpha 3} U_{\beta d} \sqrt{\Gamma_{3d}} \sqrt{W_{3d}} e^{-iE_\beta(L-L')} e^{-iE_\alpha L'} e^{-\Gamma_3 L'/2}. \quad (4.6)$$

Whereas the transition amplitude for the IO, where $\bar{\nu}_2$ or $\bar{\nu}_1$ decay to $\bar{\nu}_3$, takes the form

$$\mathcal{A}_{\nu_\alpha \rightarrow \nu_\beta}^{\text{IO}}(E_\alpha, E_\beta, L') = \sum_{p=1,2} U_{\alpha p} U_{\beta 3} \sqrt{\Gamma_{p3}} \sqrt{W_{p3}} e^{-iE_\beta(L-L')} e^{-iE_\alpha L'} e^{-\Gamma_p L'/2}. \quad (4.7)$$

Here $E_\alpha = p_\alpha + m_p^2/(2p_\alpha)$ represents the energy of the parent neutrinos while $E_\beta = p_\beta + m_d^2/(2p_\beta)$ represents the energy of the daughter neutrinos. p_α (p_β) represent the amplitude of the three-momentum of the parent (daughter) neutrinos while m_p (m_d) represent their constituent mass eigenvalues respectively. We assume that the different mass eigenstates possess the same momentum and they are relativistic; thus substituting p for E . In the above equations, Γ_{ij} is the partial decay width and W_{ij} represents the normalized energy distribution function for the daughter neutrino for the decay $\bar{\nu}_i \rightarrow \bar{\nu}_j$. The explicit formulas are given in the Appendix A.

Eqs. (4.6) and (4.7) describe the process in which ν_α is produced at $L = 0$, propagates as the parent neutrino ν_p to L' , then it decays into the daughter state ν_d at this distance L' and is detected as ν_β at $L > L'$ after traversing the distance $L - L'$. In the NO, $p = 3$ and $d = 1, 2$, while in the IO $p = 1, 2$ and $d = 3$.

Using the Eq. (4.6) we can compute the visible decay term in Eq. (4.1), we find that for the NO,

$$\int_0^L |\mathcal{A}_{\nu_\alpha \rightarrow \nu_\beta}|^2 dL' = (U_{\alpha 3})^2 \sum_{j=1}^2 \sum_{k=1}^2 U_{\beta j} U_{\beta k} \sqrt{\Gamma_{3j} \Gamma_{3k}} \sqrt{W_{3j} W_{3k}} \left(\frac{e^{-\Gamma_3 L} - e^{-i \frac{\Delta m_{jk}^2 L}{2E_\beta}}}{i \frac{\Delta m_{jk}^2}{2E_\beta} - \Gamma_3} \right) \quad (4.8)$$

and for the IO,

$$\int_0^L |\mathcal{A}_{\nu_\alpha \rightarrow \nu_\beta}|^2 dL' = (U_{\beta 3})^2 \sum_{j=1}^2 \sum_{k=1}^2 U_{\alpha j} U_{\alpha k} \sqrt{\Gamma_{j3} \Gamma_{k3}} \sqrt{W_{j3} W_{k3}} \left(\frac{1 - e^{-\left(i \frac{\Delta m_{jk}^2}{2E_\alpha} + \frac{\Gamma_j + \Gamma_k}{2}\right) L}}{i \frac{\Delta m_{jk}^2}{2E_\alpha} + \frac{\Gamma_j + \Gamma_k}{2}} \right) \quad (4.9)$$

In Eqs. (4.8) and (4.9) above, the imaginary terms change sign under an interchange of the indices j and k ; hence the sums are real.

5 Sketchy descriptions of KamLAND and JUNO

In this section, we briefly describe the details of KamLAND and JUNO, which are phenomenologically relevant to our work.

5.1 KamLAND

The KamLAND (Kamioka Liquid Scintillator Antineutrino Detector) reactor neutrino experiment consists of 1 kton of highly purified liquid scintillator detector based in Japan. KamLAND detects neutrinos coming from 16 nuclear power plants with a range of distances that go from 140 km to 215 km. The average distance corresponds to ~ 180 km. The experiment ran in the reactor anti-neutrino mode from 2002 to 2012, collecting a total exposure of 4.90×10^{32} target-proton-years. We consider the data presented in [67] to perform our analysis of neutrino decay. The information regarding backgrounds and systematic uncertainties have also been taken from [67]. The expected advantage of KamLAND over JUNO to study the decay effect is, as we could see in the plot of probabilities in Figure 1, the longer average baseline, which is about 3.4 times the JUNO's baseline, leading to larger decay effects.

5.2 JUNO

The JUNO (Jiangmen Underground Neutrino Observatory) experiment [68] is a future neutrino experiment that will be based in China. It is expected to start taking data from the year 2022. JUNO has been designed with the primary goal to measure the neutrino mass ordering but it will also be able to measure the oscillation parameters such as θ_{12} , Δm_{21}^2 and Δm_{31}^2 with much better precision. The detector consists of a 20 kton fiducial mass of liquid scintillator and is located at an average distance of ~ 53 km from Yangjiang and Taishan nuclear power plants. The remote reactor cores at Daya Bay and Huizhou will also have a small contribution to the total flux arriving at the JUNO detector. In our experimental set-up, we consider the various reactor cores with different thermal powers and baselines as described in Table 2 of [68]. The description of backgrounds and systematic uncertainties have been taken from [68]. The exposure is set such that a total of 140,000 events are obtained (including the backgrounds).

The signal in both of the experiments is the inverse beta-decay (IBD) events in the energy range $\sim [1.8, 8]$ MeV, which essentially determines the electron antineutrino disappearance probability for a given, relatively well known IBD reaction cross-sections. The main background in a search for visible neutrino decay in JUNO is the geo-neutrino events at low energies. We consider their contributions similarly as done in [55]. The expected advantage of JUNO over KamLAND to study the neutrino decay is (i) much larger statistics and (ii) better energy resolution which is crucial for the case of NO as we will see later.

To simulate the KamLAND and the JUNO experiments, we have used the GLoBES [73, 74] software package. The event rates and statistical- χ^2 calculations have also been performed using GLoBES.

6 Features of event rates in the presence of decay

In this section, using the observed and the expected event rates at KamLAND and JUNO, respectively, we stress upon the following two features that crucially affect the results in the presence of visible decay.

1. Dependence of event rates on the neutrino mass ordering, and
2. Dependence of event rates on the lightest neutrino mass⁸.

Note that the lightest neutrino is ν_3 in the case of IO, and ν_1 in the case of NO.

In Figs. 2 and 3, we show the event rates for the IO and NO respectively. The top panels in both of these figures show the observed event rates at the KamLAND experiment with 17 bins of 425 MeV each lying in the reconstructed energy range [1.7, 8.925] MeV. The bottom panels of these figures show the expected event rates for the JUNO experiment with a total of 200 bins (corresponding to the bin width of 0.031 MeV) in the reconstructed energy interval [1.8, 8.0] MeV. In Figs. 2 and 3, the event rates include the signal as well as the background geo-neutrinos. In the left and the right panels, we assume⁹ $m_{\text{lightest}} = 10^{-3}$ eV and $m_{\text{lightest}} = 10^{-1}$ eV, respectively. We assume the following values of the oscillation [75] and decay parameters to generate these event rates.

- Inverted Ordering: $\theta_{12} = 34.5^\circ$, $\theta_{13} = 8.53^\circ$, $\theta_{23} = 47.9^\circ$, $\Delta m_{21}^2 = 7.55 \times 10^{-5} \text{ eV}^2$, $|\Delta m_{31}^2| = 2.42 \times 10^{-3} \text{ eV}^2$, $g_S = g_{PS} = 0.1$.
- Normal Ordering: $\theta_{12} = 34.5^\circ$, $\theta_{13} = 8.45^\circ$, $\theta_{23} = 47.7^\circ$, $\Delta m_{21}^2 = 7.55 \times 10^{-5} \text{ eV}^2$, $|\Delta m_{31}^2| = 2.50 \times 10^{-3} \text{ eV}^2$, $g_S = g_{PS} = 0.2$.

From Figure 2, as expected from the probabilities shown in the right panels of Figure 1, we see that the effects of decay are significant for IO. This is because, for IO, $\bar{\nu}_2$ or $\bar{\nu}_1$ mass eigenstate decays to $\bar{\nu}_3/\nu_3$. Thus, the decay is expected to affect the Δm_{21}^2 -driven oscillations. For KamLAND and JUNO, these oscillations are much larger in magnitude compared to Δm_{31}^2 -driven-oscillations due to the large value of θ_{12} . Therefore, decay effects are also large. Furthermore, when one considers the full visible decay including the contribution from daughter neutrinos, a pile-up of events at lower energies is noticeable for $m_{\text{lightest}} = 10^{-1}$ eV (see text below for the m_{lightest} dependence on the decay effect). However, this is still a small effect as the appearance of $\bar{\nu}_e$ is suppressed due to the smallness of $|U_{e3}|^2$. We note that the case considered to generate the results shown in Figure 2, $g_S = g_{PS} = 0.1$ for the IO case, is turned out to be excluded as we will see later.

The decay effects in the event spectrum also depend on the lightest neutrino mass as can be seen by comparing the left and right panels in Figure 2. We first observe that, as long as the results shown in Figure 2 is concerned, for relatively small ($\lesssim 0.1$) values of couplings, the lightest neutrino mass dependence comes mainly from the mass dependence

⁸The quantity that the experiment can constrain is τ/m . It should be kept in mind that the dependence on the lightest neutrino mass is correlated with the chosen value of g_S and g_{PS} .

⁹We remark here that the case of $m_{\text{lightest}} = 10^{-3}$ eV closely mimics the results for $m_{\text{lightest}} < 10^{-3}$ eV and hence aptly provides the lower limit consideration of the neutrino masses [56].

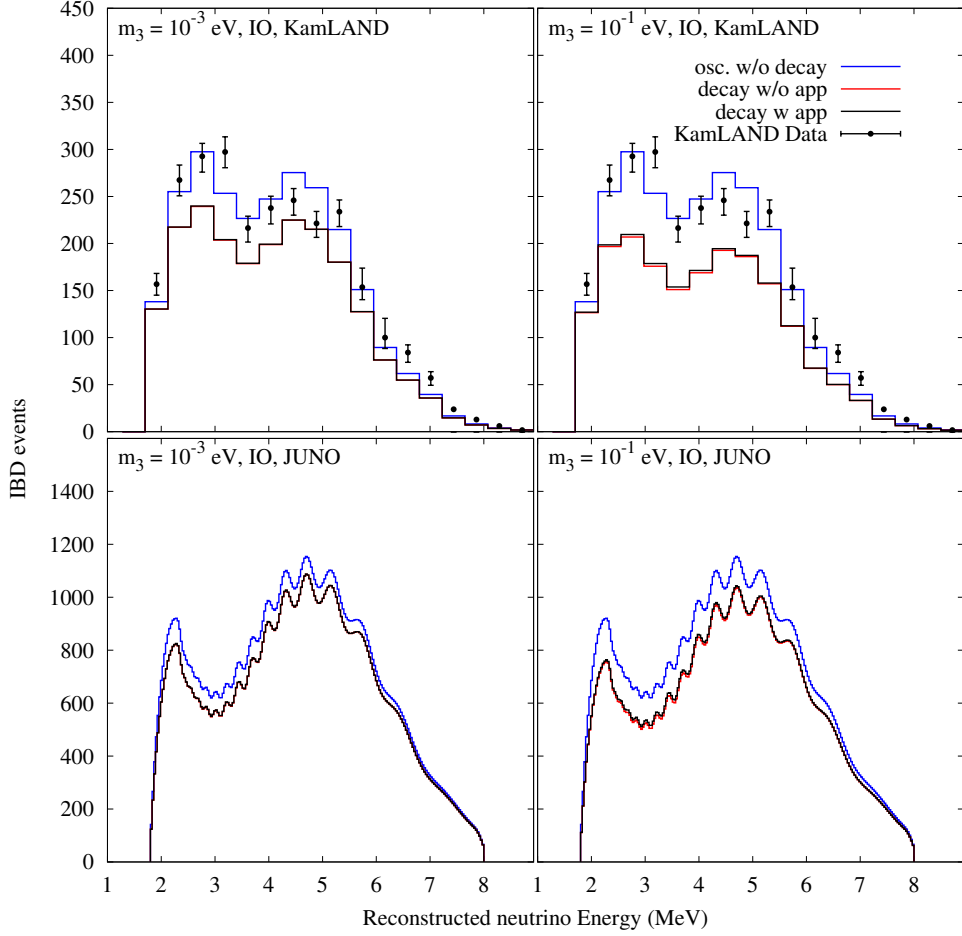


Figure 2: Events rates vs. reconstructed neutrino energy assuming IO for KamLAND (top panel) and JUNO (bottom panel) with and without the decay effects. The left (right) panels correspond to the choice of $m_{\text{lightest}} = 10^{-3}$ eV ($m_{\text{lightest}} = 10^{-1}$ eV). We show the rates for standard oscillations without any decay (labeled “osc. w/o decay” in blue), visible decay without the daughter neutrino contribution (labeled “decay w/o app” in red) and visible decay including the daughter contribution (labeled “decay w app” in black). For the visible decay, we consider $g_s = g_{\text{PS}} = 0.1$. For these values of the couplings and m_{lightest} , the values of τ_2/m_2 are 6.6×10^{-10} s/eV (for $m_3 = 10^{-3}$ eV) and 3.7×10^{-10} s/eV (for $m_3 = 10^{-1}$ eV). Also shown are the observed KamLAND data indicated by the black solid circles with error bars which are taken from [67].

in the visible part of the probabilities given in Eqs. (4.4) and (4.5). We remind the readers that the daughter contributions coming from Eqs. (4.8) or (4.9) in the effective probabilities shown in Figure 1 is quite small, which should be reflected in the event number distributions.

However, expressions shown in Eqs. (4.4) and (4.5) are not useful to understand the lightest neutrino mass dependence we can see in Figure 2 since the lifetime τ_i appears in these equations also depend on neutrino masses. Therefore, we should take a closer look at the expressions of Γ functions given in the Appendix, taking into account that $\Gamma_{ij} = m_i/(\tau_i E)$ for the decay mode of $\nu_i \rightarrow \nu_j$.

By looking into the expression of decay width Γ functions in Eq. (A.1), we can say that

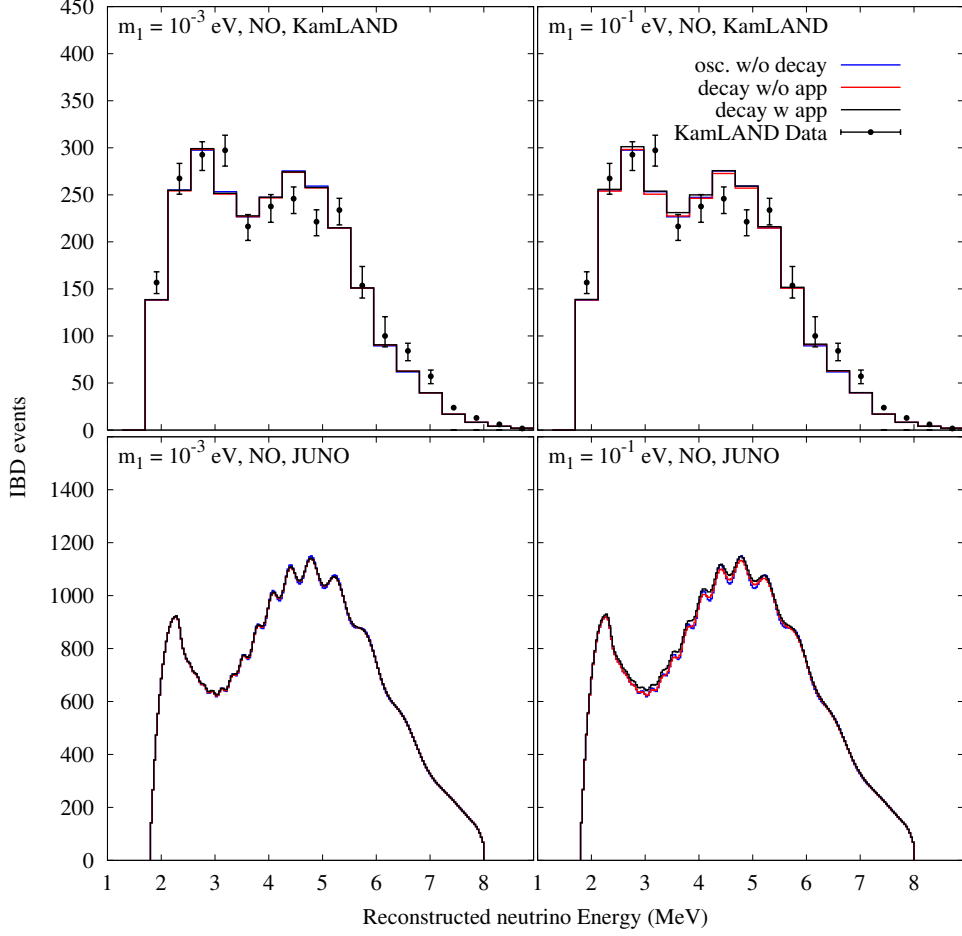


Figure 3: Events rates vs. reconstructed neutrino energy assuming NO for KamLAND (top panel) and JUNO (bottom panel) with and without the decay effects. The left (right) panels correspond to the choice of $m_{\text{lightest}} = 10^{-3}$ eV ($m_{\text{lightest}} = 10^{-1}$ eV). We show the rates for standard oscillations without any decay (labeled “osc. w/o decay” in blue), visible decay without the daughter neutrino contribution (labeled “decay w/o app” in red) and visible decay including the daughter contribution (labeled “decay w app” in black). For the visible decay, we consider $g_S = g_{PS} = 0.2$. For these values of the couplings and m_{lightest} , the values of τ_3/m_3 are 8.3×10^{-11} s/eV (for $m_1 = 10^{-3}$ eV) and 4.6×10^{-11} s/eV (for $m_1 = 10^{-1}$ eV). Also shown are the observed KamLAND data indicated by the black solid circles with error bars which are taken from [67].

the origin of the lightest neutrino mass dependence comes from two parts: (i) the part which is given by the square of the mass of parent neutrino, m_i^2 , a factor common for both helicity flipping and conserving processes, and (ii) the part which is described by the dimensionless functions $f(x)$, $h(x)$ and $k(x)$ shown in the Appendix, which have dependence on the both parent and daughter masses of neutrinos as well as on the helicity of daughter neutrino, if it is flipped or conserved.

Let us first take a look the part (ii) which looks more complicated. For the case $g_S = g_{PS}$, the total rate coming from this part is proportional to the sum of $(f(x) + h(x) +$

$k(x))/x$ as we can see from Eq. (A.1) in Appendix A. We observe that the variation of the lightest neutrino mass have little impact on these functions (mainly due to $f(x)$ which is dominant), and therefore induces little impact on the total rate, at most a factor of ~ 2 -3 for both mass orderings (see Figure 1 in Ref. [56] for the NO where $f(x)/x, h(x)/x, k(x)/x$ is shown as a function of x).

On the other hand, the part (i), mass square of the parent neutrinos, m_i^2 , has stronger dependence on the lightest neutrino masses for the both mass orderings. In the IO, for the case of $\nu_2 \rightarrow \nu_3$ decay, the parent mass is $m_2 = \sqrt{m_{\text{lightest}}^2 + \Delta m_{21}^2 + |\Delta m_{31}^2|}$ which implies that the two different values of lightest neutrino mass lead to $m_2^2 \simeq \Delta m_{\text{atm}}^2 = 2.40 \times 10^{-3} \text{ eV}^2$ for $m_{\text{lightest}} = 10^{-3} \text{ eV}$, and $m_2^2 \simeq m_{\text{lightest}}^2 = 10^{-2} \text{ eV}^2$ for $m_{\text{lightest}} = 10^{-1} \text{ eV}$. As a result, the decay width is an order of magnitude larger in the case of $m_{\text{lightest}} = 10^{-1} \text{ eV}$, leading to the small but visible difference between the left and right panels for the IO in Figure 2. In the NO, the situation is similar but m_{lightest} dependence is not visible in Figure 3 because the impact of decay itself is small due to small value of θ_{13} as explained in the end of Section 3. We must remind the readers that these particular dependences of the decay rate on the parent neutrino mass may be model-dependent, which should be kept in mind in interpreting our results.

From Figure 3, for the case of NO, it can be seen that the KamLAND experiment is almost insensitive to the decay of $\bar{\nu}_3$ to $\bar{\nu}_2/\nu_2$ or $\bar{\nu}_1/\nu_1$. This is expected because the Δm_{31}^2 -driven oscillations are averaged out at the baselines relevant to the KamLAND experiment, and therefore, the distortions in the spectrum due to decay cannot be seen. Though a small pile-up of events due to daughter neutrinos is seen, KamLAND cannot place a useful bound on τ_3 due to the appearance of daughter neutrinos in the NO case, because they are too small to be statistically significant. For the case of the JUNO experiment, we find that for the NO there is a very small effect of decay on the event rates. In the NO, small s_{13}^2 suppresses decay of $\bar{\nu}_3$ into $\bar{\nu}_2/\nu_2$ or $\bar{\nu}_1/\nu_1$, whose effect is mainly just to dampen the Δm_{31}^2 -driven oscillations, as explored previously in Ref. [55].

In the case of IO, because of more than a factor of three longer average baselines of KamLAND which leads to the larger effect of neutrino decay than that for JUNO, KamLAND should be able to place a stronger constraint on ν_2 lifetime, if the number of events was similar to that of JUNO. However, this advantage is largely compensated by much lower statistics of KamLAND with the total number of events, 2611 (including backgrounds) [67], which is smaller than those assumed for JUNO by a factor of 54. Therefore, interpretation of the KamLAND bound on ν_2 lifetime, which is only slightly better than JUNO as will be reported in Section 7, must be done with care.

7 Constraints on visible neutrino decay by KamLAND and JUNO

In this section, we present the results of our analysis to obtain the constraints on visible neutrino decay imposed by the KamLAND data, and by a simulated data of JUNO assuming the total number of events equals to 140,000 which can be obtained by the exposure of $\sim 220 \text{ GW}\cdot\text{years}$ (total reactor thermal power times running period with $\sim 90\%$ of reactor availability assuming 100% detection efficiency). We exhibit the obtained constraints by

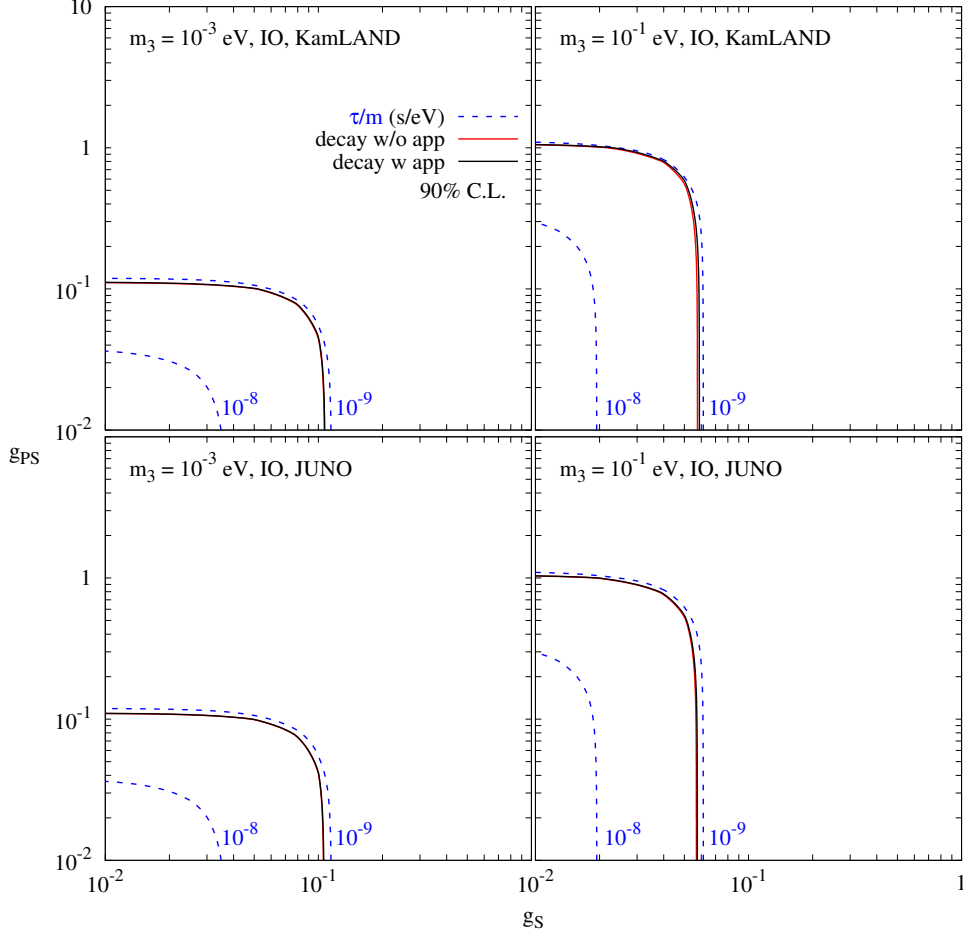


Figure 4: Decay constraints and sensitivity plots for KamLAND (top panel) and JUNO (bottom panel). We show the 90% C.L. contours in the $g_S - g_{PS}$ plane. The true mass ordering is assumed to be inverted. The left (right) panel is for $m_{\text{lightest}} = 10^{-3}$ eV (10^{-1} eV). The red curve (labeled “decay w/o app”) corresponds to visible decay including the contribution from the parent neutrinos only while the black curve (labeled “decay w app”) corresponds to visible decay including the contributions from both parents as well as the daughter neutrinos. The blue curves show the respective values of g_S, g_{PS} which give $(\tau/m)_{\text{heaviest}} = 10^{-8}, 10^{-9}$ s/eV.

drawing the 90% C.L. exclusion contours in the $g_S - g_{PS}$ plane in Figure 4 for IO, and in Figure 5 for NO, for both KamLAND and JUNO. To translate these results to the constraints on the ratio of lifetime τ to the mass m , we show the equal τ/m contours as a function of g_S and g_{PS} in Figs. 4 and 5.

7.1 Analysis procedure

We now describe the numerical procedure for calculating the χ^2 for excluding decay. For KamLAND, we consider the data presented in [67] while for JUNO, we simulate the “true

events rates” assuming that neutrinos undergo only standard oscillations and that no neutrino decay occurs. To simulate the true events rates in the case of JUNO, we take the values of the oscillation parameters used in Section 6.

We then “fit” the observed/simulated data with the calculated event rates assuming the existence of neutrino decay, by varying freely the values of g_S and g_{PS} in addition to varying the standard oscillation parameters θ_{12} , θ_{13} , Δm_{21}^2 and $|\Delta m_{31}^2|$ in their currently-allowed 3σ ranges. Note that in the fit we keep the test mass ordering same as the true one. These events rates are called the “test event rates”. The binned- χ^2 are calculated using GLoBES including the marginalization over the systematic uncertainties. We also add χ^2 due to the Gaussian priors corresponding to the test oscillation parameters that are varied in the fit. The formula for the total χ^2 is given by

$$\chi_{\text{total}}^2 = \sum_{i=1}^n 2 [F_i (1 + \xi_1 + \xi_2) - D_i + D_i \ln (D_i / F_i (1 + \xi_1 + \xi_2))] + \sum_k (\xi_k / \sigma_k)^2 + \sum_j (\theta_j - \theta_j^{\text{bf}})^2 / \sigma_j^2. \quad (7.1)$$

Here, $n = 17$ ($n = 200$) is the total number of energy bins for KamLAND (JUNO). F_i and D_i are the theoretical number of events and the observed number of events, respectively, in a given i -th bin. ξ_k are the systematic uncertainty parameters with standard deviation σ_k ; and θ_j^{bf} is the best fit value of a given oscillation parameter θ_j (that are varied in the fit) with a 1σ uncertainty σ_j . For both KamLAND and JUNO, we consider an overall normalization error of $\xi_1 = 5\%$ for signal and 20% for the background events and an energy calibration error of $\xi_2 = 3\%$. For a given choice of the test decay parameters g_S and g_{PS} , we select the least χ_{total}^2 that is obtained after marginalizing over all the test oscillation parameters. The $\Delta\chi^2$ for a given g_S and g_{PS} is obtained through: $\Delta\chi^2 = \chi_{\text{total}}^2 - \chi_{\text{total, smallest}}^2$. We show the resulting contours corresponding to $\Delta\chi^2 = 4.61$ for 2 degree of freedom (DOF) as a function of the test g_S and g_{PS} .

7.2 KamLAND and JUNO bounds on neutrino decay: the inverted mass ordering

We first discuss the potential of the experiments to exclude visible decay for the case of IO, shown in Figure 4. The top panels show the results for KamLAND while the bottom panels show the results for JUNO. The left panels in these figures are for $m_{\text{lightest}} = 10^{-3}$ eV while the right panels are for $m_{\text{lightest}} = 10^{-1}$ eV.

From the top panels of Figure 4, we find that KamLAND excludes $g_S \gtrsim 0.11$ and $g_{PS} \gtrsim 0.11$ for $m_{\text{lightest}} = 10^{-3}$ eV at 90% C.L. For $m_{\text{lightest}} = 10^{-1}$ eV, $g_S \gtrsim 0.06$ and $g_{PS} \gtrsim 1.00$ are excluded. In either case, the constraints correspond to the exclusion of $\tau/m \lesssim 1.1 \times 10^{-9}$ s/eV. From the lower panel, we see that for $m_{\text{lightest}} = 10^{-3}$ eV, JUNO can exclude neutrino visible decay at 90% C.L. for IO if $g_S \gtrsim 0.11$ and $g_{PS} \gtrsim 0.11$. For $m_{\text{lightest}} = 10^{-1}$ eV, if $g_S \gtrsim 0.05$ and $g_{PS} \gtrsim 1.00$, JUNO can exclude neutrino decay at 90 % C.L.. For both KamLAND and JUNO, the constraint for the pseudo-scalar coupling for $m_{\text{lightest}} = 10^{-1}$ eV is much weaker because the functions $h(x)$ and $k(x)$ in Γ are much

smaller than $f(x)$ for $m_{\text{lightest}} = 10^{-1}$ eV, see Figure 1 in [56]. Expressed in terms of τ/m , for IO, JUNO excludes $\tau/m \lesssim 1.1 \times 10^{-9}$ s/eV, which happened to be the same value as that of KamLAND. We see that inclusion of the daughter neutrino contributions does not affect in any significant way the decay exclusion sensitivity. In all the panels, the two curves with and without the daughter's contributions are nearly coincident¹⁰.

It is remarkable that despite that the number of events obtained by KamLAND used for our analysis is 54 times smaller than that for JUNO (2611 vs 140,000), both experiments give very similar bounds (sensitivities). As mentioned at the end of the previous section, we understand that this is mainly because of more than 3 times larger average baseline of KamLAND (~ 180 km) compared to JUNO (~ 53 km) which can largely compensate the much smaller statistics of KamLAND.

Let us now try to understand qualitatively the dependence of the value of m_{lightest} on the sensitivities to g_S and g_{PS} we can see in Figure 4. Since the contributions from daughter neutrinos are small, we just need to pay attention to the decay width Γ in Eq. (A.1), in particular for the helicity conserving case $r = s$ which is dominant.

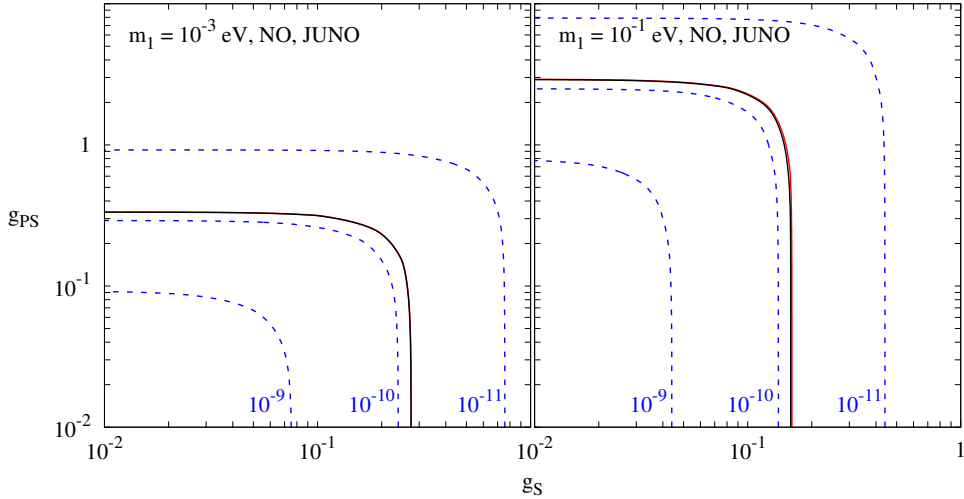


Figure 5: Decay sensitivity plots for JUNO. We show the 90% C.L. contours in the $g_S - g_{PS}$ plane for $m_{\text{lightest}} = 10^{-3}$ eV (10^{-1} eV) in the left (right) panel. The true mass ordering is assumed to be normal. The same notation apply as in Figure 4. The blue curves show the respective values of g_S, g_{PS} which give $(\tau/m)_{\text{heaviest}} = 10^{-9}, 10^{-10}, 10^{-11}$ s/eV.

We first note that in the limit of vanishing m_{lightest} , which corresponds to $x \rightarrow \infty$, the functions $f(x)$, $h(x)$ and $k(x)$ given in eq.(A.2) tend to become equal. See also Figure 1 of Ref. [56]. It implies that both couplings, g_S and g_{PS} , contribute equally to neutrino decay, which explains why the bounds are nearly symmetric to g_S and g_{PS} in the case of $m_{\text{lightest}} = 10^{-3}$ eV.

¹⁰This is not true in general. In the case of electron disappearance channel, the contribution of the neutrino decay to daughter neutrinos is suppressed in both NO (when the $\bar{\nu}_3$ state decays to $\bar{\nu}_1$ or $\bar{\nu}_2$) as well as IO (when $\bar{\nu}_1$ or $\bar{\nu}_2$ decays to $\bar{\nu}_3$) because the production as well as detection involves $\bar{\nu}_e$ which has a very small $\bar{\nu}_3$ content due to the smallness of $|U_{e3}|$. It was shown in Ref. [56] that there can be significant daughter neutrinos in the $\nu_\mu \rightarrow \nu_e$ channel for the NO as the decay does not involve $|U_{e3}|$.

On the other hand, as the assumed true value of m_{lightest} is increased (or x is decreased), the function $f(x)/x$ ($h(x)/x$) is increased (decreased), as can be seen from the first equation in (A.1) and also from Figure 1 of Ref. [56]. It means that the scalar (pseudo-scalar) coupling g_S (g_{PS}) becomes more (less) important for decay. This is the reason why the bound on the scalar (pseudo-scalar) coupling become tighter (milder) at a large value of $m_{\text{lightest}} = 10^{-1}$ eV independent of the mass orderings.

7.3 JUNO bound on neutrino decay: the normal mass ordering

We consider only the JUNO experiment as it was shown previously (see Section 6) that there is little sensitivity to the decay $\nu_3 \rightarrow \nu_{1,2}$ in KamLAND.¹¹ JUNO will be able to place a limit on the decay effect because of the much larger statistics and good energy resolution which allows to detect the damping-like effect in the Δm_{31}^2 driven oscillation we can see in the left middle panel of Figure 1. From Figure 5, we see that for $m_{\text{lightest}} = 10^{-3}$ eV, JUNO can exclude neutrino visible decay at 90% C.L. if $g_S \gtrsim 0.28$ and $g_{PS} \gtrsim 0.33$. For $m_{\text{lightest}} = 10^{-1}$ eV, JUNO can exclude neutrino decay at 90% C.L. if the mass ordering is normal and $g_S \gtrsim 0.16$ and $g_{PS} \gtrsim 2.90$. The constraint on g_{PS} is much weaker mainly due to the same reason described in Section 7.3 for the IO case. Expressed in terms of τ/m , we find that for NO, JUNO excludes $\tau/m \lesssim 7.5 \times 10^{-11}$ s/eV.¹² A comparison between Figs. 4 and 5 indicates that the bounds crucially depend on the choice of the mass ordering: the constraints are milder in the NO by an order of magnitude. In the NO, as in the case of IO, the daughter neutrinos give essentially no contribution to exclusion of decay, leading to almost complete degeneracy of the red and the black curves in Figure 5.

Experiment	(ordering, m_{lightest})	g_S	g_{PS}	τ/m (s/eV)
KamLAND	(IO, 10^{-3} eV)	0.11	0.11	1.1×10^{-9}
KamLAND	(IO, 10^{-1} eV)	0.06	1.00	1.1×10^{-9}
JUNO	(IO, 10^{-3} eV)	0.11	0.11	1.1×10^{-9}
JUNO	(IO, 10^{-1} eV)	0.05	1.00	1.1×10^{-9}
JUNO	(NO, 10^{-3} eV)	0.28	0.33	7.5×10^{-11}
JUNO	(NO, 10^{-1} eV)	0.16	2.90	7.5×10^{-11}

Table 2: The 90% C.L. upper bound on the couplings and the lower bound on the lifetime of active neutrinos for the given mass ordering and the values of the lightest neutrino mass, obtained through the sensitivity analyses of the experiments KamLAND and JUNO. The values of g_S and g_{PS} shown correspond to $\Delta\chi^2 = 4.61$ for 2 DOF. The value of τ/m shown is calculated for the given m_{lightest} and the obtained value of g_S again for 2 DOF.

In Table 2, we summarize the constraints obtained by KamLAND and JUNO discussed in this section.

¹¹This point is reassured in the same numerical analysis as the case of IO.

¹²This number is identical to the one obtained as the 95% CL bound in ref. [55], but for invisible decay and for 1 DOF.

8 Conclusions

In this work, we have discussed the effect of visible neutrino decay which can be detected by observing the positron energy spectrum due to the IBD reaction in reactor neutrino experiments. Modifications of the spectrum not only in the shape but also in the normalization are important. We have obtained the constraints on the lifetime of higher-mass state neutrinos (ν_3 in the NO, and ν_2 or ν_1 in the IO) in medium and long-baseline reactor experiments.

We have used the Majoron model to calculate the neutrino decay rate. We took the two experimental settings, KamLAND and JUNO. They are the most relevant ones because of the long baseline, ~ 180 km for KamLAND, and high energy resolution $\lesssim 3\%$ expected for JUNO in construction. For KamLAND we use the latest data, and for JUNO we assume the exposure of about 220 GW-years which would produce 1.4×10^5 events. In comparison with the constraints on neutrino decay often expressed as the bound on τ/m (τ_3/m_3 for the NO, and τ_2/m_2 for the IO) at 90% C.L. for 1 degree of freedom, we have provided the corresponding information in Table 3.

Experiment	(ordering, m_{lightest})	τ/m (s/eV)
KamLAND	(IO, 10^{-3} eV)	1.4×10^{-9}
KamLAND	(IO, 10^{-1} eV)	1.4×10^{-9}
JUNO	(IO, 10^{-3} eV)	1.4×10^{-9}
JUNO	(IO, 10^{-1} eV)	1.4×10^{-9}
JUNO	(NO, 10^{-3} eV)	1.0×10^{-10}
JUNO	(NO, 10^{-1} eV)	1.0×10^{-10}

Table 3: The 90% C.L. lower bound on the lifetime / mass of active neutrinos for the given mass ordering and the values of the lightest neutrino mass, obtained through the sensitivity analyses of the experiments KamLAND and JUNO. The values of $\tau/m = \tau_3/m_3$ (τ_2/m_2) for the normal (inverted) ordering, calculated for a given m_{lightest} , shown correspond to $\Delta\chi^2 = 2.71$ for 1 DOF.

We found that the lifetime bounds depend crucially on whether the neutrino mass ordering is normal or inverted. Roughly speaking, the results we obtained for JUNO shows that for the IO, the bounds are better than the one for the NO approximately by a factor of 20. In looking into closer detail, KamLAND is insensitive to the decay of ν_3 in the case of NO because of insufficient energy resolution to measure small wiggles of the atmospheric-scale high-frequency oscillations and statistically-insignificant pile-up of events due to daughter neutrinos at lower energies. JUNO, on the other hand, can rule out $\tau/m \lesssim 1.0 \times 10^{-10}$ s/eV for the ν_3 mass eigenstate. We note that this value is quite similar and consistent with the bound of 9.3×10^{-11} s/eV for the same confidence level (90% C.L.), obtained in [55] where the invisible neutrino decay for JUNO was studied. For the case of IO, the bounds of roughly the same order of magnitude are obtained on the decay of the ν_2 mass eigenstate by both KamLAND and JUNO. We find that $\tau/m \lesssim 1.4 \times 10^{-9}$ s/eV is ruled out by both KamLAND and JUNO for the ν_2 mass eigenstate.

We have observed that, in each of these cases, there is no significant improvement in the sensitivity by including the daughter neutrino contributions in the analyses. It is because the effect is suppressed through $|U_{e3}|^2$, which is small. However, in the case of IO, a decrease of $\bar{\nu}_e$ flux by the decay of $\bar{\nu}_2$ and $\bar{\nu}_1$ mass eigenstates produces a clear signature of neutrino decay, yielding a stringent lifetime bound mentioned above. For the NO, neutrino decay acts merely as a damping effect of the fast Δm_{31}^2 -driven oscillations both in JUNO and KamLAND, rendering detection of decay effect harder, in particular, for the latter. We also mention that our lifetime bound depends on m_{lightest} through m_{lightest} dependence of the decay rate.

Acknowledgments

SP, YPPS, and OLGP are thankful for the support of FAPESP funding Grant No. 2014/19164-6. OLGP was supported by FAPESP funding Grant 2016/08308-2, FAEPEX funding grant 2391/2017 and 2541/2019, CNPq grants 304715/2016-6 and 306565/2019-6. YPPS is thankful for the support of FAPESP funding Grant No. 2017/05515-0 and 2019/22961-9. SP is thankful for the support of FAPESP funding Grant No. 2017/02361-1. This study was financed in part by the Coordenação de Aperfeiçoamento de Pessoal de Nível Superior - Brasil (CAPES) - Finance Code 001.

During this work, HM had been visiting Instituto de Física Gleb Wataghin, Universidade Estadual de Campinas in Brazil, Departamento de Física, Pontifícia Universidade Católica do Rio de Janeiro in Brazil, Instituto Física Teórica, UAM/CSIC in Madrid, Research Center for Cosmic Neutrinos, Institute for Cosmic Ray Research, University of Tokyo, before reaching Center for Neutrino Physics, Virginia Tech. He expresses deep gratitude to all of them for their hospitalities and supports. HN thanks the hospitality of the Fermilab Theoretical Department where the final part of this work was done.

A Auxiliary formulae

We have the auxiliary functions, respectively the decay rate, Γ_{ij}^{rs} of $\nu_i^{(r)} \rightarrow \nu_j^{(s)}$ of initial mass state of mass m_i and helicity r and final neutrino mass m_j and helicity s , and normalized spectrum of daughter distribution, $W_{ij}^{rs}(E_\alpha, E_\beta)$ with E_α the energy of initial state and E_β the energy of the final neutrino [56, 69, 71]

$$\Gamma_{ij}^{rs} = \begin{cases} \frac{m_i^2}{16\pi E_i} \left[(g_S^{ij})^2 \left(\frac{f(x_{ij})}{x_{ij}} \right) + (g_{PS}^{ij})^2 \left(\frac{h(x_{ij})}{x_{ij}} \right) \right] & r = s, \\ \frac{m_i^2}{16\pi E_i} \left[((g_S^{ij})^2 + (g_{PS}^{ij})^2) \left(\frac{k(x_{ij})}{x_{ij}} \right) \right] & r \neq s \end{cases}$$

$$W_{ij}^{rs}(E_\alpha, E_\beta) \equiv \frac{1}{\Gamma_{ij}^{rs}} \frac{d\Gamma_{ij}^{rs}(E_\alpha, E_\beta)}{dE_\beta} = \begin{cases} \left(\frac{1}{E_\alpha} \right) \frac{(g_S^{ij})^2(R+2) + (g_{PS}^{ij})^2(R-2)}{(g_S^{ij})^2 f(x_{ij}) + (g_{PS}^{ij})^2 h(x_{ij})} & r = s, \\ \left(\frac{1}{E_\alpha} \right) \frac{\frac{1}{x_{ij}} + x_{ij} - R}{k(x_{ij})} & r \neq s \end{cases} \quad (\text{A.1})$$

where

$$R \equiv \frac{1}{x_{ij}} \frac{E_\alpha}{E_\beta} + x_{ij} \frac{E_\beta}{E_\alpha}$$

with $x_{ij} \equiv m_i/m_j > 1$, and the functions $f(x), h(x), k(x)$ are defined in Eq. (A.2).

$$\begin{aligned} f(x) &= \frac{x}{2} + 2 + \frac{2 \ln(x)}{x} - \frac{2}{x^2} - \frac{1}{(2x^3)}, \\ h(x) &= \frac{x}{2} - 2 + \frac{2 \ln(x)}{x} + \frac{2}{x^2} - \frac{1}{(2x^3)}, \\ k(x) &= \frac{x}{2} - \frac{2 \ln(x)}{x} - \frac{1}{(2x^3)}. \end{aligned} \tag{A.2}$$

References

- [1] S. T. Petcov, *The Processes $\mu \rightarrow e\gamma, \mu \rightarrow ee\bar{e}, \nu' \rightarrow \nu\gamma$ in the Weinberg-Salam Model with Neutrino Mixing*, *Sov. J. Nucl. Phys.* **25** (1977) 340.
- [2] W. J. Marciano and A. I. Sanda, *Exotic Decays of the Muon and Heavy Leptons in Gauge Theories*, *Phys. Lett.* **67B** (1977) 303–305.
- [3] B. W. Lee and R. E. Shrock, *Natural suppression of symmetry violation in gauge theories: Muon- and electron-lepton-number nonconservation*, *Phys. Rev. D* **16** (Sep, 1977) 1444–1473.
- [4] R. E. Shrock, *Electromagnetic Properties and Decays of Dirac and Majorana Neutrinos in a General Class of Gauge Theories*, *Nucl. Phys.* **B206** (1982) 359–379.
- [5] J. A. Frieman, H. E. Haber and K. Freese, *Neutrino Mixing, Decays and Supernova Sn1987a*, *Phys. Lett.* **B200** (1988) 115.
- [6] KAMIOKANDE-II collaboration, K. S. Hirata et al., *Observation of a Neutrino Burst from the Supernova SN 1987a*, *Phys. Rev. Lett.* **58** (1987) 1490–1493.
- [7] IMB COLLABORATION collaboration, R. M. Bionta et al., *Observation of a Neutrino Burst in Coincidence with Supernova SN 1987a in the Large Magellanic Cloud*, *Phys. Rev. Lett.* **58** (1987) 1494.
- [8] Z. G. Berezhiani and A. Y. Smirnov, *Matter Induced Neutrino Decay and Supernova SN1987A*, *Phys. Lett.* **B220** (1989) 279–284.
- [9] M. Kachelriess, R. Tomas and J. W. F. Valle, *Supernova bounds on Majoron emitting decays of light neutrinos*, *Phys. Rev.* **D62** (2000) 023004, [[arXiv:hep-ph/0001039](#)].
- [10] R. Tomas, H. Pas and J. W. F. Valle, *Generalized bounds on Majoron - neutrino couplings*, *Phys. Rev.* **D64** (2001) 095005, [[arXiv:hep-ph/0103017](#)].
- [11] M. Lindner, T. Ohlsson and W. Winter, *Decays of supernova neutrinos*, *Nucl. Phys.* **B622** (2002) 429–456, [[arXiv:astro-ph/0105309](#)].
- [12] S. Ando, *Decaying neutrinos and implications from the supernova relic neutrino observation*, *Phys. Lett.* **B570** (2003) 11, [[arXiv:hep-ph/0307169](#)].
- [13] S. Ando, *Appearance of neutronization peak and decaying supernova neutrinos*, *Phys. Rev.* **D70** (2004) 033004, [[arXiv:hep-ph/0405200](#)].

- [14] G. L. Fogli, E. Lisi, A. Mirizzi and D. Montanino, *Three generation flavor transitions and decays of supernova relic neutrinos*, *Phys. Rev.* **D70** (2004) 013001, [[arXiv:hep-ph/0401227](#)].
- [15] A. de Gouvêa, I. Martinez-Soler and M. Sen, *Impact of neutrino decays on the supernova neutronization-burst flux*, *Phys. Rev. D* **101** (2020) 043013, [[1910.01127](#)].
- [16] J. N. Bahcall, N. Cabibbo and A. Yahil, *Are neutrinos stable particles?*, *Phys. Rev. Lett.* **28** (1972) 316–318.
- [17] R. S. Raghavan, X.-G. He and S. Pakvasa, *MSW Catalyzed Neutrino Decay*, *Phys. Rev.* **D38** (1988) 1317–1320.
- [18] Z. G. Berezhiani, G. Fiorentini, M. Moretti and A. Rossi, *Fast neutrino decay and solar neutrino detectors*, *Z. Phys.* **C54** (1992) 581–586.
- [19] A. S. Joshipura and S. D. Rindani, *Fast neutrino decay in the minimal seesaw model*, *Phys. Rev.* **D46** (1992) 3000–3007, [[hep-ph/9205220](#)].
- [20] A. Acker, A. Joshipura and S. Pakvasa, *A Neutrino decay model, solar anti-neutrinos and atmospheric neutrinos*, *Phys. Lett.* **B285** (1992) 371–375.
- [21] Z. G. Berezhiani, G. Fiorentini, A. Rossi and M. Moretti, *Neutrino decay solution of the solar neutrino problem revisited*, *JETP Lett.* **55** (1992) 151–156.
- [22] Z. G. Berezhiani and A. Rossi, *Matter induced neutrino decay: New candidate for the solution to the solar neutrino problem*, in *4th International Symposium on Neutrino Telescopes*, pp. 123–135, 6, 1993. [hep-ph/9306278](#).
- [23] S. Choubey, S. Goswami and D. Majumdar, *Status of the neutrino decay solution to the solar neutrino problem*, *Phys. Lett.* **B484** (2000) 73–78, [[arXiv:hep-ph/0004193](#)].
- [24] A. Bandyopadhyay, S. Choubey and S. Goswami, *MSW mediated neutrino decay and the solar neutrino problem*, *Phys.Rev.* **D63** (2001) 113019.
- [25] J. F. Beacom and N. F. Bell, *Do solar neutrinos decay?*, *Phys.Rev.* **D65** (2002) 113009.
- [26] A. S. Joshipura, E. Masso and S. Mohanty, *Constraints on decay plus oscillation solutions of the solar neutrino problem*, *Phys.Rev.* **D66** (2002) 113008.
- [27] A. Bandyopadhyay, S. Choubey and S. Goswami, *Neutrino decay confronts the SNO data*, *Phys.Lett.* **B555** (2003) 33–42.
- [28] C. R. Das and J. Pulido, *Improving LMA predictions with non-standard interactions: Neutrino decay in solar matter?*, *Phys.Rev.* **D83** (2011) 053009.
- [29] J. M. Berryman, A. de Gouvêa and D. Hernandez, *Solar Neutrinos and the Decaying Neutrino Hypothesis*, *Phys. Rev.* **D92** (2015) 073003, [[1411.0308](#)].
- [30] R. Picoreti, M. M. Guzzo, P. C. de Holanda and O. L. G. Peres, *Neutrino Decay and Solar Neutrino Seasonal Effect*, *Phys. Lett.* **B761** (2016) 70–73, [[arXiv:1506.08158](#)].
- [31] SNO collaboration, B. Aharmim et al., *Constraints on Neutrino Lifetime from the Sudbury Neutrino Observatory*, *Phys. Rev.* **D99** (2019) 032013, [[1812.01088](#)].
- [32] L. Funcke, G. Raffelt and E. Vitagliano, *Distinguishing Dirac and Majorana neutrinos by their decays via Nambu-Goldstone bosons in the gravitational-anomaly model of neutrino masses*, *Phys. Rev. D* **101** (2020) 015025, [[1905.01264](#)].

- [33] S. Hannestad and G. Raffelt, *Constraining invisible neutrino decays with the cosmic microwave background*, *Phys. Rev.* **D72** (2005) 103514, [[hep-ph/0509278](#)].
- [34] P. Baerwald, M. Bustamante and W. Winter, *Neutrino Decays over Cosmological Distances and the Implications for Neutrino Telescopes*, *JCAP* **1210** (2012) 020, [[arXiv:1208.4600](#)].
- [35] L. Dorame, O. G. Miranda and J. W. F. Valle, *Invisible decays of ultra-high energy neutrinos*, *Front.in Phys.* **1** (2013) 25, [[arXiv:1303.4891](#)].
- [36] M. Bustamante, J. F. Beacom and K. Murase, *Testing decay of astrophysical neutrinos with incomplete information*, *Phys. Rev.* **D95** (2017) 063013, [[1610.02096](#)].
- [37] G. Pagliaroli, A. Palladino, F. L. Villante and F. Vissani, *Testing nonradiative neutrino decay scenarios with IceCube data*, *Phys. Rev.* **D92** (2015) 113008, [[arXiv:1506.02624](#)].
- [38] M. Escudero and M. Fairbairn, *Cosmological Constraints on Invisible Neutrino Decays Revisited*, *Phys. Rev.* **D100** (2019) 103531, [[1907.05425](#)].
- [39] V. D. Barger, J. G. Learned, S. Pakvasa and T. J. Weiler, *Neutrino decay as an explanation of atmospheric neutrino observations*, *Phys. Rev. Lett.* **82** (1999) 2640–2643, [[arXiv:astro-ph/9810121](#)].
- [40] G. L. Fogli, E. Lisi, A. Marrone and G. Scioscia, *Super-Kamiokande data and atmospheric neutrino decay*, *Phys. Rev.* **D59** (1999) 117303, [[arXiv:hep-ph/9902267](#)].
- [41] D. Meloni and T. Ohlsson, *Neutrino flux ratios at neutrino telescopes: The Role of uncertainties of neutrino mixing parameters and applications to neutrino decay*, *Phys. Rev.* **D75** (2007) 125017, [[arXiv:hep-ph/0612279](#)].
- [42] M. Maltoni and W. Winter, *Testing neutrino oscillations plus decay with neutrino telescopes*, *JHEP* **0807** (2008) 064, [[arXiv:0803.2050](#)].
- [43] M. C. Gonzalez-Garcia and M. Maltoni, *Status of Oscillation plus Decay of Atmospheric and Long-Baseline Neutrinos*, *Phys. Lett.* **B663** (2008) 405–409, [[arXiv:0802.3699](#)].
- [44] S. Choubey, S. Goswami, C. Gupta, S. M. Lakshmi and T. Thakore, *Sensitivity to neutrino decay with atmospheric neutrinos at the INO-ICAL detector*, *Phys. Rev.* **D97** (2018) 033005, [[1709.10376](#)].
- [45] P. B. Denton and I. Tamborra, *Invisible Neutrino Decay Could Resolve IceCube’s Track and Cascade Tension*, *Phys. Rev. Lett.* **121** (2018) 121802, [[1805.05950](#)].
- [46] S. Choubey, S. Goswami, C. Gupta, L. S. Mohan and T. Thakore, *Study of invisible neutrino decay and oscillation in the presence of matter with a 50 kton magnetised iron detector*, *PoS NuFact2017* (2018) 147.
- [47] R. A. Gomes, A. L. G. Gomes and O. L. G. Peres, *Constraints on neutrino decay lifetime using long-baseline charged and neutral current data*, *Phys. Lett.* **B740** (2015) 345–352, [[arXiv:1407.5640](#)].
- [48] A. L. G. Gomes, “Master Thesis in portuguese, : Limites nos parâmetros do modelo de oscilação com decaimento de neutrinos usando os dados do experimento MINOS.” In portuguese, <https://repositorio.bc.ufg.br/tede/handle/tede/7509>, 2014.
- [49] G. Pagliaroli, N. Di Marco and M. Mannarelli, *Enhanced tau neutrino appearance through invisible decay*, *Phys. Rev.* **D93** (2016) 113011, [[1603.08696](#)].
- [50] A. M. Gago, R. A. Gomes, A. L. G. Gomes, J. Jones-Perez and O. L. G. Peres, *Visible*

- neutrino decay in the light of appearance and disappearance long baseline experiments, *JHEP* **11** (2017) 022, [[1705.03074](#)].
- [51] S. Choubey, S. Goswami and D. Pramanik, *A study of invisible neutrino decay at DUNE and its effects on θ_{23} measurement*, *JHEP* **02** (2018) 055, [[1705.05820](#)].
 - [52] S. Choubey, D. Dutta and D. Pramanik, *Invisible neutrino decay in the light of NOvA and T2K data*, *JHEP* **08** (2018) 141, [[1805.01848](#)].
 - [53] P. F. de Salas, S. Pastor, C. A. Ternes, T. Thakore and M. Tórtola, *Constraining the invisible neutrino decay with KM3NeT-ORCA*, *Phys. Lett.* **B789** (2019) 472–479, [[1810.10916](#)].
 - [54] J. Tang, T.-C. Wang and Y. Zhang, *Invisible neutrino decays at the MOMENT experiment*, *JHEP* **04** (2019) 004, [[1811.05623](#)].
 - [55] T. Abrahão, H. Minakata, H. Nunokawa and A. A. Quiroga, *Constraint on Neutrino Decay with Medium-Baseline Reactor Neutrino Oscillation Experiments*, *JHEP* **11** (2015) 001, [[1506.02314](#)].
 - [56] P. Coloma and O. L. G. Peres, *Visible neutrino decay at DUNE*, [1705.03599](#).
 - [57] M. V. Ascencio-Sosa, A. M. Calatayud-Cadenillas, A. M. Gago and J. Jones-Pérez, *Matter effects in neutrino visible decay at future long-baseline experiments*, *Eur. Phys. J.* **C78** (2018) 809, [[1805.03279](#)].
 - [58] G.-Y. Huang and S. Zhou, *Constraining Neutrino Lifetimes and Magnetic Moments via Solar Neutrinos in the Large Xenon Detectors*, *JCAP* **1902** (2019) 024, [[1810.03877](#)].
 - [59] Y. Chikashige, R. N. Mohapatra and R. D. Peccei, *Spontaneously Broken Lepton Number and Cosmological Constraints on the Neutrino Mass Spectrum*, *Phys. Rev. Lett.* **45** (1980) 1926.
 - [60] Y. Chikashige, R. N. Mohapatra and R. D. Peccei, *Are There Real Goldstone Bosons Associated with Broken Lepton Number?*, *Phys. Lett.* **B98** (1981) 265–268.
 - [61] J. Schechter and J. W. F. Valle, *Neutrino Decay and Spontaneous Violation of Lepton Number*, *Phys. Rev.* **D25** (1982) 774.
 - [62] G. B. Gelmini and M. Roncadelli, *Left-Handed Neutrino Mass Scale and Spontaneously Broken Lepton Number*, *Phys. Lett.* **B99** (1981) 411–415.
 - [63] G. B. Gelmini and J. W. F. Valle, *Fast Invisible Neutrino Decays*, *Phys. Lett.* **B142** (1984) 181.
 - [64] A. G. Doroshkevich, A. A. Klypin and M. Y. Khlopov, *Cosmological Models with Unstable Neutrinos*, *Sov. Astron.* **32** (Apr., 1988) 127.
 - [65] Z. G. Berezhiani and M. Yu. Khlopov, *Physics of cosmological dark matter in the theory of broken family symmetry. (In Russian)*, *Sov. J. Nucl. Phys.* **52** (1990) 60–64.
 - [66] A. G. Dias, A. Doff, C. A. de S. Pires and P. S. Rodrigues da Silva, *Neutrino decay and neutrinoless double beta decay in a 3-3-1 model*, *Phys. Rev.* **D72** (2005) 035006, [[hep-ph/0503014](#)].
 - [67] KAMLAND COLLABORATION collaboration, A. Gando et al., *Reactor On-Off Antineutrino Measurement with KamLAND*, *Phys. Rev.* **D88** (2013) 033001, [[arXiv:1303.4667](#)].
 - [68] JUNO collaboration, F. An et al., *Neutrino Physics with JUNO*, *J. Phys.* **G43** (2016) 030401, [[1507.05613](#)].

- [69] M. Lindner, T. Ohlsson and W. Winter, *A Combined treatment of neutrino decay and neutrino oscillations*, *Nucl. Phys.* **B607** (2001) 326–354, [[hep-ph/0103170](#)].
- [70] C. W. Kim and W. P. Lam, *Some remarks on neutrino decay via a Nambu-Goldstone boson*, *Mod. Phys. Lett.* **A5** (1990) 297–299.
- [71] S. Palomares-Ruiz, S. Pascoli and T. Schwetz, *Explaining LSND by a decaying sterile neutrino*, *JHEP* **0509** (2005) 048, [[arXiv:hep-ph/0505216](#)].
- [72] PARTICLE DATA GROUP collaboration, M. Tanabashi et al., *Review of Particle Physics*, *Phys. Rev.* **D98** (2018) 030001.
- [73] P. Huber, M. Lindner and W. Winter, *Simulation of long-baseline neutrino oscillation experiments with GLoBES (General Long Baseline Experiment Simulator)*, *Comput. Phys. Commun.* **167** (2005) 195, [[hep-ph/0407333](#)].
- [74] P. Huber, J. Kopp, M. Lindner, M. Rolinec and W. Winter, *New features in the simulation of neutrino oscillation experiments with GLoBES 3.0: General Long Baseline Experiment Simulator*, *Comput. Phys. Commun.* **177** (2007) 432–438, [[hep-ph/0701187](#)].
- [75] P. F. de Salas, D. V. Forero, C. A. Ternes, M. Tortola and J. W. F. Valle, *Status of neutrino oscillations 2018: 3σ hint for normal mass ordering and improved CP sensitivity*, *Phys. Lett.* **B782** (2018) 633–640, [[1708.01186](#)].