

Maximally inflected real trigonal curves on Hirzebruch surfaces

V.I. Zvonilov.

ABSTRACT. In 2014 A. Degtyarev, I. Itenberg and the author gave a description, up to fiberwise equivariant deformations, of maximally inflected real trigonal curves of type I (over a base B of an arbitrary genus) in terms of the combinatorics of sufficiently simple graphs and for $B = \mathbb{P}^1$ obtained a complete classification of such curves. In this paper, the mentioned results are extended to maximally inflected real trigonal curves of type II over $B = \mathbb{P}^1$. As usual, the results for such curves are extended to real Jacobian elliptic surfaces with all singular fibers real.

1. Introduction

The notion of maximally inflected real trigonal curve on a geometrically ruled surface (see Section 2.1) can be considered as some kind of a generalization of a maximal by Harnack real trigonal curve (see Introduction in [DIZ]). For maximally inflected curves of type I (see the definition of type in Section 2.1) over a base of any genus, a description up to equivariant deformations was done in [DIZ]. The present paper develops the techniques used in [DIZ] and extends its results to maximally inflected trigonal curves over the rational base of any type. As in [DIK] and [DIZ], the results for such curves are also extended, almost literally, to real Jacobian elliptic surfaces with all singular fibers real.

Throughout the paper, all varieties are over \mathbf{C} (usually, with a real structure) and nonsingular.

1.1. Principal results. As in [DIZ], the principal tool used in the paper is the notion of *dessin*, see Section 3, which is a real version of Grothendieck's *dessin d'enfants* of the functional j -invariant of the curve; this concept was originally suggested by S. Orevkov [O] and then developed in [DIK] and in the fundamental book [D], where the study of deformation classes of real trigonal curves was reduced to that of dessins, see Proposition 2. In the case of maximally inflected curves over the rational base, we manage to simplify the rather complicated combinatorial structure of dessins to somewhat smaller graphs, which are called *skeletons*, see

2010 *Mathematics Subject Classification*. Primary 14P25; Secondary 14H45, 14J27, 05C90.

Key words and phrases. Trigonal curve, real elliptic surface, *dessins d'enfants*, type of real algebraic curve.

Section 4. The principal result of the paper is Theorem 2 which establishes a one-to-one correspondence between the equivariant fiberwise deformation classes of maximally inflected trigonal curves over the rational base and certain equivalence classes of skeletons.

In the paper, the study is restricted to the case of rational base because it is not difficult to construct an example of two nonequivalent, up to fiberwise equivariant deformations, maximally inflected trigonal curves of type II over a base of positive genus with the same skeleton. Thus, below all trigonal curves are over the rational base.

Theorem 2 is used to a constructive description of the real parts realized by maximally inflected trigonal curves, see Section 5.

As already noted in [DIZ], along with the deformation equivalence, there is a weaker relation, the so called *rigid isotopy*, which does not take the ruling of the surface containing trigonal curves into account and is defined as a path in the space of nonsingular trigonal curves. It turns out that, up to rigid isotopy, the assumption that a curve over the rational base should be maximally inflected is not very restrictive (see Theorem 3). In the last part of the paper it is proved that the weak equivalence differs from the deformation one even for curves of type I.

1.2. Contents of the paper. Sections 2 and 3, following [DIZ] and [DIK], recall a few notions and facts related to topology of real trigonal curves and their dessins, respectively. In Section 4, we introduce skeletons, define their equivalence, and prove Theorem 2. In Section 5 we introduce *blocks*, which are the ‘elementary pieces’ constituting the dessin of any maximally inflected curve. Finally, in Section 6 we compare the weak equivalence with the deformation one.

2. Trigonal curves and elliptic surfaces

This section, following [DIZ], recalls a few basic notions and facts related to topology of real trigonal curves and elliptic surfaces.

A *real variety* is a complex algebraic variety V with an anti-holomorphic involution $c = c_V : V \rightarrow V$. The fixed point set $V_{\mathbb{R}} = \text{Fix } c$ is called the *real part* of V . A regular morphism $f : V \rightarrow W$ of two real varieties is called *real*, or *equivariant* if $f \circ c_V = c_W \circ f$.

A nonsingular real algebraic curve is of *type I* (of *type II*) if the set of its real points divides (not divides) the set of its complex points.

2.1. Real trigonal curves. Let $\pi : \Sigma_d \rightarrow \mathbb{P}^1$ be a real Hirzebruch surface (rational geometrically ruled surface) with the real exceptional section E , $E^2 = -d < 0$. The fibers of the ruling π are called *vertical*, *e.g.*, we speak about vertical tangents, vertical flexes *etc.*

A *trigonal curve* on Σ_d is a reduced curve $C \subset \Sigma_d$ disjoint from E and such that the restriction $\pi_C : C \rightarrow \mathbb{P}^1$ of π has degree three. In an affine chart on Σ_d , the section E and such a curve C are defined by equations $y = \infty$ and $y^3 + b(x)y + w(x) = 0$, where b and w are certain sections that can be considered as homogeneous polynomials of degrees $2d$ and $3d$.

A nonsingular real trigonal curve C is *almost generic* (*maximally inflected*) if C is nonsingular and all zeros of the discriminant $\Delta(x) = 4b^3 + 27w^2$ are simple (resp., simple and real). It is *hyperbolic* if the restriction $C_{\mathbb{R}} \rightarrow \mathbb{P}_{\mathbb{R}}^1$ of π is three-to-one.

For a real trigonal curve $C : y^3 + b(x)y + w(x) = 0$, the rational function $j = j_C = \frac{4b^3}{\Delta} = 1 - \frac{27w^2}{\Delta}$ is the j -invariant of C . An almost generic curve is *generic* if, for each real critical value t of its j -invariant, the ramification index of each pull-back of $t = 0$ (respectively, $t \neq 0$) equals 3 (respectively, 2) and all pull-backs of $t \notin \{0, 1\}$ are real. Any almost generic real trigonal curve can be perturbed to a generic one.

The real part of a non-hyperbolic curve C has a unique *long component* l , characterized by the fact that the restriction $l \rightarrow \mathbb{P}_{\mathbb{R}}^1$ of π is of degree ± 1 . All other components of $C_{\mathbb{R}}$ are called *ovals*; they are mapped to $\mathbb{P}_{\mathbb{R}}^1$ with degree 0. Let $Z \subset \mathbb{P}_{\mathbb{R}}^1$ be the set of points with more than one preimage in $C_{\mathbb{R}}$. Then, each oval projects to a whole component of Z , which is also called an oval. The other components of Z , as well as their preimages in l , are called *zigzags*.

2.2. Deformations. Throughout this paper, by a *deformation* of a trigonal curve $C \subset \Sigma_d$ we mean a deformation of C in the sense of Kodaira–Spencer. A deformation of an almost generic curve is called *fiberwise* if the curve remains almost generic throughout the deformation.

Deformation equivalence of real trigonal curves is the equivalence relation generated by equivariant fiberwise deformations and real isomorphisms.

2.3. Jacobian surfaces. A real surface X is said to be of *type I* if $[X_{\mathbb{R}}] = w_2(X)$ in $H_2(X; \mathbb{Z}_2)$.

Let $C \subset \Sigma_d$ be a nonsingular trigonal curve. Assume that $d = 2k$ is even and consider a double covering $p : X \rightarrow \Sigma_d$ of Σ_d ramified at $C + E$. It is a Jacobian elliptic surface.

The following statement is a consequence of [DIZ, 2.4.2, 2.5.2].

PROPOSITION 1. *Let $C \subset \Sigma_d$ be a real trigonal curve. Then, a Jacobian elliptic surface X ramified at $C + E$ is of type I if and only if C is of type I.*

3. Dessins

Instead of usual approach to the notion of dessin as a special case of a trichotomic graph (see [DIK, 5] and [DIZ, 3]), in this paper, a *dessin* is defined as a graph Γ in a disk isomorphic to the dessin of a generic real trigonal curve (see below). Such a definition is relevant due to Proposition 2 below.

Let D be the quotient of \mathbb{P}^1 by the complex conjugation and $\text{pr} : \mathbb{P}^1 \rightarrow D$ be the projection. For the j -invariant $j_C : \mathbb{P}^1 \rightarrow \mathbb{P}^1 = \mathbb{C} \cup \{\infty\}$ of a generic real trigonal curve $C \subset \Sigma_d$, decorate $\mathbb{P}_{\mathbb{R}}^1$ lying in the target Riemann sphere and endowed with the positive orientation (*i.e.*, the order of \mathbb{R}), as follows: 0, 1, and ∞ are, respectively, \bullet -, \circ -, and \times -vertices; $(\infty, 0)$, $(0, 1)$, and $(1, \infty)$ are, respectively, solid, bold, and dotted edges. The accordingly oriented and decorated graph $\Gamma_C = \text{pr}(j_C^{-1}(\mathbb{P}_{\mathbb{R}}^1))$ is a *dessin* of C , its *monochrome* vertices being the branch points with real critical values other than 0, 1. Since C is generic, Γ_C has no *inner* (*i.e.*, not real) monochrome vertices and the valency of any monochrome vertex is 3. This definition implies that Γ_C has no oriented monochrome cycles. The *degree* of Γ_C is $3d$. A dessin of degree 3 is called a *cubic*.

In the drawings, (portions of) the *real part* $\partial D \cap \Gamma$ of a dessin Γ are indicated by wide grey lines.

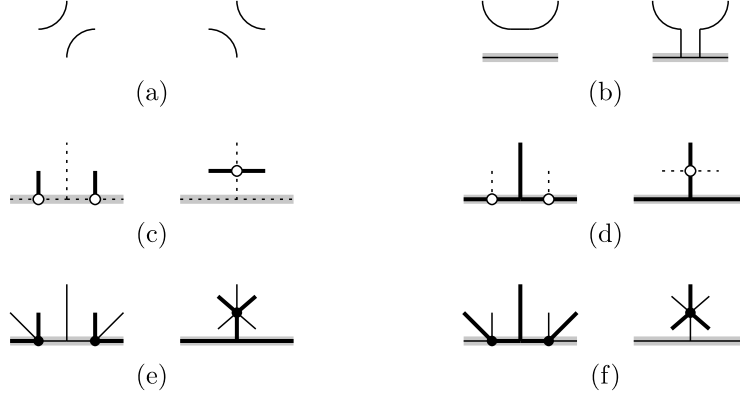


FIGURE 1. Elementary moves of dessins

For a graph $\Gamma \subset D$, we denote by D_Γ the closed cut of D along Γ . The connected components of D_Γ are called *regions* of Γ . A region with three *essential* (i.e., \bullet -, \circ -, and \times -) vertices in the boundary is called *triangular*.

3.1. Pillars. A dessin Γ is called *hyperbolic*, if all its real edges are dotted. It corresponds to a hyperbolic curve.

For some real edges of the same kind of the decoration of a dessin Γ , if a union of the closures of them is homeomorphic to a closed interval, this union is called a *segment*. A dotted (bold) segment is called *maximal* if it is bounded by two \times - (respectively, \bullet -) vertices. A *dotted/bold pillar* (*n-pillar*) is a maximal dotted/bold segment (with the number of \circ -vertices being equal n).

If Γ is non-hyperbolic, the ovals and zigzags in $\mathbb{P}_{\mathbb{R}}^1$ are represented by the dotted pillars of Γ , which contain even and odd number of \circ -vertices, respectively. These pillars are also called *ovals* and *zigzags* of Γ .

A bold pillar with an even/odd number of \circ -vertices is called a *wave/jump*.

3.2. Two dessins are called *equivalent* if, after a homeomorphism of the disk, they are connected by a finite sequence of isotopies and the following *elementary moves*:

- *monochrome modification*, see Figure 1(a);
- *creating (destroying) a bridge*, see Figure 1(b), where a *bridge* is a pair of monochrome vertices connected by a real monochrome edge;
- *\circ -in* and its inverse *\circ -out*, see Figure 1(c) and (d);
- *\bullet -in* and its inverse *\bullet -out*, see Figure 1(e) and (f).

(In the first two cases, a move is considered valid only if the result is again a dessin. In other words, one needs to check the absence of oriented monochrome cycles.) An equivalence of two dessins is called *restricted* if the homeomorphism is identical and the isotopies above can be chosen to preserve the pillars (as sets).

The following statement is proved in [DIK, 5.3].

PROPOSITION 2. *Each dessin Γ is of the form Γ_C for some generic real trigonal curve C . Two generic real trigonal curves are deformation equivalent (in the class of almost generic real trigonal curves) if and only if their dessins are equivalent. \square*

3.3. Indecomposable dessins. For $j = 1, 2$, let D_j be a disk, $\Gamma_j \subset D_j$ a dessin, $I_j \subset \partial D_j$ a segment whose endpoints are not vertices of Γ . Let $\varphi : I_1 \rightarrow I_2$ be an isomorphism, *i.e.*, a diffeomorphism of the segments establishing a graph isomorphism $\Gamma \cap I_1 \rightarrow \Gamma \cap I_2$. Consider the quotient $D_\varphi = (D_1 \sqcup D_2) / \{x \sim \varphi(x)\}$ and the image $\Gamma'_\varphi \subset D_\varphi$ of Γ . Denote by Γ_φ the graph obtained from Γ'_φ by erasing the image of I_1 , if φ is orientation reversing, or converting the images of the endpoints of I_1 to monochrome vertices otherwise.

In what follows we always assume that either I_j is part of an edge of Γ_j or I_j contains a single \circ -vertex. In the latter case, φ is unique up to isotopy; in the former case, φ is determined by whether it is orientation preserving or orientation reversing. If Γ_φ is a dessin, it is called the result of *gluing* Γ_1, Γ_2 along φ . The image of I_1 is called a *cut* in Γ_φ . The cut is called *genuine* (*artificial*) if φ is orientation preserving (respectively, reversing); it is called a solid, dotted, or bold cut according to the structure of $\Gamma \cap I_1$. (The terms dotted and bold still apply to cuts containing a \circ -vertex.) A *junction* is a genuine gluing dessins along isomorphic parts of two zigzags.

A dessin that is not equivalent to the result of gluing other dessins is called *indecomposable*.

3.4. Unramified dessins. A dessin is called *unramified*, if all its \times -vertices are real. In other words, unramified are the dessins corresponding to maximally inflected curves. In this subsection, we assume that Γ is an unramified dessin.

Due to Theorem [DIZ, 4.3.8], the inner dotted edges of an unramified dessin of type I have *types* 2 or 3. Extend the notion of type of an inner dotted edge to the case of an unramified dessin of type II. Such an edge is of *type* 3 or 2 if it can or cannot be adjacent to an inner \circ -vertex (maybe after a \circ -in).

The following theorem describes pillars of an unramified dessin and its inner dotted edges. It is an immediate consequence of the definitions of unramified dessin and type of dotted edge.

THEOREM 1. *Let Γ be an unramified dessin of type I. Then*

- (1) *the pillars of Γ are dotted (ovals, zigzags) or bold (waves, jumps);*
- (2) *a bold n -pillar is connected by n outgoing inner dotted edges of type 2 with dotted pillars, which are 0-pillars if Γ is bridge free;*
- (3) *two dotted pillars are interconnected by an inner dotted edge of type 2 or 3, or a pair of edges of type 3 attached to an inner \circ -vertex each;*
- (4) *if two dotted pillars are interconnected by an inner dotted edge of type 2 then the edge is adjacent to a dotted bridge and the second inner edge adjacent to the bridge is of type 2.* □

4. Skeletons

Here the notion of skeleton introduced in [DIZ] for maximally inflected trigonal curves of type I is extended, in the case of curves over the rational base, to maximally inflected curves of any type.

Unramified dessins can be reduced to simpler objects, the so called skeletons, which are obtained by disregarding all but dotted edges. The principal result of this section is Theorem 2 describing maximally inflected trigonal curves in terms of skeletons.

4.1. Abstract skeletons. Consider an embedded (finite) graph $\text{Sk} \subset \bar{D}$ in a disk \bar{D} . We do not exclude the possibility that some of the vertices of Sk belong to the boundary of \bar{D} ; such vertices are called *real*, the other ones are called *inner*. The set of edges at each real (respectively, inner) vertex v of Sk inherits from \bar{D} a pair of opposite linear (respectively, cyclic) orders. The *immediate neighbors* of an edge e at v are the immediate predecessor and successor of e with respect to (any) one of these orders. A *first neighbor path* in Sk is a sequence of oriented edges of Sk such that each edge is followed by one of its immediate neighbors.

Below, we consider graphs with edges of two kinds: directed and undirected. We call such graphs *partially directed*. The directed and undirected parts (the unions of the corresponding edges and adjacent vertices) of a partially directed graph Sk are denoted by Sk_{dir} and Sk_{ud} , respectively.

DEFINITION 1. Let \bar{D} be a disk. An *abstract skeleton* is a partially directed embedded graph $\text{Sk} \subset \bar{D}$, disjoint from the boundary $\partial\bar{D}$ except for some vertices, and satisfying the following conditions:

- (1) each vertex is *white* or *black*, any white vertex is real, any inner black vertex is isolated, any edge adjacent to a black vertex (named *source*) is directed outgoing, any black/white isolated vertex belongs to $\text{Sk}_{\text{dir}} / \text{Sk}_{\text{ud}}$;
- (2) any immediate neighbor of an incoming edge is an outgoing one;
- (3) Sk has no first neighbor cycles;
- (4) the boundary $\partial\bar{D}$ has a vertex of Sk ;
- (5) $b_1 + 3b = v + z$ for each component R of the cut (see the definition in Section 3) \bar{D}_{Sk} where b_1 is the number of black vertices with a single directed adjacent edge at ∂R , v is the number of (black) vertices with two adjacent outgoing edges at ∂R , b is the number of black isolated vertices in R , z is the number of connected components of $\text{Sk}_{\text{ud}} \cap \partial R$;

If additionally

- (6) $\text{Sk}_{\text{dir}} \cap \text{Sk}_{\text{ud}} = \emptyset$, so each vertex is either directed or undirected;
- (7) at each vertex, there are no directed outgoing immediate neighbors;
- (8) each white vertex of Sk_{dir} has odd valency and is a *sink* which means that the number of its adjacent incoming edges is one greater than the number of outgoing edges;
- (9) each black vertex is real and monovalent (thus, is a source);
- (10) each boundary component l of \bar{D} is subject to the *parity rule*: vertices of Sk_{dir} and Sk_{ud} alternate along l ,

then Sk is a *type I skeleton* and the condition (5) could be omitted due to (10).

REMARK 1. The abstract skeleton Sk defined in [DIZ, 5.1.1] is a type I skeleton. The condition (1) of Definition [DIZ, 5.1.1] is fulfilled by (2) and (7) of Definition 1, the conditions (2) and (3) by (8) and (9), the condition (4) by (3) and (9), the condition (5) by (4) and (10) of Definition 1, the condition (6) due to \bar{D} is a disk.

4.2. Admissible orientations.

DEFINITION 2. Let $\text{Sk} \subset \bar{D}$ be an abstract skeleton. An orientation of Sk extending the one of Sk_{dir} is called *admissible* if, at each vertex, no two incoming edges are immediate neighbors. An *elementary inversion* of an admissible orientation is the reversal of the direction for one of the edges of Sk_{ud} so that the result is again an admissible orientation.

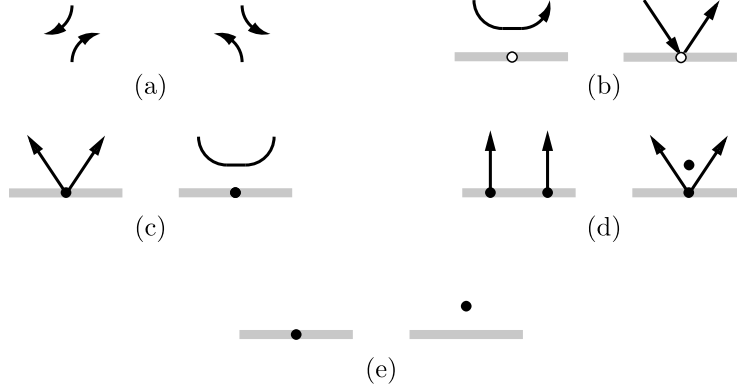


FIGURE 2. Elementary moves of skeletons

PROPOSITION 3. *Any abstract skeleton Sk has an admissible orientation. Any two admissible orientations of Sk can be connected by a sequence of elementary inversions.*

PROPOSITION 4. *Let $\text{Sk} \subset \bar{D}$ be an abstract skeleton and e_1, e_2 two distinct edges of Sk_{ud} . Then, out of the four states (orientations) of the pair e_1, e_2 , at least three extend to an admissible orientation.*

PROOF OF PROPOSITIONS 3 AND 4. In the case of type I skeleton, the proof of the corresponding propositions [DIZ, 5.2.2, 5.2.3] uses first neighbor paths in Sk_{ud} . In the general case, due to the condition (2) of Definition 1, any first neighbor path cannot return from Sk_{dir} to Sk_{ud} . So it is sufficient to consider such paths only in Sk_{ud} and the proof for type I skeletons fits for the general case. \square

4.3. Equivalence of abstract skeletons. Two abstract skeletons are called *equivalent* if, after a homeomorphism of underlying disks, they can be connected by a finite sequence of isotopies and the following *elementary moves*, cf. 3.2:

- *elementary modification*, see Figure 2 (a);
- *creating (destroying) a bridge*, see Figure 2 (b); the vertex shown in the figure is white, other edges of Sk adjacent to the vertex may be present;
- *creating (destroying) an undirected edge*, see Figure 2 (c); the vertex shown in the figure is black real, the adjacent edges are immediate neighbors, other adjacent directed outgoing edges may be present, the edge on the right side of the figure is undirected;
- \bullet -*in* and its inverse \bullet -*out*, see Figure 2 (d), (e); all vertices shown in the figures are black, other directed outgoing edges adjacent to the real vertices may be present in the figure (d).

(A move is valid only if the result is again an abstract skeleton.) Moves (a) and (b) must respect some admissible orientation of the original skeleton and take it to an admissible orientation of the result.

An equivalence of two abstract skeletons in the same disk and with the same set of vertices is called *restricted* if the homeomorphism is identical and the isotopies above can be chosen identical on the vertices.

4.4. Dotted skeletons. Intuitively, a dotted skeleton is obtained from a dessin Γ by disregarding all but dotted edges and patching the latter through all \circ -vertices. According to Theorem 1, each inner dotted edge of type 2 retains a well defined orientation, whereas an edge of type 3 may be broken by \circ -vertex, and for this reason, its orientation may not be defined.

DEFINITION 3. Let $\Gamma \subset D$ be an unramified dessin. The (*dotted*) *skeleton* of Γ is a partially directed graph $\text{Sk} = \text{Sk}_\Gamma \subset \bar{D}$ obtained from Γ as follows:

- contract each pillar to a single point and declare this point a vertex of Sk , white for a maximal dotted segment and black for a bold one;
- replace each inner \bullet -vertex of Γ by an inner black vertex of Sk ;
- patch each inner dotted edge through its \circ -vertex, if there is one, and declare the result an edge of Sk ;
- let Sk_{dir} (Sk_{ud}) be the union of black (respectively, white) isolated vertices and the closures of the images of the edges of type 2 (respectively, 3), each edge of type 2 inheriting its orientation from Γ .

Here, \bar{D} is the disk obtained from D by contracting each pillar to a single point.

PROPOSITION 5. *The skeleton Sk of a dessin Γ as in Definition 3 is an abstract skeleton in the sense of Definition 1.*

PROOF. Properties (1), (2) of Definition 1 follow immediately from Theorem 1. Property (4) is fulfilled since all the \times -vertices of Γ are real and, hence, Γ has pillars. Property (5) is fulfilled since the left-hand (right-hand) side of the equality is the number of outgoing (resp., incoming) inner bold edges in R . The proof of Property (3) given in [DIZ, 5.4.3] fits for a skeleton of any type. \square

PROPOSITION 6. *Any abstract skeleton $\text{Sk} \subset \bar{D}$ is the skeleton of a certain dessin Γ as in Definition 3; any two such dessins can be connected by a sequence of isotopies and elementary moves, see 3.2, preserving the skeleton.*

PROPOSITION 7. *Let $\Gamma_1, \Gamma_2 \subset D$ be two dessins as in Definition 3; assume that Γ_1 and Γ_2 have the same pillars. Then, Γ_1 and Γ_2 are related by a restricted equivalence if and only if so are the corresponding skeletons Sk_1 and Sk_2 .*

Propositions 6 and 7 are proved in Subsections 4.5 and 4.6, some points of proofs of the coresponding Propositions [DIZ, 5.4.4, 5.4.5] being used. Here, we state the following immediate consequence.

THEOREM 2. *There is a canonical bijection between the set of equivariant fiber-wise deformation classes of maximally inflected real trigonal curves and the set of equivalence classes of abstract skeletons.* \square

4.5. Proof of Proposition 6. The underlying disk D containing Γ is the orientable blow-up $\beta : D \rightarrow \bar{D}$ of \bar{D} at the real vertices of Sk : each boundary vertex v is replaced with the segment of directions at v . The segments inserted are the pillars of Γ . Each source (real isolated black vertex) gives rise to a jump or a wave (resp., a wave without \circ -vertices) and is decorated accordingly; all other pillars consist of dotted edges (the \circ -vertices are to be inserted later, see 4.5.1) with \times -vertices at the ends. The proper transforms of the edges of Sk are the inner dotted edges of Γ .

4.5.1. The blow-up produces a certain dotted subgraph $\text{Sk}' \subset D$. Choose an admissible orientation of Sk , see Proposition 3, regard it as an orientation of the inner edges of Sk' , and insert a \circ -vertex at the center of each dotted (bold) real segment connecting a pair of outgoing inner edges and/or \times -vertices (resp., \bullet -vertices).

4.5.2. At the boundary ∂D , connect two neighboring pillars with a pair of real solid edges through a monochrome vertex if the pillars are of the same kind (dotted or bold), and with a real solid edge otherwise.

Let R be a region of the cut \bar{D}_{Sk} , and R' be the proper transform of R , which is a region of the cut $D_{\text{Sk}'}$.

The vertices of R define germs of inner solid and bold edges at the boundary $\partial R'$ and in the inner \bullet -vertices of R' . The orientations of the germs and the valences of the \bullet - and the \circ -vertices are determined by the definition of dessin. The arrangement of monochrome vertices indicated above shows that the number of germs of outgoing (incoming) bold edges equals $b_1 + 3b$ (resp., $v + z$), the number of germs of outgoing (incoming) solid edges equals $v + z - b_r$ (resp., $b_1 + 2b_r + 3b_i$) where b_r and b_i are the numbers of real and inner black vertices in R . Thus the numbers of outgoing and incoming germs of bold (solid) edges are equal by (5) of Definition 1. In particular, the number of germs of outgoing solid edges is greater than the number of inner black vertices due to (5) of Definition 1.

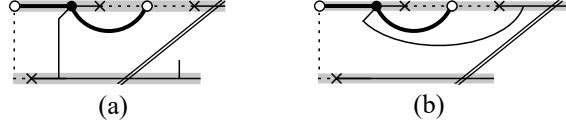
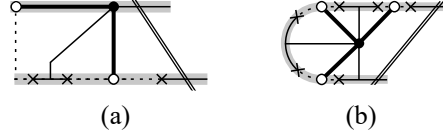
Connect each inner \bullet -vertex with a (real solid) monochrome vertex by a solid edge without crossing the obtained edges (clearly, it is possible). Consider an oriented cycle σ along $\partial R'$ with moving to each inner \bullet -vertex along the solid edge and back to $\partial R'$. It induces a cyclic order on the set of germs of solid and bold edges in R' . Take a pair of neighboring incoming and outgoing bold germs. If there are solid germs between them then the orientations of that bold and solid germs alternate along $\partial R'$ due to the definition of dessin. Thus the solid germs form pairs of neighboring incoming and outgoing germs; convert each pair to a solid edge. Then convert the initial pair of bold germs to a bold edge, cut off along it the obtained regions of Γ from R' , and reconstruct the cycle σ correspondingly. Repeat the process using the new cycle.

This completes the construction of a dessin extending Sk' .

4.5.3. For the uniqueness, first observe that a decoration of Sk' with \circ -vertices is unique up to isotopy and \circ -ins/ \circ -outs along dotted edges. Indeed, assuming all \circ -vertices real, each such decoration is obtained from a certain admissible orientation, see 4.5.1, which is unique up to a sequence of elementary inversions, see Proposition 3, and an elementary inversion results in a \circ -in followed by a \circ -out at the other end of the edge reversed. Thus, the distribution of the \circ -vertices can be assumed 'standard'.

For each region R' of the cut $D_{\text{Sk}'}$, make any dessin Γ extending Sk' 'standard' in R' using elementary moves of dessins (see 3.2) in the following way.

4.5.4. The region R' is a *scrap* in the sense of [DIK, 5.7]. Each maximal oriented path of $\text{Sk}_{\text{dir}} \cap \partial R$ (with its end named by *sink*) gives rise to a *break* of the scrap, each connected component of $\text{Sk}_{\text{ud}} \cap \partial R$ gives rise to a zigzag and each black vertex with two adjacent outgoing edges at ∂R gives rise to a pair of neighboring \circ -vertices with two real bold edges through a monochrome vertex at $\partial R'$. For a pair of \circ -(\bullet -)vertices connected by two bold edges, a \circ -(\bullet -)in elementary moves converts the pair to a zigzag (resp., to an inner \bullet -vertex) and transforms R' to a

FIGURE 3. Cut off a source and a \circ -vertexFIGURE 4. Cut off (a) a sink and a \circ -vertex, (b) a \bullet -vertex group

scrap without bold breaks and bold monochrome vertices. Let R' be such a scrap until the end of the proof.

4.5.5. Let a white vertex ζ be a neighbor of a source at ∂R . Then $\beta^{-1}(\zeta)$ is a zigzag at $\partial R'$ (see Figure 3). Performing, if necessary, a bold monochrome modification and a solid bridge in the solid edge, for definiteness, not adjacent to the zigzag (Figure 3 (a)), one obtains a region of Γ with two real solid edges, the first one adjacent to a solid monochrome vertex, the second one to a \times -vertex. Hence, if the region is not triangular the edges are different and there is a solid artificial cut (the double line in the figure) that reduces R' to a smaller scrap.

4.5.6. Let a white vertex ζ be a neighbor of a sink at ∂R . Then $\beta^{-1}(\zeta)$ is a zigzag at $\partial R'$. Performing, if necessary, a solid and a bold monochrome modifications, one obtains a region of Γ with two real solid edges, one of them adjacent to a \bullet -vertex, another to a \times -vertex (see Figure 4 (a)). Hence, if the region is not triangular the edges are different and there is a solid artificial cut (the double line in the figure) that reduces R' to a smaller scrap.

4.5.7. Let a \circ -vertex ω be a neighbor of a solid monochrome vertex μ at $\partial R'$, and they be connected with different inner \bullet -vertices α_1 and α_2 correspondingly. Then in the region of Γ that contains these four vertices, one can make a solid monochrome modification that connects μ with α_1 or a bold monochrome modification that connects ω with α_2 .

4.5.8. In view of (5) of Definition 1, applying 4.5.5 and 4.5.6, it is possible to reduce $\Gamma \cap R'$ to a scrap with a single dotted break and three triangular regions of Γ (a 'half' of type I cubic, see Figure 5 below) or to a dessin without real \bullet -vertices. In the latter case $b = 3z$ due to (5) of Definition 1, and \circ -vertices and solid monochrome ones alternate along $\partial R'$. Take a partition of the vertices into b groups of 6 consecutive vertices starting with a \circ -vertex. Due to 4.5.7 for any such partition one can have bold and solid edges of Γ that connect each \bullet -vertex with the vertices of a group. Note that, as in 4.5.5 and 4.5.6, for $b \geq 1$ there is a solid artificial cut (the double line in Figure 4 (b)) that reduces the scrap R' to a smaller scrap deleting such a group together with the corresponding \bullet -vertex. \square

In contrast to the case of type I skeleton (see [DIZ, 5.4.4]), the uniqueness part of Proposition 6 is not true for type II skeletons of maximally inflected trigonal curves over a base curve of positive genus.

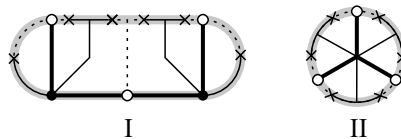


FIGURE 5.

4.6. Proof of Proposition 7. The ‘only if’ part is obvious: an elementary move of a dessin either leaves its skeleton intact or results in its elementary modification; in the latter case, some admissible orientation of the skeleton edges is respected, see 4.5.1.

For the ‘if’ part, consider the skeleton Sk at the moment of a transformation (a), (c) – (e). It can be regarded as the skeleton of an admissible trichotomic graph and, repeating the proof of Proposition 6, one can see that Sk does indeed extend to a certain admissible trichotomic graph. The extension remains a valid dessin Γ before the transformation as well. Hence, due to the uniqueness given by Proposition 6, one can assume that the original dessin is Γ , and then the elementary move of the skeleton is merely an elementary move of Γ .

Destroying a bridge of a skeleton is the same as destroying a bridge of the corresponding dessin, and the inverse operation of creating a bridge extends to a dessin equivalent to the original one due to the uniqueness given by Proposition 6. \square

5. A constructive description of maximally inflected trigonal curves

In this section, a constructive description of the real parts of maximally inflected trigonal curves is given.

5.1. Blocks.

DEFINITION 4. A *type I cubic block* is an unramified dessin of degree 3 of type I (see Figure 5 I). A *type II cubic block* is an unramified dessin of degree 3 of type II with an inner \bullet -vertex (see Figure 5 II). Several cubic blocks glued artificially along solid edges is a (*general*) *block* (see corresponding possible artificial cuts in Figures 3 and 4). A type of a block is the type of the corresponding block curve.

Due to [DIK, 5.6.7], type I cubic block is unique, and the skeleton of an unramified dessin of degree 3 of type II has a single real or inner black vertex, so type II cubic block is also unique.

Blocks are easily enumerated by the following statement.

PROPOSITION 8. *Let $d \geq 1$ be an integer, and let $O, J \subset S^1 = \partial D$ be two disjoint sets of size d each. Then, there is a unique, up to restricted equivalence, type I block $\Gamma \subset D$ of degree $3d$ with an oval about each point of O , a jump at each point of J , and a zigzag between any two points of $O \cup J$ (and no other pillars).*

A block of degree $3d$ of any type with c jumps, c ovals, b inner \bullet -vertices and z zigzags corresponds to an abstract skeleton in a disk with c directed disjoint chords, b inner (black) vertices and z real isolated white vertices, that satisfy the following conditions:

- (1) $b + c = d, z + c = 3d;$

FIGURE 6. Type I blocks on Σ_2

- (2) for each component R_i of the closed cut of the disk along the chords, $z_i = c_i + 3b_i$ where c_i , b_i and z_i are the numbers of the chords, the black inner vertices and the real isolated vertices of the component.

PROOF. The case of type I block is proved in [DIZ, 6.3.2].

Let us prove the second part of the Proposition. Clearly, a block is an unramified dessin. From the proof of Proposition 6 it follows that an unramified dessin is a block if and only if, for its skeleton Sk , the directed part Sk_{dir} is a collection of inner black vertices and disjoint chords in the disk \bar{D} connecting sources and sinks, the undirected one Sk_{ud} is a collection of real white isolated vertices (zigzags). The conditions (1) and (2) follow from the dessin definition and the abstract skeleton definition correspondingly. \square

REMARK 2. Whereas the first part of Proposition 8 enumerates the equivalence classes of type I blocks directly, the second part gives, due to Theorem 2, a bijection between the equivalence classes of blocks and the equivalence classes of abstract skeletons used in the Proposition. For example, there are exactly two type I blocks on Σ_2 with the skeletons shown in Figure 6.

5.2. Gluing. Given an unramified dessin Γ , make all \circ -out to obtain all \circ -vertices real. This corresponds to choosing an admissible orientation of the skeleton of Γ . Destroying all dotted bridges in Γ gives its skeleton consisting of isolated vertices and *star-like* components. The center of a star-like component of Sk_{dir} (Sk_{ud}) is a black (resp., white) real vertex, the end of each ray is a white vertex corresponding in Γ to an oval free of \circ -vertices. Such a dessin is called *star-like*.

Given star-like dessins Γ_1, Γ_2 , glue them genuinely along a diffeomorphism $\varphi : l_1 \rightarrow l_2$ where $l_i \subset \Gamma_i$, $i = 1, 2$ are bold or dotted segments, and destroy a possible bridge to obtain a star-like dessin Γ . If l_1, l_2 are parts of zigzags then the gluing is a junction. Let l_i be a part of a bold or dotted edge of a pillar $p_i \subset \Gamma_i$. Let the orientation of l_i be thought of vertically down, and a_i and b_i be the numbers of \circ -vertices (dotted monochrome vertices) of the bold (resp., dotted) pillar p_i above and below l_i . Then in Γ , after the gluing, p_1 and p_2 are converted to a pair of bold (dotted) pillars with the numbers of \circ -vertices (resp., dotted monochrome vertices) equal $a_1 + a_2$ and $b_1 + b_2$. It is clear how the corresponding gluing of skeletons of Γ_1, Γ_2 is described.

5.3. Real parts of maximally inflected curves. Proposition 8 and Section 5.2 provide a complete description of the real part of a maximally inflected trigonal curve, *i.e.*, a description of the topology of $C_{\mathbb{R}} \cup s_0$ where $s_0 \subset \Sigma_d$ is the zero section. Realizable is a real part obtained as follows:

- (1) For a curve of type I, start with a disjoint union of a number of type I blocks, see Proposition 8, and perform a sequence of junctions converting the disjoint union of disks to a single disk.



FIGURE 7. Straightening/creating a zigzag

- (2) For a curve of type II, start with a disjoint union of a number of blocks, see Proposition 8, and glue the blocks genuinely along parts of bold and/or dotted edges converting the disjoint union of disks to a single disk.

REMARK 3. As it is mentioned in [DIZ, 6.3.3], a decomposition of an unramified dessin into blocks is far from unique even in the case of type I curves.

6. Rigid isotopies and weak equivalence

A *rigid isotopy* of nonsingular real trigonal curves is an isotopy in the class of nonsingular real algebraic curves in a fixed real ruled surface. During the isotopy the curves are not necessarily almost-generic.

Intuitively, the new notion differs from the deformation equivalence by an extra pair of mutually inverse operations: straightening/creating a zigzag, the former consisting in bringing the two vertical tangents bounding a zigzag together to a single vertical flex and pulling them apart to the imaginary domain. On the level of dessins, these operations are shown in Figure 7.

DEFINITION 5. Two dessins are called *weakly equivalent* if they are related by a sequence of isotopies, elementary moves (see 3.2), and the operations of *straightening/creating a zigzag* consisting in replacing one of the fragments shown in Figure 7 with the other one.

The following statement is easily deduced from [DIK], cf. Proposition 2.

PROPOSITION 9. *Two generic real trigonal curves are rigidly isotopic if and only if their dessins are weakly equivalent.* \square

As mentioned in [DIZ], the following theorem can be deduced, e.g., from Propositions 5.5.3 and 5.6.4 in [DIK], see also [Z].

THEOREM 3. *Any non-hyperbolic nonsingular real trigonal curve on a Hirzebruch surface is rigidly isotopic to a maximally inflected one.* \square

Due to [DIK, 6.6.2], if trigonal curves are M -curves then their weak equivalence classes coincide with the classes of deformation equivalence. Is it true for maximally inflected curves? This question was put in Remark [DIZ, A.3.2] in the case of curves of type I. Proposition 10 below answers the question and, combined with Subsection 5.3 and Theorem 3, allows to describe the real parts of nonsingular real trigonal curves up to weak equivalence.

LEMMA 1. *A weak equivalence can reverse the order of the triple (J, Z, O) where J , Z and O are neighboring jump, zigzag and oval (cf. [DIK, 6.6.2]).*

PROOF. See Figure 8 with a fragment of an intermediate dessin appeared during a weak equivalence after straightening the zigzag, a \circ - and a \bullet -in. \square

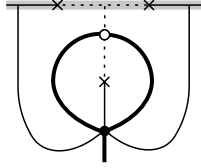


FIGURE 8. Fragment of an intermediate dessin

PROPOSITION 10. *For any $d \geq 1$, there is a unique, up to weak equivalence, type I block $\Gamma \subset D$ of degree $3d$.*

PROOF. In the notation of Proposition 8 let there be a sequence of successive points $o_0, o_1, j_1, o_2, j_2, \dots, o_n, j_n, j_{n+1}$ at ∂D where $o_i \in O$, $j_m \in J$. By Lemma 1, one can make n transpositions of neighboring points to get the sequence $o_0, j_1, o_1, j_2, o_2, \dots, j_n, o_n, j_{n+1}$. Thus, by induction it is possible to obtain the points of O and J being alternate along ∂D . \square

References

- [DIZ] A. Degtyarev, I. Itenberg, V. Zvonilov, *Real trigonal curves and real elliptic surfaces of type I*, J. Reine Angew. Math., 686 (2014), pp. 221-246.
- [DIK] A. Degtyarev, I. Itenberg, V. Kharlamov, *On deformation types of real elliptic surfaces*, Amer. J. Math. **130** (2008), N.6, 1561–1627.
- [O] S. Yu. Orevkov, *Riemann existence theorem and construction of real algebraic curves*, Annales de la Faculté des Sciences de Toulouse **12** (2003), N. 4, 517–531.
- [D] A. Degtyarev, *Topology of algebraic curves. An approach via dessins d'enfants*, De Gruyter Studies in Mathematics, **44**, Walter de Gruyter & Co., Berlin, 2012.
- [Z] V. I. Zvonilov, *Rigid isotopies of trinomial curves with the maximal number of ovals*, Vestnik Syktyvkarskogo Univ., 2006, Ser. 1, N. 6, pp. 45-66.

INSTITUTE OF INFORMATION TECHNOLOGY, MATHEMATICS AND MECHANICS, LOBACHEVSKY STATE UNIVERSITY OF NIZHNY NOVGOROD, NIZHNY NOVGOROD, RUSSIA, 603950

E-mail address: zvonilov@itmm.unn.ru