

TIME INTEGRATION OF TREE TENSOR NETWORKS

GIANLUCA CERUTI*, CHRISTIAN LUBICH*, AND HANNA WALACH*

Abstract. Dynamical low-rank approximation by tree tensor networks is studied for the data-sparse approximation of large time-dependent data tensors and unknown solutions to tensor differential equations. A time integration method for tree tensor networks of prescribed tree rank is presented and analyzed. It extends the known projector-splitting integrators for dynamical low-rank approximation by matrices and rank-constrained Tucker tensors and is shown to inherit their favorable properties. The integrator is based on recursively applying the low-rank Tucker tensor integrator. In every time step, the integrator climbs up and down the tree: it uses a recursion that passes from the root to the leaves of the tree for the construction of initial value problems on subtree tensor networks using appropriate restrictions and prolongations, and another recursion that passes from the leaves to the root for the update of the factors in the tree tensor network. The integrator reproduces given time-dependent tree tensor networks of the specified tree rank exactly and is robust to the typical presence of small singular values in matricizations of the connection tensors, in contrast to standard integrators applied to the differential equations for the factors in the dynamical low-rank approximation by tree tensor networks.

Key words. Tree tensor network, tensor differential equation, dynamical low-rank approximation, time integrator

AMS subject classifications. 15A69, 65L05, 65L20, 65L70

1. Introduction. For the approximate solution of the initial value problem for a (huge) system of differential equations for the tensor $A(t) \in \mathbb{R}^{n_1 \times \dots \times n_d}$,

$$\dot{A}(t) = F(t, A(t)), \quad (1.1)$$

we aim to construct $Y(t) \approx A(t)$ in an approximation manifold \mathcal{M} of much smaller dimension, which in the present work will be chosen as a manifold of tree tensor networks of fixed tree rank. This shall provide a data-sparse computational approach to high-dimensional problems that cannot be treated by direct time integration because of both excessive memory requirements and computational cost.

A differential equation for $Y(t) \in \mathcal{M}$ is obtained by choosing the time derivative $\dot{Y}(t)$ as that element in the tangent space $T_{Y(t)}\mathcal{M}$ for which

$$\|\dot{Y}(t) - F(t, Y(t))\| \quad \text{is minimal,}$$

where the norm is chosen as the Euclidean norm of the vector of the tensor entries. In the quantum physics and chemistry literature, this approach is known as the Dirac–Frenkel time-dependent variational principle, named after work by Dirac in 1930 who used the approach in the context of what is nowadays known as the time-dependent Hartree–Fock method for the multi-particle time-dependent Schrödinger equation; see, e.g., [16, 17]. Equivalently, this minimum-defect condition can be stated as a Galerkin condition on the state-dependent approximation space $T_{Y(t)}\mathcal{M}$,

$$\dot{Y}(t) \in T_{Y(t)}\mathcal{M} \quad \text{such that} \quad \langle \dot{Y}(t) - F(t, Y(t)), Z \rangle = 0 \quad \forall Z \in T_{Y(t)}\mathcal{M}.$$

Using the orthogonal projection $P(Y)$ onto the tangent space $T_Y\mathcal{M}$, this can be reformulated as the (abstract) ordinary differential equation on \mathcal{M} ,

$$\dot{Y}(t) = P(Y(t))F(t, Y(t)). \quad (1.2)$$

*Mathematisches Institut, Universität Tübingen, Auf der Morgenstelle 10, D–72076 Tübingen, Germany. Email: {ceruti,lubich,walach}@na.uni-tuebingen.de

This equation needs to be solved numerically in an efficient and robust way. For fixed-rank matrix and tensor manifolds, the orthogonal projection $P(Y)$ turns out to be an alternating sum of subprojections, which reflects the multilinear structure of the problem. The explicit form of the tangent space projection in the low-rank matrix case as an alternating sum of three subprojections was derived in [14] and was used in [19] to derive a projector-splitting integrator for low-rank matrices, which efficiently updates an SVD-like low-rank factorization in every time step and which is robust to the typically arising small singular values that cause severe difficulties with standard integrators applied to the system of differential equations for the factors of the SVD-like decomposition of the low-rank matrices; see [12]. The projector-splitting integrator was extended to tensor trains / matrix product states in [20]; see also [10] for a description of the algorithm in a physical idiom. The projector-splitting integrator was extended to Tucker tensors of fixed multilinear rank in [18]. A reinterpretation was given in [21], in which the Tucker tensor integrator was rederived by recursively performing inexact substeps in the matrix projector-splitting integrator applied to matricizations of the tensor differential equation followed by retensorization. This interpretation made it possible to show that the Tucker integrator inherits the favorable robustness properties of the low-rank matrix projector-splitting integrator.

In the present paper we take up such a recursive approach to derive an integrator for general tree tensor networks, which is shown to be efficiently implementable (provided that the righthand side function F can be efficiently evaluated on tree tensor networks in factorized form) and to inherit the robust convergence properties of the low-rank matrix, Tucker tensor and tensor train / matrix product state integrators shown previously in [12, 21]. The proposed integrator for tree tensor networks reduces to the well-proven projector-splitting integrators in the particular cases of Tucker tensors and tensor trains / matrix product states. We expect (but will not prove) that it can itself be interpreted as a projector-splitting integrator based on splitting the tangent space projection of the fixed-rank tree tensor network manifold.

For a special tree, this integrator (given in an *ad hoc* formulation) was already used in [5] for the Vlasov–Poisson equation of plasma physics. In that case, the tree is given by the separation $((x_1, x_2, x_3), (v_1, v_2, v_3))$ of the position and velocity variables, which are further separated into their Cartesian coordinates. Very recently, this tree tensor network integrator (or very similar versions) was applied to problems of current interest in quantum physics in [3] and [13], studying multi-orbital Anderson impurity models and the dynamics in two-dimensional quantum lattices, respectively. None of these papers gives a systematic construction and numerical analysis of the integrator. This is the objective of the present paper.

In Section 2 we introduce notation and the formulation of tree tensor networks as multilevel-structured Tucker tensors and give basic properties, emphasizing orthonormal factorizations. The tree tensor network (TTN) is constructed from the basis matrices at the leaves and the connection tensors at the inner vertices of the tree in a multilinear recursion that passes from the leaves to the root of the tree.

In Section 3 we recall the algorithm of the Tucker tensor integrator of [21] and extend it to the case of several Tucker tensors with the same basis matrices. This extended Tucker integrator, which is nothing but the Tucker integrator for an extended Tucker tensor, is a basic building block of the integrator for tree tensor networks.

In Section 4, the main algorithmic section of this paper, we derive the recursive TTN integrator and discuss the basic algorithmic aspects. In every time step, the integrator uses a recursion that passes from the root to the leaves of the tree for the

construction of initial value problems on subtree tensor networks using appropriate restrictions and prolongations, and another recursion that passes from the leaves to the root for the update of the factors in the tree tensor network. The integrator only solves low-dimensional matrix differential equations (of the dimension of the basis matrices at the leaves) and low-dimensional tensor differential equations (of the dimension of the connection tensors at the inner vertices of the tree), alternating with orthogonal matrix decompositions of such small matrices and of matricizations of the connection tensors.

In Section 5 we prove a remarkable exactness property: if $F(t, Y) = \dot{A}(t)$ for a given tree tensor network $A(t)$ of the specified tree rank, then the recursive TTN integrator for this tree rank reproduces $A(t)$ exactly. This exactness property is proved using the analogous exactness property of the Tucker tensor integrator proved in [21], which in turn was proved using the exactness property for the matrix projector-splitting integrator that was discovered and proved in [19].

In Section 6 we prove first-order error bounds that are independent of small singular values of matricizations of the connecting tensors. The proof relies on the similar error bound for the Tucker integrator [21], which in turn relies on such an error bound for the fixed-rank matrix projector-splitting integrator proved in [12], in a proof that uses in an essential way the exactness property. The robustness to small singular values distinguishes the proposed integrator substantially from standard integrators applied to the differential equations for the basis matrices and connection tensors derived in [26]. We note that the proposed TTN integrator foregoes the formulation of these differential equations for the factors. The ill-conditioned density matrices whose inverses appear in these differential equations are never formed, let alone inverted, in the TTN integrator.

The present paper thus completes a path to extend the low-rank matrix projector-splitting integrator of [19], together with its favorable properties, from the dynamical low-rank approximation by matrices of a prescribed rank to Tucker tensors of prescribed multilinear rank to general tree tensor networks of prescribed tree rank.

In Section 7 we present a numerical experiment which shows the error behaviour of the proposed integrator in accordance with the theory. We choose the example of retraction of the sum of a tree tensor network and a tangent network, which is an operation needed in many optimization algorithms for tree tensor networks; cf. [1] for the low-rank matrix case. The corresponding example was already chosen in numerical experiments for the low-rank matrix, tensor train and Tucker tensor cases in [19, 20, 21], respectively. It is beyond the scope of this paper to present the results of numerical experiments with the recursive TTN integrator in actual applications of tree tensor networks in physics, chemistry or other sciences. We note, however, that striking numerical experiments with this integrator have already been reported for the Vlasov–Poisson equation of plasma physics in [5] and for problems in quantum physics in [3, 13].

While we describe the TTN integrator for real tensors, the algorithm and its properties extend in a straightforward way to complex tensors as arise in quantum physics. Only some additional care in using transposes \mathbf{U}^\top versus adjoints $\mathbf{U}^* = \overline{\mathbf{U}}^\top$ is required for this extension.

Throughout the paper, we denote tensors by roman capitals and matrices by boldface capitals.

2. Preparation: Matrices, Tucker tensors, tree tensor networks, and their ranks.

2.1. Matrices of rank r . The singular value decomposition (SVD) shows that a matrix $\mathbf{A} \in \mathbb{R}^{m \times n}$ is of rank r if and only if it can be factorized as

$$\mathbf{A} = \mathbf{U} \mathbf{S} \mathbf{V}^\top,$$

where $\mathbf{U} \in \mathbb{R}^{m \times r}$ and $\mathbf{V} \in \mathbb{R}^{n \times r}$ have orthonormal columns, and $\mathbf{S} \in \mathbb{R}^{r \times r}$ has full rank r . The decomposition is not unique. (The SVD is a particular choice with diagonal \mathbf{S} .) The real $m \times n$ matrices of rank (exactly) r are known to form a smooth embedded manifold in $\mathbb{R}^{m \times n}$ [11].

2.2. Tucker tensors of multilinear rank (r_i) . For a tensor $A \in \mathbb{R}^{n_1 \times \dots \times n_d}$, the multilinear rank (r_1, \dots, r_d) is defined as the d -tuple of the ranks r_i of the matricizations $\mathbf{Mat}_i(A) \in \mathbb{R}^{n_i \times n_{-i}}$ for $i = 1, \dots, d$, where $n_{-i} = \prod_{j \neq i} n_j$. We recall that the i th matricization aligns in the k th row (for $k = 1, \dots, n_i$) all entries of A that have the index k in the i th position, usually ordered co-lexicographically. The inverse operation is tensorization of the matrix, denoted by Ten_i :

$$\mathbf{A}_{(i)} = \mathbf{Mat}_i(A) \in \mathbb{R}^{n_i \times n_{-i}} \quad \text{if and only if} \quad A = \text{Ten}_i(\mathbf{A}_{(i)}) \in \mathbb{R}^{n_1 \times \dots \times n_d}.$$

It is known from [4] that the tensor A has multilinear rank (r_1, \dots, r_d) if and only if it can be factorized as a *Tucker tensor* (we adopt the shorthand notation from [15])

$$A = C \times_1 \mathbf{U}_1 \times_2 \mathbf{U}_2 \cdots \times_d \mathbf{U}_d = C \mathbf{X}_{i=1}^d \mathbf{U}_i, \quad (2.1)$$

$$\text{i.e.,} \quad a_{k_1, \dots, k_d} = \sum_{l_1=1}^{r_1} \cdots \sum_{l_d=1}^{r_d} c_{l_1, \dots, l_d} u_{k_1, l_1} \cdots u_{k_d, l_d},$$

where the *basis matrices* $\mathbf{U}_i \in \mathbb{R}^{n_i \times r_i}$ have orthonormal columns and the *core tensor* $C \in \mathbb{R}^{r_1 \times \dots \times r_d}$ has full multilinear rank (r_1, \dots, r_d) . (This requires a compatibility condition among the ranks: $r_i \leq \prod_{j \neq i} r_j$. In particular, this condition is satisfied if all ranks r_i are equal.) As in the matrix case ($d = 2$), this decomposition is not unique.

A useful formula for the matricization of Tucker tensors is

$$\mathbf{Mat}_i(C \mathbf{X}_{j=1}^d \mathbf{U}_j) = \mathbf{U}_i \mathbf{Mat}_i(C) \left(\bigotimes_{j \neq i} \mathbf{U}_j^\top \right), \quad (2.2)$$

where \otimes denotes the Kronecker product of matrices.

The tensors of given dimensions (n_1, \dots, n_d) and fixed multilinear rank (r_1, \dots, r_d) are known to form a smooth embedded manifold in $\mathbb{R}^{n_1 \times \dots \times n_d}$.

2.3. Orthonormal tree tensor networks of tree rank (r_τ) . A tree tensor network is a multilevel-structured Tucker tensor where the configuration is described by a tree. The notion of a ‘tree tensor network’ was coined in the quantum physics literature [24], but tree tensor networks were actually already used a few years earlier in the multilayer MCTDH method of chemical physics [26]. In the mathematical literature, tree tensor networks with binary trees have been studied as ‘hierarchical tensors’ [9] and with general trees as ‘tensors in tree-based tensor format’ [6, 7]. We remark that Tucker tensors and matrix product states / tensor trains [23, 22] are

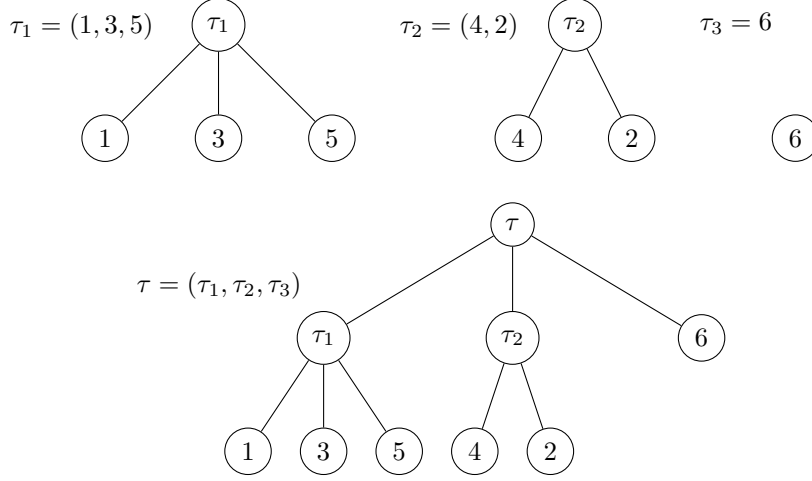


FIG. 2.1. Graphical representation of a tree and three subtrees with the set of leaves $\mathcal{L} = \{1, 2, 3, 4, 5, 6\}$.

particular instances of tree tensor networks, whose trees are trees of minimal height (bushes) and binary trees of maximal height, respectively.

In an informal way, one arrives at a tree tensor network by first considering a tensor in Tucker format, in which then the basis matrices are tensorized and approximated by tensors in a low-rank Tucker format. Their basis matrices are again tensorized and approximated by tensors in low-rank Tucker format, and so on over multiple levels. A different viewpoint common in quantum physics is to describe a tree tensor network as resulting from a collection of tensors that have two types of indices: those corresponding to physical degrees of freedom and further auxiliary indices that always appear on two tensors. The graph with the tensors as vertices and the indices as edges is assumed to be a tree, i.e., to have no loops. The tree tensor network is then obtained by contracting over the auxiliary indices.

As there does not appear to exist a firmly established mathematical notation for tree tensor networks, we give a formulation from scratch that turns out useful for the formulation, implementation and analysis of the numerical methods.

DEFINITION 2.1 (Ordered trees with unequal leaves). *Let \mathcal{L} be a given finite set, the elements of which are referred to as leaves. We define the set \mathcal{T} of trees τ with the corresponding set of leaves $L(\tau) \subseteq \mathcal{L}$ recursively as follows:*

- (i) Leaves are trees: $\mathcal{L} \subset \mathcal{T}$, and $L(\ell) := \{\ell\}$ for each $\ell \in \mathcal{L}$.
- (ii) Ordered m -tuples of trees with different leaves are again trees: If, for some $m \geq 2$,

$$\tau_1, \dots, \tau_m \in \mathcal{T} \quad \text{with} \quad L(\tau_i) \cap L(\tau_j) = \emptyset \quad \forall i \neq j,$$

then their ordered m -tuple is in \mathcal{T} :

$$\tau := (\tau_1, \dots, \tau_m) \in \mathcal{T}, \quad \text{and} \quad L(\tau) := \bigcup_{i=1}^m L(\tau_i).$$

The graphical interpretation is that (i) leaves are trees and (ii) every other tree $\tau \in \mathcal{T}$ is formed by connecting a root to several trees with different leaves. (Note that $m = 1$ is excluded: the 1-tuple $\tau = (\tau_1)$ is considered to be identical to τ_1 .) $L(\tau)$ is the set of leaves of the tree τ .

The trees τ_1, \dots, τ_m are called direct subtrees of the tree $\tau = (\tau_1, \dots, \tau_m)$, which together with direct subtrees of direct subtrees of τ etc. are called the *subtrees* of τ . We let $T(\tau)$ be the set of subtrees of a tree $\tau \in \mathcal{T}$, including τ . More formally, we set

$$T(\ell) := \{\ell\} \text{ for } \ell \in \mathcal{L}, \text{ and } T(\tau) := \{\tau\} \dot{\cup} \bigcup_{i=1}^m T(\tau_i) \text{ for } \tau = (\tau_1, \dots, \tau_m).$$

In the graphical interpretation, the subtrees are in a bijective correspondence with the vertices of the tree, by assigning to each subtree its root; see Figure 2.1.

On the set of trees \mathcal{T} we define a partial ordering by writing, for $\sigma, \tau \in \mathcal{T}$,

$$\begin{aligned} \sigma &\leq \tau && \text{if and only if } \sigma \in T(\tau), \\ \sigma &< \tau && \text{if and only if } \sigma \leq \tau \text{ and } \sigma \neq \tau. \end{aligned}$$

We now fix a maximal tree $\bar{\tau} \in \mathcal{T}$ (with $L(\bar{\tau}) = \mathcal{L}$). On this tree we work with the following quantities:

1. To each leaf $\ell \in \mathcal{L}$ we associate a dimension n_ℓ , a rank $r_\ell \leq n_\ell$ and a *basis matrix* $\mathbf{U}_\ell \in \mathbb{R}^{n_\ell \times r_\ell}$ of full rank r_ℓ .
2. To every subtree $\tau = (\tau_1, \dots, \tau_m) \leq \bar{\tau}$ we associate a rank r_τ and a *connection tensor* $C_\tau \in \mathbb{R}^{r_\tau \times r_{\tau_1} \times \dots \times r_{\tau_m}}$ of full multilinear rank $(r_\tau, r_{\tau_1}, \dots, r_{\tau_m})$. We set $r_{\bar{\tau}} = 1$.

This can be interpreted as associating a tensor to the *root* of each subtree. In this way every vertex of the given tree carries either a matrix — if it is a leaf — or else a tensor whose order equals the number of edges leaving the vertex. In applications, the basis matrices correspond to the physical degrees of freedom and the connection tensors determine the correlation network.

With these data, a tree tensor network (TTN) is constructed in a recurrence relation that passes from the leaves to the root of the tree.

DEFINITION 2.2 (Tree tensor network). *For a given tree $\bar{\tau} \in \mathcal{T}$ and basis matrices \mathbf{U}_ℓ and connection tensors C_τ as described in 1. and 2. above, we recursively define a tensor $X_{\bar{\tau}}$ with a tree tensor network representation as follows:*

(i) *For each leaf $\tau = \ell \in \mathcal{L}$, we set*

$$X_\ell := \mathbf{U}_\ell^\top \in \mathbb{R}^{r_\ell \times n_\ell}.$$

(ii) *If, for some $m \geq 2$, the tree $\tau = (\tau_1, \dots, \tau_m)$ is a subtree of $\bar{\tau}$, then we set $n_\tau = \prod_{i=1}^m n_{\tau_i}$ and \mathbf{I}_τ the identity matrix of dimension r_τ , and*

$$\begin{aligned} X_\tau &:= C_\tau \times_0 \mathbf{I}_\tau \mathbf{X}_{i=1}^m \mathbf{U}_{\tau_i} \in \mathbb{R}^{r_\tau \times n_{\tau_1} \times \dots \times n_{\tau_m}}, \\ \mathbf{U}_\tau &:= \mathbf{Mat}_0(X_\tau)^\top \in \mathbb{R}^{n_\tau \times r_\tau}. \end{aligned}$$

For short, we refer to the tensor $X_{\bar{\tau}}$ as a *tree tensor network* on the tree $\bar{\tau}$.

The expression on the righthand side of the definition of X_τ in (ii) can be viewed as an r_τ -tuple of m -tensors with the same basis matrices \mathbf{U}_{τ_i} but different core tensors $C_\tau(k, :) \in \mathbb{R}^{n_{\tau_1} \times \dots \times n_{\tau_m}}$ for $k = 1, \dots, r_\tau$. The vectorizations of these r_τ m -tensors, which are of dimension n_τ , form the columns of the matrix \mathbf{U}_τ . The index 0 in \times_0 and \mathbf{Mat}_0 refers to the mode of dimension r_τ of $X_\tau \in \mathbb{R}^{r_\tau \times n_{\tau_1} \times \dots \times n_{\tau_m}}$, which we count as mode 0. The product $\times_0 \mathbf{I}_\tau$ is redundant in the definition of X_τ , but we include it to emphasize the fact that X_τ is a tensor of order $m+1$. In the graphical representation, the edge 0 is directed upward to the parent vertex and the edges $1, \dots, m$ are directed downward to the subtrees; see Figure 2.1.

This construction gives a data-sparse representation of a tensor with $\prod_{\ell \in \mathcal{L}} n_\ell$ entries. For a rough bound of the memory requirements, let d be the number of leaves and note that the number of vertices of the tree that are not leaves, is less than d . We set $n = \max_\ell n_\ell$ and $r = \max_\tau r_\tau$ and let $m + 1$ be the maximal order of the connection tensors C_τ . The basis matrices and connection tensors then have less than

$$dnr + dr^{m+1} \ll n^d \text{ entries.}$$

We note that the representation of $X_{\bar{\tau}}$ in terms of the basis matrices \mathbf{U}_ℓ and connection tensors C_τ of full multilinear rank is not unique; cf. [25]. It is favorable to work with orthonormal matrices, so that each tensor X_τ for $\tau \leq \bar{\tau}$ is in the Tucker format.

DEFINITION 2.3 (Orthonormal tree tensor network). *A tree tensor network $X_{\bar{\tau}}$ (more precisely, its representation in terms of the matrices \mathbf{U}_τ) is called orthonormal if for each subtree $\tau < \bar{\tau}$, the matrix \mathbf{U}_τ has orthonormal columns.*

The following is a key lemma.

LEMMA 2.4. *For a tree $\tau = (\tau_1, \dots, \tau_m) \in \mathcal{T}$, let the matrices $\mathbf{U}_{\tau_1}, \dots, \mathbf{U}_{\tau_m}$ have orthonormal columns. Then, the matrix \mathbf{U}_τ has orthonormal columns if and only if the matricization $\mathbf{Mat}_0(C_\tau)^\top \in \mathbb{R}^{r_{\tau_1} \dots r_{\tau_m} \times r_\tau}$ has orthonormal columns.*

Proof. We have, by the definition of \mathbf{U}_τ and X_τ and the unfolding formula (2.2),

$$\mathbf{U}_\tau^\top = \mathbf{Mat}_0(X_\tau) = \mathbf{I}_\tau \mathbf{Mat}_0(C_\tau) \bigotimes_{i=1}^m \mathbf{U}_{\tau_i}^\top = \mathbf{Mat}_0(C_\tau) \bigotimes_{i=1}^m \mathbf{U}_{\tau_i}^\top.$$

It follows that

$$\mathbf{U}_\tau^\top \mathbf{U}_\tau = \mathbf{Mat}_0(C_\tau) \left(\bigotimes_{i=1}^m \mathbf{U}_{\tau_i}^\top \mathbf{U}_{\tau_i} \right) \mathbf{Mat}_0(C_\tau)^\top = (\mathbf{Mat}_0(C_\tau)^\top)^\top \mathbf{Mat}_0(C_\tau)^\top,$$

which proves the result. \square

We observe that due to the recursive definition of a tree tensor network it thus suffices to require that for each leaf the matrix \mathbf{U}_ℓ and for every other subtree $\tau < \bar{\tau}$ the matrix $\mathbf{Mat}_0(C_\tau)^\top$ have orthonormal columns. *Unless stated otherwise, we intend the tree tensor networks to be orthonormal in this paper.*

The orthonormality condition of Lemma 2.4 is very useful, because it reduces the orthonormality condition for the large, recursively constructed and computationally inaccessible matrix $\mathbf{U}_\tau \in \mathbb{R}^{n_{\tau_1} \dots n_{\tau_m} \times r_\tau}$ to the orthonormality condition for the smaller, given matrix $\mathbf{Mat}_0(C_\tau)^\top \in \mathbb{R}^{r_{\tau_1} \dots r_{\tau_m} \times r_\tau}$. To our knowledge, the first use of this important property was made in the chemical physics literature in the context of the multilayer MCTDH method [26].

A further consequence of Lemma 2.4 is that *every (non-orthonormal) tree tensor network has an orthonormal representation*. This is shown using a QR decomposition of non-orthonormal matrices $\mathbf{Mat}_0(C_{\tau_i})^\top = \mathbf{Q}_{\tau_i} \mathbf{R}_{\tau_i}$ and including the factor \mathbf{R}_{τ_i} in the tensor C_τ of the parent tree $\tau = (\tau_1, \dots, \tau_m)$: C_{τ_i} is changed to $\text{Ten}_0(\mathbf{Q}_{\tau_i}^\top)$ and C_τ is changed to $C_\tau \mathbf{X}_{i=1}^m \mathbf{R}_{\tau_i}$. This is done recursively from the leaves to the root. We note that the property of C_τ to be of full multilinear rank $(r_\tau, r_{\tau_1}, \dots, r_{\tau_m})$ does not change under these transformations.

We rely on the following property, which can be proved as in [25], where binary trees are considered (this corresponds to the case $m = 2$ above); see also [6].

LEMMA 2.5. *Let a tree $\bar{\tau} \in \mathcal{T}$ be given together with dimensions $(n_\ell)_{\ell \in L(\bar{\tau})}$ and ranks $(r_\tau)_{\tau \in T(\bar{\tau})}$. The set $\mathcal{M}_{\bar{\tau}} = \mathcal{M}(\bar{\tau}, (n_\ell)_{\ell \in L(\bar{\tau})}, (r_\tau)_{\tau \in T(\bar{\tau})})$ of tensors with an*

orthonormal tree tensor network representation of the given dimensions and ranks is a smooth embedded manifold in the tensor space $\mathbb{R}^{\times_{\ell \in L(\tau)} n_\ell}$.

3. Extended Tucker Integrator. In Subsection 3.1 we recapitulate the algorithm of the Tucker tensor integrator of [18, 21], and in Subsection 3.2 we extend the algorithm to r -tuples of Tucker tensors with the same basis matrices. This will be a basic building block for the tree tensor network integrator derived in the next section.

3.1. Tucker tensor integrator. Let $\mathcal{M}_{\mathbf{r}}$ be the manifold of tensors of order d with fixed multi-linear rank $\mathbf{r}=(r_1, \dots, r_d)$. Let us consider an approximation $Y^0 \in \mathcal{M}_{\mathbf{r}}$ to the initial data A^0 ,

$$Y^0 = C^0 \mathbf{X}_{i=1}^d \mathbf{U}_i^0 \in \mathbb{R}^{n_1 \times \dots \times n_d},$$

where the basis matrices $\mathbf{U}_i^0 \in \mathbb{R}^{n_i \times r_i}$ have orthonormal columns and the core tensor $C^0 \in \mathbb{R}^{r_1 \times \dots \times r_d}$ has full multilinear rank $\mathbf{r}=(r_1, \dots, r_d)$. The Tucker integrator is a numerical procedure that gives, after $(d+1)$ substeps, an approximation in Tucker tensor format, $Y^1 \in \mathcal{M}_{\mathbf{r}}$, to the full solution $A(t_1)$ after a time step $t_1 = t_0 + h$. The procedure is repeated over further time steps to yield approximations $Y^n \in \mathcal{M}_{\mathbf{r}}$ to $A(t_n)$. At each substep of the algorithm, only one factor of the Tucker representation is updated while the others, with the exception of the core tensor, remain fixed. The essential structure of the algorithm can be summarized as follows: Starting from $Y^0 = C^0 \mathbf{X}_{i=1}^d \mathbf{U}_i^0$ in factorized form, initialize $C_0^0 = C^0$.

For $i = 1, \dots, d$, update $\mathbf{U}_i^0 \rightarrow \mathbf{U}_i^1$ and modify $C_{i-1}^0 \rightarrow C_i^0$.
Update $C_d^0 \rightarrow C^1$.

This yields the result after one time-step, $Y^1 = C^1 \mathbf{X}_{i=1}^d \mathbf{U}_i^1$ in factorized form.

To simplify the description, we introduce subflows $\Phi^{(i)}$ and Ψ , corresponding to the update of the basis matrices and of the core tensor, respectively. We set $r_{\neg i} = \prod_{j \neq i} r_j$ and use the notation $\mathbf{S}_i^{0,\top} = (\mathbf{S}_i^0)^\top$, $\mathbf{V}_i^{0,\top} = (\mathbf{V}_i^0)^\top$ etc.

Algorithm 1: Subflow $\Phi^{(i)}$

Data: $Y^0 = C^0 \mathbf{X}_{j=1}^d \mathbf{U}_j^0$ in factorized form, $F(t, Y), t_0, t_1$
Result: $Y^1 = C^1 \mathbf{X}_{j=1}^d \mathbf{U}_j^1$ in factorized form
begin
 set $\mathbf{U}_j^1 = \mathbf{U}_j^0 \quad \forall j \neq i$
 compute the QR decomposition $\mathbf{Mat}_i(C^0)^\top = \mathbf{Q}_i^0 \mathbf{S}_i^{0,\top} \in \mathbb{R}^{r \times r_i}$
 set $\mathbf{K}_i^0 = \mathbf{U}_i^0 \mathbf{S}_i^0 \in \mathbb{R}^{n_i \times r_i}$
 solve the $n_i \times r_i$ matrix differential equation
 $\dot{\mathbf{K}}_i(t) = \mathbf{F}_i(t, \mathbf{K}_i(t))$ with initial value $\mathbf{K}_i(t_0) = \mathbf{K}_i^0$
 and return $\mathbf{K}_i^1 = \mathbf{K}_i(t_1)$; here
 $\mathbf{F}_i(t, \mathbf{K}_i) = \mathbf{Mat}_i(F(t, \text{Ten}_i(\mathbf{K}_i(t) \mathbf{V}_i^{0,\top})) \mathbf{V}_i^0)$ with
 $\mathbf{V}_i^{0,\top} = \mathbf{Mat}_i(\text{Ten}_i(\mathbf{Q}_i^{0,\top}) \mathbf{X}_{j \neq i} \mathbf{U}_j^0)$
 compute the QR decomposition $\mathbf{K}_i^1 = \mathbf{U}_i^1 \hat{\mathbf{S}}_i^1$
 solve the $r_i \times r_i$ matrix differential equation
 $\dot{\tilde{\mathbf{S}}}_i(t) = -\hat{\mathbf{F}}_i(t, \mathbf{S}_i(t))$ with initial value $\mathbf{S}_i(t_0) = \hat{\mathbf{S}}_i^1$
 and return $\tilde{\mathbf{S}}_i^0 = \mathbf{S}_i(t_1)$; here
 $\hat{\mathbf{F}}_i(t, \mathbf{S}_i) = \mathbf{U}_i^{1,\top} \mathbf{F}_i(t, \mathbf{U}_i^1 \mathbf{S}_i)$
 set $C^1 = \text{Ten}_i(\tilde{\mathbf{S}}_i^0 \mathbf{Q}_i^{0,\top})$
end

The following remarks will be used in the next subsection:

- Instead of the QR decomposition, any orthogonal decomposition (e.g., SVD) can be used that yields \mathbf{Q}_i^0 and \mathbf{U}_i^1 with orthonormal columns. This yields the same tensor Y^1 , albeit in a different factorization.

- In the case where $F(t, Y)$ does not depend on either t or Y , we obtain the same result $\tilde{\mathbf{S}}_i^0$ if we replace the differential equation for \mathbf{S} with the negative sign from $t_0 \rightarrow t_1$, with initial value $\mathbf{S}_i(t_0) = \hat{\mathbf{S}}_i^1$, by the differential equation with the positive sign for \mathbf{S} backward in time from $t_1 \rightarrow t_0$ with final value $\mathbf{S}_i(t_1) = \hat{\mathbf{S}}_i^1$:

solve $\dot{\mathbf{S}}_i(t) = \hat{\mathbf{F}}_i(t, \mathbf{S}_i(t))$ with final value $\mathbf{S}_i(t_1) = \hat{\mathbf{S}}_i^1$ and return $\tilde{\mathbf{S}}_i^0 = \mathbf{S}_i(t_0)$.

For a general non-autonomous function $F(t, Y)$, the forward and backward formulations are no longer equivalent, but the robust convergence result of [21] holds equally true for both formulations.

We further remark that the differential equations for $\mathbf{K}_i(t)$ and $\mathbf{S}_i(t)$ need to be solved numerically by a standard integrator, unless $F(t, Y) = \dot{A}(t)$ is independent of Y .

The remaining subflow Ψ describes the final update process of the core.

Algorithm 2: Subflow Ψ

Data: $Y^0 = C^0 \mathbf{X}_{j=1}^d \mathbf{U}_j^0$ in factorized form, $F(t, Y), t_0, t_1$

Result: $Y^1 = C^1 \mathbf{X}_{j=1}^d \mathbf{U}_j^1$ in factorized form

begin

set $\mathbf{U}_j^1 = \mathbf{U}_j^0 \quad \forall j = 1, \dots, d$.
 solve the $r_1 \times \dots \times r_d$ tensor differential equation
 $\dot{C}(t) = \tilde{F}(t, C(t))$ with initial value $C(t_0) = C^0$
 and return $C^1 = C(t_1)$; here
 $\tilde{F}(t, C) = F(t, C \mathbf{X}_{j=1}^d \mathbf{U}_j^1) \mathbf{X}_{j=1}^d \mathbf{U}_j^{1, \top}$

end

Finally, the result of the Tucker tensor integrator after one time step can be expressed in a compact way as

$$Y^1 = \Psi \circ \Phi^{(d)} \circ \dots \circ \Phi^{(1)}(Y^0). \quad (3.1)$$

We refer the reader to [18, 21] for a detailed derivation and major properties of this Tucker tensor integrator.

The efficiency of the implementation of this algorithm depends on the possibility to evaluate the functions \mathbf{F}_i without explicitly forming the large slim matrix $\mathbf{V}_i^0 \in \mathbb{R}^{n_{\neg i} \times r_i}$ and the tensor $\text{Ten}_i(\mathbf{K}_i(t) \mathbf{V}_i^{0, \top}) \in \mathbb{R}^{n_1 \times \dots \times n_d}$. This is the case if $F(t, C \mathbf{X}_{j=1}^d \mathbf{U}_j)$ is a linear combination of Tucker tensors of moderate rank whose factors can be computed directly from the factors C and \mathbf{U}_j without actually computing the entries of the Tucker tensor.

3.2. Extended Tucker Integrator. We consider the case of a Tucker tensor of order $1 + d$ where the first basis matrix in the decomposition of the initial data is the identity matrix of dimension $r \times r$,

$$Y^0 = C^0 \times_0 \mathbf{I}_r \mathbf{X}_{i=1}^d \mathbf{U}_i^0 \in \mathbb{R}^{r \times n_1 \times \dots \times n_d},$$

as appears in the recursive construction of orthonormal tree tensor networks. This can be viewed as a collection of r Tucker tensors in $\mathbb{R}^{n_1 \times \dots \times n_d}$ with the same basis matrices \mathbf{U}_i^0 . Recalling (3.1), the action of the Tucker integrator after one time step can be represented as

$$Y^1 = \Psi \circ \Phi^{(d)} \circ \dots \circ \Phi^{(1)} \circ \Phi^{(0)}(Y^0).$$

The following result simplifies the computation.

LEMMA 3.1. *With an appropriate choice of orthogonalization, the action of the subflow $\Phi^{(0)}$ on Y^0 becomes trivial, i.e.,*

$$\Phi^{(0)}(Y^0) = Y^0.$$

Proof. In the first step of the subflow $\Phi^{(0)}$, we matricize the core tensor C^0 in the zero mode and we perform a QR decomposition,

$$\text{Mat}_0(C^0)^\top = \mathbf{Q}_0^0 \mathbf{S}_0^{0, \top}.$$

We define $\mathbf{V}_0^{0,\top} = \mathbf{Mat}_0(\text{Ten}_0(\mathbf{Q}_0^{0,\top}) \mathbf{X}_{l=1}^d \mathbf{U}_l^{0,\top})$ and we set $\mathbf{K}_0^0 = \mathbf{I}_r \mathbf{S}_0^0 \in \mathbb{R}^{r \times r}$. The next step consists of solving the differential equation

$$\begin{aligned}\dot{\mathbf{K}}_0(t) &= \mathbf{Mat}_0(F(t, \text{Ten}_0(\mathbf{K}_0(t) \mathbf{V}_0^{0,\top})) \mathbf{V}_0^0, \\ \mathbf{K}_0(t_0) &= \mathbf{K}_0^0.\end{aligned}$$

We define $\mathbf{K}_0^1 = \mathbf{K}_0(t_1) \in \mathbb{R}^{r \times r}$ and we use the trivial orthogonal decomposition (it is irrelevant that this is not the QR decomposition),

$$\mathbf{K}_0^1 = \mathbf{I}_r \mathbf{K}_0^1.$$

Finally, we solve the differential equation

$$\begin{aligned}\dot{\mathbf{S}}_0(t) &= \mathbf{I}_r^\top \mathbf{Mat}_0(F(t, \text{Ten}_0(\mathbf{I}_r \mathbf{S}_0(t) \mathbf{V}_0^{0,\top})) \mathbf{V}_0^0, \\ \mathbf{S}_0(t_1) &= \mathbf{K}_0^1.\end{aligned}$$

This is the same differential equation as for \mathbf{K}_0 , now solved backwards in time, and so we have

$$\tilde{\mathbf{S}}_0^0 = \mathbf{S}_0(t_0) = \mathbf{K}_0(t_0) = \mathbf{S}_0^0.$$

Therefore, $C^1 = C^0$ and we conclude that $\Phi^{(0)}(Y^0) = Y^0$. \square

We can now introduce the extended Tucker integrator as given by Algorithm 3 below. The adjective ‘extended’ refers to the fact that we now approximate the solution to a differential equation for r Tucker tensors with the same basis matrices rather than just one Tucker tensor. This extension is nontrivial but turns out to be remarkably simple.

Algorithm 3: Extended Tucker Integrator

Data: $Y^0 = C^0 \times_0 \mathbf{I}_r \mathbf{X}_{j=1}^d \mathbf{U}_j^0$ in factorized form, $F(t, Y)$, t_0, t_1

Result: $Y^1 = C^1 \times_0 \mathbf{I}_r \mathbf{X}_{j=1}^d \mathbf{U}_j^1$ in factorized form

begin

 Set $Y^{[0]} = Y^0$

for $i = 1 \dots d$ **do**

 Compute $Y^{[i]} = \Phi^{(i)}(Y^{[i-1]})$ in factorized form by Algorithm 1

end

 Compute $Y^1 = \Psi(Y^{[d]})$ in factorized form by Algorithm 2

end

4. Recursive tree tensor network integrator. We now come to the central algorithmic section of this paper. We derive an integrator for orthonormal tree tensor networks, which in every time step updates the orthonormal-basis matrices $\mathbf{U}_\ell(t)$ of the leaves and the orthonormality-constrained connection tensors $C_\tau(t)$ of the other vertices of the tree. This is done without ever computing the entries of the high-dimensional tensor $Y(t)$ that has the tree tensor network representation given by the factors $\mathbf{U}_\ell(t)$ and $C_\tau(t)$ and (approximately) solves the projected differential equation (1.2) — provided that the function F can be evaluated at the tree tensor network $Y(t)$ using only its factors.

4.1. Derivation. Let $\bar{\tau} \in \mathcal{T}$ be a given tree with the set of leaves $L(\bar{\tau}) = \{1, \dots, d\}$ and $(r_\tau)_{\tau \in T(\bar{\tau})}$ a specified family of tree ranks, where we assume $r_{\bar{\tau}} = 1$. For each subtree $\tau = (\tau_1, \dots, \tau_m) \in T(\bar{\tau})$ we introduce the space

$$\mathcal{V}_\tau := \mathbb{R}^{r_\tau \times n_{\tau_1} \times \dots \times n_{\tau_m}}. \quad (4.1)$$

In the following, we associate to each subtree τ of the given tree $\bar{\tau}$ a tensor-valued function $F_\tau : [0, t^*] \times \mathcal{V}_\tau \rightarrow \mathcal{V}_\tau$. Its actual recursive construction, starting from the root with $F_{\bar{\tau}} = F$ and passing to the leaves, will be given in the next subsection.

Consider a tree $\tau = (\tau_1, \dots, \tau_m)$ and an extended Tucker tensor Y_τ^0 associated to the tree τ ,

$$Y_\tau^0 = C_\tau^0 \times_0 \mathbf{I}_\tau \mathbf{X}_{i=1}^m \mathbf{U}_{\tau_i}^0.$$

Applying the extended Tucker integrator with the function F_τ we have that

$$Y_\tau^1 = \Psi_\tau \circ \Phi_\tau^{(m)} \circ \dots \circ \Phi_\tau^{(1)}(Y_\tau^0).$$

We recall that the subflow $\Phi_\tau^{(i)}$ gives the update process of the basis matrix $\mathbf{U}_{\tau_i}^0 \in \mathbb{R}^{n_{\tau_i} \times r_{\tau_i}}$. The extra subscript τ indicates that the subflow is computed for the function F_τ .

We have two cases:

- (i) If τ_i is a leaf, we directly apply the subflow $\Phi_\tau^{(i)}$ and update the basis matrix.
- (ii) Else, we apply $\Phi_\tau^{(i)}$ only approximately (but call the procedure still $\Phi_\tau^{(i)}$). We tensorize the basis matrix and we construct new initial data $Y_{\tau_i}^0$ and a function F_{τ_i} . We iterate the procedure in a recursive way, reducing the dimensionality of the problem at each recursion.

We are now in a position to formulate the recursive tree tensor network (TTN) integrator. It has the same general structure as the extended Tucker integrator as given by Algorithm 3.

The difference to the extended Tucker integrator is that now the subflow $\Phi_\tau^{(i)}$ is no longer the same, but it recursively uses the TTN integrator for the subtrees. This approximate subflow is defined in close analogy to the subflow $\Phi^{(i)}$ for Tucker tensors, but the first differential equation is solved only approximately unless τ_i is a leaf. We remark that in the following Algorithm 5 the tensors Y_{τ_i} correspond to a tensorization of the matrices \mathbf{K}_i in Algorithm 1; see the next two subsections for details of this correspondence.

Algorithm 4: Recursive TTN Integrator

Data: tree $\tau = (\tau_1, \dots, \tau_m)$, TTN in factorized form

$$Y_\tau^0 = C_\tau^0 \times_0 \mathbf{I}_\tau \mathbf{X}_{j=1}^m \mathbf{U}_{\tau_j}^0 \quad \text{with} \quad \mathbf{U}_{\tau_j}^0 = \mathbf{Mat}_0(X_{\tau_j}^0)^\top,$$

function $F_\tau(t, Y_\tau)$, t_0, t_1

Result: TTN $Y_\tau^1 = C_\tau^1 \times_0 \mathbf{I}_\tau \mathbf{X}_{j=1}^m \mathbf{U}_{\tau_j}^1$ with $\mathbf{U}_{\tau_j}^1 = \mathbf{Mat}_0(X_{\tau_j}^1)^\top$
in factorized form

begin

 set $Y_\tau^{[0]} = Y_\tau^0$

for $i = 1 \dots m$ **do**

 compute $Y_\tau^{[i]} = \Phi_\tau^{(i)}(Y_\tau^{[i-1]})$ in factorized form by Algorithm 5

end

 compute $Y_\tau^1 = \Psi_\tau(Y_\tau^{[m]})$ in factorized form by Algorithm 6

end

Algorithm 5: Subflow $\Phi_\tau^{(i)}$

Data: tree $\tau = (\tau_1, \dots, \tau_m)$, TTN in factorized form
 $Y_\tau^0 = C_\tau^0 \times_0 \mathbf{I}_\tau \mathbf{X}_{j=1}^m \mathbf{U}_{\tau_j}^0$ with $\mathbf{U}_{\tau_j}^0 = \mathbf{Mat}_0(X_{\tau_j}^0)^\top$,
function $F_\tau(t, Y_\tau)$, t_0, t_1
Result: TTN $Y_\tau^1 = C_\tau^1 \times_0 \mathbf{I}_\tau \mathbf{X}_{j=1}^m \mathbf{U}_{\tau_j}^1$ with $\mathbf{U}_{\tau_j}^1 = \mathbf{Mat}_0(X_{\tau_j}^1)^\top$
in factorized form
begin
 set $\mathbf{U}_{\tau_j}^1 = \mathbf{U}_{\tau_j}^0 \quad \forall j \neq i$
 compute the QR factorization $\mathbf{Mat}_i(C_\tau^0)^\top = \mathbf{Q}_{\tau_i}^0 \mathbf{S}_{\tau_i}^{0,\top}$
 set $Y_{\tau_i}^0 = X_{\tau_i}^0 \times_0 \mathbf{S}_{\tau_i}^{0,\top}$
 if $\tau_i = \ell$ is a leaf, **then** solve the $n_\ell \times r_\ell$ matrix differential equation
 $\dot{Y}_{\tau_i}(t) = F_{\tau_i}(t, Y_{\tau_i}(t))$ with initial value $Y_{\tau_i}(t_0) = Y_{\tau_i}^0$
 and return $Y_{\tau_i}^1 = Y_{\tau_i}(t_1)$
 else
 compute $Y_{\tau_i}^1 = \text{Recursive TTN Integrator}(\tau_i, Y_{\tau_i}^0, F_{\tau_i}, t_0, t_1)$
 compute the QR decomposition $\mathbf{Mat}_0(C_{\tau_i}^1)^\top = \widehat{\mathbf{Q}}_{\tau_i}^1 \widehat{\mathbf{S}}_{\tau_i}^1$, where
 $C_{\tau_i}^1$ is the connecting tensor of $Y_{\tau_i}^1$
 set $\mathbf{U}_{\tau_i}^1 = \mathbf{Mat}_0(X_{\tau_i}^1)^\top$, where the TTN $X_{\tau_i}^1$ is obtained from $Y_{\tau_i}^1$ by
 replacing the connecting tensor with $\widehat{C}_{\tau_i}^1 = \text{Ten}_0(\widehat{\mathbf{Q}}_{\tau_i}^{1,T})$
 solve the $r_{\tau_i} \times r_{\tau_i}$ matrix differential equation
 $\dot{\mathbf{S}}_{\tau_i}(t) = -\widehat{\mathbf{F}}_{\tau_i}(t, \mathbf{S}_{\tau_i}(t))$ with initial value $\mathbf{S}_{\tau_i}(t_0) = \widehat{\mathbf{S}}_{\tau_i}^1$
 and return $\widetilde{\mathbf{S}}_{\tau_i}^0 = \mathbf{S}_{\tau_i}(t_1)$; here
 $\widehat{\mathbf{F}}_{\tau_i}(t, \mathbf{S}_{\tau_i}) = \mathbf{U}_{\tau_i}^{1,\top} \mathbf{Mat}_0(F_{\tau_i}(t, X_{\tau_i}^1 \times_0 \mathbf{S}_{\tau_i}^\top))^\top$
 set $C_\tau^1 = \text{Ten}_i(\widetilde{\mathbf{S}}_{\tau_i}^0 \mathbf{Q}_{\tau_i}^{0,\top})$
end

The subflow Ψ_τ is the same as for the Tucker integrator, for the function F_τ instead of F .

Algorithm 6: Subflow Ψ_τ

Data: tree $\tau = (\tau_1, \dots, \tau_m)$, TTN in factorized form
 $Y_\tau^0 = C_\tau^0 \times_0 \mathbf{I}_\tau \mathbf{X}_{j=1}^m \mathbf{U}_{\tau_j}^0$ with $\mathbf{U}_{\tau_j}^0 = \mathbf{Mat}_0(X_{\tau_j}^0)^\top$,
function $F_\tau(t, Y_\tau)$, t_0, t_1
Result: TTN $Y_\tau^1 = C_\tau^1 \times_0 \mathbf{I}_\tau \mathbf{X}_{j=1}^m \mathbf{U}_{\tau_j}^1$ with $\mathbf{U}_{\tau_j}^1 = \mathbf{Mat}_0(X_{\tau_j}^1)^\top$
in factorized form
begin
 set $\mathbf{U}_{\tau_j}^1 = \mathbf{U}_{\tau_j}^0 \quad \forall j = 1, \dots, m$.
 solve the $r_\tau \times r_{\tau_1} \times \dots \times r_{\tau_m}$ tensor differential equation
 $\dot{C}_\tau(t) = \widetilde{F}_\tau(t, C_\tau(t))$ with initial value $C_\tau(t_0) = C_\tau^0$
 and return $C_\tau^1 = C_\tau(t_1)$; here
 $\widetilde{F}_\tau(t, C_\tau) = F_\tau(t, C_\tau \mathbf{X}_{j=1}^m \mathbf{U}_{\tau_j}^1) \mathbf{X}_{j=1}^m \mathbf{U}_{\tau_j}^{1,\top}$
end

The differential equations for $Y_{\tau_i}(t)$, $\mathbf{S}_{\tau_i}(t)$ in Algorithm 5 and $C_\tau(t)$ in Algorithm 6 need to be solved approximately by a standard numerical integrator, unless

$F(t, Y)$ is independent of Y (which then implies that also the functions $F_\tau(t, Y)$ are independent of Y).

The efficiency of the implementation of this algorithm depends on the possibility to evaluate the functions F_τ , $\widehat{\mathbf{F}}_\tau$ and \widetilde{F}_τ efficiently for all subtrees τ of $\bar{\tau}$, without explicitly forming large matrices or tensors whose dimension exceeds by far that of the basis matrices and connecting tensors. This is the case if F maps TTNs into linear combinations of TTNs of moderate tree rank whose factors can be computed directly from the basis matrices and connecting tensors without actually computing the entries of the TTN.

4.2. Constructing F_τ and Y_τ^0 via restrictions/prolongations. In a recursion that passes from the root to the leaves of $\bar{\tau}$, we construct for each subtree τ of $\bar{\tau}$ the tensor-valued function F_τ that is used in the recursive TTN integrator. We note that $\mathcal{V}_{\bar{\tau}}$ is isomorphic to $\mathbb{R}^{n_1 \times \dots \times n_d}$ (since $r_{\bar{\tau}} = 1$) and we start the construction by setting $F_{\bar{\tau}} = F : [0, t^*] \times \mathcal{V}_{\bar{\tau}} \rightarrow \mathcal{V}_{\bar{\tau}}$. Given a subtree $\tau = (\tau_1, \dots, \tau_m) \in \mathcal{T}$, we now assume by induction that

$$F_\tau : [0, t^*] \times \mathcal{V}_\tau \rightarrow \mathcal{V}_\tau$$

is already defined. For each $i = 1, \dots, m$, we need to determine the tensor-valued function F_{τ_i} that appears in the subflow $\Phi_\tau^{(i)}$ of the recursive TTN integrator. For the initial data $Y_\tau^0 = C_\tau^0 \times_0 \mathbf{I}_\tau \mathbf{X}_{i=1}^m \mathbf{U}_{\tau_i}^0$ the subflow $\Phi_\tau^{(i)}$ given by Algorithm 5 first computes the QR decomposition

$$\mathbf{Mat}_i(C_\tau^0)^\top = \mathbf{Q}_{\tau_i}^0 \mathbf{S}_{\tau_i}^{0, \top},$$

where $\mathbf{Q}_{\tau_i}^0 \in \mathbb{R}^{r_\tau r_{\neg \tau_i} \times r_{\tau_i}}$ with $r_{\neg \tau_i} = \prod_{j \neq i} r_{\tau_j}$ has orthonormal columns and $\mathbf{S}_{\tau_i}^0 \in \mathbb{R}^{r_{\tau_i} \times r_{\tau_i}}$. Since

$$\begin{aligned} Y_\tau^0 &= C_\tau^0 \times_0 \mathbf{I}_\tau \mathbf{X}_{i=1}^m \mathbf{U}_{\tau_i}^0 = \text{Ten}_i(\mathbf{S}_{\tau_i}^0 \mathbf{Q}_{\tau_i}^{0, \top}) \times_0 \mathbf{I}_\tau \mathbf{X}_{i=1}^m \mathbf{U}_{\tau_i}^0 \\ &= \text{Ten}_i(\mathbf{Q}_{\tau_i}^{0, \top}) \times_0 \mathbf{I}_\tau \mathbf{X}_{j \neq i} \mathbf{U}_{\tau_j}^0 \times_i (\mathbf{U}_{\tau_i}^0 \mathbf{S}_{\tau_i}^0), \end{aligned}$$

we then have the SVD-like decomposition

$$\mathbf{Mat}_i(Y_\tau^0) = \mathbf{U}_{\tau_i}^0 \mathbf{S}_{\tau_i}^0 \mathbf{V}_{\tau_i}^{0, \top} \quad (4.2)$$

with the (computationally inaccessible) matrix

$$\mathbf{V}_{\tau_i}^0 = \mathbf{Mat}_i(\text{Ten}_i(\mathbf{Q}_{\tau_i}^{0, \top}) \times_0 \mathbf{I}_\tau \mathbf{X}_{j \neq i} \mathbf{U}_{\tau_j}^0)^\top \in \mathbb{R}^{r_\tau n_{\neg \tau_i} \times r_{\tau_i}}$$

for $n_{\neg \tau_i} = \prod_{j \neq i} n_{\tau_j} = n_\tau / n_{\tau_i}$. We note that both $\mathbf{U}_{\tau_i}^0$ and $\mathbf{V}_{\tau_i}^0$ have orthonormal columns.

Like in Algorithm 1 for the subflow $\Phi^{(i)}$ of the Tucker integrator, we consider the differential equation for $\mathbf{K}_{\tau_i}(t) \in \mathbb{R}^{n_{\tau_i} \times r_{\tau_i}}$,

$$\begin{aligned} \dot{\mathbf{K}}_{\tau_i}(t) &= \mathbf{F}_{\tau_i}(t, \mathbf{K}_{\tau_i}(t)), \\ \mathbf{K}_{\tau_i}(t_0) &= \mathbf{U}_{\tau_i}^0 \mathbf{S}_{\tau_i}^0, \end{aligned} \quad (4.3)$$

where

$$\mathbf{F}_{\tau_i}(\mathbf{K}_{\tau_i}) = \mathbf{Mat}_i(F_\tau(t, \text{Ten}_i(\mathbf{K}_{\tau_i} \mathbf{V}_{\tau_i}^{0, \top}))) \mathbf{V}_{\tau_i}^0.$$

Algorithm 5 uses this differential equation in tensorized form and solves it approximately by recurrence down to the leaves. This relation is seen as follows: By definition of the tree tensor network, there exists $X_{\tau_i}^0 \in \mathcal{V}_{\tau_i}$ such that

$$\mathbf{U}_{\tau_i}^0 = \mathbf{Mat}_0(X_{\tau_i}^0)^\top, \quad \text{i.e.,} \quad X_{\tau_i}^0 = \text{Ten}_0(\mathbf{U}_{\tau_i}^{0,\top}).$$

This implies that the initial condition in (4.3) can be rewritten as

$$\mathbf{K}_{\tau_i}(t_0) = \mathbf{U}_{\tau_i}^0 \mathbf{S}_{\tau_i}^0 = \mathbf{Mat}_0(X_{\tau_i}^0)^\top \mathbf{S}_{\tau_i}^0 = \mathbf{Mat}_0(X_{\tau_i}^0 \times_0 \mathbf{S}_{\tau_i}^{0,\top})^\top,$$

which is the initial value chosen in Algorithm 5. We introduce

$$Y_{\tau_i}(t) = \text{Ten}_0(\mathbf{K}_{\tau_i}(t)^\top), \quad \text{i.e.,} \quad \mathbf{K}_{\tau_i}(t) = \mathbf{Mat}_0(Y_{\tau_i}(t))^\top. \quad (4.4)$$

By substitution, (4.3) can be rewritten as the differential equation that appears in Algorithm 5,

$$\begin{aligned} \dot{Y}_{\tau_i}(t) &= F_{\tau_i}(t, Y_{\tau_i}(t)) \\ Y_{\tau_i}(t_0) &= Y_{\tau_i}^0 := X_{\tau_i}^0 \times_0 \mathbf{S}_{\tau_i}^{0,\top}, \end{aligned}$$

where now

$$\begin{aligned} F_{\tau_i}(t, Y_{\tau_i}) &= \text{Ten}_0(\mathbf{F}_{\tau_i}(t, \mathbf{Mat}_0(Y_{\tau_i})^\top) \\ &= \text{Ten}_0\left(\left(\mathbf{Mat}_i(F_{\tau_i}(t, \text{Ten}_i(\mathbf{Mat}_0(Y_{\tau_i})^\top \mathbf{V}_{\tau_i}^{0,\top}))) \mathbf{V}_{\tau_i}^0\right)^\top\right). \end{aligned} \quad (4.5)$$

The construction of the tensor-valued function F_{τ_i} becomes more transparent by introducing the *prolongation*

$$\pi_{\tau,i}(Y_{\tau_i}) := \text{Ten}_i((\mathbf{V}_{\tau_i}^0 \mathbf{Mat}_0(Y_{\tau_i}))^\top) \in \mathcal{V}_{\tau} \quad \text{for } Y_{\tau_i} \in \mathcal{V}_{\tau_i} \quad (4.6)$$

and the *restriction*

$$\pi_{\tau,i}^\dagger(Z_{\tau}) := \text{Ten}_0((\mathbf{Mat}_i(Z_{\tau}) \mathbf{V}_{\tau_i}^0)^\top) \in \mathcal{V}_{\tau_i}, \quad \text{for } Z_{\tau} \in \mathcal{V}_{\tau}, \quad (4.7)$$

where the tensorization Ten_0 is for a matrix in $\mathbb{R}^{r_{\tau_i} \times n_{\tau_i}}$ according to the dimensions of the subtrees of τ_i .

We note the following properties.

LEMMA 4.1. *Let $\tau = (\tau_1, \dots, \tau_m)$ and $i = 1, \dots, m$. The restriction $\pi_{\tau,i}^\dagger : \mathcal{V}_{\tau} \rightarrow \mathcal{V}_{\tau_i}$ is both a left inverse and the adjoint (with respect to the tensor Euclidean inner product) of the prolongation $\pi_{\tau,i} : \mathcal{V}_{\tau_i} \rightarrow \mathcal{V}_{\tau}$, that is,*

$$\pi_{\tau,i}^\dagger(\pi_{\tau,i}(Y_{\tau_i})) = Y_{\tau_i} \quad \text{for all } Y_{\tau_i} \in \mathcal{V}_{\tau_i} \quad (4.8)$$

$$\langle \pi_{\tau,i}(Y_{\tau_i}), Z_{\tau} \rangle_{\mathcal{V}_{\tau}} = \langle Y_{\tau_i}, \pi_{\tau,i}^\dagger(Z_{\tau}) \rangle_{\mathcal{V}_{\tau_i}} \quad \text{for all } Y_{\tau_i} \in \mathcal{V}_{\tau_i}, Z_{\tau} \in \mathcal{V}_{\tau}. \quad (4.9)$$

Moreover, $\|\pi_{\tau,i}(Y_{\tau_i})\|_{\mathcal{V}_{\tau}} = \|Y_{\tau_i}\|_{\mathcal{V}_{\tau_i}}$ and $\|\pi_{\tau,i}^\dagger(Z_{\tau})\|_{\mathcal{V}_{\tau_i}} \leq \|Z_{\tau}\|_{\mathcal{V}_{\tau}}$, where the norms are the tensor Euclidean norms.

Proof. Since $\mathbf{V}_{\tau_i}^{0,\top} \mathbf{V}_{\tau_i}^0 = \mathbf{I}$, we obtain (4.8). Using that the tensorization Ten_i is the adjoint of the matricization \mathbf{Mat}_i for the Frobenius inner product and that taking transposes in both matrices of a Frobenius inner product does not change the inner product, we arrive at (4.9). The norm equality follows from the definition (4.6) and the fact that the matrix $\mathbf{V}_{\tau_i}^0$ has orthonormal columns. The norm bound follows

from (4.7) on noting the general matrix norm inequality $\|\mathbf{A}\mathbf{B}\|_F \leq \|\mathbf{A}\|_2 \|\mathbf{B}\|_F$ and the fact that $\|\mathbf{V}_{\tau_i}^{0,\top}\|_2 = 1$. \square

We emphasize that the mappings $\pi_{\tau,i}$ and $\pi_{\tau,i}^\dagger$ depend on the initial data Y_τ^0 . We observe that we can write (4.5) more compactly as $F_{\tau_i} = \pi_{\tau,i}^\dagger \circ F_\tau \circ \pi_{\tau,i}$. For the initial data we find from (4.2) and (4.3) that

$$Y_{\tau_i}^0 = \text{Ten}_0(\mathbf{K}_{\tau_i}(t_0)^\top) = \text{Ten}_0((\mathbf{U}_{\tau_i}^0 \mathbf{S}_{\tau_i}^0)^\top) = \text{Ten}_0((\mathbf{Mat}_i(Y_\tau^0) \mathbf{V}_{\tau_i}^0)^\top) = \pi_{\tau,i}^\dagger(Y_\tau^0).$$

We thus arrive at the following.

DEFINITION 4.2. *For the given tensor-valued function $F_{\bar{\tau}} = F : [t_0, t^*] \times \mathcal{V}_{\bar{\tau}} \rightarrow \mathcal{V}_{\bar{\tau}}$ and a tree tensor network $Y_{\bar{\tau}}^0 \in \mathcal{M}_{\bar{\tau}}$, we define recursively for each tree $\tau = (\tau_1, \dots, \tau_m) \leq \bar{\tau}$ and for $i = 1, \dots, m$*

$$F_{\tau_i} = \pi_{\tau,i}^\dagger \circ F_\tau \circ \pi_{\tau,i}$$

$$Y_{\tau_i}^0 = \pi_{\tau,i}^\dagger(Y_\tau^0).$$

These are the nonlinear operators and initial data that are used in the recursive TTN integrator. We remark that their construction has a formal similarity to that of operators and functions in multilevel methods; cf. [8].

An important observation is the following.

LEMMA 4.3. *If the initial tree tensor network $Y_{\bar{\tau}}^0$ has full tree rank $(r_\sigma)_{\sigma \leq \bar{\tau}}$, then Y_τ^0 has full tree rank $(r_\sigma)_{\sigma \leq \tau}$ for every subtree $\tau \leq \bar{\tau}$.*

Proof. Let $\tau = (\tau_1, \dots, \tau_m) \in T(\bar{\tau})$ and $i = 1, \dots, m$. From the above derivation we have, with the tensor network $X_{\tau_i} = \text{Ten}_0(\mathbf{U}_{\tau_i}^{0,\top})$ of full tree rank,

$$Y_{\tau_i}^0 = \text{Ten}_0((\mathbf{U}_{\tau_i}^0 \mathbf{S}_{\tau_i}^0)^\top) = X_{\tau_i}^0 \times_0 \mathbf{S}_{\tau_i}^{0,\top}.$$

If Y_τ^0 has full tree rank, then $\mathbf{S}_{\tau_i}^0$ is invertible, and hence also $Y_{\tau_i}^0$ has full tree rank. By induction we find that for every subtree $\tau \leq \bar{\tau}$, the restricted initial tensor Y_τ^0 has full tree rank. \square

In terms of the manifold (see Lemma 2.5)

$$\mathcal{M}_\tau = \mathcal{M}(\tau, (n_\ell)_{\ell \in L(\tau)}, (r_\sigma)_{\sigma \leq \tau}) \quad (4.10)$$

of tree tensor networks for the tree $\tau \in \mathcal{T}$ of given dimensions $(n_\ell)_{\ell \in L(\tau)}$ and full tree rank $(r_\sigma)_{\sigma \leq \tau}$, Lemma 4.3 can be restated as saying that for $\tau = (\tau_1, \dots, \tau_m)$ and $Y_\tau^0 \in \mathcal{M}_\tau$, the restriction $\pi_{\tau,i}^\dagger(Y_\tau^0)$ is in \mathcal{M}_{τ_i} . This statement is not true for an arbitrary $Y_\tau \in \mathcal{M}_\tau$ that is different from Y_τ^0 (recall that the chosen restriction operator $\pi_{\tau,i}^\dagger$ depends on Y_τ^0). In particular, a loss of rank occurs if for some j , the basis matrices are such that $\mathbf{U}_{\tau_j}^{0,\top} \mathbf{U}_{\tau_j}$ is a singular $r_{\tau_j} \times r_{\tau_j}$ matrix. However, for the prolongation we have the following.

LEMMA 4.4. *Let $\tau = (\tau_1, \dots, \tau_m) \in \mathcal{T}$ and $i = 1, \dots, m$. If $Y_{\tau_i} \in \mathcal{M}_{\tau_i}$, then the prolongation $\pi_{\tau,i}(Y_{\tau_i})$ is in \mathcal{M}_τ .*

Proof. We have, using the definition of $\mathbf{V}_{\tau_i}^0$ and writing $\mathbf{U}_{\tau_i} := \mathbf{Mat}_0(Y_{\tau_i})^\top$,

$$\begin{aligned} \pi_{\tau,i}(Y_{\tau_i}) &= \text{Ten}_i((\mathbf{V}_{\tau_i}^0 \mathbf{Mat}_0(Y_{\tau_i}))^\top) \\ &= \text{Ten}_i((\mathbf{Mat}_i(\text{Ten}_i(\mathbf{Q}_{\tau_i}^{0,\top}) \times_0 \mathbf{I}_\tau \mathbf{X}_{j \neq i} \mathbf{U}_{\tau_j}^0)^\top \mathbf{Mat}_0(Y_{\tau_i}))^\top) \\ &= \text{Ten}_i(\mathbf{U}_{\tau_i} \mathbf{Mat}_i(\text{Ten}_i(\mathbf{Q}_{\tau_i}^{0,\top}) \times_0 \mathbf{I}_\tau \mathbf{X}_{j \neq i} \mathbf{U}_{\tau_j}^0)) \\ &= \text{Ten}_i(\mathbf{Q}_{\tau_i}^{0,\top}) \times_0 \mathbf{I}_\tau \mathbf{X}_{j \neq i} \mathbf{U}_{\tau_j}^0 \times_i \mathbf{U}_{\tau_i}, \end{aligned}$$

which is of full tree rank. \square

4.3. QR decomposition. We now explain how the first QR decomposition in Algorithm 1 is related to that of Algorithm 5. We consider a tree $\tau = (\tau_1, \dots, \tau_m) \in \mathcal{T}$ and let τ take the role of τ_i in Algorithm 5 for ease of notation. In the extension of Algorithm 1 via (4.3), we would need the QR-decomposition of $\mathbf{K}_\tau^1 \in \mathbb{R}^{n_\tau \times r_\tau}$, where we recall that $n_\tau = \prod_{j=1}^m n_{\tau_j}$ can get prohibitively large. This difficulty is overcome using that the tree tensor network is orthonormal: the QR-decomposition of the full matrix \mathbf{K}_τ^1 is equivalent to the QR-decomposition of the matricization of a small core tensor. In fact, by construction we have that

$$\mathbf{K}_\tau^1 = \mathbf{Mat}_0(Y_\tau^1)^\top,$$

where

$$Y_\tau^1 = C_\tau^1 \times_0 \mathbf{I}_\tau \times_{i=1}^m \mathbf{U}_{\tau_i}^1.$$

This implies that

$$\mathbf{K}_\tau^1 = \left(\bigotimes_{i=1}^m \mathbf{U}_{\tau_i}^1 \right) \mathbf{Mat}_0(C_\tau^1)^\top.$$

Since the Kronecker product of orthonormal matrices is orthonormal, it suffices to do a QR-decomposition of the comparatively small matrix $\mathbf{Mat}_0(C_\tau^1)^\top \in \mathbb{R}^{r_{\tau_1} \dots r_{\tau_m} \times r_\tau}$, as is done in Algorithm 5.

4.4. Efficient computation of the prolongation $\pi_{\tau,i}$. The construction of the extremely large matrix $\mathbf{V}_{\tau_i}^{0,\top}$ appearing in the integrator must be avoided. In fact, recalling that

$$\mathbf{V}_{\tau_i}^{0,\top} = \mathbf{Mat}_i(\text{Ten}_i(\mathbf{Q}_{\tau_i}^{0,\top}) \times_{j \neq i} \mathbf{U}_{\tau_j}^0) \in \mathbb{R}^{r_{\tau_i} \times r_\tau n_{\neg \tau_i}},$$

the mapping $\pi_{\tau,i}$ can be easily computed,

$$\begin{aligned} \pi_{\tau,i}(Y) &= \text{Ten}_i(\mathbf{Mat}_0(Y)^\top \mathbf{V}_{\tau_i}^{0,\top}) \\ &= \text{Ten}_i(\mathbf{Mat}_0(Y)^\top \mathbf{Mat}_i(\text{Ten}_i(\mathbf{Q}_{\tau_i}^{0,\top}) \times_{j \neq i} \mathbf{U}_{\tau_j}^0)) \\ &= \text{Ten}_i(\mathbf{Mat}_i(\text{Ten}_i(\mathbf{Q}_{\tau_i}^{0,\top}) \times_i \mathbf{Mat}_0(Y)^\top \times_{j \neq i} \mathbf{U}_{\tau_j}^0)) \\ &= \text{Ten}_i(\mathbf{Q}_{\tau_i}^{0,\top}) \times_i \mathbf{Mat}_0(Y)^\top \times_{j \neq i} \mathbf{U}_{\tau_j}^0. \end{aligned}$$

The action of the prolongation $\pi_{\tau,i}$ on the tree tensor $Y \in \mathcal{V}_{\tau_i}$ yields a new larger tree tensor in \mathcal{V}_τ with the core tensor $\text{Ten}_i(\mathbf{Q}_{\tau_i}^{0,\top})$.

4.5. Efficient computation of the restriction $\pi_{\tau,i}^\dagger$. The computation of the mapping $\pi_{\tau,i}^\dagger(Z_\tau)$ can be done efficiently by contraction if Z_τ is itself a tree tensor network on the tree $\tau = (\tau_1, \dots, \tau_m)$ with the same dimensions n_τ and n_{τ_i} but possibly different ranks s_τ and s_{τ_i} instead of r_τ and r_{τ_i} , respectively:

$$Z_\tau = G_\tau \times_0 \mathbf{I}_\tau \times_{i=1}^m \mathbf{W}_{\tau_i} \in \mathcal{V}_\tau$$

with the core tensor $G_\tau \in \mathbb{R}^{s_\tau \times s_{\tau_1} \times \dots \times s_{\tau_m}}$ (not necessarily of full multilinear rank) and matrices $\mathbf{W}_{\tau_i} \in \mathbb{R}^{n_{\tau_i} \times s_{\tau_i}}$ (not necessarily of full rank). We have that

$$\pi_{\tau,i}^\dagger(Z_\tau) = \text{Ten}_0(\mathbf{V}_{\tau_i}^{0,\top} \mathbf{Mat}_i(Z_\tau)^\top)$$

$$\begin{aligned}
&= \text{Ten}_0(\mathbf{Q}_{\tau_i}^{0,\top} (\mathbf{I}_\tau \bigotimes_{j \neq i} \mathbf{U}_{\tau_j}^{0,\top}) \mathbf{Mat}_i(Z_\tau)^\top) \\
&= \text{Ten}_0(\mathbf{Q}_{\tau_i}^{0,\top} \mathbf{Mat}_i(G_\tau \times_0 \mathbf{I}_\tau \times_{j \neq i} (\mathbf{U}_{\tau_j}^{0,\top} \mathbf{W}_{\tau_j}) \times_i \mathbf{W}_{\tau_i})^\top) \\
&= \text{Ten}_0(\mathbf{Q}_{\tau_i}^{0,\top} \mathbf{Mat}_i(G_\tau \times_0 \mathbf{I}_\tau \times_{j \neq i} (\mathbf{U}_{\tau_j}^{0,\top} \mathbf{W}_{\tau_j}))^\top \mathbf{W}_{\tau_i}^\top)
\end{aligned}$$

We define the small matrix

$$\mathbf{R}_{\tau_i} := \mathbf{Q}_{\tau_i}^{0,\top} \mathbf{Mat}_i(G_\tau \times_0 \mathbf{I}_\tau \times_{j \neq i} (\mathbf{U}_{\tau_j}^{0,\top} \mathbf{W}_{\tau_j}))^\top \in \mathbb{R}^{r_{\tau_i} \times s_{\tau_i}},$$

where we note that the product of the large matrices $\mathbf{U}_{\tau_j}^0$ and \mathbf{W}_{τ_j} (with n_{τ_j} rows, which is prohibitive unless τ_j is a leaf) can be computed recursively from small matrices: For a tree $\tau = (\tau_1, \dots, \tau_m)$, let

$$\begin{aligned}
\mathbf{U}_\tau &= \mathbf{Mat}_0(C_\tau \times_0 \mathbf{I}_\tau \times_{i=1}^m \mathbf{U}_{\tau_i})^\top \in \mathbb{R}^{n_\tau \times r_\tau}, \\
\mathbf{W}_\tau &= \mathbf{Mat}_0(G_\tau \times_0 \mathbf{I}_\tau \times_{i=1}^m \mathbf{W}_{\tau_i})^\top \in \mathbb{R}^{n_\tau \times s_\tau}.
\end{aligned}$$

Then, (2.2) shows that the small matrix $\mathbf{U}_\tau^\top \mathbf{W}_\tau \in \mathbb{R}^{r_\tau \times s_\tau}$ equals

$$\mathbf{U}_\tau^\top \mathbf{W}_\tau = \mathbf{Mat}_0(C_\tau \times_{i=1}^m (\mathbf{U}_{\tau_i}^\top \mathbf{W}_{\tau_i})^\top) \mathbf{Mat}_0(G_\tau)^\top, \quad (4.11)$$

and hence this matrix can be computed recursively, passing from the leaves to the root τ . In this way we compute only products $\mathbf{U}_\ell^\top \mathbf{W}_\ell$ for the leaves $\ell \in L(\tau)$ and products of matrices whose dimensions depend only on the ranks and orders of the connection tensors.

We return to the above expression for $\pi_{\tau_i}^\dagger(Z_\tau)$ and recall that by definition of the tree tensor network, there exists a tree tensor network Z_{τ_i} on the tree τ_i such that

$$\mathbf{W}_{\tau_i} = \mathbf{Mat}_0(Z_{\tau_i})^\top.$$

We then have

$$\begin{aligned}
\pi_{\tau_i}^\dagger(Z_\tau) &= \text{Ten}_0(\mathbf{R}_{\tau_i} \mathbf{W}_{\tau_i}^\top) = \text{Ten}_0(\mathbf{R}_{\tau_i} \mathbf{Mat}_0(Z_{\tau_i})) = \text{Ten}_0(\mathbf{Mat}_0(Z_{\tau_i} \times_0 \mathbf{R}_{\tau_i})) \\
&= Z_{\tau_i} \times_0 \mathbf{R}_{\tau_i}.
\end{aligned}$$

This implies that $\pi_{\tau_i}^\dagger(Z_\tau)$ differs from Z_{τ_i} only in that the (small) core tensor G_{τ_i} of Z_{τ_i} is replaced by $\hat{G}_{\tau_i} = G_{\tau_i} \times_0 \mathbf{R}_{\tau_i}$, or equivalently, $\mathbf{Mat}_0(\hat{G}_{\tau_i}) = \mathbf{R}_{\tau_i} \mathbf{Mat}_0(G_{\tau_i})$.

4.6. Computational complexity. In the implementation of Algorithm 5 and Algorithm 6, the matrices $\mathbf{U}_{\tau_i} = \mathbf{Mat}_0(X_{\tau_i})^T$ (with superscripts 0 and 1), the tensors Y_{τ_i} and the values of the function F_{τ_i} are not stored and computed entrywise but only through their TTN factorization into basis matrices for the leaves and connection tensors. Furthermore, products of prohibitively large matrices such as $\mathbf{U}_{\tau_i}^{1,\top} \mathbf{Mat}_0(F_{\tau_i}(t, X_{\tau_i}^1 \times_0 \mathbf{S}_{\tau_i}^\top))^\top$ are reduced to matrix products of small matrices using (4.11) recursively. A count of the required operations and the required memory yields the following result.

LEMMA 4.5. *Let d be the order of the tensor $A(t)$ (i.e., the number of leaves of the tree $\bar{\tau}$), $l < d$ the number of levels (i.e., the height of the tree $\bar{\tau}$), and let $n = \max_\ell n_\ell$ be the maximal dimension, $r = \max_\tau r_\tau$ the maximal rank and m the maximal order of the connection tensors. We assume that for every tree tensor network $X_{\bar{\tau}}$ we have that $Z_{\bar{\tau}} = F(t, X_{\bar{\tau}})$ is again a tree tensor network, with ranks $s_\tau \leq cr$ for all subtrees $\tau \leq \bar{\tau}$ with a moderate constant c . Then, one time step of the tree tensor integrator given by Algorithms 4–6 can be implemented such that it requires*

- $O(dr(n + r^m))$ storage,
- $O(ld)$ tensorizations/matricizations of matrices/tensors with $\leq r^{m+1}$ entries,
- $O(ld^2r^2(n + r^m))$ arithmetical operations and
- $O(d)$ evaluations of the function F ,

provided the differential equations in Algorithms 5 and 6 are solved approximately using a fixed number of function evaluations per time step.

Proof. The only nontrivial count regards the arithmetical operations. In Algorithm 5, there are two QR decompositions of $r^m \times r$ matrices, which requires $O(r^m \cdot r^2) = O(r^{m+2})$ operations. In total over all subtrees of $\bar{\tau}$, the total computational cost for the QR decompositions is thus $O(dr^{m+2})$.

The computation of $X_{\tau_i}^0 \times_0 \mathbf{S}_{\tau_i}^{0,\top}$ in factorized form requires only computing the smaller product $C_{\tau_i}^0 \times_0 \mathbf{S}_{\tau_i}^{0,\top}$, where $C_{\tau_i}^0$ is the core tensor of $X_{\tau_i}^0$, as at the end of the previous subsection. The computational cost for this product is $O(r^{m+2})$ operations, and in total over all subtrees of $\bar{\tau}$, the total computational cost is thus $O(dr^{m+2})$ operations.

The matrix product $\mathbf{U}_{\tau_i}^{1,\top} \mathbf{Mat}_0(F_{\tau_i}(t, X_{\tau_i}^1 \times_0 \mathbf{S}_{\tau_i}^\top))^\top$ is computed recursively using (4.11). This requires $O(|L(\tau_i)|(nr^2 + r^{m+2}))$ operations, where $|L(\tau_i)|$ is the number of leaves of τ_i . In total over all subtrees of $\bar{\tau}$, the computational cost for these products is therefore $O(ld(nr^2 + r^{m+2}))$ operations.

To evaluate the function F_{τ_i} , we need prolongations (which do not require any arithmetical operations) and restrictions. The computational cost for computing a restriction $\pi_{\tau_i}^\dagger$ in the way described in the previous subsection, is $O(|L(\tau_i)|(nr^2 + r^{m+2}))$ operations for the recursive computation of the matrix \mathbf{R}_{τ_i} via (4.11). The mode-0 multiplication of \mathbf{R}_{τ_i} with the core tensor requires another $O(r^{m+2})$ operations. One evaluation of F_{τ_i} requires several restrictions from the root down to τ_i and then costs $O(d(nr^2 + r^{m+2}))$ operations in addition to the evaluation of F . In total over all subtrees of $\bar{\tau}$, the computational cost then becomes $O(ld^2(nr^2 + r^{m+2}))$ operations.

In Algorithm 6, we note that the tree tensor network $Z_\tau = F_\tau(t, Y_\tau)$, when written in factorized form as $Z_\tau = G_\tau \times_0 \mathbf{I}_\tau \mathbf{X}_{i=1}^m \mathbf{W}_{\tau_i}$ for a tree $\tau = (\tau_1, \dots, \tau_m)$, has

$$Z_\tau \mathbf{X}_{i=1}^m \mathbf{U}_{\tau_i}^\top = G_\tau \times_0 \mathbf{I}_\tau \mathbf{X}_{i=1}^m \mathbf{U}_{\tau_i}^\top \mathbf{W}_{\tau_i}.$$

The products $\mathbf{U}_{\tau_i}^\top \mathbf{W}_{\tau_i}$ are computed recursively via (4.11) in $O(|L(\tau)|(nr^2 + r^{m+2}))$ operations. In total over all subtrees of $\bar{\tau}$, the computational cost then again becomes $O(dl(nr^2 + r^{m+2}))$ operations. \square

5. Exactness property of the TTN integrator. We will show that under a non-degeneracy condition, the TTN integrator with the tree rank (r_τ) reproduces time-dependent tree tensor networks $A(t)$ with the same tree rank *exactly* at every time step when the integrator is applied with $F(t, Y) = \dot{A}(t)$ and exact initial value $Y^0 = A(t_0)$. Such an exactness result is already known for the special cases of projector-splitting integrators for low-rank matrices [19], tensor trains / matrix product states [20], and Tucker tensors [21]. The latter result will now be used in a recursive way to prove the exactness property of the TTN integrator.

We first formulate the non-degeneracy condition. Consider a time-dependent family of tree tensor networks $A(t)$ of full tree rank $(r_\tau)_{\tau \leq \bar{\tau}}$, and set $Y_{\bar{\tau}}^0 = A(t_0)$, for which we consider the restricted tensor networks $A_\tau(t) := (A(t))_\tau$ defined by the restrictions (4.7) associated with $Y_{\bar{\tau}}^0$ for the subtrees $\tau \leq \bar{\tau}$. By Lemma 4.3, we then have for every subtree $\tau \leq \bar{\tau}$ that

$$A_\tau(t_0) \text{ has full tree rank } (r_\sigma)_{\sigma \leq \tau} \text{ for every subtree } \tau \leq \bar{\tau}. \quad (5.1)$$

We impose the condition that the same full-rank property still holds at $t_1 > t_0$:

$$A_\tau(t_1) \text{ has full tree rank } (r_\sigma)_{\sigma \leq \tau} \text{ for every subtree } \tau \leq \bar{\tau}. \quad (5.2)$$

THEOREM 5.1 (Exactness). *Let $A(t)$ be a continuously differentiable time-dependent family of tree tensor networks $A(t)$ of full tree rank $(r_\tau)_{\tau \leq \bar{\tau}}$ for $t_0 \leq t \leq t_1$, and suppose that the non-degeneracy condition (5.2) is satisfied. Then the recursive TTN integrator used with the same tree rank $(r_\tau)_{\tau \in T(\bar{\tau})}$ for $F(t, Y) = \dot{A}(t)$ is exact: starting from $Y^0 = A(t_0)$ we obtain $Y^1 = A(t_1)$.*

Proof. The result is obtained from the exactness result of the Tucker integrator that was proved in [21] and an induction argument over the height of the trees. The height is defined in a formal way as follows:

- (i) If $\tau = \ell \in \mathcal{L}$, then we set $h(\tau) = 0$; i.e., leaves have height 0.
- (ii) If $\tau = (\tau_1, \dots, \tau_m) \in \mathcal{T}$, then we set $h(\tau) = 1 + \max\{h(\tau_1), \dots, h(\tau_m)\}$.

We note that, since the restrictions π_τ^\dagger for $\tau \leq \bar{\tau}$ do not depend on time t , time differentiation commutes with these linear maps and we have

$$\dot{A}_\tau(t) := \frac{d}{dt} A_\tau(t) = (\dot{A}(t))_\tau.$$

(i) Consider first trees $\tau = (\tau_1, \dots, \tau_m)$ of height 1. The tree tensor network $A_\tau(t)$ is then a Tucker tensor, which by (5.1) and (5.2) has full multilinear rank $(r_\tau, r_{\tau_1}, \dots, r_{\tau_m})$ at both $t = t_0$ and $t = t_1$. The TTN integrator with $F_\tau(t, Y_\tau) = \dot{A}_\tau(t)$ is in this case the same as the Tucker integrator of [21] and hence reproduces $A_\tau(t_1)$ exactly by [21, Theorem 4.1]. We note that condition (5.2) for the leaves τ_i corresponds to the invertibility condition in [21, Theorem 4.1].

(ii) For trees of height $k \geq 2$ we work with the induction hypothesis that the recursive TTN integrator with $F_\tau(t, Y_\tau) = \dot{A}_\tau(t)$ is exact for all trees $\tau < \bar{\tau}$ of height strictly smaller than k . For a tree $\tau = (\tau_1, \dots, \tau_m)$ of height k the TTN integrator is therefore exact for the subtrees τ_i , and hence the recursive steps in the TTN integrator are solved exactly. This reduces the recursive TTN integrator to the Tucker integrator for $F_\tau(t, Y_\tau) = \dot{A}_\tau(t)$, where by (5.1) and (5.2), the tensor $A_\tau(t)$, viewed as a Tucker tensor $A_\tau(t) = C_\tau(t) \mathbf{X}_{i=1}^m \mathbf{U}_{\tau_i}(t)$, has full multilinear rank $(r_\tau, r_{\tau_1}, \dots, r_{\tau_m})$ at both $t = t_0$ and $t = t_1$. From the exactness result of [21, Theorem 4.1] it then follows that the integrator reproduces $A_\tau(t_1)$ exactly. This completes the induction argument. Finally, we thus obtain the exactness result for the maximal tree $\bar{\tau}$, which is the stated result. \square

6. Error bound. We derive an error bound for the integrator that is independent of singular values of matricizations of the connecting tensors, based on the corresponding result for Tucker tensors proved in [21], which in turn was based on the corresponding result for matrices proved in [12]. We recall the notation \mathcal{V}_τ for the tensor space (4.1) and \mathcal{M}_τ for the tree tensor network manifold (4.10). We set $\mathcal{V} = \mathcal{V}_{\bar{\tau}}$ and $\mathcal{M} = \mathcal{M}_{\bar{\tau}}$ for the full tree $\bar{\tau}$.

We assume that $F : [0, t^*] \times \mathcal{M} \rightarrow \mathcal{V}$ is Lipschitz continuous and bounded,

$$\|F(t, Y) - F(t, \tilde{Y})\| \leq L \|Y - \tilde{Y}\| \quad \text{for all } Y, \tilde{Y} \in \mathcal{M}, \quad (6.1)$$

$$\|F(t, Y)\| \leq B \quad \text{for all } Y \in \mathcal{M}. \quad (6.2)$$

Here and in the following, the chosen norm $\|\cdot\|$ is the tensor Euclidean norm. As usual in the numerical analysis of ordinary differential equations, this could be weakened to

a local Lipschitz condition and local bound in a neighborhood of the exact solution $A(t)$ of the tensor differential equation (1.1) to the initial data $A(t_0) = A^0 \in \mathcal{V}$, but for convenience we will work with the global Lipschitz condition and bound.

We further assume that $F(t, Y)$ is in the tangent space $\mathcal{T}_Y \mathcal{M}$ up to a small remainder: with $P(Y)$ denoting the orthogonal projection onto $\mathcal{T}_Y \mathcal{M}$, we assume that for some $\varepsilon > 0$,

$$\|F(t, Y) - P(Y)F(t, Y)\| \leq \varepsilon \quad (6.3)$$

for all $(t, Y) \in [0, t^*] \times \mathcal{M}$ in some ball $\|Y\| \leq \rho$, where it is assumed that the exact solution $A(t)$, $0 \leq t \leq t^*$, has a bound that is strictly smaller than ρ .

Finally, we assume that the initial value A^0 and the starting value $Y^0 \in \mathcal{M}$ of the numerical method are δ -close:

$$\|Y^0 - A^0\| \leq \delta. \quad (6.4)$$

THEOREM 6.1 (Error bound). *Under the above assumptions, the error of the numerical approximation Y^n at $t_n = nh$, obtained with n time steps of the TTN integrator with step size $h > 0$, is bounded by*

$$\|Y^n - A(t_n)\| \leq c_0 \delta + c_1 \varepsilon + c_2 h \quad \text{for } t_n \leq t^*,$$

where c_i depend only on L , B , t^* , and the tree $\bar{\tau}$. This holds true provided that δ, ε and h are so small that the above error bound guarantees that $\|Y^n\| \leq \rho$.

We remark that the error bound is still valid for sufficiently small δ, ε and h if the bound (6.3) is satisfied only in some tubular neighborhood $\{(t, Y) \in [0, t^*] \times \mathcal{M} : \|Y - A(t)\| \leq \vartheta\}$ for an arbitrary fixed $\vartheta > 0$. We do not include the proof of this more general result, because the higher technical intricacies would obscure the basic argument of the proof.

The proof of Theorem 6.1 works recursively, based on the corresponding result for Tucker tensors given in [21] and using a similar induction argument to the proof of Theorem 5.1. To make this feasible, we need that the conditions on $F = F_{\bar{\tau}}$ are also satisfied for the reduced functions F_τ for every subtree $\tau \leq \bar{\tau}$, which are constructed recursively in Definition 4.2. For $Y_\tau \in \mathcal{M}_\tau$, let $P_\tau(Y_\tau)$ be the orthogonal projection onto the tangent space $T_{Y_\tau} \mathcal{M}_\tau$. We have the following remarkable property.

LEMMA 6.2. *If $F_{\bar{\tau}} = F$ satisfies conditions (6.1)–(6.3), then we have for every subtree $\tau \leq \bar{\tau}$, with the same L , B , and ε ,*

$$\|F_\tau(t, Y_\tau) - F_\tau(t, \widetilde{Y}_\tau)\| \leq L \|Y_\tau - \widetilde{Y}_\tau\| \quad \text{for all } Y_\tau, \widetilde{Y}_\tau \in \mathcal{M}_\tau, \quad (6.5)$$

$$\|F_\tau(t, Y_\tau)\| \leq B \quad \text{for all } Y_\tau \in \mathcal{M}_\tau \quad (6.6)$$

and

$$\|F_\tau(t, Y_\tau) - P_\tau(Y_\tau)F_\tau(t, Y_\tau)\| \leq \varepsilon \quad (6.7)$$

for all $(t, Y_\tau) \in [0, t^*] \times \mathcal{M}_\tau$ with $\|Y_\tau\| \leq \rho$.

The proof of the ε -bound (6.7) is based on the following lemma.

LEMMA 6.3. *Let $\tau = (\tau_1, \dots, \tau_m) \in \mathcal{T}$ and $i = 1, \dots, m$. Let $M_\tau : \mathcal{M}_\tau \rightarrow \mathcal{V}_\tau$ be such that it maps into the tangent space:*

$$M_\tau(Y_\tau) \in T_{Y_\tau} \mathcal{M}_\tau \quad \text{for all } Y_\tau \in \mathcal{M}_\tau.$$

Let $\pi_{\tau,i}^\dagger$ and $\pi_{\tau,i}$ be the restrictions and prolongations corresponding to some $Y_\tau^0 \in \mathcal{M}_\tau$, and define

$$M_{\tau_i} = \pi_{\tau,i}^\dagger \circ M_\tau \circ \pi_{\tau,i}.$$

Then, $M_{\tau_i} : \mathcal{M}_{\tau_i} \rightarrow \mathcal{V}_{\tau_i}$ also maps into the tangent space:

$$M_{\tau_i}(Y_{\tau_i}) \in T_{Y_{\tau_i}} \mathcal{M}_{\tau_i} \quad \text{for all } Y_{\tau_i} \in \mathcal{M}_{\tau_i}.$$

Proof. Let $Y_{\tau_i} \in \mathcal{M}_{\tau_i}$ and define $Y_\tau = \pi_{\tau,i}(Y_{\tau_i})$, which by Lemma 4.4 is in \mathcal{M}_τ . By assumption, $M_\tau(Y_\tau) \in T_{Y_\tau} \mathcal{M}_\tau$, and hence there exists a path $X_\tau(\theta) \in \mathcal{M}_\tau$, for θ near 0, with $X_\tau(0) = Y_\tau$ and $\frac{d}{d\theta}|_{\theta=0} X_\tau = M_\tau(Y_\tau)$. Then, the restricted path $X_{\tau_i}(\theta) = \pi_{\tau,i}^\dagger X_\tau(\theta)$ has

$$X_{\tau_i}(0) = \pi_{\tau,i}^\dagger(Y_\tau) = \pi_{\tau,i}^\dagger(\pi_{\tau,i}(Y_{\tau_i})) = Y_{\tau_i},$$

because $\pi_{\tau,i}^\dagger$ is a left inverse of $\pi_{\tau,i}$ by Lemma 4.1. By local continuity of the rank, we then have $X_{\tau_i}(\theta) \in \mathcal{M}_{\tau_i}$. Moreover,

$$\left. \frac{d}{d\theta} \right|_{\theta=0} X_{\tau_i} = \pi_{\tau,i}^\dagger \left. \frac{d}{d\theta} \right|_{\theta=0} X_\tau = \pi_{\tau,i}^\dagger M_\tau(Y_\tau) = M_{\tau_i}(Y_{\tau_i}).$$

Hence, $M_{\tau_i}(Y_{\tau_i}) \in T_{Y_{\tau_i}} \mathcal{M}_{\tau_i}$. \square

Proof. (of Lemma 6.2) The Lipschitz bound and the norm bound of F_τ follow directly from the corresponding bounds of F , using that restriction and prolongation are operators of norm 1 by Lemma 4.1. It then remains to show (6.7). For $Y \in \mathcal{M}$ we write

$$F(t, Y) = P(Y)F(t, Y) + (I - P(Y))F(t, Y) \equiv M(t, Y) + R(t, Y)$$

with $M(t, Y) \in T_Y \mathcal{M}$ and $\|R(t, Y)\| \leq \varepsilon$ by (6.3). We let $M_{\bar{\tau}} = M$ and $R_{\bar{\tau}} = R$ and define recursively, for $\tau = (\tau_1, \dots, \tau_m) \leq \bar{\tau}$,

$$\begin{aligned} M_{\tau_i} &= \pi_{\tau,i}^\dagger \circ M_\tau \circ \pi_{\tau,i}, \\ R_{\tau_i} &= \pi_{\tau,i}^\dagger \circ R_\tau \circ \pi_{\tau,i}. \end{aligned}$$

By Lemma 6.3, for every subtree $\tau \leq \bar{\tau}$, M_τ maps into the tangent space:

$$M_\tau(Y_\tau) \in T_{Y_\tau} \mathcal{M}_\tau \quad \text{for all } Y_\tau \in \mathcal{M}_\tau.$$

Hence,

$$(I - P_\tau(Y_\tau))F_\tau(t, Y_\tau) = (I - P_\tau(Y_\tau))R_\tau(t, Y_\tau),$$

and once again, since restriction and prolongation are operators of norm 1, it follows from (6.3) that

$$\|(I - P_\tau(Y_\tau))F_\tau(t, Y_\tau)\| \leq \|R_\tau(t, Y_\tau)\| \leq \varepsilon.$$

This proves Lemma 6.2. \square

Proof. (of Theorem 6.1) It suffices to assume that $Y^0 = A(t_0) \in \mathcal{M}$, since the difference of exact solutions of the differential equation (1.1) corresponding to initial

values that differ at most by δ , is bounded by $c_0\delta$ for $t_0 \leq t \leq t^*$ under the imposed Lipschitz condition on F . Moreover, it then suffices to show that the local error after one time step is of magnitude $O(h(\varepsilon + h))$. The result for the global error is then obtained with the familiar Lady Windermere’s fan argument, as in [12] and [21].

As in the proof of Theorem 5.1, we proceed by induction on the height of the tree.

For trees of height 1, the recursive TTN integrator coincides with the Tucker integrator of [21], for which the error estimate has been proved in [21].

For trees $\tau = (\tau_1, \dots, \tau_m)$ of higher height, we observe that in the recursive TTN integrator, the differential equations for Y_{τ_i} are solved approximately by intermediate tree tensor networks with lower height, for which the $O(h(\varepsilon + h))$ error bound holds by the induction hypothesis. If instead the differential equations for Y_{τ_i} were solved exactly, then the integrator would again reduce to the Tucker integrator and error in this idealized Y_τ after one step would be $O(h(\varepsilon + h))$. By studying the influence of the inexact solution of the differential equation for Y_{τ_i} on the error (as in [12, Subsection 2.6.3]), we find that the error of the actual Y_τ is still of magnitude $O(h(\varepsilon + h))$. We omit the details of this perturbation argument, since it is cumbersome to write down explicitly and requires no ideas beyond using the triangle inequality.

This completes the induction argument. Finally, we thus obtain the error bound for $\bar{\tau}$, which yields the result of Theorem 6.1. \square

7. Numerical experiments. The recursive TTN integrator has already been applied to problems from plasma physics [5] and quantum physics [13], where numerical results are reported. In the following we therefore give just two illustrative numerical examples. We choose the tree $\bar{\tau}$ of Figure 2.1. The dimensions n_ℓ and the ranks r_τ are taken the same for all the nodes and are fixed to $n_\ell = n = 16$ for all leaves ℓ and $r_\tau = r = 5$ for all subtrees $\tau < \bar{\tau}$. We have chosen such small dimensions n to be able to easily compute the reference solution, which is a full tensor with n^6 entries. In contrast, the storage for the tree tensor network for this tree is $6nr + r^4 + 2r^3$ entries.

The computations were done using Matlab R2017a software with Tensor Toolbox package v2.6 [2]. The implementation of the TTN is done using an Object Oriented Paradigm; we define in Matlab a class `Node` with two properties: `Value` and `Children`. The `Value` can be either a connection tensor or an orthonormal matrix. The `Children` is an ordered list of objects of type `Node`. If the `Children` list is empty, we are on one of the leaves of the tree; the `Value` of the `Node` is by construction an orthonormal matrix. The TTN is defined as an object of type `Node`.

The recursive TTN integrator is then implemented by recursively applying the Extended Tucker Integrator to an object of type `Node`. The recursion process in the recursive TTN algorithm is controlled by counting the elements of the `Children` list associated with the `Node`: if empty, we are on one of the leaves of the tree.

7.1. Tree tensor network addition and retraction. Let $\bar{\tau}$ be the given tree and let $\mathcal{M}_{\bar{\tau}}$ be the manifold of tree tensor networks of given dimensions (n_ℓ) and tree rank $(r_\tau)_{\tau \leq \bar{\tau}}$; see Section 2.3. We consider the addition of two given tensors $A \in \mathcal{M}_{\bar{\tau}}$ and $B \in \mathcal{T}_A \mathcal{M}_{\bar{\tau}}$ (a tangent tensor),

$$C = A + B.$$

Then, C is a tree tensor network on the same tree but of larger rank. We want to compute a tree tensor network retraction to the manifold $\mathcal{M}_{\bar{\tau}}$, i.e., to the original

tree rank $(r_\tau)_{\tau \leq \bar{\tau}}$. Such a retraction is typically required in optimization problems on low-rank manifolds and needs to be computed in each iterative step. The approach considered here consists of reformulating the addition problem as the solution of the following differential equation at time $t = 1$:

$$\dot{C}(t) = B, \quad C(0) = A.$$

We compare the approximation $Y^1 \in \mathcal{M}_{\bar{\tau}}$, computed with one time step of the recursive TTN integrator with step size $h = 1$, with a different retraction, denoted by X , obtained by computing the full addition C and recursively retracting to the manifold \mathcal{M}_τ for each $\tau \leq \bar{\tau}$. For the latter, we use the built-in function `tucker_als` of the Tensor Toolbox Package [2]; we recursively apply the function to the full tensor C and its retensorized basis matrices.

These comparisons are illustrated in Figure 7.1 where the norm of B is varied. We observe both retractions Y^1 and X have very similar error, and their difference is considerably smaller than their errors. Decreasing the norm of the tensor B reduces the approximation error as expected, proportional to $\|B\|^2$. This behaviour of the TTN integrator used for retraction is the same as observed for the Tucker integrator in [21] for the analogous problem of the addition of a Tucker tensor of given multilinear rank and a tangent tensor.

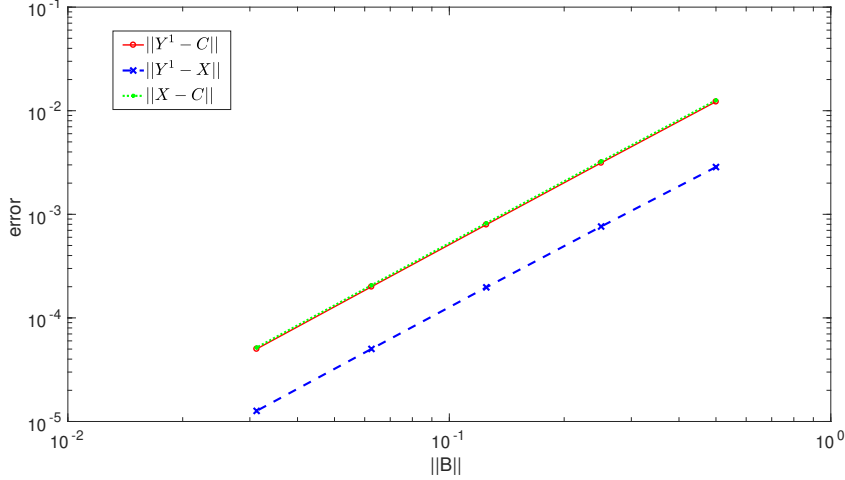


FIG. 7.1. Error of retracted tree tensor network sum.

The advantage of the retraction via the TTN integrator is that the result is completely built within the tree tensor network manifold. No further retraction is needed, which is favorable for storage and computational complexity.

7.2. Verification of the exactness property. We consider a tree tensor network $A^0 \in \mathcal{M}_{\bar{\tau}}$. For each subtree $\tau \leq \bar{\tau}$, let $\mathbf{W}_\tau \in \mathbb{R}^{r_\tau \times r_\tau}$ be a skew-symmetric matrix which we choose of Frobenius norm 1. We consider a time-dependent tree tensor network $A(t) \in \mathcal{M}_{\bar{\tau}}$ such that $A(t_0) = A^0$ with basis matrices propagated in time through

$$\mathbf{U}_\ell(t) = e^{t\mathbf{W}_\ell} \mathbf{U}_\ell^0, \quad \ell \in L(\bar{\tau})$$

and the connection tensors changed according to

$$C_\tau(t) = C_\tau^0 \times_0 e^{t\mathbf{W}_\tau}, \quad \tau \leq \bar{\tau}, \tau \notin L(\bar{\tau}).$$

The time-dependent tree tensor network does not change rank and as predicted by Theorem 5.1, it is reproduced exactly by the recursive TTN integrator, up to round-off errors. The absolute errors $\|Y_n - A(t_n)\|$ calculated at time $t_n = nh$ with step sizes $h = 0.1, 0.01, 0.001$ until time $t^* = 1$ are shown in Figure 7.2.

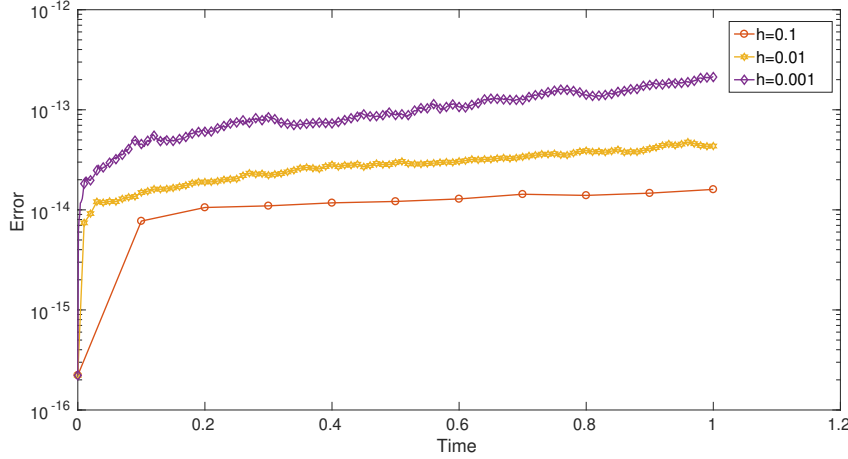


FIG. 7.2. Error vs. time in a case of exactness up to round-off errors.

Acknowledgements. We thank two anonymous referees for their helpful comments on a previous version.

This work was funded by the Deutsche Forschungsgemeinschaft (DFG, German Research Foundation) — Project-ID 258734477 — SFB 1173 and DFG GRK 1838.

REFERENCES

- [1] P.-A. Absil and I. V. Oseledets. Low-rank retractions: a survey and new results. *Comput. Optim. Appl.*, 62(1):5–29, 2015.
- [2] B. W. Bader, T. G. Kolda, et al. Matlab tensor toolbox version 2.6. Available online, February 2015.
- [3] D. Bauernfeind and M. Aichhorn. Time dependent variational principle for tree tensor networks. *arXiv preprint arXiv:1908.03090*, 2019.
- [4] L. De Lathauwer, B. De Moor, and J. Vandewalle. A multilinear singular value decomposition. *SIAM J. Matrix Anal. Appl.*, 21:1253–1278, 2000.
- [5] L. Einkemmer and C. Lubich. A low-rank projector-splitting integrator for the Vlasov-Poisson equation. *SIAM J. Sci. Comput.*, 40(5):B1330–B1360, 2018.
- [6] A. Falcó, W. Hackbusch, and A. Nouy. Geometric structures in tensor representations (final release). *arXiv preprint arXiv:1505.03027*, 2015.
- [7] A. Falcó, W. Hackbusch, and A. Nouy. Tree-based tensor formats. *SeMA J.*, pages 1–15, 2018.
- [8] W. Hackbusch. *Multigrid methods and applications*, volume 4 of *Springer Series in Computational Mathematics*. Springer-Verlag, Berlin, 1985.
- [9] W. Hackbusch. *Tensor Spaces and Numerical Tensor Calculus*. Springer, 2012.
- [10] J. Haegeman, C. Lubich, I. Oseledets, B. Vandereycken, and F. Verstraete. Unifying time evolution and optimization with matrix product states. *Physical Review B*, 94(16):165116, 2016.

- [11] U. Helmke and J. B. Moore. *Optimization and dynamical systems*. Communications and Control Engineering Series. Springer-Verlag, London, 1994.
- [12] E. Kieri, C. Lubich, and H. Walach. Discretized dynamical low-rank approximation in the presence of small singular values. *SIAM J. Numer. Anal.*, 54:1020–1038, 2016.
- [13] B. Kloss, Y. B. Lev, and D. R. Reichman. Studying dynamics in two-dimensional quantum lattices using tree tensor network states. *arXiv preprint arXiv:2003.08944*, 2020.
- [14] O. Koch and C. Lubich. Dynamical low-rank approximation. *SIAM J. Matrix Anal. Appl.*, 29(2):434–454, 2007.
- [15] T. G. Kolda and B. W. Bader. Tensor decompositions and applications. *SIAM Review*, 51:455–500, 2009.
- [16] P. Kramer and M. Saraceno. *Geometry of the time-dependent variational principle in quantum mechanics*, volume 140 of *Lecture Notes in Physics*. Springer-Verlag, Berlin-New York, 1981.
- [17] C. Lubich. *From quantum to classical molecular dynamics: reduced models and numerical analysis*. Zurich Lectures in Advanced Mathematics. European Mathematical Society (EMS), Zürich, 2008.
- [18] C. Lubich. Time integration in the multiconfiguration time-dependent Hartree method of molecular quantum dynamics. *Appl. Math. Res. Express*, 2015:311–328, 2015.
- [19] C. Lubich and I. V. Oseledets. A projector-splitting integrator for dynamical low-rank approximation. *BIT*, 54:171–188, 2014.
- [20] C. Lubich, I. V. Oseledets, and B. Vandereycken. Time integration of tensor trains. *SIAM J. Numer. Anal.*, 53:917–941, 2015.
- [21] C. Lubich, B. Vandereycken, and H. Walach. Time integration of rank-constrained Tucker tensors. *SIAM J. Numer. Anal.*, 56:1273–1290, 2018.
- [22] I. V. Oseledets. Tensor-train decomposition. *SIAM J. Sci. Comput.*, 33(5):2295–2317, 2011.
- [23] D. Perez-García, F. Verstraete, M. M. Wolf, and J. I. Cirac. Matrix product state representations. *Quantum Information and Computation*, 7(5-6):401–430, 2007.
- [24] Y.-Y. Shi, L.-M. Duan, and G. Vidal. Classical simulation of quantum many-body systems with a tree tensor network. *Physical Review A*, 74(2):022320, 2006.
- [25] A. Uschmajew and B. Vandereycken. The geometry of algorithms using hierarchical tensors. *Linear Algebra Appl.*, 439(1):133–166, 2013.
- [26] H. Wang and M. Thoss. Multilayer formulation of the multiconfiguration time-dependent Hartree theory. *J. Chem. Phys.*, 119(3):1289–1299, 2003.