

Effect of interactions on the quantization of the chiral photocurrent for double-Weyl semimetals

Ipsita Mandal

Faculty of Science and Technology, University of Stavanger, 4036 Stavanger, Norway

The circular photogalvanic effect (CPGE) is the photocurrent generated in an optically active material in response to an applied ac electric field, and it changes sign depending on the chirality of the incident circularly polarized light. It is a non-linear dc current as it is second-order in the applied electric field, and for a certain range of low frequencies, takes on a quantized value proportional to the topological charge for a system which is a source of nonzero Berry flux. We show that for a non-interacting double-Weyl node, the CPGE is proportional to two quanta of Berry flux. On examining the effect of short-ranged Hubbard interactions upto first-order corrections, we find that this quantization is destroyed. This implies that unlike the quantum Hall effect in gapped phases or the chiral anomaly in field theories, the quantization of the CPGE in topological semimetals is not protected.

CONTENTS

I. Introduction	1
II. The continuum Hamiltonian for a double-Weyl semimetal	1
III. Quantization of CPGE in the absence of interactions	2
IV. Corrections to the quantized CPGE due to short-ranged Hubbard interactions	4
A. First-order self-energy corrections	4
B. First-order vertex corrections	5
V. Summary and outlook	6
References	6

I. INTRODUCTION

Semimetals are materials which can support gapless quasiparticle excitations in two or three dimensions, in the vicinity of isolated band touching points in the Brillouin zone, thus possessing discrete Fermi points (rather than Fermi surfaces). They come in different varieties, for example, the Fermi points may appear at linear band crossings (*e.g.* graphene, Weyl semimetals), or at quadratic band crossings^{1,2} (*e.g.* Luttinger semimetals). A more non-trivial example of such semimetal is the double-Weyl semimetal, which consists of two bands touching each other linearly along one momentum direction, but quadratically along the remaining directions.³⁻⁷ Some of these three-dimensional (3d) semimetals (*e.g.* Weyl and double-Weyl semimetals) possess a nonzero Berry curvature at the Fermi nodes. In this paper, we focus on the 3d double-Weyl semimetals,^{2,8,9} which, in the momentum space, have double the monopole charge of Weyl semimetals.

A double-Weyl semimetal can be realized by applying a Zeeman field to an isotropic Luttinger semimetal.² They are also predicted to appear^{9,10} in the ferromagnetic phase of HgCr₂Se₄. Our aim is to study the circular photogalvanic effect (CPGE), also known as chiral photocurrent. The CPGE refers to the dc current, that is generated as a result of shining circularly polarized light on the surface of an optically active metal.¹¹⁻¹⁴ In fact, the CPGE refers to the part of the photocurrent that switches sign with the sign of the helicity of the incident polarized light. This is a non-linear response, as it is second order in the applied ac electric field, and at low frequencies, it depends on the orbital Berry phase of the Bloch electrons. Hence, CPGE is a measure of the topological charge at a Fermi node possessing a non-trivial Berry curvature.

The quantization of the CPGE has been demonstrated in earlier works for the topological Weyl nodes.^{15,16} In this paper, we will consider the issue of quantization of CPGE for the double-Weyl nodes. Firstly, we will show that in the absence of interactions, the CPGE is indeed proportional to the topological charge of the node at low enough frequencies. Secondly, we will examine the effect of Hubbard interactions on this quantized value.

II. THE CONTINUUM HAMILTONIAN FOR A DOUBLE-WEYL SEMIMETAL

The Hamiltonians describing a pair of double-Weyl nodes can be written in the form^{2,8,9}

$$\mathcal{H}_{\pm} = \mathbf{b}_{\pm}(\mathbf{p}) \cdot \boldsymbol{\sigma}, \quad (2.1)$$

with

$$\mathbf{b}_{\pm}(\mathbf{p}) = \begin{pmatrix} -\frac{\sqrt{3}}{2}(p_x^2 - p_y^2) \\ \sqrt{3}p_x p_y \\ \mp v p_z \end{pmatrix}. \quad (2.2)$$

Here, σ_i ($i = x, y, z$) are the three Pauli matrices, and the “ \pm ” sign reflects the two opposite chiralities of the two nodes. The energy eigenvalues are:

$$E_{\pm}(\mathbf{p}) = \pm \sqrt{v^2 p_z^2 + \frac{3}{4}(p_x^2 + p_y^2)^2}. \quad (2.3)$$

For each the given two-band Hamiltonians, we can define an $U(1)$ Berry flux, which is analogous to a magnetic field in momentum space. This Berry flux is given by:

$$\mathcal{B}_{\pm}^i = \frac{1}{8\pi} \epsilon^{ijl} \hat{b}_{\pm} \cdot \partial_{p_j} \hat{b}_{\pm} \times \partial_{p_l} \hat{b}_{\pm}, \quad (2.4)$$

where $\hat{b}_{\pm} = \mathbf{b}_{\pm}/|\mathbf{b}_{\pm}|$. It is easy to check that this magnetic field is divergenceless ($\partial_{p_j} \mathcal{B}_{\pm}^j = 0$), as long as it is computed in regions away from the points of singularity where $\mathbf{b}_{\pm} = 0$. The band touching point is such a singularity, where we have:

$$\partial_{p_j} \mathcal{B}_{\pm}^j(\mathbf{p}) = \pm 2 \delta(\mathbf{p}). \quad (2.5)$$

Thus each double-Weyl node is a source of two Berry flux quanta. These nodes come in pairs, sourcing equal and opposite flux quanta, such that the sum of Berry flux quanta from both the double-Weyl nodes vanishes, which is the desired physical scenario as the Brillouin zone is a closed manifold without any boundary through which no net flux can emanate.

III. QUANTIZATION OF CPGE IN THE ABSENCE OF INTERACTIONS

The CPGE tensor is defined as:^{15,16}

$$\beta_{\pm}^{ij} = \frac{i\pi e_A^3}{\hbar^2} \int d^3p [\partial_{p_i} (E_+ - E_-)] \mathcal{B}_{\pm}^j \delta(\hbar\omega - E_+ + E_-), \quad (3.1)$$

where e_A is the electric charge. To perform the integrals, we change variables as follows:

$$\begin{aligned} p_r &= \sqrt{\mathcal{R} \sin \theta}, & p_z &= \frac{\sqrt{3} \mathcal{R} \cos \theta}{2v}, \\ p_x &= p_r \cos \phi, & p_y &= p_r \sin \phi, \\ \text{where } 0 &\leq \mathcal{R} \leq \infty, & 0 &\leq \theta \leq \pi \text{ and } 0 \leq \phi \leq 2\pi. \end{aligned} \quad (3.2)$$

Using the above, we get:

$$\beta_{\pm}^{11} = \beta_{\pm}^{22} = \beta_{\pm}^{33} = (\pm 2) \times \frac{i\pi e_A^3}{3\hbar^2}. \quad (3.3)$$

All non-diagonal components ($\beta_{\pm}^{ij}|_{i \neq j}$) evaluate to zero. Clearly, we see that

$$\text{tr}[\beta_{\pm}] = (\pm 2) \times \frac{i\pi e_A^3}{\hbar^2}, \quad (3.4)$$

where ± 2 is the monopole charge of the corresponding double-Weyl node. The CPGE injection current is defined as the second order response

$$\frac{dj_i^{\pm}}{dt} = \beta_{\pm}^{ij} [\mathbf{E}(\omega) \times \mathbf{E}^*(\omega)]_j, \quad (3.5)$$

to an electric field $\mathbf{E}(\omega) = \mathbf{E}^*(-\omega)$. Therefore, the CPGE is also quantized.

Now let us compute the second-order photocurrent from the field-theoretic definition, using Feynman diagrams. Firstly, we need the three components of the paramagnetic current operator (using $\mathcal{J}_i^{\pm}(\mathbf{k}) \equiv e_A \frac{\delta \mathcal{H}_{\pm}(\mathbf{k})}{\delta k_i}$), which are given by:

$$\begin{aligned} \mathcal{J}_x(\mathbf{k}) &= e_A \sqrt{3} (-k_x \sigma_x + k_y \sigma_y), \\ \mathcal{J}_y(\mathbf{k}) &= e_A \sqrt{3} (k_y \sigma_x + k_x \sigma_y), \\ \mathcal{J}_z(\mathbf{k})^{\pm} &= \mp e_A v \sigma_z. \end{aligned} \quad (3.6)$$

From now on we will drop the “ \pm ” subscript/superscript and concentrate only on the double-Weyl node with charge $+2$, unless stated otherwise. This is justified when the dc contribution to the photocurrent can be calculated separately for each node, such as when the nodes are well separated in the momentum space.

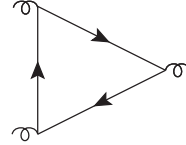


FIG. 1. Feynman diagram contributing to the quantized circular photogalvanic effect in the absence of interactions.

The expression for the second-order photocurrent is given by:

$$\begin{aligned} j_i(\Omega) &= -\frac{\chi_1^{jli}(\omega_1, \omega_2) + \chi_2^{jli}(\omega_1, \omega_2)}{\hbar^2} A^j(\omega_1) A^l(\omega_2) \\ &= \frac{\chi_1^{jli}(\omega_1, \omega_2) + \chi_2^{jli}(\omega_1, \omega_2)}{\hbar^2 \omega_1 \omega_2} E^j(\omega_1) E^l(\omega_2), \end{aligned} \quad (3.7)$$

where $\Omega \equiv \omega_1 + \omega_2$, and the contributions χ_1^{jli} and χ_2^{jli} are given by Feynman diagrams of the type shown in Fig. 1. In the second line, we have used the relation between the electric field and the vector potential, which is: $\mathbf{E}(\omega) = i\omega \mathbf{A}(\omega)$.

We compute the analytical expressions for $\chi_{1,2}^{jli}$ in the Matsubara formalism, such that

$$\chi_1^{ijl}(i\omega_1, i\omega_2) = T \sum_{\varepsilon_n} \int \frac{d^3k}{(2\pi)^3} \text{tr} [\mathcal{J}_i G(i\varepsilon_n - i\omega_1, \mathbf{k}) \mathcal{J}_j G(i\varepsilon_n - i\Omega, \mathbf{k}) \mathcal{J}_l G(i\varepsilon_n, \mathbf{k})], \quad (3.8)$$

where T is the temperature, n is an integer, and $\varepsilon_n = (2n + 1)\pi T$.

In the zero temperature limit, we can use $T \sum_{\varepsilon_n} \dots \rightarrow \int \frac{d\varepsilon}{2\pi} \dots$. Furthermore, from the expression for $\chi_1^{ijl}(i\omega_1, i\omega_2)$, we can obtain χ_2^{jli} by using the relation:

$$\chi_2^{ijl}(i\omega_1, i\omega_2) = \chi_1^{jli}(i\omega_2, i\omega_1). \quad (3.9)$$

In the absence of interactions, we can calculate the contributions from each node separately. The Green's function for the first double-Weyl node is given by:

$$G(i\varepsilon_n, \mathbf{k}) = \frac{1}{2} \left[\frac{\mathbb{1} + \hat{b}_+(\mathbf{k}) \cdot \sigma}{i\varepsilon_n - E_+(\mathbf{k}) - |\mu|} + \frac{\mathbb{1} - \hat{b}_+(\mathbf{k}) \cdot \sigma}{i\varepsilon_n + E_+(\mathbf{k}) - |\mu|} \right], \quad (3.10)$$

where we have introduced the projectors $(\mathbb{1} \pm \hat{b}_+(\mathbf{k}) \cdot \sigma)$ onto the conduction (“+”) and the valence (“-”) bands, and have chosen the chemical potential μ to be negative for definiteness (*i.e.* $\mu < 0$). Similarly, the Green's function for the second double-Weyl node is given by:

$$\tilde{G}(i\varepsilon_n, \mathbf{k}) = \frac{1}{2} \left[\frac{\mathbb{1} + \hat{b}_-(\mathbf{k}) \cdot \sigma}{i\varepsilon_n - E_+(\mathbf{k}) + |\tilde{\mu}|} + \frac{\mathbb{1} - \hat{b}_-(\mathbf{k}) \cdot \sigma}{i\varepsilon_n + E_+(\mathbf{k}) + |\tilde{\mu}|} \right], \quad (3.11)$$

where we have chosen $\tilde{\mu} > 0$ for definiteness.

Performing all the integrals, we finally get:

$$\begin{aligned} \chi_1^{123}(i\omega_1, i\omega_2) &= \int \frac{d\varepsilon d^3k}{(2\pi)^4} \text{tr} [\mathcal{J}_x G(i\varepsilon_n - i\omega_1, \mathbf{k}) \mathcal{J}_y G(i\varepsilon_n - i\Omega, \mathbf{k}) \mathcal{J}_z G(i\varepsilon_n, \mathbf{k})] \\ &= \frac{e_A^3 [\omega_1^3 (\omega_1 + 2\omega_2) \ln(4\mu^2 + \omega_1^2) - \omega_2^3 (2\omega_1 + \omega_2) \ln(4\mu^2 + \omega_2^2) + (\omega_2 - \omega_1)(\omega_1 + \omega_2)^3 \ln(4\mu^2 + (\omega_1 + \omega_2)^2)]}{24\pi^2 \omega_1 \omega_2 (\omega_1 + \omega_2)} \end{aligned} \quad (3.12)$$

for $T \rightarrow 0$.

One can check that $\chi_1^{ijl} \propto \varepsilon_{ijl}$, and hence the computation of χ_1^{123} is sufficient to know all the nonzero components of χ_1^{ijl} .

To find the actual physical response, we need to perform the analytical continuation of the above expression to real frequencies. This is a subtle procedure which should be carried out carefully. Choosing $\omega_{1,2} > 0$ for definiteness, the analytical continuation is performed by taking¹⁷

$$i\omega_{1,2} \rightarrow \omega_{1,2} + i\delta, \quad \delta \rightarrow +0. \quad (3.13)$$

The logarithms then transform according to

$$\begin{aligned} &\ln[4\mu^2 + \omega^2] \\ &\rightarrow \ln[4\mu^2 - (\omega + i\delta)^2] \\ &= \ln|4\mu^2 - \omega^2| - i\pi \text{sign}(\omega) \Theta(|\omega| - 2|\mu|). \end{aligned} \quad (3.14)$$

We then need to set $\omega_1 = \Omega - \omega_2$ with $\Omega \rightarrow 0$. After the

analytical continuation, we find that in this limit,

$$\chi_1^{123}(\omega + \Omega, -\omega) \stackrel{\Omega \rightarrow 0}{=} -\frac{e_A^3 \omega^2}{12\pi \Omega} \Theta(\omega - 2|\mu|). \quad (3.15)$$

An identical contribution comes from χ_2^{123} (on using Eq. (3.9)). Adding these together, we find that the current expression in Eq. (3.7) reduces to:

$$j_l = \frac{2e_A^3}{3\pi h^2 \Omega} \varepsilon_{ijl} E^i(\omega + \Omega) E^j(-\omega) \Theta(\omega - 2|\mu|). \quad (3.16)$$

In the time domain, this corresponds to

$$\begin{aligned} \frac{dj_i}{dt} &= \frac{i\beta_0(\omega)}{3} [\mathbf{E}(\omega) \times \mathbf{E}(-\omega)]_i, \\ \beta_0(\omega) &\equiv \frac{2e_A^3 \Theta(\omega - 2|\mu|)}{\pi h^2}. \end{aligned} \quad (3.17)$$

This agrees with Eq. (3.5).

This result from the non-interacting case has been obtained for the first double-Weyl node with the chemical

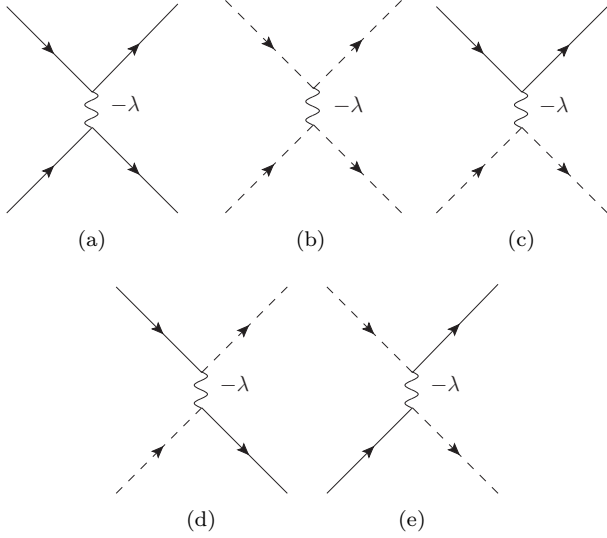


FIG. 2. Feynman diagrams contributing to the scattering processes for Hubbard interactions, described by Eq. (4.1). Here, a solid line represents the Green's function of the first node (with chemical potential μ), while a dashed line represents the Green's function of the second node (with chemical potential $\tilde{\mu}$). The wavy lines represent the four-fermion interactions. Hence, diagrams (a)-(c) involve only intranodal scatterings, whereas (d)-(e) describe internodal processes.

potential μ . Analogously, for the second node, we would obtain:

$$\tilde{\beta}_0(\omega) = -\frac{2e_A^3 \Theta(\omega - 2|\tilde{\mu}|)}{\pi h^2}. \quad (3.18)$$

Consequently, in the frequency range $2|\mu| < \omega < 2|\tilde{\mu}|$, only the first node contributes to the CPGE, while the contribution from the second node is zero due to Pauli blocking.

IV. CORRECTIONS TO THE QUANTIZED CPGE DUE TO SHORT-RANGED HUBBARD INTERACTIONS

In this section, we consider the first-order perturbative corrections originating from four-fermion interactions. The interaction Hamiltonian for short-ranged Hubbard interactions is given by:

$$H_{\text{int}} = \frac{-\lambda}{2} \sum_{s,s'} \int \frac{d^3k d^3p}{(2\pi)^6} \left[\sum_{\zeta,\eta=1}^2 \psi_{\zeta,s}^\dagger(\mathbf{k}) \psi_{\zeta,s}(\mathbf{k}) \psi_{\eta,s'}^\dagger(\mathbf{p}) \psi_{\eta,s'}(\mathbf{p}) + \sum_{\zeta=1}^2 \psi_{\zeta,s}^\dagger(\mathbf{k}) \psi_{\bar{\zeta},s}(\mathbf{k}) \psi_{\zeta,s'}^\dagger(\mathbf{p}) \psi_{\zeta,s'}(\mathbf{p}) \right], \quad (4.1)$$

where λ is the Hubbard interaction strength (positive λ corresponds to the attractive interaction), and $\psi_{\zeta,s}(\mathbf{k})$ denotes the fermion field with nodal index ζ and pseudospin index s . The first and the second terms describe the intranodal and internodal scattering processes respectively. These are shown diagrammatically in Fig. 2. In the diagrams, we have used a solid line to represent the Green's function for the first double-Weyl node, and a dashed line to depict the Green's function for the second double-Weyl node. In the following subsections, we will compute the first-order self-energy and vertex corrections due to the Hubbard interactions.

A. First-order self-energy corrections

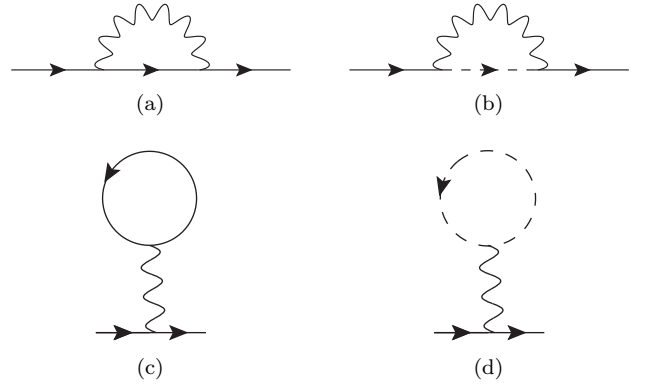


FIG. 3. Feynman diagrams contributing to first-order corrections to self-energy. Diagrams (b) and (d) describe the internodal scatterings.

The contributions to the first-order self-energy correction are given by the Feynman diagrams shown in Fig. 3. For the short-ranged Hubbard interaction, scatterings between double-Weyl nodes of opposite chiralities have to be taken into account, which are given by the second term of Eq. (4.1). The analytic expression for Fig. 3(a) reads as:

$$\begin{aligned} \Sigma^{(a)} &= \lambda T \sum_{\varepsilon_n} \int \frac{d^3k}{(2\pi)^3} G(i\varepsilon_n, \mathbf{k}) \\ &\stackrel{T \rightarrow 0}{=} -\frac{\lambda}{2} \int \frac{d^3k}{(2\pi)^3} [1 - \Theta(E_+ - |\mu|)] = -\frac{\lambda N_h}{2}, \end{aligned} \quad (4.2)$$

where $N_h > 0$ is the number of holes below the double-Weyl point in the first node. In a similar fashion, the contribution from Fig. 3(b) evaluates to:

$$\Sigma^{(b)} = \lambda T \sum_{\varepsilon_n} \int \frac{d^3k}{(2\pi)^3} \tilde{G}(i\varepsilon_n, \mathbf{k}) = \frac{\lambda N_e}{2}, \quad (4.3)$$

with $N_e > 0$ denoting the number of electrons above the double-Weyl point in the second node.

Finally, the contributions from Figs. 3(c) and 3(d) evaluate to:

$$\begin{aligned}\Sigma^{(c)} &= -\lambda T \sum_{\varepsilon_n} \int \frac{d^3 k}{(2\pi)^3} \text{tr} [G(i\varepsilon_n, \mathbf{k})] = -2\Sigma^{(a)}, \\ \Sigma^{(d)} &= -\lambda T \sum_{\varepsilon_n} \int \frac{d^3 k}{(2\pi)^3} \text{tr} [\tilde{G}(i\varepsilon_n, \mathbf{k})] = -2\Sigma^{(b)},\end{aligned}\quad (4.4)$$

resulting in the total self-energy

$$\Sigma = \Sigma^{(a)} + \Sigma^{(b)} + \Sigma^{(c)} + \Sigma^{(d)} = -\frac{\lambda(N_e - N_h)}{2}. \quad (4.5)$$

The effect of this self-energy is to simply shift the chemical potential by an amount

$$\delta\mu = -\Sigma = \frac{\lambda(N_e - N_h)}{2}. \quad (4.6)$$

Clearly, this does not change the CPGE current, as it only modifies the frequency range where the quantized value of the CPGE is valid.

B. First-order vertex corrections

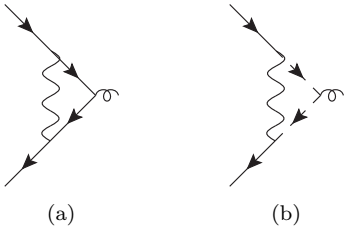


FIG. 4. Feynman diagrams contributing to first-order vertex corrections. Diagrams (a) and (b) describe the intranodal and internodal scatterings, respectively.

The Feynman diagrams contributing to first-order vertex corrections are shown in Fig. 4. When the vertex $i = x$, with the external Matsubara frequency set to ω_1

for definiteness, Fig. 4(a) contributes as:

$$\begin{aligned}&\sqrt{3}(-k_x \sigma_x + k_y \sigma_y) \\ &\rightarrow \lambda\sqrt{3} \int \frac{d\varepsilon d^3 k}{(2\pi)^4} G(i\varepsilon, \mathbf{k}) (k_y \sigma_y - k_x \sigma_x) G(i\varepsilon - i\omega_1, \mathbf{k}) \\ &= 0.\end{aligned}\quad (4.7)$$

Similarly, for $i = y$, Fig. 4(a) gives:

$$\begin{aligned}&\sqrt{3}(k_y \sigma_x + k_x \sigma_y) \\ &\rightarrow \lambda\sqrt{3} \int \frac{d\varepsilon d^3 k}{(2\pi)^4} G(i\varepsilon, \mathbf{k}) (k_y \sigma_x + k_x \sigma_y) G(i\varepsilon - i\omega_1, \mathbf{k}) \\ &= 0.\end{aligned}\quad (4.8)$$

The only non-vanishing contribution from Fig. 4(a) comes for $i = z$, which gives:

$$\begin{aligned}&-v\sigma_z \\ &\rightarrow -\lambda v \int \frac{d\varepsilon d^3 k}{(2\pi)^4} G(i\varepsilon, \mathbf{k}) \sigma_z G(i\varepsilon - i\omega_1, \mathbf{k}) \\ &= \frac{6\Lambda - \sqrt{3} \left[4|\mu| + i\omega_1 \ln \left(-\frac{(\sqrt{3}\Lambda + i\omega_1)(\omega_1 + 2i|\mu|)}{(\sqrt{3}\Lambda - i\omega_1)(\omega_1 - 2i|\mu|)} \right) \right]}{192\pi} \sigma_z,\end{aligned}\quad (4.9)$$

where Λ is the UV momentum cutoff.

The contribution from the diagram in Fig. 4(b) is analogous, but has an overall opposite sign due to the opposite chirality of the second node, and with $|\mu| \rightarrow |\bar{\mu}|$:

$$\begin{aligned}&v\sigma_z \\ &\rightarrow \lambda v \int \frac{d\varepsilon d^3 k}{(2\pi)^4} \tilde{G}(i\varepsilon, \mathbf{k}) \sigma_z \tilde{G}(i\varepsilon - i\omega_1, \mathbf{k}) \\ &= \frac{-6\Lambda + \sqrt{3} \left[4|\bar{\mu}| - i\omega_1 \ln \left(-\frac{(\sqrt{3}\Lambda + i\omega_1)(\omega_1 + 2i|\bar{\mu}|)}{(\sqrt{3}\Lambda + i\omega_1)(\omega_1 - 2i|\bar{\mu}|)} \right) \right]}{192\pi} \sigma_z.\end{aligned}\quad (4.10)$$

Adding these two contributions together, we find that for the first node, the vertex with σ_z (and external frequency ω_1) is renormalized according to:

$$\begin{aligned}&-v\sigma_z|_{\text{total}} \\ &\rightarrow \frac{\left[4(|\bar{\mu}| - |\mu|) + i\omega_1 \ln \left(\frac{4|\mu||\bar{\mu}| + 2i\omega_1(|\bar{\mu}| - |\mu|) + \omega_1^2}{4|\mu||\bar{\mu}| - 2i\omega_1(|\bar{\mu}| - |\mu|) + \omega_1^2} \right) \right]}{64\sqrt{3}\pi} \sigma_z,\end{aligned}\quad (4.11)$$

which is finite and does not contain the UV cutoff anymore.

This gives the correction:

$$\begin{aligned} & \delta\chi_1^{123}(i\omega_1, i\omega_2) \\ & \lambda e_A^3 \left[\omega_1^3 (\omega_1 + 2\omega_2) \ln(4\mu^2 + \omega_1^2) - \omega_2^3 (2\omega_1 + \omega_2) \ln(4\mu^2 + \omega_2^2) + (\omega_2 - \omega_1) (\omega_1 + \omega_2)^3 \ln(4\mu^2 + (\omega_1 + \omega_2)^2) \right] \\ & \underline{=} \frac{1536 \sqrt{3} \pi^3 v \omega_1 \omega_2 (\omega_1 + \omega_2)}{192 \sqrt{3} \pi^2 v \Omega} \\ & \times \left[4(|\tilde{\mu}| - |\mu|) + i(\omega_1 + \omega_2) \ln \left(\frac{4|\mu| |\tilde{\mu}| + 2i(\omega_1 + \omega_2)(|\tilde{\mu}| - |\mu|) + (\omega_1 + \omega_2)^2}{4|\mu| |\tilde{\mu}| - 2i(\omega_1 + \omega_2)(|\tilde{\mu}| - |\mu|) + (\omega_1 + \omega_2)^2} \right) \right]. \end{aligned} \quad (4.12)$$

Performing the analytical continuation $i\omega_{1,2} \rightarrow \omega_{1,2} + i\delta$, and setting $\omega_1 = -\omega_2 = \omega$, we find that this contributes as:

$$\begin{aligned} & \delta\chi_1^{123}(\omega + \Omega, -\omega) = \delta\chi_1^{213}(-\omega, \omega + \Omega) \\ & \underline{=} \frac{e_A^3 \omega^2 (|\tilde{\mu}| - |\mu|)}{192 \sqrt{3} \pi^2 v \Omega} \Theta(\omega - 2|\mu|), \end{aligned} \quad (4.13)$$

which leads to the correction

$$\delta \left(\frac{dj_z}{dt} \right) = -\frac{i e_A^3 (|\tilde{\mu}| - |\mu|)}{24 \sqrt{3} h^2 v} \Theta(\omega - 2|\mu|) [\mathbf{E}(\omega) \times \mathbf{E}(-\omega)]_z, \quad (4.14)$$

for the current in the z -direction. Here, we have neglected the corrections to the chemical potentials, since they only change the frequency range within which CPGE for the the non-interacting case is nonzero.

In a similar fashion, we get:

$$\begin{aligned} & \delta\chi_1^{312}(\omega + \Omega, -\omega) = \delta\chi_1^{132}(-\omega, \omega + \Omega) \\ & \underline{=} \frac{e_A^3 \omega^2 \left[4(|\mu| - |\tilde{\mu}|) - \omega \ln \left| \frac{(2|\mu| + \omega)(2|\tilde{\mu}| - \omega)}{(\omega - 2|\mu|)(2|\tilde{\mu}| + \omega)} \right| \right]}{768 \sqrt{3} \pi^2 v \Omega} \\ & \times \Theta(\omega - 2|\mu|), \end{aligned} \quad (4.15)$$

$$\begin{aligned} & \delta \left(\frac{dj_y}{dt} \right) = \frac{i e_A^3 (|\tilde{\mu}| - |\mu|) + \omega \ln \left| \frac{(2|\mu| + \omega)(2|\tilde{\mu}| - \omega)}{(\omega - 2|\mu|)(2|\tilde{\mu}| + \omega)} \right|}{96 \sqrt{3} h^2 v} \\ & \times \Theta(\omega - 2|\mu|) [\mathbf{E}(\omega) \times \mathbf{E}(-\omega)]_y. \end{aligned} \quad (4.16)$$

By symmetry in the xy -plane, we infer that

$$\delta \left(\frac{dj_x}{dt} \right) = \delta \left(\frac{dj_y}{dt} \right). \quad (4.17)$$

Due to the intrinsic anisotropy of the problem, it is not surprising that the corrections for the current in the z -direction is different from that in the xy -plane.

V. SUMMARY AND OUTLOOK

We have computed the CPGE for the double-Weyl semimetal, first in the absence of interactions and then in the presence of short-ranged Hubbard interactions. In the non-interacting case, for low-enough frequency ranges of the applied electric field, the CPGE gets contribution only from one double-Weyl node and has a quantized value proportional to the topological charge of the corresponding node. However, switching on Hubbard interactions affects this result, destroying the quantization. This is similar to the results found for the case of CPGE currents in Weyl semimetals.¹⁸ The only difference is that the corrections for the current in the z -direction is different from that in the xy -plane, due to the anisotropic dispersion of the starting Hamiltonian. These results imply that unlike the quantum Hall effect in gapped phases or the chiral anomaly in field theories, the quantization of the CPGE in topological semimetals is not protected.

In future, it will be interesting to look at the corrections coming from the Coulomb interactions. The computations will be cumbersome for this case compared to the Weyl semimetal, due to the anisotropic dispersion of the double-Weyl Hamiltonian. It will also be interesting to see the effect of short-ranged correlated disorder on the CGPE, using the well-known techniques.^{19–21}

¹ A. A. Abrikosov, JETP **39**, 709 (1974).

² E.-G. Moon, C. Xu, Y. B. Kim, and L. Balents, Phys. Rev. Lett. **111**, 206401 (2013).

³ V. Pardo and W. E. Pickett, Phys. Rev. Lett. **102**, 166803 (2009).

⁴ S. Banerjee, R. R. P. Singh, V. Pardo, and W. E. Pickett,

Phys. Rev. Lett. **103**, 016402 (2009).

⁵ A. Kobayashi, Y. Suzumura, F. Piéchon, and G. Montambaux, Phys. Rev. B **84**, 075450 (2011).

⁶ Y. Hasegawa, R. Konno, H. Nakano, and M. Kohmoto, Phys. Rev. B **74**, 033413 (2006).

⁷ I. Mandal and K. Saha, Phys. Rev. B **101**, 045101 (2020).

- ⁸ G. Xu, H. Weng, Z. Wang, X. Dai, and Z. Fang, *Phys. Rev. Lett.* **107**, 186806 (2011).
- ⁹ C. Fang, M. J. Gilbert, X. Dai, and B. A. Bernevig, *Phys. Rev. Lett.* **108**, 266802 (2012).
- ¹⁰ G. Xu, H. Weng, Z. Wang, X. Dai, and Z. Fang, *Phys. Rev. Lett.* **107**, 186806 (2011).
- ¹¹ C. Aversa and J. E. Sipe, *Phys. Rev. B* **52**, 14636 (1995).
- ¹² J. E. Sipe and A. I. Shkrebtii, *Phys. Rev. B* **61**, 5337 (2000).
- ¹³ J. E. Moore and J. Orenstein, *Phys. Rev. Lett.* **105**, 026805 (2010).
- ¹⁴ F. Nastos and J. E. Sipe, *Phys. Rev. B* **82**, 235204 (2010).
- ¹⁵ F. de Juan, A. G. Grushin, T. Morimoto, and J. E. Moore, *Nature Communications* **8**, 15995 (2017).
- ¹⁶ H. Ishizuka, T. Hayata, M. Ueda, and N. Nagaosa, *Phys. Rev. Lett.* **117**, 216601 (2016).
- ¹⁷ S. M. João and J. M. V. P. Lopes, *arXiv:1810.03732* [cond-mat.other].
- ¹⁸ A. Avdoshkin, V. Kozii, and J. E. Moore, *arXiv:1912.02193* [cond-mat.str-el].
- ¹⁹ R. M. Nandkishore and S. A. Parameswaran, *Phys. Rev. B* **95**, 205106 (2017).
- ²⁰ I. Mandal and R. M. Nandkishore, *Phys. Rev. B* **97**, 125121 (2018).
- ²¹ I. Mandal, *Annals of Physics* **392**, 179 (2018).