

# PBS-Calculus: A Graphical Language for Coherent Control of Quantum Computations

Alexandre Clément 

Université de Lorraine, CNRS, Inria, LORIA, F-54000 Nancy, France  
alexandre.clement@loria.fr

Simon Perdrix 

Université de Lorraine, CNRS, Inria, LORIA, F-54000 Nancy, France  
simon.perdrix@loria.fr

---

## Abstract

We introduce the PBS-calculus to represent and reason on quantum computations involving coherent control of quantum operations. Coherent control, and in particular indefinite causal order, is known to enable multiple computational and communication advantages over classically ordered models like quantum circuits. The PBS-calculus is inspired by quantum optics, in particular the polarising beam splitter (PBS for short). We formalise the syntax and the semantics of the PBS-diagrams, and we equip the language with an equational theory, which is proved to be sound and complete: two diagrams are representing the same quantum evolution if and only if one can be transformed into the other using the rules of the PBS-calculus. Moreover, we show that the equational theory is minimal. Finally, we consider applications like the implementation of controlled permutations and the unrolling of loops.

**2012 ACM Subject Classification** Theory of computation → Quantum computation theory; Theory of computation → Axiomatic semantics; Theory of computation → Categorical semantics; Hardware → Quantum computation; Hardware → Quantum communication and cryptography

**Keywords and phrases** Quantum Computing, Diagrammatic Language, Completeness, Quantum Control, Polarising Beam Splitter, Categorical Quantum Mechanics, Quantum Switch.

**Related Version** This is the full version of the paper published at MFCS'20 [9].


**Funding** This work is funded by ANR-17-CE25-0009 SoftQPro, ANR-17-CE24-0035 VanQuTe, PIA-GDN/Quantex, and LUE/UOQ.

**Acknowledgements** The authors want to thank Mehdi Mhalla, Emmanuel Jeandel and Titouan Carette for fruitful discussions. All diagrams were written with the help of TikZit.

## 1 Introduction

Quantum computers can solve problems which are out of reach of classical computers [29, 20]. One of the resources offered by quantum mechanics to speed up algorithms is the superposition phenomenon which allows a quantum memory to be in several possible classical states at the same time, in superposition. Less explored in quantum computing models, one can also consider a superposition of processes. Called *coherent control* or simply *quantum control*, it can be illustrated with the following example called quantum switch: the order in which two unitary evolutions  $U$  and  $V$  are applied is controlled by the state of a control qubit. In particular, if the control qubit is in superposition, then both  $UV$  and  $VU$  are applied, in superposition.

Coherent control is loosely represented in usual formalisms of quantum computing. For instance, in the quantum circuit model, the only available quantum control is the controlled gate mechanism: a gate  $U$  is applied or not depending on the state of a control qubit. The quantum switch cannot be implemented with a single copy of  $U$  and a single copy of  $V$  in the quantum circuit model, and more generally using any language with a fixed or classically



■ **Figure 1** (a) Intuitive behaviour of a polarising beam splitter: vertical polarisation goes through, horizontal polarisation is reflected; (b) Quantum switch of two matrices  $U$  and  $V$ .

controlled order of operations. Quantum switch has however been realised experimentally [25, 26]. Moreover, such a quantum control has been proved to enable various computational and communication advantages over classically ordered models [3, 15, 16, 18, 1], for instance for deciding whether two unitary transformations are commuting or anti-commuting [8] (see Example 12).

Notice that other models of quantum computations (e.g. Quantum Turing Machines) or programming languages (e.g. Lineal [13] or QML [2]), allow for arbitrary coherent control of quantum evolutions, the price to pay is, however, the presence of non-trivial well-formedness conditions to ensure that the represented evolution is valid. Indeed, the superposition (i.e. linear combination) of two unitary evolutions is not necessarily a unitary evolution.

We introduce a graphical language, the PBS-calculus, for representing coherent control of quantum computations, where arbitrary gates can be coherently controlled. Our goal is to provide the foundations of a formal framework which will be further developed to explore the power and limits of the coherent control of quantum evolutions. Contrary to the quantum circuit model, the PBS-calculus allows a representation of the quantum switch with a single copy of each gate to be controlled. Moreover, any PBS-diagram is valid by construction (no side nor well-formedness condition). The syntax of the PBS-diagrams is inspired by quantum optics and is actually already used in several papers dealing with coherent control of quantum evolutions [1, 3]. Our contribution is to provide formal syntax and semantics (both operational and denotational) for these diagrams, and also to introduce an equational theory which allows one to transform diagrams. Our main technical contribution is the proof that the equational theory is complete (if two diagrams have the same semantics then one can be transformed into the other using the equational theory) and minimal (in the sense that each of the equations is necessary for the completeness of the language).

The syntax of the PBS-calculus is inspired by linear optics, and in particular by the peculiar behaviour of the polarising beam splitter. A polarising beam splitter transforms a superposition of polarisations into a superposition of positions: if the polarisation is vertical the photon is transmitted whereas it is reflected when the polarisation is horizontal (see Figure 1.a). As a consequence a photon can be routed in different parts of a scheme, this routing being quantumly controlled by the polarisation of the photon. This is a unique behaviour which has no counterpart in the quantum circuit model for instance. Polarising beam splitters can be used to perform a quantum switch, as depicted as a PBS-diagram in Figure 1.b.

**Related works.** In the context of categorical quantum mechanics several graphical languages have already been introduced: ZX-calculus [10, 21], ZW-calculus [19], ZH-calculus [4] and their variants. Notice in particular a proposal for representing fermionic (non polarising) beam splitters in the ZW-calculus [12]. An apparent difference between the PBS-calculus and these languages, is that the category of PBS-diagrams is *traced* but not *compact closed*. This difference is probably not fundamental, as for any traced monoidal category there is a completion of it to a compact closed category [22]. The fundamental difference is the parallel composition: in the PBS-calculus two parallel wires correspond to two possible positions of a

single particle (i.e. a direct sum in terms of semantics), whereas, in the other languages it corresponds to two particles (i.e. a tensor product).

The parallel composition makes the PBS-calculus closer to the *graphical linear algebra* approach [7, 6, 5], however the generators and the fundamental structures (e.g. Frobenius algebra, Hopf algebra) are *a priori* unrelated to those of the PBS-calculus.

In the context of quantum programming languages, there are a few proposals for representing quantum control [13, 2, 31, 27]. Colnaghi et al. [11] have introduced a graphical language with *programmable connections*. The language uses the quantum switch as a generator, but does not aim to describe schemes with polarising beam splitters. Notice also that the inputs/outputs of the language are quantum channels.

**Structure of the paper.** In Section 2, the syntax of the PBS-diagrams is introduced. The PBS-diagrams are considered up to a structural congruence which allows one to deform the diagrams at will. Section 3 is dedicated to the semantics of the language: two semantics, a path semantics and a denotational semantics, are introduced. The denotational semantics is proved to be adequate with respect to the path semantics. In Section 4, the axiomatisation of the PBS-calculus is introduced, and our main result, the soundness and completeness of the language, is proved. The axiomatisation is also proved to be minimal in the sense that none of the axioms can be derived from the others. Finally, in Section 5, we consider the application of the PBS-calculus to the problem of loop unrolling. We show in particular that any PBS-diagram involving unitary matrices can be transformed into a trace-free diagram. The paper is written such that the reader does not need any particular knowledge in category theory. Basic definitions, in particular of Traced PROP, are however given in Appendix A for completeness.

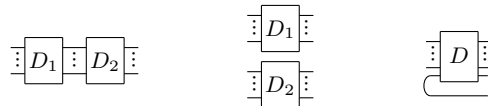
## 2 Syntax

A PBS-diagram is made of polarising beam splitters  $\begin{array}{c} \diagup \diagdown \\ \hline \end{array}$ , polarisation flips  $\begin{array}{c} \ominus \\ \hline \end{array}$ , and gates  $\begin{array}{c} \boxed{U} \\ \hline \end{array}$  for any matrix  $U \in \mathbb{C}^{q \times q}$ , where  $q$  is a fixed positive integer. One can also use wires like the identity  $\text{---}$  or the swap  $\begin{array}{cc} \diagup & \diagdown \\ & \diagdown & \diagup \end{array}$ . Diagrams can be combined by means of sequential composition  $\circ$ , parallel composition  $\otimes$ , and trace  $Tr(\cdot)$ . The trace consists in connecting the last output of a diagram to its last input, like a feedback loop. The symbol  $\boxed{\phantom{x}}$  represents the empty diagram. Any diagram has a type  $n \rightarrow n$  which corresponds to the numbers of input/output wires. The syntax of the language is the following:

► **Definition 1.** Given  $q \in \mathbb{N} \setminus \{0\}$ , a  $PBS_q$ -diagram  $D : n \rightarrow n$  is inductively defined as:

$$\begin{array}{l} \boxed{\phantom{x}} : 0 \rightarrow 0 \quad \text{---} : 1 \rightarrow 1 \quad \begin{array}{c} \ominus \\ \hline \end{array} : 1 \rightarrow 1 \quad \begin{array}{cc} \diagup & \diagdown \\ & \diagdown & \diagup \end{array} : 2 \rightarrow 2 \quad \begin{array}{c} \diagup \diagdown \\ \hline \end{array} : 2 \rightarrow 2 \\[10pt] \frac{U \in \mathbb{C}^{q \times q}}{\boxed{U} : 1 \rightarrow 1} \quad \frac{D_1 : n \rightarrow n \quad D_2 : n \rightarrow n}{D_2 \circ D_1 : n \rightarrow n} \quad \frac{D_1 : n \rightarrow n \quad D_2 : m \rightarrow m}{D_1 \otimes D_2 : n+m \rightarrow n+m} \quad \frac{D : n+1 \rightarrow n+1}{Tr(D) : n \rightarrow n} \end{array}$$

Sequential composition  $D_2 \circ D_1$ , parallel composition  $D_1 \otimes D_2$ , and trace  $Tr(D)$  are respectively depicted as follows:



In the following, the positive integer  $q$  will be omitted when it is useless or clear from the context.

Notice that two distinct terms, like  $(\neg) \circ (\neg) \circ (U) \circ (\neg)$  and  $(\neg) \circ (U) \circ (\neg)$ , can lead to the same graphical representation:  $(\neg) \circ (U) \circ (\neg)$ . To avoid ambiguity, we define diagrams modulo the structural congruence given in Figure 4 in Appendix A. Roughly speaking the structural congruence guarantees that (i) two terms leading to the same graphical representation are equivalent, and (ii) a diagram can be deformed at will, e.g.:

In the categorical framework of PROP [24, 32], PBS-diagrams modulo the structural congruence form a Traced PROP, i.e. they are morphisms of a traced strict symmetric monoidal category whose objects are natural numbers. It is known (Theorem 20<sup>1</sup> of [28]) that two diagrams are equivalent according to the axioms of a traced PROP if and only if they are isomorphic in a graph-theoretical sense, that is, if one can be obtained from the other by moving, stretching and reorganising the wires in any way, while keeping their two ends fixed.

### 3 Semantics


In this section, we introduce the semantics of the PBS-diagrams. First, we introduce an operational semantics for PBS-diagrams with a classical control. The operational semantics, called *path semantics* is based on the graphical intuition of a routed particle. Then we introduce a denotational semantics for the general case, with a quantum control. We show the adequacy between the two semantics, providing a graphical way to compute the denotational semantics of a PBS-diagram.

In this paper, we only consider the case where a *single* particle, say a photon, is present in the diagram. The particle is made of a polarisation and an additional data register. The particle has: an initial polarisation, which is an arbitrary superposition of the horizontal ( $\rightarrow$ ) and vertical ( $\uparrow$ ) polarisations (that we call *classical* polarisations in the following); an arbitrary position, which is a superposition of the possible input wires of the diagram; and an input data state, which is a vector  $\varphi \in \mathbb{C}^q$ .

#### 3.1 Classical control – Path semantics

**Classical control.** We first consider input particles with a classical polarisation and a classical position. Roughly speaking, the particle is initially located on one of the input wires with a given polarisation in  $\{\rightarrow, \uparrow\}$ , and moves through the diagram depending on its polarisation. The action of a PBS-diagram can be *informally* described as follows using a token made of the current polarisation  $c$  of the particle and a matrix  $U$  representing the matrix applied so far to the data register:

- The particle is either reflected or transmitted by a beam splitter, depending on its polarisation:



<sup>1</sup> Notice that in [28], the author points out that this result relies on a result by Kelly and Laplaza (Theorem. 8.2, [23]) which is only proven for simple signatures – which is not the case for the PBS-diagrams. The general case does not appear in the literature.

- The polarisation may vary but remains classical (that is, in  $\{\rightarrow, \uparrow\}$ ) as the polarisation flip – the only one which acts on the polarisation – interchanges horizontal and vertical polarisations:

$$\begin{array}{ccc} (\rightarrow, U) & \rightarrow & (\uparrow, U) \\ \text{---} \bullet \text{---} \bigcirc \text{---} & \rightarrow & \text{---} \bigcirc \text{---} \bullet \end{array} \quad \begin{array}{ccc} (\uparrow, U) & \rightarrow & (\rightarrow, U) \\ \text{---} \bullet \text{---} \bigcirc \text{---} & \rightarrow & \text{---} \bigcirc \text{---} \bullet \end{array}$$

- $\text{---} \boxed{V} \text{---}$  acts on the data register, transforming the state  $\varphi$  into  $V\varphi$ :

$$\begin{array}{ccc} (c, U) & \rightarrow & (c, VU) \\ \text{---} \bullet \text{---} \boxed{V} \text{---} & \rightarrow & \text{---} \boxed{V} \text{---} \bullet \end{array}$$

- The particle can freely move through wires, e.g.:

$$\begin{array}{ccc} (c, U) & \rightarrow & (c, U) \\ \text{---} \bullet \text{---} \text{---} & \rightarrow & \text{---} \text{---} \bullet \end{array} \quad \begin{array}{ccc} (c, U) & \rightarrow & (c, U) \\ \text{---} \text{---} \bullet \text{---} & \rightarrow & \text{---} \text{---} \bullet \end{array}$$

Thus the token follows a path from the input to the output and accumulates a matrix along the path. We formalise this intuitive behaviour as a big-step operational semantics that we call *path semantics* in this context. A *configuration* is a triplet  $(D, c, p)$ , where  $D : n \rightarrow n$  is a PBS-diagram,  $c \in \{\rightarrow, \uparrow\}$  is the input polarisation of the particle, and  $p \in [n] := \{0, \dots, n-1\}$  its input position: 0 means that the particle is located on the first upper input wire, 1 on the second one and so on. The result is made of the final polarisation  $c'$  and position  $p'$ , and of the matrix  $U$  representing the overall action of  $D$  on the data register.

► **Definition 2** (Path semantics). *Given a PBS-diagram  $D : n \rightarrow n$ , a polarisation  $c \in \{\rightarrow, \uparrow\}$  and a position  $p \in [n]$ , let  $(D, c, p) \xRightarrow{U} (c', p')$  (or simply  $(D, c, p) \Rightarrow (c', p')$  when  $U$  is the identity) be inductively defined as follows:*

$$(\text{---}, c, 0) \Rightarrow (c, 0) \quad (\text{---} \bigcirc \text{---}, \uparrow, 0) \Rightarrow (\rightarrow, 0) \quad (\text{---} \bigcirc \text{---}, \rightarrow, 0) \Rightarrow (\uparrow, 0) \quad (\text{---} \boxed{U} \text{---}, c, 0) \xRightarrow{U} (c, 0)$$

$$\left( \text{---} \text{---} \right), c, p \Rightarrow (c, 1-p) \quad \frac{(D_1, c, p) \xRightarrow{U} (c', p') \quad (D_2, c', p') \xRightarrow{V} (c'', p'')}{(D_2 \circ D_1, c, p) \xRightarrow{VU} (c'', p'')}_{(\circ)}$$

$$\left( \text{---} \text{---} \right), \rightarrow, p \Rightarrow (\rightarrow, p) \quad \frac{D_1 : n \rightarrow n \quad p < n \quad (D_1, c, p) \xRightarrow{U} (c', p')}{(D_1 \otimes D_2, c, p) \xRightarrow{U} (c', p')}_{(\otimes 1)}$$

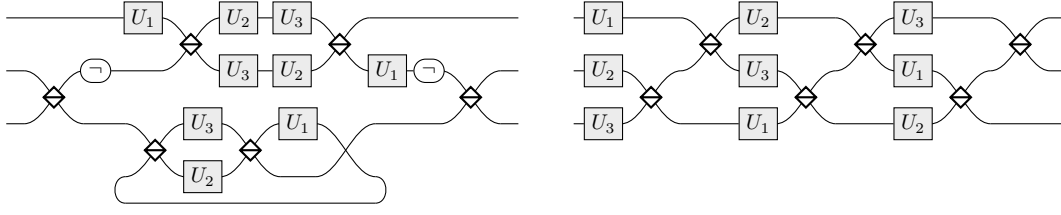
$$\left( \text{---} \text{---} \right), \uparrow, p \Rightarrow (\uparrow, 1-p) \quad \frac{D_1 : n \rightarrow n \quad p \geq n \quad (D_2, c, p-n) \xRightarrow{U} (c', p')}{(D_1 \otimes D_2, c, p) \xRightarrow{U} (c', p'+n)}_{(\otimes 2)}$$

$$\frac{D : n \rightarrow n \quad \forall i \in \{0, \dots, k\}, (D, c_i, p_i) \xRightarrow{U_i} (c_{i+1}, p_{i+1}) \quad (p_{i+1} = n) \Leftrightarrow (i < k)}{(Tr(D), c_0, p_0) \xRightarrow{U_k \dots U_0} (c_{k+1}, p_{k+1})}_{(T_k)}$$

with  $k \in \{0, 1, 2\}$ .

► **Example 3.** As expected, the path semantics of the quantum switch  $QS[U, V] := Tr(\text{---} \text{---} \circ \text{---} \text{---} \circ (\text{---} \boxed{U} \text{---} \otimes \text{---} \boxed{V} \text{---}) \circ \text{---} \text{---})$  (see Figure 1.b) is  $(QS[U, V], \uparrow, 0) \xRightarrow{UV} (\uparrow, 0)$  and  $(QS[U, V], \rightarrow, 0) \xRightarrow{VU} (\rightarrow, 0)$ .

► **Example 4.** PBS-diagrams implementing a controlled permutation are given in Figure 2.



■ **Figure 2** Two diagrams having the same semantics, that implement a controlled permutation of 3 unitary maps. Given a permutation  $(xyz)$  of  $(123)$ , we have  $(D, c, x) \xrightarrow{U_z U_y U_x} (c, x)$ , where  $D$  is any of the two diagrams and  $c = \rightarrow$  if the signature of  $(xyz)$  is 1,  $c = \uparrow$  otherwise. A generalisation to the controlled permutation of  $n$  unitary maps is given in Appendix C.

Notice that the path semantics does not need to be defined for the empty diagram  $[]$ . Indeed, for any diagram  $D : 0 \rightarrow 0$  there is no valid configuration  $(D, c, p)$  as  $p$  should be one of the input wires of  $D$ .

The  $(T_k)$ -rule is parametrised by an integer  $k$ . Intuitively, this parameter is the number of times the photon goes through the corresponding trace. We show in the following that roughly speaking, a particle can never go through a given trace more than twice. In other words, the path semantics which assumes  $k \leq 2$ , is well-defined for any valid configuration:

► **Proposition 5.** *For any diagram  $D : n \rightarrow n$  and any  $(c, p) \in \{\rightarrow, \uparrow\} \times [n]$ , there exist unique  $(c', p') \in \{\rightarrow, \uparrow\} \times [n]$  and  $U \in \mathbb{C}^{q \times q}$  such that  $(D, c, p) \xrightarrow{U} (c', p')$ .*

**Proof.** The proof is given in appendix, section B.1.1. ◀

In the previous proposition, uniqueness means that the path semantics is deterministic: since diagrams are considered modulo structural congruence (i.e. up to deformation), it implies that these deformations preserve the path semantics.

Moreover, all PBS-diagrams are invertible in the following sense:

► **Proposition 6.** *For any diagram  $D : n \rightarrow n$  and any  $(c, p) \in \{\rightarrow, \uparrow\} \times [n]$ , there exist unique  $(c', p') \in \{\rightarrow, \uparrow\} \times [n]$  and  $U \in \mathbb{C}^{q \times q}$  such that  $(D, c', p') \xrightarrow{U} (c, p)$ .*

**Proof.** The proof is given in appendix, Section B.1.1. ◀

As a consequence, any diagram  $D : n \rightarrow n$  essentially acts as a permutation on  $\{\rightarrow, \uparrow\} \times [n]$ , if one ignores its action on the data register. We introduce dedicated notations for representing the corresponding permutation, as well as the actions on the data register:

► **Definition 7.** *For any diagram  $D : n \rightarrow n$ , we call  $\tau_D$  the permutation of  $\{\rightarrow, \uparrow\} \times [n]$  and for any  $c, p \in \{\rightarrow, \uparrow\} \times [n]$ , we call  $[D]_{c,p} \in \mathbb{C}^{q \times q}$  the matrix such that  $(D, c, p) \xrightarrow{[D]_{c,p}} \tau_D(c, p)$ .*

In a PBS-diagram, the particle can go through each wire at most twice, otherwise, roughly speaking, it would go back to the same position with the same polarisation and thus will come back again and again to this same configuration and thus enter an infinite loop – which is prevented by Proposition 5. In particular, each gate of the diagram is visited at most twice:

► **Proposition 8.** *Any gate  $U$  of a diagram  $D$  contributes to at most two paths  $[D]_{c_0, p_0}$  and  $[D]_{c_1, p_1}$ , i.e. given  $D'$  the diagram  $D$  where one occurrence of  $U$  has been replaced by an arbitrary matrix  $V$ ,  $\forall (c, p) \notin \{(p_0, c_0), (p_1, c_1)\}$ ,  $[D]_{c,p} = [D']_{c,p}$ .*

**Proof.** The proof is straightforward by induction on  $D$ . ◀

As a consequence the diagrams of Figure 2 are optimal in the number of uses of each  $U_i$ : since each of the 6 paths must depend on each  $U_i$ , at least three copies of each  $U_i$  are required in a diagram which solves the permutation problem of 3 unitaries.

### 3.2 Quantum control – Denotational semantics

A crucial property of PBS-diagram is to offer the ability to have a quantum control, i.e. a particle whose input state is a superposition of polarisations, positions, or both. To encounter the quantum control, we introduce in this section a denotational semantics which associates with any diagram a map acting on the state space  $\mathcal{H}_n := \mathbb{C}^{\{\rightarrow, \uparrow\}} \otimes \mathbb{C}^n \otimes \mathbb{C}^q$ . Using Dirac notations,  $\{|\rightarrow\rangle, |\uparrow\rangle\}$  (resp.  $\{|x\rangle \mid x \in \{0 \dots k-1\}\}$ ) is an orthonormal basis of  $\mathbb{C}^{\{\rightarrow, \uparrow\}}$  (resp.  $\mathbb{C}^k$ ). Thus  $\{|c, p, x\rangle \mid c \in \{\rightarrow, \uparrow\}, p \in [n], x \in [q]\}$  is an orthonormal basis of  $\mathcal{H}_n$ .

► **Definition 9.** *The denotational semantics of a PBS-diagram  $D : n \rightarrow n$  is the linear map  $\llbracket D \rrbracket : \mathcal{H}_n \rightarrow \mathcal{H}_n$  inductively defined as follows:*

$$\begin{aligned} \llbracket \boxed{\phantom{x}} \rrbracket &= 0 & \llbracket \text{---} \rrbracket &= |c, 0, x\rangle \mapsto |c, 0, x\rangle \\ \llbracket \text{---} \text{---} \rrbracket &= |c, p, x\rangle \mapsto |c, 1-p, x\rangle & \llbracket \boxed{U} \rrbracket &= |c, 0, x\rangle \mapsto |c, 0\rangle \otimes U|x\rangle \\ \llbracket \text{---} \text{---} \rrbracket &= \begin{cases} |\rightarrow, 0, x\rangle \mapsto |\uparrow, 0, x\rangle \\ |\uparrow, 0, x\rangle \mapsto |\rightarrow, 0, x\rangle \end{cases} & \llbracket \text{---} \text{---} \rrbracket &= \begin{cases} |\rightarrow, p, x\rangle \mapsto |\rightarrow, p, x\rangle \\ |\uparrow, p, x\rangle \mapsto |\uparrow, 1-p, x\rangle \end{cases} \\ \llbracket D_2 \circ D_1 \rrbracket &= \llbracket D_2 \rrbracket \circ \llbracket D_1 \rrbracket & \llbracket D_1 \otimes D_2 \rrbracket &= \llbracket D_1 \rrbracket \boxplus \llbracket D_2 \rrbracket & \llbracket \text{Tr}(D) \rrbracket &= \mathcal{T}(\llbracket D \rrbracket) \end{aligned}$$

where:

- $f \boxplus g := \varphi \circ (f \oplus g) \circ \varphi^{-1}$  with  $\varphi : \mathcal{H}_n \oplus \mathcal{H}_m \rightarrow \mathcal{H}_{n+m}$  the isomorphism defined as  $(|c, p, x\rangle, |c', p', x'\rangle) \mapsto |c, p, x\rangle + |c', p' + n, x'\rangle$ .
- $\mathcal{T}(f) := \sum_{k \in \mathbb{N}} \pi_1 \circ (f \circ \pi_0)^k \circ f \circ \iota$  with  $\iota : \mathcal{H}_n \rightarrow \mathcal{H}_{n+1} :: |c, x, y\rangle \mapsto |c, x, y\rangle$ ,  $\pi_0 : \mathcal{H}_{n+1} \rightarrow \mathcal{H}_{n+1} :: |c, x, y\rangle \mapsto \begin{cases} 0 & \text{if } x < n \\ |c, n, y\rangle & \text{if } x = n \end{cases}$ , and  $\pi_1 : \mathcal{H}_{n+1} \rightarrow \mathcal{H}_n :: |c, x, y\rangle \mapsto \begin{cases} |c, x, y\rangle & \text{if } x < n \\ 0 & \text{if } x = n. \end{cases}$

Notice that while the semantics of the trace is defined by means of an infinite sum, this sum is actually made of a finite number of nonzero elements, which guarantees that the denotational semantics is well-defined:

► **Proposition 10.** *For any diagram  $D : n \rightarrow n$ ,  $\llbracket D \rrbracket \in \mathcal{SLP}_n$ , where  $\mathcal{SLP}_n$  is the monoid of the linear maps  $f : \mathcal{H}_n \rightarrow \mathcal{H}_n$  such that  $f|c, p, x\rangle = |\tau(c, p)\rangle \otimes U_{c,p}|x\rangle$  for some permutation  $\tau$  on  $\{\rightarrow, \uparrow\} \times [n]$  and matrices  $U_{c,p} \in \mathbb{C}^{q \times q}$ .*

**Proof.** The proof is given in appendix, Section B.1.2. ◀

The denotational semantics is adequate with respect to the path semantics:

► **Theorem 11 (Adequacy).** *For any  $D : n \rightarrow n$ ,  $\llbracket D \rrbracket = |c, p, x\rangle \mapsto |\tau_D(c, p)\rangle \otimes [D]_{c,p}|x\rangle$ , where  $\tau_D$  and  $[D]_{c,p}$  are such that  $(D, c, p) \xrightarrow{[D]_{c,p}} \tau_D(c, p)$*

**Proof.** The proof is given in appendix, Section B.1.2. ◀

The adequacy theorem implies that two diagrams have the same denotational semantics if and only if they have the same path semantics. As a consequence, it provides a graphical



characterisation of the denotational semantics. Indeed, for any diagram  $D : n \rightarrow n$ ,  $\llbracket D \rrbracket$  is, by linearity, entirely defined by  $\tau_D$  and  $\{[D]_{c,p}\}_{c \in \{\rightarrow, \uparrow\}, p \in [n]}$ . Since  $\tau_D$  and  $[D]_{c,p}$  have a nice graphical interpretation as paths from the inputs to the outputs, the adequacy theorem provides a graphical way to compute the denotational semantics of any PBS-diagram.

► **Example 12.** The quantum switch (Figure 1.b and Example 3) can be used to decide whether  $U$  and  $V$  are commuting or anti-commuting [8]. The semantics of the quantum switch

$$\text{is } \llbracket \text{QS}[U, V] \rrbracket = \begin{cases} |\rightarrow, 0, x\rangle \mapsto |\rightarrow, 0\rangle \otimes VU|x\rangle \\ |\uparrow, 0, x\rangle \mapsto |\uparrow, 0\rangle \otimes UV|x\rangle \end{cases}. \text{ We assume that } UV = (-1)^k VU \text{ and call}$$

the quantum switch with a control qubit in a uniform superposition:  $\llbracket \text{QS}[U, V] \rrbracket \frac{|\rightarrow\rangle + |\uparrow\rangle}{\sqrt{2}} \otimes |0, x\rangle = \frac{|\rightarrow, 0\rangle \otimes VU|x\rangle + |\uparrow, 0\rangle \otimes UV|x\rangle}{\sqrt{2}} = \frac{|\rightarrow, 0\rangle \otimes VU|x\rangle + (-1)^k |\uparrow, 0\rangle \otimes VU|x\rangle}{\sqrt{2}} = \frac{|\rightarrow\rangle + (-1)^k |\uparrow\rangle}{\sqrt{2}} \otimes VU|0, x\rangle$ . Thus, by measuring the control qubit in the  $\{\frac{|\rightarrow\rangle + |\uparrow\rangle}{\sqrt{2}}, \frac{|\rightarrow\rangle - |\uparrow\rangle}{\sqrt{2}}\}$ -basis, one can decide whether  $U$  and  $V$  are commuting or anti-commuting.

## 4 Equational theory – PBS-calculus

The representation of a quantum computation using PBS-diagrams is not unique, in the sense that two distinct PBS-diagrams may have the same semantics (e.g. diagrams of Figure 2). In this section, we introduce 10 equations on PBS-diagrams (see Figure 3) as the axioms of a language that we call the PBS-calculus. We prove that the PBS-calculus is sound (that is, consistent with the semantics), complete (that is, it captures entirely the semantic equivalence) and minimal (that is, all axioms are necessary to have completeness). Completeness is proved by means of a normal form.

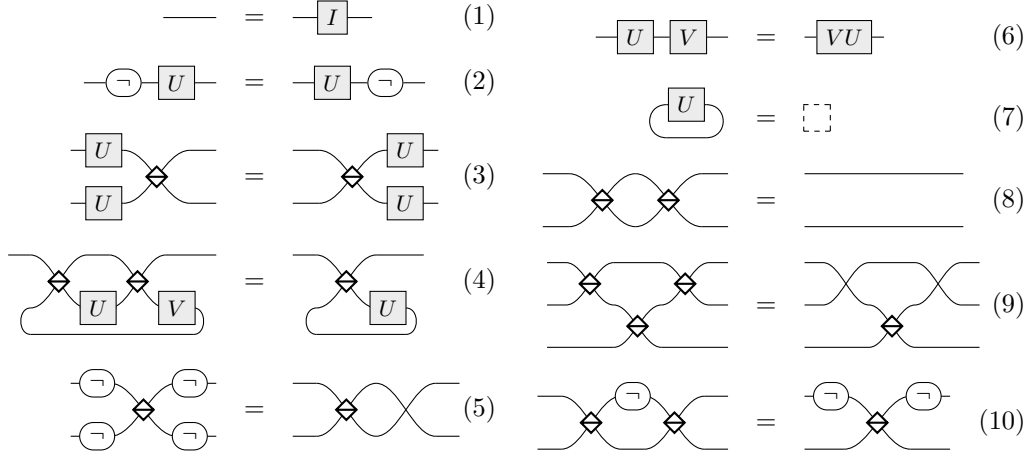
### 4.1 Axiomatisation

► **Definition 13** (PBS-calculus). *Two PBS-diagrams  $D_1, D_2$  are equivalent according to the rules of the PBS-calculus, denoted  $\text{PBS} \vdash D_1 = D_2$ , if one can transform  $D_1$  into  $D_2$  using the equations given in Figure 3. More precisely,  $\text{PBS} \vdash \cdot = \cdot$  is defined as the smallest congruence<sup>2</sup> which satisfies equations of figures 4 and 3.*

Equations (1) and (6) in Figure 3 reflect the monoidal structure of the matrices, with the identity element (Equation (1)) and the associative binary operation (Equation (6)). Equations (2) and (3) mean that both the polarising beam splitter and the polarisation flip commute with a gate. Moreover, the polarising beam splitter is self inverse (Equation (8)). Notice that the negation is also self-inverse and that this is a consequence of the axioms (see Example 14). Equation (5) translates the fact that flipping the control state before and after performing a control of the position results in flipping the final position. To give a meaning to Equation (10), it is useful to flip it upside down, and to remark that in a two-wire diagram, polarising beam splitters and negations on the bottom wire each perform a CNOT on the qubits representing the polarisation and the position, in opposite ways, so that each side of the equation combines 3 CNOTs and thus performs a swap between these two qubits. In Equation (4), there are essentially two steps: first, the wire with the gate  $V$  is a dead code, as no photon can go to the wire, so it can be discarded; the second step consists in merging the two polarising beam splitters. Equation (9) is the only equation acting on three wires: in this particular configuration given by the left hand side of the equation, two polarising

<sup>2</sup> see Definition 39 in appendix for a formal definition of congruence in this context.





■ **Figure 3** Axioms of the PBS-calculus. Given  $q$  a positive integer,  $U, V \in \mathbb{C}^{q \times q}$  are arbitrary matrices,  $I \in \mathbb{C}^{q \times q}$  is the identity.

beam splitters can be replaced by swaps. Equation (7) reflects the fact that isolated parts of a diagram have no effect on the rest.

► **Example 14.** The fact that the negation is self inverse can be derived in the PBS-calculus:  $\text{PBS} \vdash \neg(\neg) = \text{Id}$  (the derivation is given in Appendix D). A more sophisticated example is the proof that the two diagrams of Figure 2 are equivalent, given in Appendix E.

All these equations preserve the semantics of the PBS-diagrams:

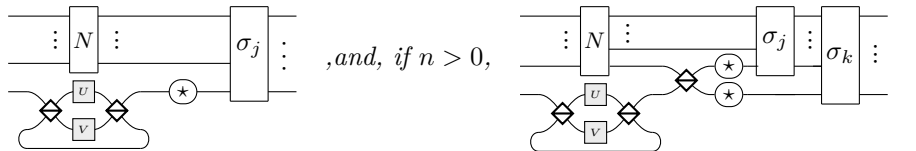
► **Proposition 15 (Soundness).** *For any two diagrams  $D_1$  and  $D_2$ , if  $\text{PBS} \vdash D_1 = D_2$  then  $\llbracket D_1 \rrbracket = \llbracket D_2 \rrbracket$ .*

**Proof.** The proof is given in appendix, Section B.2.1. ◀

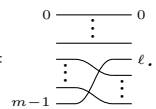
## 4.2 Normal forms

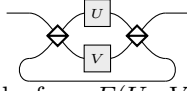
In this section, we introduce a notion of diagrams in normal form which is used in the next sections to prove both the universality and the completeness of the PBS-calculus. They are made of two parts: the first one corresponds to a superposition of linear maps, and the second one corresponds to a permutation of the polarisations and positions, written in a way that is convenient here.

► **Definition 16 (Normal Form).** *Diagrams in normal form are inductively defined as:  $\square$  is in normal form, and for any  $N : n \rightarrow n$  in normal form,*



are in normal form, where  $\neg(\star)$  denotes either  $\neg$  or  $\star$ , and  $\sigma_\ell : m \rightarrow m =$



► **Remark 17.** For any  $U, V \in \mathbb{C}^{q \times q}$  let  $E(U, V) :=$  . A diagram in normal form can be written in the form  $P \circ E$ , where  $E$  is of the form  $E(U_0, V_0) \otimes \cdots \otimes E(U_{n-1}, V_{n-1})$ , and  $P$  is built using only  $-$ ,  $\neg$ ,  $\boxtimes$ ,  $\boxdot$ ,  $\circ$  and  $\otimes$ .

In the following we show that any diagram is equivalent to a diagram in normal form.

► **Lemma 18.** *If  $N_1$  and  $N_2$  are in normal form then  $N_1 \otimes N_2$  is in normal form.*

**Proof.** By definition of the normal forms. ◀

► **Lemma 19.** *If  $N_1 : n \rightarrow n$  and  $N_2 : n \rightarrow n$  are in normal form then there exists  $N' : n \rightarrow n$  in normal form such that  $\text{PBS} \vdash N_2 \circ N_1 = N'$ .*

**Proof.** Notice that using the axioms of PROP,  $N_2 = g_\ell \circ \cdots \circ g_0$  where each  $g_k$  consists of either  $E(U, V)$ ,  $-$ ,  $\neg$ ,  $\boxtimes$  or  $\boxdot$  acting on any one or two consecutive positions, in parallel with the identity on the other positions. We show that every  $g_k$  can be successively integrated to the normal form (see appendix, Section B.2.2.1). ◀

► **Lemma 20.** *If  $N : n+1 \rightarrow n+1$  is in normal form then there exists  $N' : n \rightarrow n$  in normal form such that  $\text{PBS} \vdash \text{Tr}(N) = N'$ .*

**Proof.** The proof is given in appendix, Section B.2.2.2. ◀

We are now ready to prove that any PBS-diagram can be put in normal form:

► **Proposition 21.** *For any  $D : n \rightarrow n$ , there exists a PBS-diagram  $N : n \rightarrow n$  in normal form such that  $\text{PBS} \vdash D = N$ .*

**Proof.** Combining the previous three lemmas, it remains to prove that any generator of the language can be put in normal form. We do so in appendix, Section B.2.2.3. ◀

► **Remark 22.** By unfolding the proof of Proposition 21, one can obtain a deterministic procedure to transform any diagram into its normal form. Its complexity, defined as the number of transformations by one of Equations (1) to (10), is  $\mathcal{O}(tm^2)$ , where  $m$  is the number of generators ( $\boxtimes$ ,  $\neg$ , and  $\neg$ ), and  $t$  the number of traces in the diagram. Notice that this procedure has probably not the best possible complexity.

### 4.3 Completeness

The main application of the normal forms is the proof of completeness:

► **Theorem 23 (Completeness).** *For any  $D, D' : n \rightarrow n$ , if  $\llbracket D \rrbracket = \llbracket D' \rrbracket$  then  $\text{PBS} \vdash D = D'$ .*

**Proof.** There exist  $N, N'$  in normal form such that  $\text{PBS} \vdash D = N$  and  $\text{PBS} \vdash D' = N'$ . Moreover, by soundness,  $\llbracket N \rrbracket = \llbracket D \rrbracket = \llbracket D' \rrbracket = \llbracket N' \rrbracket$ . Finally, one can show that  $\llbracket N \rrbracket = \llbracket N' \rrbracket$  implies that  $N = N'$ . In particular, one can show inductively that the normal form is entirely determined by its semantics by considering the path semantics for a particle located on the last input wire. ◀

### 4.4 Minimality of the set of axioms

In the following we show that each of the ten equations of Figure 3 is necessary for the completeness of the PBS-calculus:

► **Theorem 24 (Minimality).** *None of Equations (1) to (10) is a consequence of the others.*

**Proof.** The proof is given in appendix, Section B.2.3. ◀

Notice that all equations involving matrices, except Equation (1), are schemes of equations i.e. one equation for each possible matrix (or matrices). In Theorem 24, we show that each of these equations, for most of the matrices, cannot be derived from the other axioms. More precisely, Equation (4) (resp. (7)) is not a consequence of the nine others for any  $U$  (resp. any  $U, V$ ); Equation (2) (resp. (6)) is not a consequence of the others for any  $U \neq I$  (resp. any  $U, V \neq I$ ). Finally, if  $\det(U) \neq 1$ , then Equation (3) is not a consequence of the others. We conjecture that the condition  $\det(U) \neq 1$  can be relaxed to  $U \neq I$ .

## 4.5 Universality

A PBS-diagram represents a superposition of linear maps together with a permutation of polarisations and positions. Indeed, Proposition 10 shows that for any diagram  $D : n \rightarrow n$ ,  $\llbracket D \rrbracket \in \mathcal{SLP}_n$ , where  $\mathcal{SLP}_n$  is the monoid of the linear maps  $f : \mathcal{H}_n \rightarrow \mathcal{H}_n$  such that  $f|c, p, x\rangle = |\tau(c, p)\rangle \otimes U_{c,p}|x\rangle$  for some permutation  $\tau$  on  $\{\rightarrow, \uparrow\} \times [n]$  and matrices  $U_{c,p} \in \mathbb{C}^{q \times q}$ . We show in the following that the PBS-calculus is universal, in the sense that any linear map in  $\mathcal{SLP}_n$  can be represented by a PBS-diagram:

► **Theorem 25.** *The PBS-calculus is universal: for any  $f \in \mathcal{SLP}_n$ ,  $\exists D : n \rightarrow n$ ,  $\llbracket D \rrbracket = f$ .*

**Proof.** The proof relies on the normal forms: given a linear map  $f \in \mathcal{SLP}_n$  one can inductively construct a diagram in normal form, by considering the image of  $f$  when the particle is located on the last position ( $p = n - 1$ ). ◀

Notice that  $\mathcal{SLP}_n$  is strictly included in the set of linear maps from  $\mathcal{H}_n$  to  $\mathcal{H}_n$ . Thus while being universal for  $\mathcal{SLP}_n$  the PBS-diagrams are not expressive enough to represent a (non-polarising) beam splitter for instance.

## 5 Removing the trace – Loop unrolling

We consider in this section an application of the PBS-calculus. The semantics of the language points out that each trace, or feedback loop, is used at most twice. As a consequence, a natural question is to decide whether all loops can be unrolled, in order to transform any PBS-diagram into a trace-free PBS-diagram. Such a transformation is possible when all matrices are invertible:

► **Proposition 26.** *Let  $D : n \rightarrow n$  with  $n \geq 2$  be a PBS-diagram such that all matrices appearing in some gate  $\boxed{U}$  in  $D$  are invertible. Then there exists a trace-free PBS-diagram  $D'$  such that  $\text{PBS} \vdash D = D'$ .*

**Proof.** The proof is given in appendix, Section B.3.1. ◀

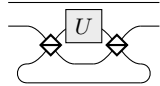
Notice that Proposition 26 is not true for PBS-diagrams with a single input/output. Indeed a trace-free diagram of type  $1 \rightarrow 1$  is made of generators acting on 1 wire only, so in particular it has no polarising beam splitter and as a consequence cannot have a behaviour which depends on the polarisation. For instance, the diagram  $E(U, V)$  used in the normal forms (see Remark 17) cannot be transformed into a trace-free diagram unless  $U = V$ .

On the other hand, PBS-diagrams involving at least one non-invertible matrix are not necessarily equivalent to a trace-free one. Indeed, we have the following property:

► **Lemma 27.** *For any trace-free PBS-diagram  $D$ , either all  $[D]_{c,p}$  are invertible or at least two of them are not.*

**Proof.** The proof is given in appendix, Section B.3.2. ◀

This prevents the following diagram from being equivalent to a trace-free one:

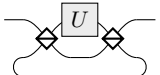
► **Example 28.** If  $U$  is not invertible, then the diagram  $D_U : 2 \rightarrow 2 =$   is not equivalent, according to the rules of the PBS-calculus, to any trace-free diagram. Indeed, for any  $(c, p) \neq (\rightarrow, 1)$  we have  $[D_U]_{c,p} = I_q$ , which is invertible, whereas  $[D_U]_{\rightarrow,1} = U$ .

Another interesting property is that loop unrolling, when it is possible, requires the use of matrices that were not present in the original diagram. This is a consequence of the following lemma:

► **Lemma 29.** *Given any diagram  $D : n \rightarrow n$ , let us define  $|D| := \prod_{c \in \{\rightarrow, \uparrow\}, p \in [n]} \det([D]_{c,p})$ . Then for any trace-free diagram  $D$ , we have  $|D| = \prod_{G \text{ gate in } D} \det(U(G))^2$  where  $U(G)$  denotes the matrix with which  $G$  is labelled.*

**Proof.** Intuitively, due to the invertibility of the PBS-diagrams (Proposition 6), for each wire of a trace-free diagram  $D$ , there are exactly two initial configurations which are going through this particular wire. As a consequence each gate of  $D$  contributes twice to  $|D|$  (see appendix, Section B.3.3). ◀

► **Example 30.** Unless  $\det(U)$  is a  $k$ th root of unity for some odd integer  $k$ , the following diagram  $D_U$  does not have the same semantics as any trace-free diagram in which all gates

are labelled by  $U$ : . Indeed, we have  $|D_U| = \det(U)$ , and by Lemma 29, if  $D_U$  is equivalent through PBS to a trace-free diagram  $D'_U$  in which all gates are labelled by  $U$ , then we have  $|D_U| = \det(U) = \det(U)^{2N}$ , where  $N$  is the number of gates in  $D'_U$ . By Lemma 27, we have  $\det(U) \neq 0$ , so that  $\det(U)^{2N-1} = 1$ , that is,  $\det(U)$  is a  $k$ th root of unity with  $k = 2N - 1$  odd (if  $N = 0$  then  $\det(U) = 1$  so the result is still true).

## 6 Conclusion and Perspectives

In this paper, we have introduced a rigorous framework to reason on quantum computations involving coherent control, which are sometimes informally represented by schemes involving polarising beam splitters and black boxes. The main result is the introduction of an equational theory which makes the PBS-calculus sound and complete. We have also proved that the axiomatisation is minimal in the sense that each axiom is necessary for the completeness. Moreover, we have demonstrated for instance that the PBS-calculus can be used for loop unrolling.

So we have introduced the foundations of a formal framework, that we believe will be a useful tool to study the power and the limits of computations and protocols involving coherent control. We mention here three perspectives in the development of the PBS-calculus.

First, the expressivity of the language can be increased by adding, for instance, a (not polarising) beam splitter as a generator of the language, or by allowing more than one particle in the diagrams. Both are necessary for the representation of Boson sampling for instance.

Another perspective is to allow the gates to be arbitrary quantum channels. Indeed recent results [14, 1] point out interesting and unexpected behaviours of coherently controlled quantum channels. Our objective is to make the PBS-calculus a formal framework to explore and study such phenomena.

Finally, the calculus can be made more resource-sensitive, by allowing only the equations for which the number of occurrences of each gate (or black box) is preserved. For instance,

we have seen examples in which loop unrolling requires to introduce new gates that were not present in the initial diagram. Transforming a diagram into its normal form is another example that does not, in general, preserve the number of occurrences of each gate.

---

## References

- 1 Alastair A. Abbott, Julian Wechs, Dominic Horsman, Mehdi Mhalla, and Cyril Branciard. Communication through coherent control of quantum channels. *arXiv preprint*, October 2018. [arXiv:1810.09826](#).
- 2 Thorsten Altenkirch and Jonathan Grattage. A functional quantum programming language. In *20th Annual IEEE Symposium on Logic in Computer Science (LICS'05)*, pages 249–258. IEEE, 2005. [arXiv:quant-ph/0409065](#), [doi:10.1109/LICS.2005.1](#).
- 3 Mateus Araújo, Fabio Costa, and Časlav Brukner. Computational advantage from quantum-controlled ordering of gates. *Physical review letters*, 113(25):250402, 2014. [arXiv:1401.8127](#), [doi:10.1103/PhysRevLett.113.250402](#).
- 4 Miriam Backens and Aleks Kissinger. ZH: A complete graphical calculus for quantum computations involving classical non-linearity. *Electronic Proceedings in Theoretical Computer Science*, 287:23–42, January 2019. [doi:10.4204/eptcs.287.2](#).
- 5 Filippo Bonchi, Joshua Holland, Robin Piedeleu, Paweł Sobociński, and Fabio Zanasi. Diagrammatic algebra: from linear to concurrent systems. *Proceedings of the ACM on Programming Languages*, 3(POPL):1–28, 2019. [doi:10.1145/3290338](#).
- 6 Filippo Bonchi, Robin Piedeleu, Paweł Sobociński, and Fabio Zanasi. Graphical affine algebra. In *2019 34th Annual ACM/IEEE Symposium on Logic in Computer Science (LICS)*, pages 1–12. IEEE, 2019. URL: <https://discovery.ucl.ac.uk/id/eprint/10081075/>, [doi:10.1109/LICS.2019.8785877](#).
- 7 Filippo Bonchi, Paweł Sobociński, and Fabio Zanasi. Interacting hopf algebras. *Journal of Pure and Applied Algebra*, 221(1):144–184, 2017. preprint available from <https://eprints.soton.ac.uk/406232>. [doi:10.1016/j.jpaa.2016.06.002](#).
- 8 Giulio Chiribella. Perfect discrimination of no-signalling channels via quantum superposition of causal structures. *Physical Review A*, 86(4):040301, 2012. [arXiv:1109.5154](#), [doi:10.1103/PhysRevA.86.040301](#).
- 9 Alexandre Clément and Simon Perdrix. PBS-Calculus: A Graphical Language for Coherent Control of Quantum Computations. In Javier Esparza and Daniel Král, editors, *45th International Symposium on Mathematical Foundations of Computer Science (MFCS 2020)*, volume 170 of *Leibniz International Proceedings in Informatics (LIPIcs)*, pages 24:1–24:14, Dagstuhl, Germany, 2020. Schloss Dagstuhl–Leibniz-Zentrum für Informatik. [doi:10.4230/LIPIcs.MFCS.2020.24](#).
- 10 Bob Coecke and Ross Duncan. Interacting quantum observables: categorical algebra and diagrammatics. *New Journal of Physics*, 13(4):043016, 2011. [doi:10.1088/1367-2630/13/4/043016](#).
- 11 Timoteo Colnaghi, Giacomo Mauro D’Ariano, Stefano Facchini, and Paolo Perinotti. Quantum computation with programmable connections between gates. *Physics Letters A*, 376(45):2940–2943, 2012. [arXiv:1109.5987](#), [doi:10.1016/j.physleta.2012.08.028](#).
- 12 Giovanni de Felice, Amar Hadzihasanovic, and Kang Feng Ng. A diagrammatic calculus of fermionic quantum circuits. *Logical Methods in Computer Science*, 15(3), 2019. [doi:10.23638/LMCS-15\(3:26\)2019](#).
- 13 Gilles Dowek and Pablo Arrighi. Lineal: A linear-algebraic lambda-calculus. *Logical Methods in Computer Science*, 13(1), 2017. [doi:10.23638/LMCS-13\(1:8\)2017](#).
- 14 Daniel Ebler, Sina Salek, and Giulio Chiribella. Enhanced communication with the assistance of indefinite causal order. *Physical review letters*, 120(12):120502, March 2018. [arXiv:1711.10165](#). [doi:10.1103/PhysRevLett.120.120502](#).

- 15 Stefano Facchini and Simon Perdrix. Quantum circuits for the unitary permutation problem. In *International Conference on Theory and Applications of Models of Computation*, pages 324–331. Springer, 2015. [arXiv:1405.5205](#), doi:10.1007/978-3-319-17142-5\_28.
- 16 Adrien Feix, Mateus Araújo, and Časlav Brukner. Quantum superposition of the order of parties as a communication resource. *Physical Review A*, 92(5):052326, 2015. [arXiv:1508.07840](#), doi:10.1103/PhysRevA.92.052326.
- 17 Zbigniew Fiedorowicz, Manfred Stelzer, and Rainer Vogt. Homotopy colimits of algebras over cat-operads and iterated loop spaces. *Advances in Mathematics*, 248, November 2013. doi:10.1016/j.aim.2013.07.016.
- 18 Philippe Allard Guérin, Adrien Feix, Mateus Araújo, and Časlav Brukner. Exponential communication complexity advantage from quantum superposition of the direction of communication. *Physical review letters*, 117(10):100502, 2016. [arXiv:1605.07372](#), doi:10.1103/PhysRevLett.117.100502.
- 19 Amar Hadzihasanovic. *The algebra of entanglement and the geometry of composition*. PhD thesis, University of Oxford, 2017. URL: <https://ora.ox.ac.uk/objects/uuid:711fc159-cd6a-42c3-a4b6-7ed7f594f781>, [arXiv:1709.08086](#).
- 20 Aram W. Harrow, Avinandan Hassidim, and Seth Lloyd. Quantum algorithm for linear systems of equations. *Physical Review Letters*, 103(15), October 2009. [arXiv:0811.3171](#), doi:10.1103/physrevlett.103.150502.
- 21 Emmanuel Jeandel, Simon Perdrix, and Renaud Vilmart. A complete axiomatisation of the ZX-calculus for Clifford+T quantum mechanics. In *Proceedings of the 33rd Annual ACM/IEEE Symposium on Logic in Computer Science*, pages 559–568, 2018. URL: <https://hal.archives-ouvertes.fr/hal-01529623>, doi:10.1145/3209108.3209131.
- 22 André Joyal, Ross Street, and Dominic Verity. Traced monoidal categories. *Mathematical Proceedings of the Cambridge Philosophical Society*, 119(3):447–468, 1996. URL: [https://www.researchgate.net/publication/231966472\\_Traced\\_monoidal\\_categories](https://www.researchgate.net/publication/231966472_Traced_monoidal_categories), doi:10.1017/S0305004100074338.
- 23 Gregory M Kelly and Miguel L Laplaza. Coherence for compact closed categories. *Journal of pure and applied algebra*, 19:193–213, 1980. doi:10.1016/0022-4049(80)90101-2.
- 24 Saunders Mac Lane. Categorical algebra. *Bull. Amer. Math. Soc.*, 71:40–106, 1965. doi:10.1090/S0002-9904-1965-11234-4.
- 25 Lorenzo M Procopio, Amir Moqanaki, Mateus Araújo, Fabio Costa, Irati Alonso Calafell, Emma G Dowd, Deny R Hamel, Lee A Rozema, Časlav Brukner, and Philip Walther. Experimental superposition of orders of quantum gates. *Nature communications*, 6:7913, 2015. doi:10.1038/ncomms8913.
- 26 Giulia Rubino, Lee A Rozema, Adrien Feix, Mateus Araújo, Jonas M Zeuner, Lorenzo M Procopio, Časlav Brukner, and Philip Walther. Experimental verification of an indefinite causal order. *Science advances*, 3(3):e1602589, 2017. doi:10.1126/sciadv.1602589.
- 27 Amr Sabry, Benoît Valiron, and Juliana Kaizer Vizzotto. From symmetric pattern-matching to quantum control. In *International Conference on Foundations of Software Science and Computation Structures*, pages 348–364. Springer, 2018. doi:10.1007/978-3-319-89366-2\_19.
- 28 Peter Selinger. A survey of graphical languages for monoidal categories. In Bob Coecke, editor, *New Structures for Physics*, volume 813 of *Lecture Notes in Physics*, pages 289–355. Springer, 2011. Also available from [arXiv:0908.3347](#). doi:10.1007/978-3-642-12821-9\_4.
- 29 Peter W. Shor. Polynomial-time algorithms for prime factorization and discrete logarithms on a quantum computer. *SIAM Journal on Computing*, 26(5):1484–1509, October 1997. [arXiv:quant-ph/9508027](#), doi:10.1137/S0097539795293172.
- 30 Mirjam Solberg. Weak braided monoidal categories and their homotopy colimits. *Theory and Applications of Categories*, 30(3):40–48, 2015. URL: <http://www.tac.mta.ca/tac/volumes/30/3/30-03.pdf>.
- 31 Mingsheng Ying, Nengkun Yu, and Yuan Feng. Alternation in quantum programming: from superposition of data to superposition of programs. *arXiv preprint*, 2014. [arXiv:1402.5172](#).

- 32 Fabio Zanasi. *Interacting Hopf Algebras- the Theory of Linear Systems*. PhD thesis, Ecole normale supérieure de lyon - ENS LYON, October 2015. URL: <https://tel.archives-ouvertes.fr/tel-01218015>.

## A Categorical notions

$$\begin{aligned}
(D_3 \circ D_2) \circ D_1 &= D_3 \circ (D_2 \circ D_1) & | & \quad I_k \circ D = D = D \circ I_k & | & \quad [\ ] \otimes D = D = D \otimes [\ ] \\
(D_1 \otimes D_2) \otimes D_3 &= D_1 \otimes (D_2 \otimes D_3) & | & \quad (D_3 \circ D_1) \otimes (D_4 \circ D_2) = (D_3 \otimes D_4) \circ (D_1 \otimes D_2) \\
\sigma_{1,k} \circ (I_1 \otimes D) &= (D \otimes I_1) \circ \sigma_{1,k} & | & \quad \text{Tr}(D_1 \otimes D_2) = D_1 \otimes \text{Tr}(D_2) \\
\bowtie \circ \bowtie &= I_2 & | & \quad \text{Tr}(D_2 \circ (D_1 \otimes -)) = \text{Tr}(D_2) \circ D_1 & | & \quad \text{Tr}((D_2 \otimes -) \circ D_1) = D_2 \circ \text{Tr}(D_1) \\
\text{Tr}_k((I_n \otimes D_2) \circ D_1) &= \text{Tr}_k(D_1 \circ (I_n \otimes D_2)) \text{ where } D_2 : k \rightarrow k & | & \quad \text{Tr}(\bowtie) = -.
\end{aligned}$$

**Figure 4** Structural congruence / Coherence conditions of Traced PROP, see Definition 31 for details.  $I_0 := [\ ]$ ;  $I_{k+1} := I_k \otimes -$ .  $\sigma_{1,0} := -$ ;  $\sigma_{1,k+1} := (I_k \otimes \bowtie) \circ (\sigma_{1,k} \otimes -)$ .  $\text{Tr}_0(D) := D$ ;  $\text{Tr}_{k+1}(D) := \text{Tr}(\text{Tr}_k(D))$ .

**Definition 31.** A traced PROP is a category  $\mathcal{C}$  whose objects are the natural integers, equipped with

- a functor  $\otimes : \mathcal{C} \times \mathcal{C} \rightarrow \mathcal{C}$  such that for any  $n, m \geq 0$ ,  $n \otimes m = n + m$
- an arrow  $\sigma : 2 \rightarrow 2$
- a family of functions  $\text{Tr} : \mathcal{C}(n+1, m+1) \rightarrow \mathcal{C}(n, m)$

satisfying the properties listed below.

Let  $\sigma_{1,0} := \text{id}_1$ ; and for any  $n \geq 0$ , let  $\sigma_{1,n+1} := (\text{id}_n \otimes \sigma) \circ (\sigma_{1,n} \otimes \text{id}_1)$ . Let  $\text{Tr}_0(f) := f$ ; and for any  $j \geq 0$ , let  $\text{Tr}_{j+1} := \text{Tr} \circ \text{Tr}_j$ .

That  $\mathcal{C}$  is a category means that it satisfies the following properties:

- Neutrality of the identity: for any  $n, m$  and  $f : n \rightarrow m$ ,

$$f \circ \text{id}_n = f = \text{id}_m \circ f.$$

- Associativity of composition: for any  $n, m, k, l \geq 0$ ,  $f : n \rightarrow m$ ,  $g : m \rightarrow k$  and  $h : k \rightarrow l$ ,

$$(h \circ g) \circ f = h \circ (g \circ f).$$

That  $\otimes$  is a functor means that it satisfies the following properties:

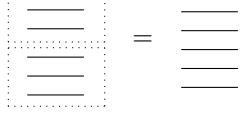
- Preservation of source and target: for any  $n, m, k, l \geq 0$ ,  $f : n \rightarrow m$  and  $g : k \rightarrow l$ ,

$$f \otimes g : n + k \rightarrow m + l.$$



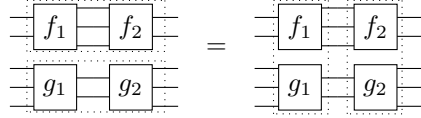
- Preservation of the identity: *for any  $n, m \geq 0$ ,*

$$id_n \otimes id_m = id_{n+m}.$$



- Preservation of composition: *for any  $n, m, m', k, l, l' \geq 0$ ,  $f_1: n \rightarrow m$ ,  $f_2: m \rightarrow m'$ ,  $g_1: k \rightarrow l$  and  $g_2: l \rightarrow l'$ ,*

$$(f_2 \circ f_1) \otimes (g_2 \circ g_1) = (f_2 \otimes g_2) \circ (f_1 \otimes g_1).$$

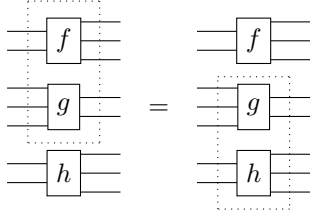


*The additional required properties are:*

Strict monoidal structure:

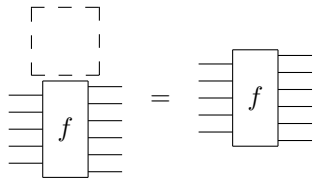
- Naturality of the associator: *for any  $n, n', m, m', k, k'$ ,  $f: n \rightarrow n'$ ,  $g: m \rightarrow m'$  and  $h: k \rightarrow k'$ ,*

$$(f \otimes g) \otimes h = f \otimes (g \otimes h).$$



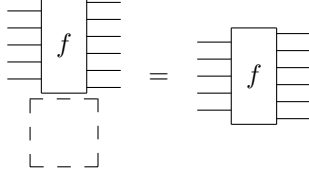
- Naturality of the left unitor: *for any  $n, m \geq 0$  and  $f: n \rightarrow m$ ,*

$$id_0 \otimes f = f.$$



- Naturality of the right unitor: *for any  $n, m \geq 0$  and  $f: n \rightarrow m$ ,*

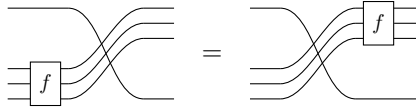
$$f \otimes id_0 = f.$$



Strict symmetric monoidal structure:

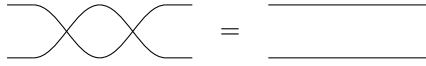
- Naturality of the swap: *for any  $n, m \geq 0$  and  $f: n \rightarrow m$ ,*

$$\sigma_{1,m} \circ (id_1 \otimes f) = (f \otimes id_1) \circ \sigma_{1,n}.$$



- Inverse law:

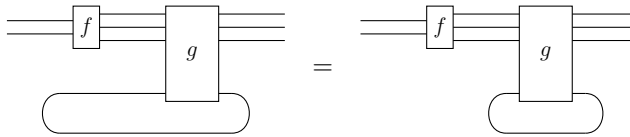
$$\sigma \circ \sigma = id_2.$$



Axioms about the trace:

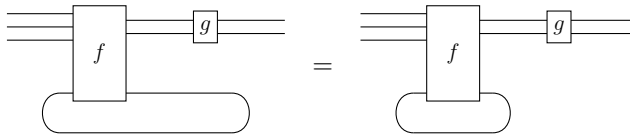
- Naturality in the input: *for any  $n, m, l \geq 0$ ,  $f: l \rightarrow n$  and  $g: n+1 \rightarrow m+1$ ,*

$$Tr(g \circ (f \otimes id_1)) = Tr(g) \circ f.$$



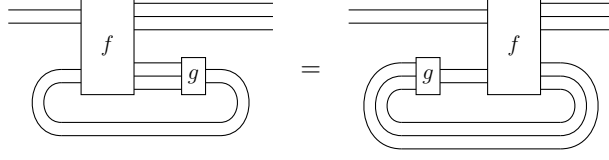
- Naturality in the output: *for any  $n, m, l \geq 0$ ,  $f: n+1 \rightarrow m+1$  and  $g: m \rightarrow l$ ,*

$$Tr((g \otimes id_1) \circ f) = g \circ Tr(f).$$



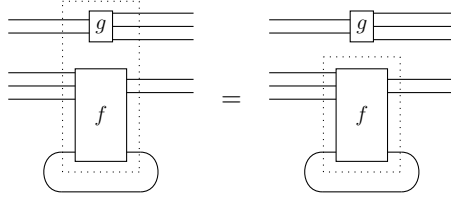
- Dinaturality: for any  $n, m, i, j \geq 0$ ,  $f: n + i \rightarrow m + j$  and  $g: j \rightarrow i$ ,

$$\text{Tr}_i((\text{id}_m \otimes g) \circ f) = \text{Tr}_j(f \circ (\text{id}_n \otimes g)).$$



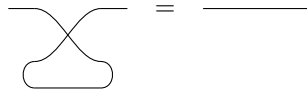
- Superposing: for any  $n, m, l, p \geq 0$ ,  $f: n + 1 \rightarrow m + 1$  and  $g: l \rightarrow p$ ,

$$\text{Tr}(g \otimes f) = g \otimes \text{Tr}(f).$$



- Yanking:

$$\text{Tr}(\sigma) = \text{id}_1.$$



► **Remark 32.** We can define  $\sigma_{0,m} := \text{id}_m$  and for any  $n \geq 0$ ,  $\sigma_{n+1,m} := (\sigma_{n,m} \otimes \text{id}_1) \circ (\text{id}_m \otimes \sigma_{1,m})$ . Then the unit coherence  $\sigma_{n,0} = \text{id}_n$  and the associativity coherence  $(\text{id}_m \otimes \sigma_{n,k}) \circ (\sigma_{n,m} \otimes \text{id}_k) = \sigma_{n,m+k}$  of the multiwire swaps are consequences of the definition of  $\sigma_{n,m}$ . The general inverse law axiom  $\sigma_{n,m} \circ \sigma_{m,n} = \text{id}_{n+m}$  can be deduced easily from its restricted version by induction on  $n$  and  $m$ . The general naturality of the swap,  $\sigma_{n',m'} \circ (f \otimes g) = (g \otimes f) \circ \sigma_{n,m}$  for any  $f: n \rightarrow n'$  and  $g: m \rightarrow m'$ , can be deduced from its restricted version by first iterating it to get a swap with multiple wires on both sides, then using the general inverse law axiom to flip it upside down. The vanishing axioms  $\text{Tr}_0(f) = f$  and  $\text{Tr}_i(\text{Tr}_j(f)) = \text{Tr}_{i+j}(f)$  are consequences of the definition of  $\text{Tr}_j$ . The general yanking axiom  $\text{Tr}_n(\sigma_{n,n}) = \text{id}_n$  can be deduced by induction on  $n$  from its restricted version using a multiwire version of the Yang-Baxter equation (which is a consequence of the naturality of the swap) and the inverse law. The general (that is, with multiwire traces) versions of naturality of the trace in the input, in the output, and of superposing can be deduced by iteration of their respective restricted versions.

► **Definition 33.** A traced weak braided category is a strict monoidal category that is additionally a weak braided monoidal category in the sense of [17] or [30] and a right traced category in the sense of [28]. A PROTWEB is a traced weak braided category whose objects are generated from the monoidal unit and a single object by monoidal product, and identified with the natural integers.

Namely, a *PROTWEB* is a category  $\mathcal{C}$  whose objects are the natural integers, equipped with

- a functor  $\otimes: \mathcal{C} \times \mathcal{C} \rightarrow \mathcal{C}$  such that for any  $n, m \geq 0$ ,  $n \otimes m = n + m$
- an arrow  $\sigma: 2 \rightarrow 2$
- a family of functions  $Tr: \mathcal{C}(n+1, m+1) \rightarrow \mathcal{C}(n, m)$

satisfying the properties listed below.

Let  $\sigma_{1,0} := id_1$ ; for any  $n \geq 0$ , let  $\sigma_{1,n+1} := (id_n \otimes \sigma) \circ (\sigma_{1,n} \otimes id_1)$ ; for any  $m \geq 0$ , let  $\sigma_{0,m} := id_m$ ; and for any  $n \geq 0$ , let  $\sigma_{n+1,m} := (\sigma_{n,m} \otimes id_1) \circ (id_m \otimes \sigma_{1,m})$ . Let  $Tr_0(f) := f$ ; and for any  $j \geq 0$ , let  $Tr_{j+1} := Tr \circ Tr_j$ .

On top of the fact that  $\mathcal{C}$  is a category and that  $\otimes$  is a functor and acts as the addition on objects, the required properties are, using the same names as in Definition 31:

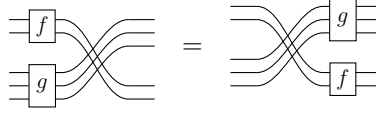
Strict monoidal structure:

- Naturality of the associator
- Naturality of the left unitor
- Naturality of the right unitor

Strict weak braided monoidal structure:

- General naturality of the swap: for any  $n, n', m, m' \geq 0$ ,  $f: n \rightarrow n'$  and  $g: m \rightarrow m'$ ,

$$\sigma_{n'm'} \circ (f \otimes g) = (g \otimes f) \circ \sigma_{nm}.$$



Axioms about the trace:


- Naturality in the input
- Naturality in the output
- Dinaturality
- Superposing

► **Remark 34.** Similarly as in the case of the axioms of a traced PROP, the unit coherence and the two associativity coherences  $(id_m \otimes \sigma_{nk}) \circ (\sigma_{nm} \otimes id_k) = \sigma_{n(m+k)}$  and  $(\sigma_{nk} \otimes id_m) \circ (id_n \otimes \sigma_{mk}) = \sigma_{n(m+k)}$  (which are both needed when  $\sigma$  is not self-inverse) of the multiwire swaps are consequences of the definition of  $\sigma_{nm}$ , the vanishing axioms are consequences of the definition of  $Tr_j$ , and the general versions of naturality of the trace in the input, in the output, and of superposing can be deduced by iteration of their respective restricted versions.

► **Lemma 35.** A category is a traced PROP if and only if it is a PROTWEB and satisfies inverse law and yanking:

$$\sigma \circ \sigma = id_2$$

$$Tr(\sigma) = id_1.$$



**Proof.** This follows directly from comparing the lists of axioms given respectively in Definitions 31 and 33, and from the fact that the general naturality of the swap is a consequence of the axioms of traced PROP.  $\blacktriangleleft$

## B Proofs

### B.1 Semantics

#### B.1.1 Proof of Propositions 5 and 6

We first prove the two propositions without assuming the axioms of traced PROP. At the end we will have to prove that any two diagrams equivalent modulo the axioms of traced PROP have the same path semantics.

Not assuming the axioms of traced PROP implies that for any diagram  $D$ , we are in exactly one of the following cases:

- $D = \boxed{\phantom{x}}, -, \bowtie, \boxed{u}$  or  $\bowtie$
- there exist unique  $D_1$  and  $D_2$  such that  $D = D_2 \circ D_1$
- there exist unique  $D_1$  and  $D_2$  such that  $D = D_1 \otimes D_2$
- there exists a unique  $D'$  such that  $D = Tr(D')$ .

We prove both propositions together by structural induction on  $D$ .

If  $D = \boxed{\phantom{x}}$  then  $\{\rightarrow, \uparrow\} \times [n]$  is empty so both propositions hold.

If  $D$  is a generator then we have  $n = 1$  if  $D = -, \neg$  or  $\boxed{u}$  and  $n = 2$  if  $D = \bowtie$  or  $\bowtie$ , and in any case it is easy to see that both propositions hold.

If  $D = D_2 \circ D_1$ , then for any  $(c, p) \in \{\rightarrow, \uparrow\} \times [n]$ , by induction hypothesis there exist unique  $(c', p') \in \{\rightarrow, \uparrow\} \times [n]$  and  $U \in \mathbb{C}^{q \times q}$  such that  $(D_1, c, p) \xRightarrow{U} (c', p')$ , and again by induction hypothesis there exist unique  $(c'', p'') \in \{\rightarrow, \uparrow\} \times [n]$  and  $V \in \mathbb{C}^{q \times q}$  such that  $(D_2, c', p') \xRightarrow{V} (c'', p'')$ . Therefore, there is exactly one way of meeting the premises of the only rule that can reduce  $(D, c, p)$  and these premises completely determine the conclusion of the rule, so Proposition 5 holds for  $D$ .

Similarly, for any  $(c, p) \in \{\rightarrow, \uparrow\} \times [n]$ , by induction hypothesis there exist unique  $(c', p') \in \{\rightarrow, \uparrow\} \times [n]$  and  $U \in \mathbb{C}^{q \times q}$  such that  $(D_2, c', p') \xRightarrow{U} (c, p)$ , and again by induction hypothesis there exist unique  $(c'', p'') \in \{\rightarrow, \uparrow\} \times [n]$  and  $V \in \mathbb{C}^{q \times q}$  such that  $(D_1, c'', p'') \xRightarrow{V} (c, p)$ . Therefore, there is exactly one way to meet the premises of the only rule that can reduce  $D$  to get a reduction with right-hand side  $(c, p)$ . These premises completely determine the conclusion of the rule, so Proposition 6 holds for  $D$ .

If  $D = D_1 \otimes D_2$  with  $D_1 : n_1 \rightarrow n_1$  and  $D_2 : n - n_1 \rightarrow n - n_2$ , let  $(c, p) \in \{\rightarrow, \uparrow\} \times [n]$ .

If  $p < n_1$ , then by induction hypothesis there exist unique  $(c', p') \in \{\rightarrow, \uparrow\} \times [n_1]$  and  $U \in \mathbb{C}^{q \times q}$  such that  $(D_1, c, p) \xRightarrow{U} (c', p')$ , so that there is exactly one rule that allows us to reduce  $(D, c, p)$  (Rule  $\otimes 1$ ), and exactly one way to meet its premises, so Proposition 5 holds for  $D$ . If  $p \geq n_1$ , then by induction hypothesis there exist unique  $(c', p') \in \{\rightarrow, \uparrow\} \times [n - n_1]$  and  $U \in \mathbb{C}^{q \times q}$  such that  $(D_2, c, p - n_1) \xRightarrow{U} (c', p')$ , so that there is exactly one rule that allows us to reduce  $(D, c, p)$  (Rule  $\otimes 2$ ), and exactly one way to meet its premises, so Proposition 5 holds for  $D$ .

Similarly, if  $p < n_1$ , then by induction hypothesis there exist unique  $(c', p') \in \{\rightarrow, \uparrow\} \times [n_1]$  and  $U \in \mathbb{C}^{q \times q}$  such that  $(D_1, c', p') \xRightarrow{U} (c, p)$ , so that there is exactly one rule that allows us to reduce  $D$  and get  $(c, p)$  (Rule  $\otimes 1$ ), and exactly one way to meet its premises, so Proposition 6 holds for  $D$ . If  $p \geq n_1$ , then by induction hypothesis there exist unique  $(c', p') \in \{\rightarrow, \uparrow\} \times [n - n_1]$  and  $U \in \mathbb{C}^{q \times q}$  such that  $(D_2, c, p - n_1) \xRightarrow{U} (c', p')$ , so that there is exactly one rule that allows us to reduce  $D$  and get  $(c, p)$  (Rule  $\otimes 2$ ), and exactly one way to meet its premises, so Proposition 6 holds for  $D$ .

If  $D = Tr(D')$  with  $D' : n + 1 \rightarrow n + 1$ , then for any  $(c_0, p_0) \in \{\rightarrow, \uparrow\} \times [n]$ , by induction hypothesis of Proposition 5 there exist unique  $(c_1, p_1) \in \{\rightarrow, \uparrow\} \times [n + 1]$  and  $U_0 \in \mathbb{C}^{q \times q}$  such that  $(D', c_0, p_0) \xRightarrow{U_0} (c_1, p_1)$ . If  $p_1 < n$ , then there is exactly one reduction from  $(D, c_0, p_0)$  which comes from applying Rule  $T_0$ , so Proposition 5 holds for  $D$ . If  $p_1 = n$ , then again by induction hypothesis of Proposition 5 there exist unique  $(c_2, p_2) \in \{\rightarrow, \uparrow\} \times [n + 1]$  and  $U_1 \in \mathbb{C}^{q \times q}$  such that  $(D', c_1, n) \xRightarrow{U_1} (c_2, p_2)$ . If  $p_2 < n$ , then there is exactly one reduction from  $(D, c_0, p_0)$ , which comes from applying Rule  $T_1$ , so Proposition 5 holds for  $D$ .

By uniqueness in the induction hypothesis of Proposition 6, since  $(D', c_0, p_0) \xRightarrow{U_0} (c_1, n)$ ,  $(D', c_1, n) \xRightarrow{U_1} (c_2, p_2, U_1)$  and  $(c_0, p_0) \neq (c_1, n)$ , we have  $(c_1, n) \neq (c_2, p_2)$ , so that if  $p_2 = n$  then  $c_2 = \bar{c}_1$ . In this case, again by induction hypothesis of Proposition 5, there exist unique  $(c_3, p_3) \in \{\rightarrow, \uparrow\} \times [n + 1]$  and  $U_2 \in \mathbb{C}^{q \times q}$  such that  $(D', \bar{c}_1, n) \xRightarrow{U_2} (c_3, p_3)$ . Again by uniqueness in the induction hypothesis of Proposition 6, since  $(D', c_0, p_0) \xRightarrow{U_0} (c_1, n)$  and  $(c_0, p_0) \neq (\bar{c}_1, n)$  we have  $(c_3, p_3) \neq (c_1, n)$ , and since  $(D', c_1, n) \xRightarrow{U_1} (\bar{c}_1, n)$  and  $(c_1, n) \neq (\bar{c}_1, n)$  we have  $(c_3, p_3) \neq (\bar{c}_1, n)$ . Therefore, we cannot have  $p_3 = n$ , so  $p_3 < n$  and then there is exactly one reduction from  $(D, c_0, p_0)$ , which comes from applying Rule  $T_2$ . So Proposition 5 holds for  $D$ .

Similarly, by induction hypothesis of Proposition 6 there exist unique  $(c_1, p_1) \in \{\rightarrow, \uparrow\} \times [n + 1]$  and  $U_0 \in \mathbb{C}^{q \times q}$  such that  $(D', c_1, p_1) \xRightarrow{U_0} (c_0, p_0)$ . If  $p_1 < n$ , then there is exactly one reduction from  $D$  with right-hand side  $(c_0, p_0)$ , which comes from applying Rule  $T_0$ . So Proposition 6 holds for  $D$ . If  $p_1 = n$ , then again by induction hypothesis of Proposition 6 there exist unique  $(c_2, p_2) \in \{\rightarrow, \uparrow\} \times [n + 1]$  and  $U_1 \in \mathbb{C}^{q \times q}$  such that  $(D', c_2, p_2) \xRightarrow{U_1} (c_1, n)$ . If  $p_2 < n$ , then there is exactly one reduction from  $D$  with right-hand side  $(c_0, p_0)$ , which comes from applying Rule  $T_1$ . So Proposition 6 holds for  $D$ .

By uniqueness in the induction hypothesis of Proposition 5, since  $(D', c_1, n) \xRightarrow{U_0} (c_0, p_0)$ ,  $(D', c_2, p_2) \xRightarrow{U_1} (c_1, n)$  and  $(c_1, n) \neq (c_0, p_0)$ , we have  $(c_1, n) \neq (c_2, p_2)$ , so that if  $p_2 = n$  then  $c_2 = \bar{c}_1$ . In this case, again by induction hypothesis of Proposition 6, there exist unique  $(c_3, p_3) \in \{\rightarrow, \uparrow\} \times [n + 1]$  and  $U_2 \in \mathbb{C}^{q \times q}$  such that  $(D', c_3, p_3) \xRightarrow{U_2} (\bar{c}_1, n)$ . Again by uniqueness in the induction hypothesis of Proposition 5, since  $(D', c_1, n) \xRightarrow{U_0} (c_0, p_0)$  and  $(c_0, p_0) \neq (\bar{c}_1, n)$  we have  $(c_3, p_3) \neq (c_1, n)$ , and since  $(D', \bar{c}_1, n) \xRightarrow{U_1} (c_1, n)$  and  $(c_1, n) \neq (\bar{c}_1, n)$  we have  $(c_3, p_3) \neq (\bar{c}_1, n)$ . Therefore, we cannot have  $p_3 = n$ , so  $p_3 < n$  and then there is exactly one reduction from  $D$  with right-hand side  $(c_0, p_0)$ , which comes from applying Rule  $T_2$ . So Proposition 6 holds for  $D$ .

To finish proving the result, we have to check that two diagrams equivalent modulo the axioms of traced PROP have the same path semantics. To do this, it suffices to check for each of the axioms given in Figure 4 that both sides have the same operational semantics, which is straightforward.

### B.1.2 Proof of Proposition 10 and Theorem 11

We first prove the following three lemmas:

► **Lemma 36.** *Let  $n \geq 0$  and  $f \in \mathcal{SLP}_{n+1}$ , and let  $\tau$  be the permutation and  $U_{c,p}$  the family of matrices, such that  $f = |c, p, y\rangle \mapsto |\tau(c, p)\rangle \otimes U_{c,p} |y\rangle$ . For any  $(c, p, y) \in \{\rightarrow, \uparrow\} \times [n] \times [q]$ , the series  $\sum_{k \in \mathbb{N}} \pi_1 \circ (f \circ \pi_0)^k \circ f \circ \iota(|c, p, y\rangle)$  has at most one nonzero term (exactly one if  $f$  is injective), of index  $k_1 - 1$ , where  $k_1$  is the smallest  $k \geq 1$  such that  $\tau^k(c, p) \in \{\rightarrow, \uparrow\} \times [n]$ , or equivalently, the smallest  $k \geq 1$  such that  $f^k(|c, p, y\rangle) \in \mathcal{H}_n$ . Moreover, we have  $k_1 \geq 3$ .*

► **Lemma 37.** *For any  $n \geq 0$  and  $f \in \mathcal{SLP}_{n+1}$ ,  $\mathcal{T}(f)$  is well-defined and  $\mathcal{T}(f) \in \mathcal{SLP}_n$ .*

► **Lemma 38.** *Let  $n \geq 0$  and  $f \in \mathcal{SLP}_{n+1}$ . Let  $\tau$  be the permutation and  $U_{c,p}$  the family of matrices, such that  $f = |c, p, y\rangle \mapsto |\tau(c, p)\rangle \otimes U_{c,p} |y\rangle$ . For any  $(c, p, y) \in \{\rightarrow, \uparrow\} \times [n] \times [q]$ , we have  $\mathcal{T}(f)(|c, p, y\rangle) = |\tau^{k_1}(c, p)\rangle \otimes U_{\tau^{k_1-1}(c,p)} \cdots U_{c,p} |y\rangle$ , where  $k_1$  is the smallest  $k \geq 1$  such that  $\tau^k(c, p) \in \{\rightarrow, \uparrow\} \times [n]$ .*

**Proof of Lemmas 36 and 38.** Let  $(c, p, y) \in \{\rightarrow, \uparrow\} \times [n] \times [q]$  and let  $k_1$  be the smallest  $k \geq 1$  such that  $\tau^k(c, p) \in \{\rightarrow, \uparrow\} \times [n]$ . Since the sequence  $(\tau^k(c, p))_{k \in \mathbb{N}}$  is periodic and  $\tau^0(c, p) = (c, p) \in \{\rightarrow, \uparrow\} \times [n]$ ,  $k_1$  exists. Since  $\tau$  is injective, if there were  $1 \leq k' < k'' \leq k_1$  such that  $\tau^{k'}(c, p) = \tau^{k''}(c, p)$ , this would mean that  $\tau^{k''-k'}(c, p) = (c, p) \in \{\rightarrow, \uparrow\} \times [n]$ , with  $1 \leq k'' - k' < k_1$ , which contradicts the definition of  $k_1$ . Therefore, the couples  $\tau(c, p), \tau^2(c, p), \dots, \tau^{k_1-1}(c, p)$  are all different. By definition of  $k_1$ , these couples are all in the set  $\{\rightarrow, \uparrow\} \times \{n\}$ , which has only two elements, so that  $k_1 \leq 3$ .

Let us prove by finite induction that for every  $k \in \{0, \dots, k_1 - 1\}$ , we have  $(f \circ \pi_0)^k \circ f \circ \iota(|c, p, y\rangle) = f^{k+1}(|c, p, y\rangle)$ . This is obviously true for  $k = 0$ , and assuming that this is true for some  $0 \leq k < k_1 - 1$ , we have  $(f \circ \pi_0)^{k+1} \circ f \circ \iota(|c, p, y\rangle) = f(\pi_0((f \circ \pi_0)^k \circ f \circ \iota(|c, p, y\rangle))) = f(\pi_0(f^{k+1}(|c, p, y\rangle)))$ , and by definition of  $k_1$ , we have  $f^{k+1}(|c, p, y\rangle) \in \{\rightarrow, \uparrow\} \times \{n\}$  so that  $\pi_0(f^{k+1}(|c, p, y\rangle)) = f^{k+1}(|c, p, y\rangle)$ , and consequently  $(f \circ \pi_0)^{k+1} \circ f \circ \iota_j(|c, p, y\rangle) = f^{k+2}(|c, p, y\rangle)$ . This finishes the induction.

Additionally, for any  $k \in \mathbb{N}$ , we have  $f^k(|c, p, y\rangle) = |\tau^k(c, p)\rangle \otimes U_{\tau^{k-1}(c,p)} \cdots U_{c,p} |y\rangle$ .

For any  $k < k_1 - 1$ , by definition of  $k_1$ , we have  $\tau^{k+1}(c, p) \in \{\rightarrow, \uparrow\} \times \{n\}$  so that  $\pi_1(f^{k+1}(|c, p, y\rangle)) = 0$ , that is, the term of index  $k$  of the series is zero.

We have  $\tau^{k_1}(c, p) \in \{\rightarrow, \uparrow\} \times [n]$ , so that the term of index  $k_1 - 1$  of the series is not zero unless  $U_{\tau^{k_1-1}(c,p)} \cdots U_{c,p} |y\rangle = 0$ , and this term is equal to  $\pi_1(f^{k_1}(|c, p, y\rangle)) = |\tau^{k_1}(c, p)\rangle \otimes U_{\tau^{k_1-1}(c,p)} \cdots U_{c,p} |y\rangle$ .

For any  $k \geq k_1$ , we have  $(f \circ \pi_0)^k \circ f \circ \iota(|c, p, y\rangle) = (f \circ \pi_0)^{k-k_1} \circ f(\pi_0(f^{k_1}(|c, p, y\rangle)))$ , and since  $\tau^{k_1}(c, p) \in \{\rightarrow, \uparrow\} \times [n]$ , we have  $\pi_0(f^{k_1}(|c, p, y\rangle)) = 0$ , so that the term of index  $k$  of the series is zero. ◀

**Proof of Lemma 37.** Well-definedness is a direct consequence of Lemma 38. Given  $f \in \mathcal{SLP}_{n+1}$ , by Lemma 38 there exist a family of matrices  $V_{c,p}$  such that  $\mathcal{T}(f) = |c, p, y\rangle \mapsto |\tau^*(c, p)\rangle \otimes V_{c,p} |y\rangle$ , where  $\tau^* : \{\rightarrow, \uparrow\} \times [n] \rightarrow \{\rightarrow, \uparrow\} \times [n] :: (c, p) \mapsto \tau^{k_1}(c, p)$  with  $k_1$  the smallest  $k \geq 1$  such that  $\tau^k(c, p) \in \{\rightarrow, \uparrow\} \times [n]$ . What we have to prove is that  $\tau^*$  is a permutation, that is, that it is a bijection.

We claim that this is the case and that its inverse is  $(\tau^{-1})^* : \{\rightarrow, \uparrow\} \times [n] \rightarrow \{\rightarrow, \uparrow\} \times [n] :: (c, p) \mapsto (\tau^{-1})^{k_2}(c, p)$  with  $k_2$  the smallest  $k \geq 1$  such that  $(\tau^{-1})^k(c, p) \in \{\rightarrow, \uparrow\} \times [n]$ .

Indeed, let  $(c, p) \in \{\rightarrow, \uparrow\} \times [n]$  and  $k_1$  be the smallest  $k \geq 1$  such that  $\tau^k(c, p) \in \{\rightarrow, \uparrow\} \times [n]$ . Then for any  $k \in \{1, \dots, k_1 - 1\}$ , we have  $(\tau^{-1})^k(\tau^*(c, p)) = (\tau^{-1})^k(\tau^{k_1}(c, p)) = \tau^{k_1-k}(c, p)$ , which, by definition of  $k_1$ , is not in  $\{\rightarrow, \uparrow\} \times [n]$  because  $1 \leq k_1 - k < k_1$ . We also have  $(\tau^{-1})^{k_1}(\tau^*(c, p)) = (\tau^{-1})^{k_1}(\tau^{k_1}(c, p)) = (c, p)$ , which is in  $\{\rightarrow, \uparrow\} \times [n]$ . Therefore,



the smallest  $k \geq 1$  such that  $(\tau^{-1})^k(\tau^*(c, p)) \in \{\rightarrow, \uparrow\} \times [n]$  is  $k_1$ , so that  $(\tau^{-1})^*(\tau^*(c, p)) = (\tau^{-1})^{k_1}(\tau^{k_1}(c, p)) = (c, p)$ . This proves that  $(\tau^{-1})^* \circ \tau^* = id$ . We can prove in the same way that  $\tau^* \circ (\tau^{-1})^* = id$ , which proves our claim.  $\blacktriangleleft$

### B.1.2.1 Proof of Proposition 10

First, we do not assume the axioms of traced PROP and we prove by structural induction that for any diagram  $D : n \rightarrow n$ ,  $\llbracket D \rrbracket$  is well-defined and in  $\mathcal{SLP}_n$ .

If  $D = \boxed{\phantom{x}}, -, \neg, \bigcirc, \bowtie$  or  $\bigcirc$ , then this is a direct consequence of the definition of  $\llbracket \cdot \rrbracket$ .

If  $D = D_2 \circ D_1$ , then by induction hypothesis,  $\llbracket D_1 \rrbracket$  and  $\llbracket D_2 \rrbracket$  are well-defined and in  $\mathcal{SLP}_n$ . By definition we have  $\llbracket D \rrbracket = \llbracket D_2 \rrbracket \circ \llbracket D_1 \rrbracket$ , and it is easy to see that  $\mathcal{SLP}_n$  is closed under composition.

If  $D = D_1 \otimes D_2$ , with  $D_1 : n_1 \rightarrow n_1$ , then  $D_2 : n - n_1 \rightarrow n - n_1$  and by induction hypothesis,  $\llbracket D_1 \rrbracket$  and  $\llbracket D_2 \rrbracket$  are well-defined and we have  $\llbracket D_1 \rrbracket \in \mathcal{SLP}_{n_1}$  and  $\llbracket D_2 \rrbracket \in \mathcal{SLP}_{n-n_1}$ . It is easy to see that for any  $f \in \mathcal{SLP}_m$  and  $g \in \mathcal{SLP}_k$  we have  $f \boxplus g \in \mathcal{SLP}_{m+k}$ , so that  $\llbracket D \rrbracket := \llbracket D_1 \rrbracket \boxplus \llbracket D_2 \rrbracket \in \mathcal{SLP}_n$ .

If  $D = Tr(D')$ , then by induction hypothesis,  $\llbracket D' \rrbracket$  is well-defined and in  $\mathcal{SLP}_{n+1}$ . By Lemma 37 this implies that,  $\llbracket D \rrbracket := \mathcal{T}(\llbracket D' \rrbracket)$  is well-defined and in  $\mathcal{SLP}_n$ .

The last thing to prove is (still not assuming the axioms of traced PROP) that two diagrams that are equivalent modulo the axioms of traced PROP have the same denotational semantics. For this it suffices to remark that the proof of Theorem 11 does not need to assume the axioms of traced PROP, so Theorem 11 still holds if we do not assume them. Then, since two diagrams equivalent modulo these axioms have the same path semantics (see Appendix B.1.1), that is, the same permutation  $\tau_D$  and matrices  $[D]_{c,p}$ , by (11) they have the same denotational semantics.

### B.1.2.2 Proof of Theorem 11

We proceed by structural induction on  $D$ .

- If  $D = -$ , then we have  $\tau_D = id$ ,  $[D]_{c,p} = I_q$  for every  $c, p$ , and  $\llbracket D \rrbracket = |c, 0, x\rangle \mapsto |c, 0, x\rangle$ , so the result holds.
- If  $D = \neg$ , then we have  $\tau_D = \begin{matrix} (\rightarrow, p) \mapsto (\uparrow, p) \\ (\uparrow, p) \mapsto (\rightarrow, p) \end{matrix}$ ,  $[D]_{c,p} = I_q$  for every  $c, p$ , and  $\llbracket D \rrbracket = \begin{matrix} |\rightarrow, p, y\rangle \mapsto |\uparrow, p, y\rangle \\ |\uparrow, p, y\rangle \mapsto |\rightarrow, p, y\rangle \end{matrix}$ , so the result holds.
- If  $D = \bigcirc$ , then we have  $\tau_D = (c, p) \mapsto (c, 1 - p)$ ,  $[D]_{c,p} = I_q$  for every  $c, p$ , and  $\llbracket D \rrbracket = |c, p, y\rangle \mapsto |c, 1 - p, y\rangle$ , so the result holds.
- If  $D = \bowtie$ , then we have  $\tau_D = \begin{matrix} (\rightarrow, p) \mapsto (\rightarrow, p) \\ (\uparrow, p) \mapsto (\uparrow, 1 - p) \end{matrix}$ ,  $[D]_{c,p} = I_q$  for every  $c, p$ , and  $\llbracket D \rrbracket = \begin{matrix} |\rightarrow, p, y\rangle \mapsto |\rightarrow, p, y\rangle \\ |\uparrow, p, y\rangle \mapsto |\uparrow, 1 - p, y\rangle \end{matrix}$ , so the result holds.
- If  $D = \boxed{U}$ , then we have  $\tau_D = id$ ,  $[D]_{c,p} = U$  for every  $c, p$ , and  $\llbracket D \rrbracket = |c, p, y\rangle \mapsto |c, p\rangle \otimes U|y\rangle$ , so the result holds.
- If  $D = D_2 \circ D_1$ , then on the one hand, for any  $(c, p) \in \{\rightarrow, \uparrow\} \times [n]$ , we have  $(D_1, c, p) \xrightarrow{[D_1]_{c,p}} \tau_{D_1}(c, p)$  and  $(D_2, \tau_{D_1}(c, p)) \xrightarrow{[D_2]_{\tau_{D_1}(c,p)}} \tau_{D_2}(\tau_{D_1}(c, p))$ , so by Rule  $(\circ)$  we have  $(D, c, p) \xrightarrow{[D]_{c,p}} \tau_D(\tau_{D_1}(c, p))$ , so that  $\tau_D = \tau_{D_2} \circ \tau_{D_1}$  and  $[D]_{c,p} = [D_2]_{\tau_{D_1}(c,p)} [D_1]_{c,p}$ . On the other hand, by induction hypothesis, we have  $\llbracket D_1 \rrbracket =$

$|c, p, y\rangle \mapsto |\tau_{D_1}(c, p)\rangle \otimes [D_1]_{c,p} |y\rangle$  and  $\llbracket D_2 \rrbracket = |c, p, y\rangle \mapsto |\tau_{D_2}(c, p)\rangle \otimes [D_2]_{c,p} |y\rangle$ . Therefore, for any  $(c, p, y) \in \{\rightarrow, \uparrow\} \times [n] \times [q]$  we have  $\llbracket D \rrbracket(|c, p, y\rangle) = \llbracket D_2 \rrbracket(\llbracket D_1 \rrbracket(|c, p, y\rangle)) = \llbracket D_2 \rrbracket(|\tau_{D_1}(c, p)\rangle \otimes [D_1]_{c,p} |y\rangle) = |\tau_{D_2}(\tau_{D_1}(c, p))\rangle \otimes [D_2]_{\tau_{D_1}(c,p)} [D_1]_{c,p} |y\rangle$ . So the result holds for  $D$ .

- If  $D = D_1 \otimes D_2$  with  $D_1 : n_1 \rightarrow n_1$ , then on the one hand, we have
$$\tau_D = (c, p) \mapsto \begin{cases} \tau_{D_1}(c, p) & \text{if } p < n_1 \\ (c', p' + n_1) & \text{if } p \geq n_1, \text{ where } (c', p') = \tau_{D_2}(c, p - n_1) \end{cases} \text{ and for any } (c, p) \in \{\rightarrow, \uparrow\} \times [n] \text{ we have } [D]_{c,p} = \begin{cases} [D_1]_{c,p} & \text{if } p < n_1 \\ [D_2]_{c,p-n_1} & \text{if } p \geq n_1 \end{cases}.$$
On the other hand, by induction hypothesis, we have  $\llbracket D_1 \rrbracket = |c, p, y\rangle \mapsto |\tau_{D_1}(c, p)\rangle \otimes U_{c,p} |y\rangle$  and  $\llbracket D_2 \rrbracket = |c, p, y\rangle \mapsto |\tau_{D_2}(c, p)\rangle \otimes [D_2]_{c,p} |y\rangle$ , so that  $\llbracket D \rrbracket = \llbracket D_1 \rrbracket \boxplus \llbracket D_2 \rrbracket = |c, p, y\rangle \mapsto \begin{cases} |\tau_{D_1}(c, p)\rangle \otimes [D_1]_{c,p} |y\rangle & \text{if } p < n_1 \\ |c', p' + n_1\rangle \otimes [D_2]_{c,p-n_1} |y\rangle & \text{if } p \geq n_1 \end{cases}$  where  $(c', p') = \tau_{D_2}(c, p - n_1)$ . So the result holds for  $D$ .
- If  $D = \text{Tr}(D')$ , let  $(c, p, y) \in \{\rightarrow, \uparrow\} \times [n] \times [q]$ , and let  $k_1$  be the smallest  $k \geq 1$  such that  $\tau_{D'}^k(c, p) \in \{\rightarrow, \uparrow\} \times [n]$ . On the one hand, if we write  $\tau_{D'}^k(c, p)$  as  $(c_k, p_k)$ , then for all  $i \in \{0, \dots, k_1 - 1\}$  we have  $(D', c_i, p_i) \xrightarrow{[D']_{c_i, p_i}} (c_{i+1}, p_{i+1})$ , and by definition of  $k_1$ , we have  $\tau_{D'}^{i+1}(c, p) \notin \{\rightarrow, \uparrow\} \times [n]$ , that is,  $p_{i+1} = n$ , if and only if  $i < k_1$ . Therefore, by Rule  $(T_{k_1})$ , we have  $(\text{Tr}(D'), c, p) \xrightarrow{[D']_{\tau_{D'}^{k_1-1}(c,p)} \cdots [D']_{c,p}} (\tau_{D'}(c, p))$ . On the other hand, by induction hypothesis we have  $\llbracket D' \rrbracket = |c, p, y\rangle \mapsto |\tau_{D'}(c, p)\rangle \otimes [D']_{c,p} |y\rangle$ . By Lemma 38, this implies that  $\llbracket D \rrbracket(|c, p, y\rangle) = \mathcal{T}(\llbracket D' \rrbracket)(|c, p, y\rangle) = |\tau_{D'}^{k_1}(c, p)\rangle \otimes [D']_{\tau_{D'}^{k_1-1}(c,p)} \cdots [D']_{c,p} |y\rangle$ . So the result holds for  $D$ .

## B.2 Equational theory – PBS-calculus

### B.2.1 Proof of Proposition 15

► **Definition 39.** A congruence is an equivalence relation  $\mathcal{R}$  on the set of diagrams such that if  $D_1 \mathcal{R} D'_1$  and  $D_2 \mathcal{R} D'_2$  then  $(D_2 \circ D_1) \mathcal{R} (D'_2 \circ D'_1)$  and  $(D_1 \otimes D_2) \mathcal{R} (D'_1 \otimes D'_2)$ , and if  $D \mathcal{R} D'$  then  $\text{Tr}(D) \mathcal{R} \text{Tr}(D')$ .

Let  $\sim$  be the relation such that  $D_1 \sim D_2$  if and only if  $\llbracket D_1 \rrbracket = \llbracket D_2 \rrbracket$  and  $\approx$  be the relation such that  $D_1 \approx D_2$  if and only if  $\text{PBS} \vdash D_1 = D_2$ . By definition,  $\approx$  is the smallest congruence preserving Equations (1) to (10). It is clear that  $\sim$  is a congruence, so it suffices to prove that it preserves Equations (1) to (10) too. This can be done easily by using the graphical way to compute the denotational semantics provided by Theorem 11.

### B.2.2 Normal forms

#### B.2.2.1 Proof of Lemma 19

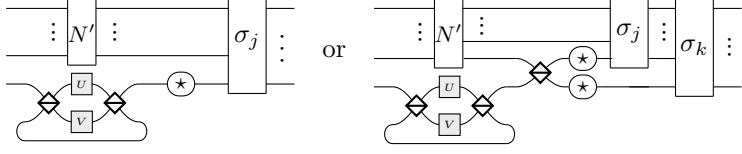
We have to show the following result:

► **Lemma 40.** For any diagram  $N : n \rightarrow n$  in normal form and any diagram  $g$  of the form  $(-^{\otimes i}) \otimes h \otimes (-^{\otimes n-i-1})$  with  $h = -, \neg, \oplus$  or  $E(U, V)$ , or  $(-^{\otimes i}) \otimes h \otimes (-^{\otimes n-i-2})$  with  $h = \bowtie$  or  $\boxtimes$ , there exists  $N'$  in normal form such that  $\text{PBS} \vdash g \circ N = N'$ .

We proceed by induction on  $n$ .

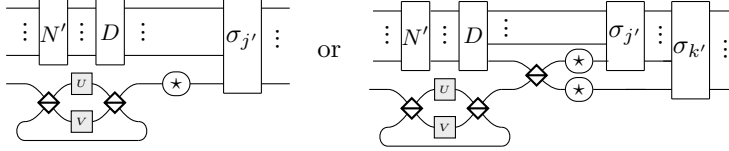
If  $n = 0$ , then there is no such  $g$  so the result trivially holds.

If  $n \geq 1$ , we write  $N$  in the form



We call these two forms type A and B respectively.

By induction hypothesis we only have to prove that  $g \circ N$  can be put in the form



for some diagram  $D : n-1 \rightarrow n-1$  built using  $\square$ ,  $-$ ,  $\neg$ ,  $\otimes$ ,  $\bowtie$ ,  $\boxtimes$ ,  $E(U', V')$ ,  $\circ$  and  $\otimes$ .

To prove this, we proceed by case distinction:

- If  $h = -$ , then  $g \circ N = N$ , so there is nothing to do.
- If  $h = \neg$ , then we slide it through  $\sigma_j$  ( $\sigma_k$  and  $\sigma_j$  if  $N$  is of type B),
  - if it does not arrive on the last wire if  $N$  is of type A, or one of the last two wires if  $N$  is of type B, then we get the desired form with  $D = (-^{\otimes i'}) \otimes \neg \otimes (-^{\otimes n-i'-2})$
  - if it arrives on the last wire (resp. on one of the last two wires), then it merges with the  $\neg \otimes$  on its wire and changes its value: if  $\neg \otimes$  is  $-$  then  $h$  simply takes its place, and if  $\neg \otimes$  is  $\neg$  then the two negations cancel by the following equation, which is proved in Appendix D to be a consequence of the axioms of the PBS-calculus:

$$\neg \otimes \neg = - \quad (11)$$

- If  $h = E(U', V')$ , then we slide it through  $\sigma_j$  ( $\sigma_k$  and  $\sigma_j$  if  $N$  is of type B),
  - if it does not arrive on the last wire if  $N$  is of type A, or one of the last two wires if  $N$  is of type B, then we get the desired form with  $D = (-^{\otimes i'}) \otimes h \otimes (-^{\otimes n-i'-2})$
  - if it arrives on the last wire (resp. on one of the last two wires), then it commutes with the  $\neg \otimes$  on its wire, trivially if  $\neg \otimes$  is  $-$ , and by the following equation, that we prove below to be a consequence of the axioms of the PBS-calculus, if  $\neg \otimes$  is  $\neg$ :<sup>3</sup>

$$\neg \otimes \begin{array}{|c|} \hline U \\ \hline V \\ \hline \end{array} \otimes \star = \begin{array}{|c|} \hline V \\ \hline U \\ \hline \end{array} \otimes \star \otimes \neg \quad (12)$$

then, if  $N$  is of type B, it passes through the beam splitter by one of the following two equations:

$$\begin{array}{|c|} \hline U \\ \hline V \\ \hline \end{array} \otimes \bowtie = \begin{array}{|c|} \hline U \\ \hline I \\ \hline \end{array} \otimes \bowtie = \begin{array}{|c|} \hline I \\ \hline V \\ \hline \end{array} \otimes \bowtie \quad (13)$$

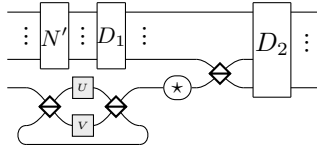
<sup>3</sup> In the equations,  $U, V, U'$  and  $V'$  stand for generic matrices, not necessarily related to the context.

$$(14)$$

finally, the top part becomes part of  $D$ , and the bottom part merges with the  $E(U, V)$  from  $N$  by the following equation:

$$(15)$$

- If  $h = \bowtie$ , then by manipulating the wires according to the axioms of traced PROP, we can write  $g \circ N$  in one of the desired forms, with  $D$  being a permutation of the wires (that is, a composition of tensor products of  $\bowtie$  and  $-$ ).
- If  $h = \bowtie$  then we look at the indices  $i_1$  and  $i_2$  of the wires to which  $h$  is connected on the other side of  $\sigma_j$  (on the other side of  $\sigma_k \circ (\sigma_j \otimes -)$  if  $N$  is of type B). The wire  $i_1$  is connected to the top wire of  $h$  and the wire  $i_2$  to the bottom wire of  $h$ .
  - If  $i_1, i_2 < n - 1$  in the case of type A ( $i_1, i_2 < n - 2$  in the case of type B), then  $i_2 = i_1 + 1$  and we can slide the beam splitter across  $\sigma_j$  ( $\sigma_k$  and  $\sigma_j$  in the case of type B) to put  $N$  in the desired form with  $D = (-^{\otimes i'}) \otimes h \otimes (-^{\otimes n-i'-3})$ .
  - If  $N$  is of type A and  $i_2 = n - 1$ , then by manipulating the wires we can write  $g \circ N$  in the form



where  $D_1$  and  $D_2$  are permutations of the wires. Then, if  $-(*)$  is  $-(\neg)$ , we apply the following equation:

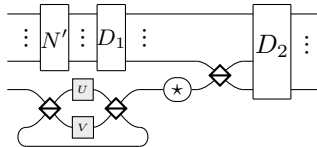
$$(16)$$

and the  $-(\neg)$  on the left is composed with  $D_1$  to give us  $D$ . Finally, we get the desired form by manipulation of the wires.

- If  $N$  is of type A and  $i_1 = n - 1$ , then by manipulating the wires, and applying once the following equation :

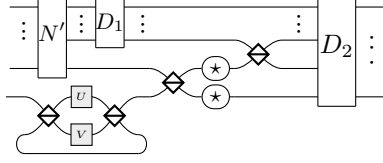
$$(17)$$

we can write  $g \circ N$  in the form



where  $D_1$  and  $D_2$  are permutations of the wires. Then we proceed as in the previous case.

- If  $N$  is of type B,  $i_1 < n - 2$  and  $i_2 = n - 2$ , then by manipulating the wires we can write  $g \circ N$  in the form



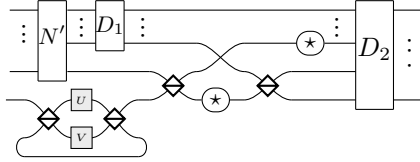
where  $D_1$  and  $D_2$  are permutations of the wires. Then, according to the  $-(\star)-$  between the two beam splitters, we use one of the following two equations:

$$(18)$$

$$(19)$$

Immediately in the second case, or after a few manipulation of wires in the first case, we get the desired form.

- If  $N$  is of type B,  $i_2 < n - 2$  and  $i_1 = n - 2$ , then by manipulating the wires and using once Equation (17), we can write  $g \circ N$  in the same form as in the previous case. Then we proceed in the same way.
- If  $N$  is of type B,  $i_1 < n - 2$  and  $i_2 = n - 1$ , then by manipulating the wires we can write  $g \circ N$  in the form



where  $D_1$  and  $D_2$  are permutations of the wires. Then if the  $-(\star)-$  between the two beam splitters is  $-$ , then we apply the following equation:

$$(20)$$

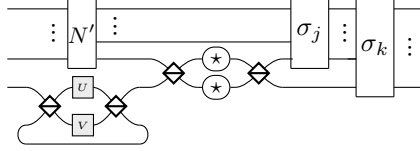
if the  $-(\star)-$  between the two beam splitters is  $-(\neg)-$ , then we proceed as follows:

$$(16)$$

$$(20)$$

which gives us the desired form after some manipulation of wires.

- If  $N$  is of type B,  $i_2 < n - 2$  and  $i_1 = n - 1$ , then by manipulating the wires and applying Equation (17) we write  $g \circ N$  in the same form as in the previous case, and we proceed in the same way.
- If  $N$  is of type B,  $i_1 = n - 2$  and  $i_2 = n - 1$ , then by manipulating the wires, we can write  $g \circ N$  in the following form:



then we apply one of the following equations:

$$\begin{array}{c} \text{Diagram: Two horizontal wires crossing twice, with diamond nodes at each crossing.} \end{array} = \begin{array}{c} \text{Diagram: Two parallel horizontal wires.} \end{array} \quad (8)$$

$$\begin{array}{c} \text{Diagram: Two horizontal wires crossing twice, with diamond nodes at each crossing. The top wire has a circle with a minus sign above the first crossing, and the bottom wire has a circle with a minus sign below the second crossing.} \end{array} = \begin{array}{c} \text{Diagram: Two horizontal wires crossing once, with a diamond node at the crossing. The top wire has a circle with a minus sign above the crossing, and the bottom wire has a circle with a minus sign below the crossing.} \end{array} \quad (10)$$

$$\begin{array}{c} \text{Diagram: Two horizontal wires crossing twice, with diamond nodes at each crossing. The top wire has a circle with a minus sign above the first crossing, and the bottom wire has a circle with a minus sign below the second crossing.} \end{array} = \begin{array}{c} \text{Diagram: Two horizontal wires crossing once, with a diamond node at the crossing. The top wire has a circle with a minus sign above the crossing, and the bottom wire has a circle with a minus sign below the crossing.} \end{array} \quad (21)$$

$$\begin{array}{c} \text{Diagram: Two horizontal wires crossing twice, with diamond nodes at each crossing. The top wire has a circle with a minus sign above the first crossing, and the bottom wire has a circle with a minus sign below the second crossing.} \end{array} = \begin{array}{c} \text{Diagram: Two horizontal wires crossing once, with a diamond node at the crossing. The top wire has a circle with a minus sign above the crossing, and the bottom wire has a circle with a minus sign below the crossing.} \end{array} \quad (22)$$

In the four cases, this gives us the desired form, after a few manipulation of wires if necessary.

- If  $N$  is of type B,  $i_1 = n - 1$  and  $i_2 = n - 2$ , then by manipulating the wires and applying Equation (17) once, we can write  $g \circ N$  in the same form as in the previous case and proceed in the same way. This finishes the case distinction.

It remains to prove Equations (12) to (22).

To prove Equation (17), we have, by Equation (5):

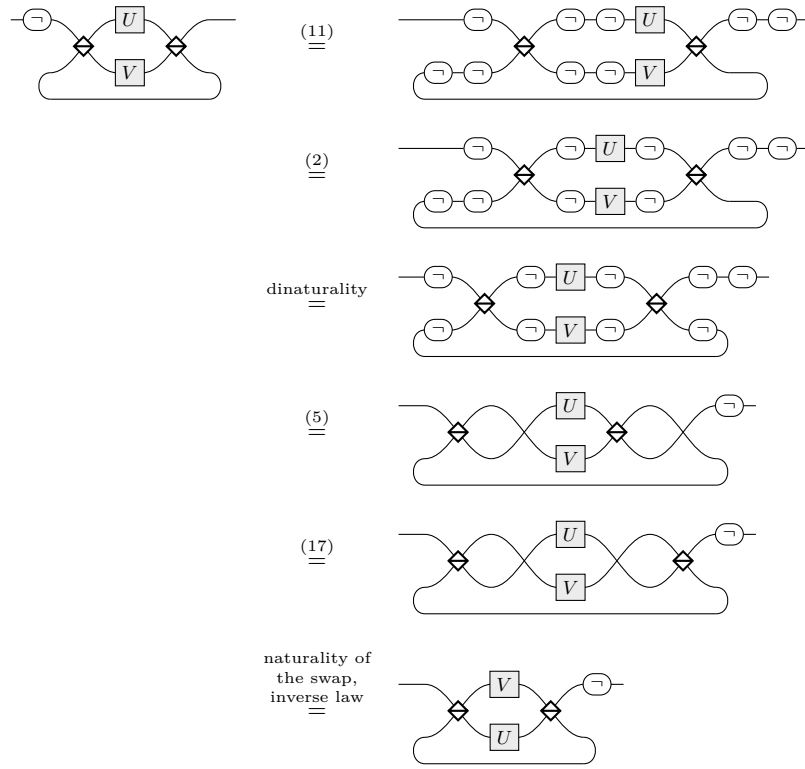
$$\begin{array}{c} \text{Diagram: A sequence of operations involving wires, diamond nodes, and circles with minus signs. A dashed box encloses a portion of the sequence.} \end{array} = \begin{array}{c} \text{Diagram: A sequence of operations involving wires, diamond nodes, and circles with minus signs. A dashed box encloses a portion of the sequence.} \end{array}$$

by Equations (11) and (8), and inverse law, this implies that

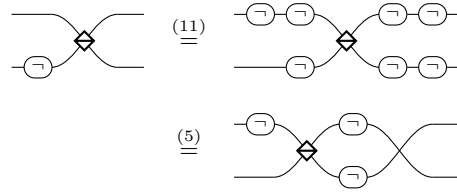
$$\begin{array}{c} \text{Diagram: Two horizontal wires crossing twice, with diamond nodes at each crossing.} \end{array} = \begin{array}{c} \text{Diagram: Two horizontal wires crossing once, with a diamond node at the crossing.} \end{array}$$

which, together with Equation (5), implies Equation (17).

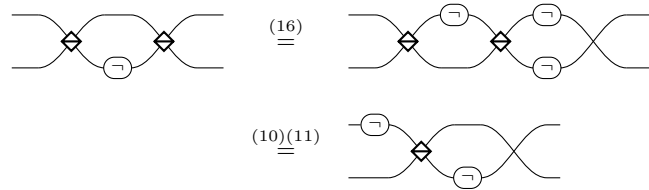
To prove Equation (12), we have:



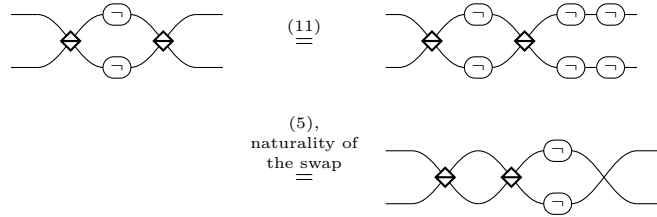
To prove Equation (16), we have:



To prove Equation (21), we have:



To prove Equation (22), we have:





$$\underline{(8)} \quad \begin{array}{c} \text{---} \text{---} \\ \text{---} \text{---} \end{array} \begin{array}{c} \text{---} \text{---} \\ \text{---} \text{---} \end{array}$$

To prove Equation (18), we have:

$$\begin{array}{ccc} \begin{array}{c} \text{---} \text{---} \\ \text{---} \text{---} \end{array} & \begin{array}{c} \text{inverse law,} \\ \underline{(17)} \end{array} & \begin{array}{c} \text{---} \text{---} \\ \text{---} \text{---} \end{array} \\ \begin{array}{c} \text{---} \text{---} \\ \text{---} \text{---} \end{array} & \underline{(9)} & \begin{array}{c} \text{---} \text{---} \\ \text{---} \text{---} \end{array} \\ \begin{array}{c} \text{---} \text{---} \\ \text{---} \text{---} \end{array} & \underline{(8)} & \begin{array}{c} \text{---} \text{---} \\ \text{---} \text{---} \end{array} \end{array}$$

**Ancillary equations** To prove the remaining equations, we need some ancillary equations:

► **Lemma 41.** *The following equations are consequences of the axioms of the PBS-calculus:*

$$\begin{array}{ccc} \begin{array}{c} \text{---} \text{---} \\ \text{---} \text{---} \end{array} & = & \begin{array}{c} \text{---} \text{---} \\ \text{---} \text{---} \end{array} \end{array} \quad (23)$$

$$\begin{array}{ccc} \begin{array}{c} \text{---} \text{---} \\ \text{---} \text{---} \end{array} & = & \begin{array}{c} \text{---} \text{---} \\ \text{---} \text{---} \end{array} \end{array} \quad (24)$$

**Proof.** To prove Equation (23), we have:

$$\begin{array}{ccc} \begin{array}{c} \text{---} \text{---} \\ \text{---} \text{---} \end{array} & \begin{array}{c} \text{inverse law,} \\ \text{naturality of} \\ \text{the swap, (17)} \\ \underline{\quad} \end{array} & \begin{array}{c} \text{---} \text{---} \\ \text{---} \text{---} \end{array} \\ \begin{array}{c} \text{---} \text{---} \\ \text{---} \text{---} \end{array} & \underline{(9)} & \begin{array}{c} \text{---} \text{---} \\ \text{---} \text{---} \end{array} \\ \begin{array}{c} \text{---} \text{---} \\ \text{---} \text{---} \end{array} & \begin{array}{c} \text{naturality of} \\ \text{the swap, (17),} \\ \text{inverse law} \\ \underline{\quad} \end{array} & \begin{array}{c} \text{---} \text{---} \\ \text{---} \text{---} \end{array} \end{array}$$

The proof of Equation (24) is obtained by rotating the proof of Equation (18) by 180° (it uses Equation (23) instead of Equation (9)). ◀

To prove Equation (19), we have :



(28)

(29)

(30)

(31)

(32)

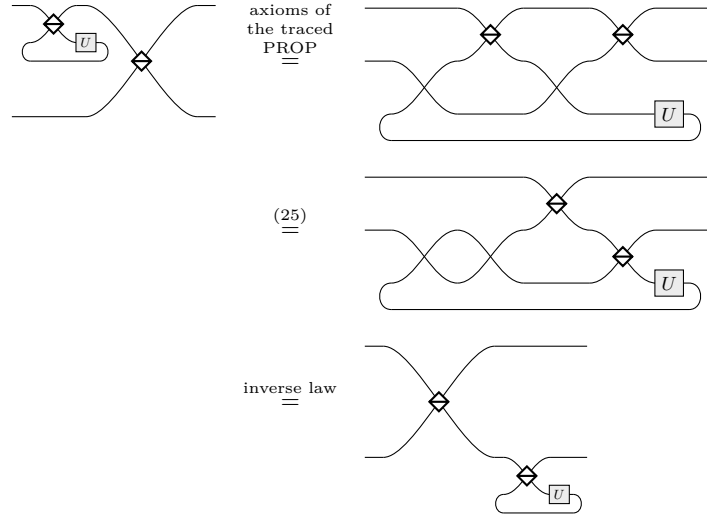
(33)

(34)

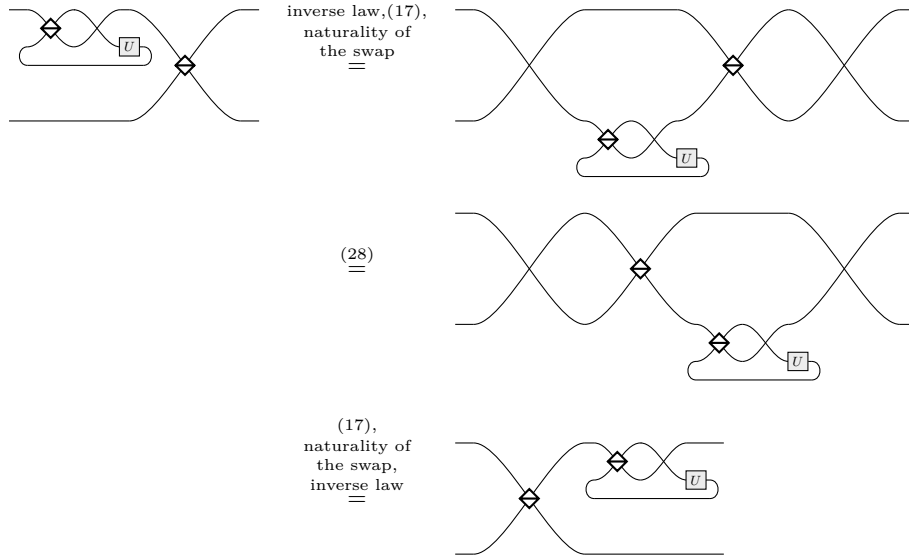
**Proof.** The proof of Equation (25) is obtained by rotating the proof of Equation (20) by  $180^\circ$  (it uses Equation (18) instead of Equation (24)).

To prove Equation (26), we have:

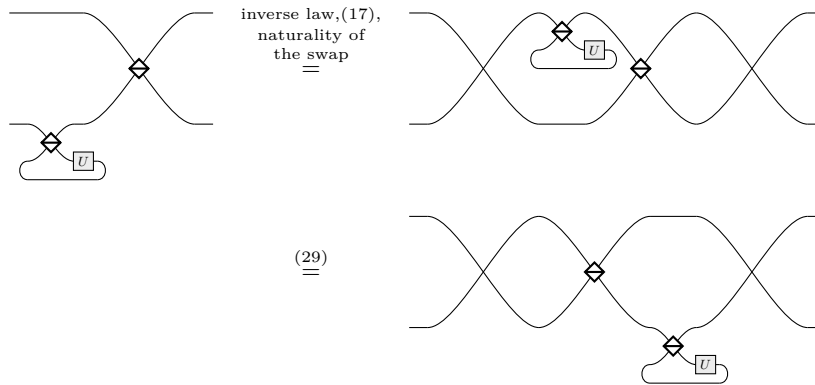




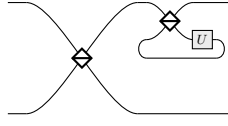
To prove Equation (30), we have:



To prove Equation (31), we have:

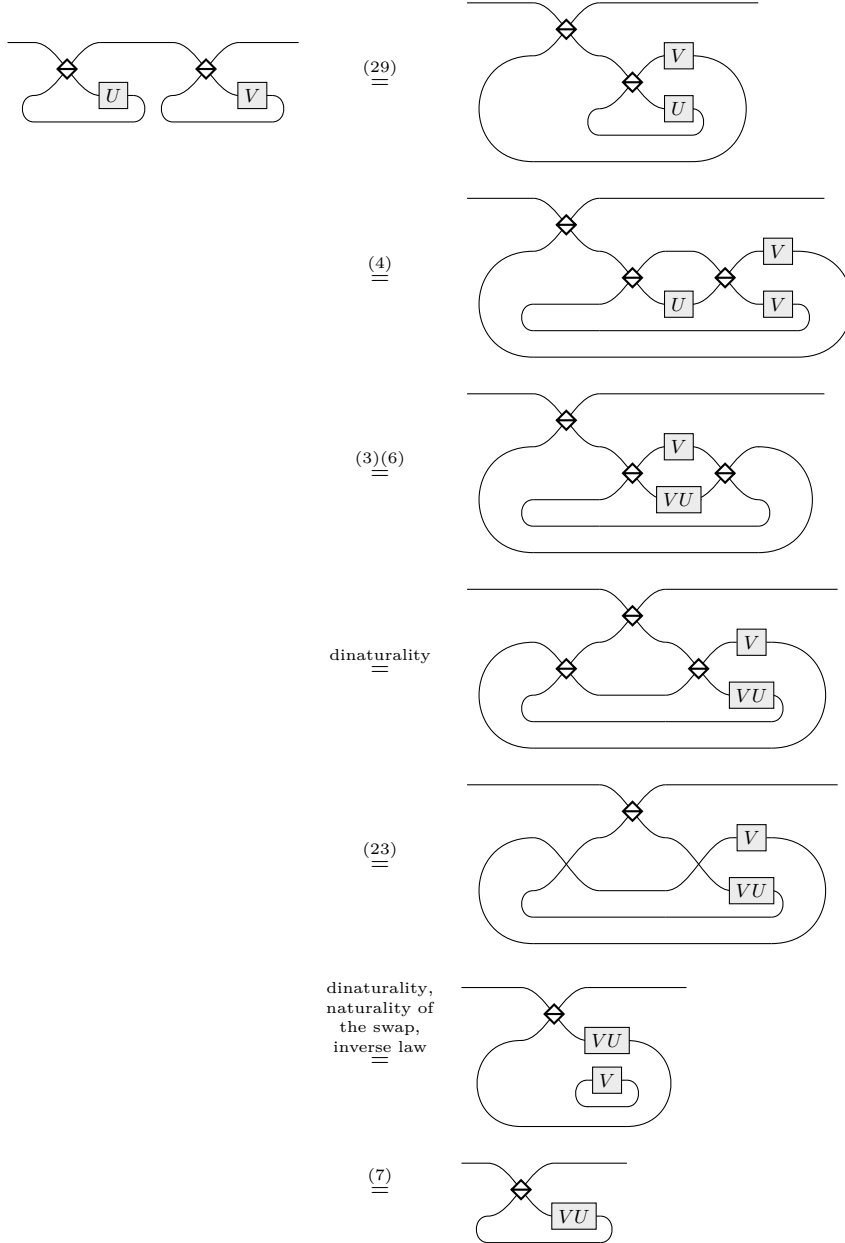


(17),  
naturality of  
the swap,  
inverse law  
 $\equiv$



Equation (32) is a direct consequence of Equation (30).

To prove Equation (33), we have:



To prove Equation (34), we have:

$$\begin{array}{c}
\begin{array}{ccc}
\text{Diagram 1} & \stackrel{(5)}{=} & \text{Diagram 2} \\
\text{Diagram 1} & \stackrel{\text{dinaturality, (2),(11)}}{=} & \text{Diagram 3} \\
\text{Diagram 3} & \stackrel{(33)}{=} & \text{Diagram 4} \\
\text{Diagram 4} & \stackrel{(11), \text{dinaturality, (2),(5)}}{=} & \text{Diagram 5}
\end{array}
\end{array}$$

The diagrams are as follows:

- Diagram 1:** Two crossing wires. The top wire has a box labeled  $U$  and the bottom wire has a box labeled  $V$ .
- Diagram 2:** Two crossing wires. The top wire has a box labeled  $U$  and the bottom wire has a box labeled  $V$ . There are additional crossing wires above and below.
- Diagram 3:** Two crossing wires. The top wire has a box labeled  $U$  and the bottom wire has a box labeled  $V$ . There are additional crossing wires above and below.
- Diagram 4:** Two crossing wires. The top wire has a box labeled  $U$  and the bottom wire has a box labeled  $V$ . There are additional crossing wires above and below.
- Diagram 5:** Two crossing wires. The top wire has a box labeled  $U$  and the bottom wire has a box labeled  $V$ . There are additional crossing wires above and below.

Then we are ready to prove the last three equations:

To prove Equation (13), we have:

$$\begin{array}{c}
\begin{array}{ccc}
\text{Diagram 1} & \stackrel{(27)}{=} & \text{Diagram 2} \\
\text{Diagram 1} & \stackrel{(30)(31)}{=} & \text{Diagram 3} \\
\text{Diagram 3} & \stackrel{(26)(27)(4)(1)}{=} & \text{Diagram 4}
\end{array}
\end{array}$$

The diagrams are as follows:

- Diagram 1:** Two crossing wires. The top wire has a box labeled  $U$  and the bottom wire has a box labeled  $V$ .
- Diagram 2:** Two crossing wires. The top wire has a box labeled  $U$  and the bottom wire has a box labeled  $V$ .
- Diagram 3:** Two crossing wires. The top wire has a box labeled  $U$  and the bottom wire has a box labeled  $V$ .
- Diagram 4:** Two crossing wires. The top wire has a box labeled  $U$  and the bottom wire has a box labeled  $V$ .

Equation (14) is proved in the same way as Equation (13), using Equations (28) and (29) instead of (30) and (31).

To prove Equation (15), we have:

$$\begin{array}{c}
\begin{array}{ccc}
\text{Diagram 1} & \stackrel{(27)}{=} & \text{Diagram 2} \\
\text{Diagram 1} & \stackrel{(32)}{=} & \text{Diagram 3}
\end{array}
\end{array}$$

The diagrams are as follows:

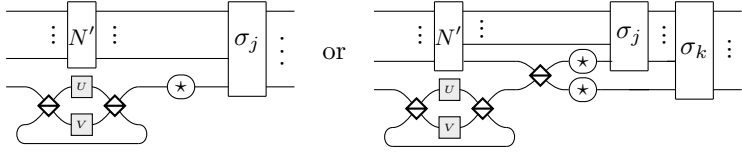
- Diagram 1:** Two crossing wires. The top wire has a box labeled  $U$  and the bottom wire has a box labeled  $V$ .
- Diagram 2:** Two crossing wires. The top wire has a box labeled  $U$  and the bottom wire has a box labeled  $V$ .
- Diagram 3:** Two crossing wires. The top wire has a box labeled  $U$  and the bottom wire has a box labeled  $V$ .



$$\begin{aligned}
 & \stackrel{(34)(33)}{=} \text{Diagram 1} \\
 & \stackrel{(27)}{=} \text{Diagram 2}
 \end{aligned}$$

### B.2.2.2 Proof of Lemma 20

We write  $N$  in the form



As in Section B.2.2.1, we call these two forms type A and B respectively.

We proceed by case distinction:

- If  $N$  is of type A and  $j = n - 1$ , then we apply one of the following two equations, that we prove below to be consequences of the axioms of the PBS-calculus:

$$\text{Diagram 1} = \boxed{\phantom{U}} \quad (35)$$

$$\text{Diagram 2} = \boxed{\phantom{U}} \quad (36)$$

- If  $N$  is of type A and  $j \neq n - 1$ , then we slide the  $E(U, V)$  and the  $-(\star)-$  through the trace and  $\sigma_j$ , then integrate them to  $N'$  by Lemma 40. Finally, we remove the trace by yanking, which gives us a normal form after a few additional manipulation of wires.
- If  $N$  is of type B and  $k = n - 1$ , then we apply one of the following two equations:

$$\text{Diagram 1} = \text{Diagram 2} \quad (37)$$

$$\text{Diagram 3} = \text{Diagram 4} \quad (38)$$

then we conclude by Lemma 40 and manipulation of wires.

- If  $N$  is of type B,  $k < n - 1$  and  $j = n - 2$ , then we apply one of the following two equations:

$$(39)$$

$$(40)$$

then we conclude by Lemma 40 and manipulation of wires.

- If  $N$  is of type B,  $k < n - 1$  and  $j < n - 2$ , let  $\text{---}(D)\text{---}$  represent  $E(U, V)$ . We proceed as follows:

dinaturality,  
naturality of  
the swap

naturality of  
the swap

yanking

then we conclude by applying Lemma 40 three times and manipulating the wires.

It remains to prove Equations (35) to (40).

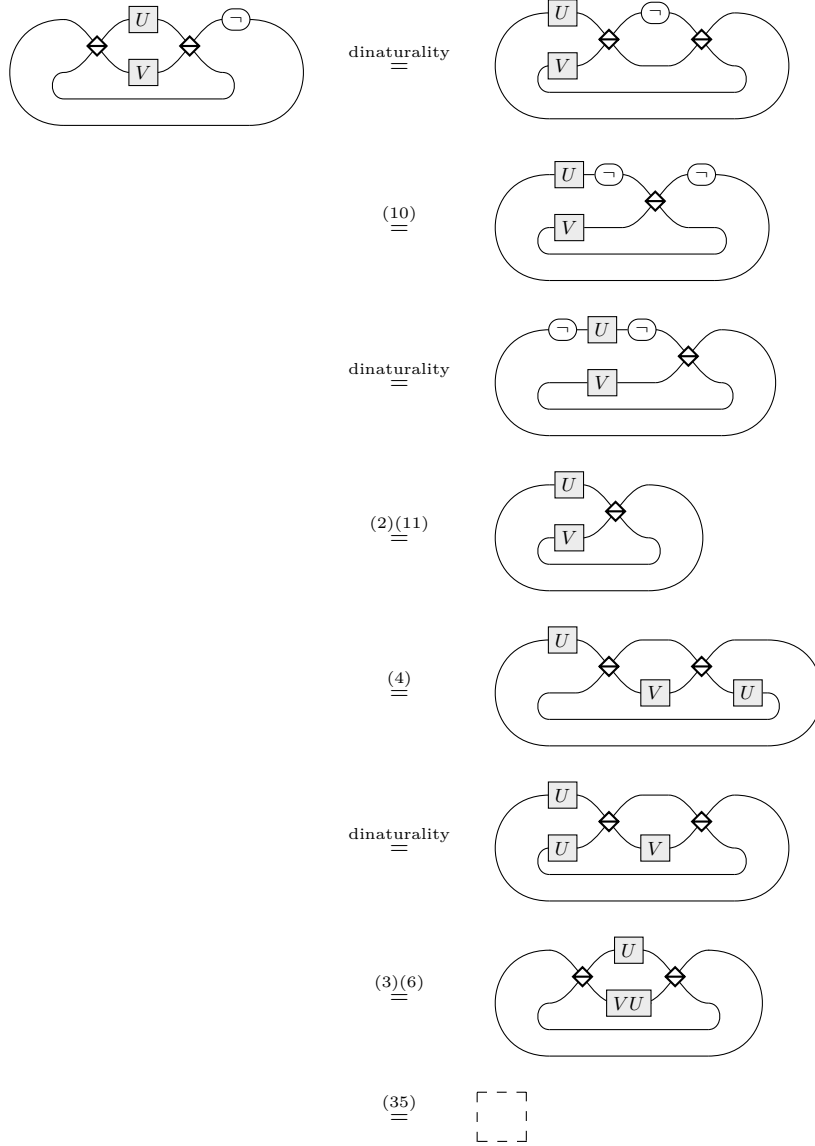
To prove Equation (35), we have:

dinaturality

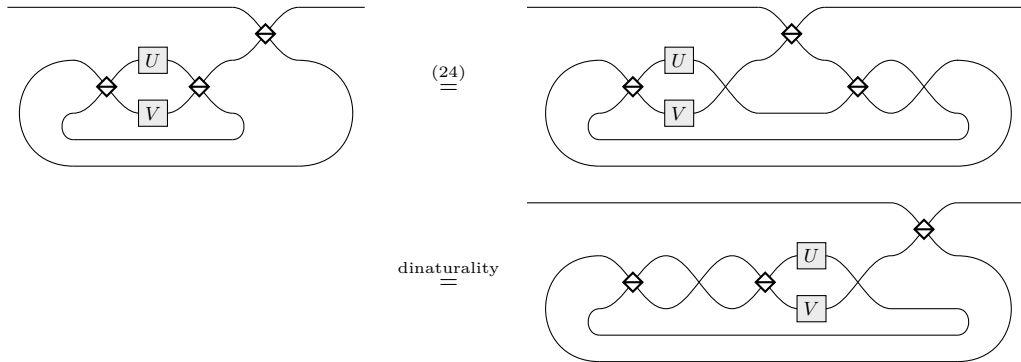
(8)

(7)

To prove Equation (36), we have:



To prove Equation (37), we have:



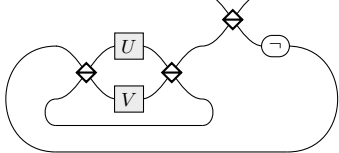
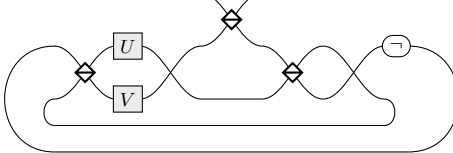
(17),(8),  
inverse law  
=

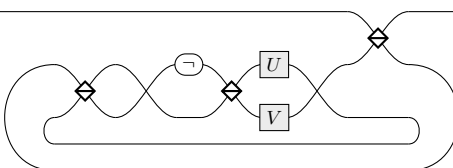
The diagram shows a horizontal line entering from the left, splitting into two paths. The upper path contains a box labeled 'V', and the lower path contains a box labeled 'U'. These two paths merge back into a single horizontal line exiting to the right. The entire structure is enclosed within a large, rounded rectangular loop.

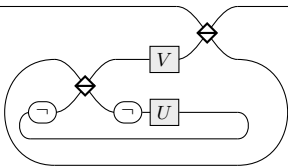
(7)(4)(1)  
=

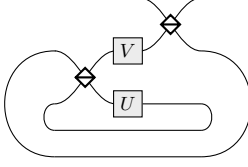
The diagram shows a horizontal line entering from the left, splitting into two paths. The upper path contains a box labeled 'I', and the lower path contains a box labeled 'V'. These two paths merge back into a single horizontal line exiting to the right. The entire structure is enclosed within a large, rounded rectangular loop.

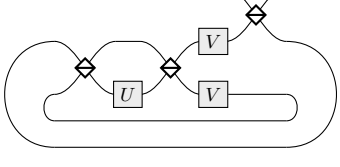
To prove Equation (38), we have:

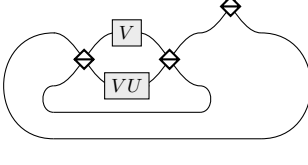

(24)


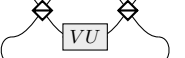
dinaturality


(17),(10),  
naturality of  
the swap,(17),  
inverse law


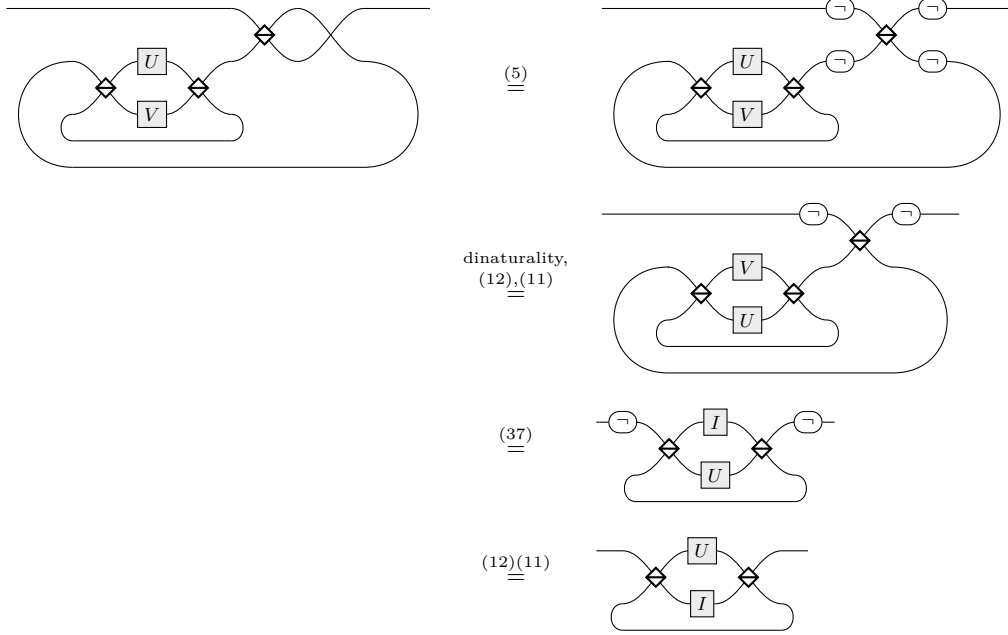
dinaturality,  
(2),(11)


(4)


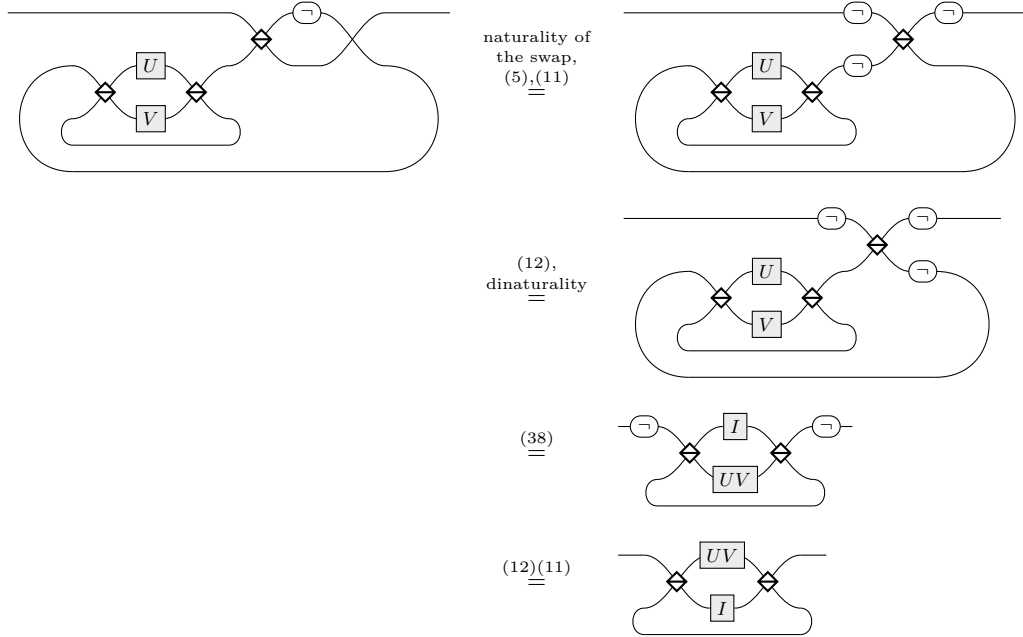
(3)(6)


(37)


To prove Equation (39), we have:



To prove Equation (40), we have:



### B.2.2.3 Normal forms of the generators

The following equations are consequences of the axioms of the PBS-calculus, and allow us to put the generators in normal form:

$$\text{---} = \text{---} \begin{array}{c} \text{---} \text{---} \\ \text{---} \text{---} \\ \text{---} \text{---} \end{array} \begin{array}{c} I \\ I \end{array} \text{---} \quad (41)$$

$$\text{---} \neg \text{---} = \text{---} \begin{array}{c} \text{---} \text{---} \\ \text{---} \text{---} \\ \text{---} \text{---} \end{array} \begin{array}{c} I \\ I \end{array} \text{---} \neg \text{---} \quad (42)$$

$$\text{---} U \text{---} = \text{---} \begin{array}{c} \text{---} \text{---} \\ \text{---} \text{---} \\ \text{---} \text{---} \end{array} \begin{array}{c} U \\ U \end{array} \text{---} \quad (43)$$

$$\text{---} \times \text{---} = \text{---} \begin{array}{c} \text{---} \text{---} \\ \text{---} \text{---} \\ \text{---} \text{---} \end{array} \begin{array}{c} I \\ I \end{array} \text{---} \times \text{---} \quad (44)$$

$$\text{---} \diamond \text{---} = \text{---} \begin{array}{c} \text{---} \text{---} \\ \text{---} \text{---} \\ \text{---} \text{---} \end{array} \begin{array}{c} I \\ I \end{array} \text{---} \diamond \text{---} \quad (45)$$

To prove Equation (43), we have:

$$\begin{aligned} \text{---} U \text{---} &\stackrel{(7)}{=} \text{---} \begin{array}{c} U \\ U \end{array} \text{---} \stackrel{(8)}{=} \text{---} \begin{array}{c} U \\ U \end{array} \begin{array}{c} \text{---} \text{---} \\ \text{---} \text{---} \\ \text{---} \text{---} \end{array} \begin{array}{c} \text{---} \text{---} \\ \text{---} \text{---} \\ \text{---} \text{---} \end{array} \text{---} \\ &\stackrel{(3)}{=} \text{---} \begin{array}{c} \text{---} \text{---} \\ \text{---} \text{---} \\ \text{---} \text{---} \end{array} \begin{array}{c} U \\ U \end{array} \text{---} \end{aligned}$$

To prove Equation (41), we have:

$$\text{---} \stackrel{(1)}{=} \text{---} I \text{---} \stackrel{(43)}{=} \text{---} \begin{array}{c} \text{---} \text{---} \\ \text{---} \text{---} \\ \text{---} \text{---} \end{array} \begin{array}{c} I \\ I \end{array} \text{---}$$

Equations (42), (44) and (45) are direct consequences of Equation (41).

### B.2.3 Proof of Theorem 24

We prove for each equation that it is not a consequence of the others in a dedicated lemma. For Equations (1), (2), (5) and (6), the proof follows a common pattern: we introduce a new semantics  $\llbracket \cdot \rrbracket$  and check that it preserves every equation except the one that we want to prove to be independent from the others. In each case, Lemma 43 gives us that the consequences of the preserved equations are preserved too, which proves that the unpreserved equation is not a consequence of the others.

► **Lemma 43.** *Let  $\llbracket \cdot \rrbracket$  be a function mapping any diagram  $D : n \rightarrow n$  to a linear map  $\llbracket D \rrbracket \in \mathcal{SLP}_n$ , defined inductively in the same way as  $\llbracket \cdot \rrbracket$  except maybe in the case of  $\text{---}\bowtie\text{---}$ ,  $\text{---}\ominus\text{---}$  and  $\text{---}\square_U\text{---}$ . Let  $A$  be a set of equations of the form  $D_1 = D_2$  where  $D_1, D_2$  are PBS-diagrams, such that every equation of  $A$  is preserved by  $\llbracket \cdot \rrbracket$  (that is, for every equation  $D_1 = D_2$  in  $A$  we have  $\llbracket D_1 \rrbracket = \llbracket D_2 \rrbracket$ ). Then  $A$  is sound with respect to  $\llbracket \cdot \rrbracket$ , that is, for any two diagrams  $D_1, D_2 : n \rightarrow n$ , if  $A \vdash D_1 = D_2$  then  $\llbracket D_1 \rrbracket = \llbracket D_2 \rrbracket$ .*

**Proof.** The same proof as for  $\llbracket \cdot \rrbracket$  shows that  $\llbracket \cdot \rrbracket$  is well-defined.

By definition,  $A \vdash \cdot = \cdot$  is the smallest congruence satisfying the equations of  $A$ . Since  $\llbracket D_2 \circ D_1 \rrbracket$  and  $\llbracket D_1 \otimes D_2 \rrbracket$  only depend on  $\llbracket D_1 \rrbracket$  and  $\llbracket D_2 \rrbracket$ , and  $\llbracket Tr(D) \rrbracket$  only depends on  $\llbracket D \rrbracket$ , the relation  $\sim$ , defined as  $D_1 \sim D_2$  if and only if  $\llbracket D_1 \rrbracket = \llbracket D_2 \rrbracket$ , is a congruence. Therefore, it contains  $A \vdash \cdot = \cdot$ , which is what we wanted to prove. ◀

► **Lemma 44.** *Equation (1) is not a consequence of Equations (2) to (10).*

**Proof.** Let us define  $\llbracket \cdot \rrbracket$  inductively in the same way as  $\llbracket \cdot \rrbracket$ , except in the case of  $\text{---}\square_U\text{---}$ , for which we define  $\llbracket \text{---}\square_U\text{---} \rrbracket : \mathcal{H}_1 \rightarrow \mathcal{H}_1 :: |c, 0, y\rangle \mapsto 0$ .

Equations (2), (3) and (6) are preserved by  $\llbracket \cdot \rrbracket$  because both sides are interpreted by the zero map. Equation (7) is preserved because both sides are interpreted by the unique map  $\mathcal{H}_0 \rightarrow \mathcal{H}_0$ .

Equation (4) is preserved because both sides are interpreted as  $\begin{cases} |\rightarrow, 0, y\rangle & \mapsto |\rightarrow, 0, y\rangle \\ |\uparrow, 0, y\rangle & \mapsto 0 \end{cases}$ .

Finally, Equations (5) and (8) to (10) are preserved because both sides are interpreted in the same way as by  $\llbracket \cdot \rrbracket$ . As a consequence, by Lemma 43, all consequences of equations (2) to (10) are preserved by  $\llbracket \cdot \rrbracket$ . By contrast, Equation (1) is not preserved by  $\llbracket \cdot \rrbracket$  because one side is interpreted by the identity whereas the other side is interpreted by the zero map. Hence, Equation (1) is not a consequence of Equations (2) to (10). ◀

► **Lemma 45.** *If  $U \neq I$ , then Equation (2) is not a consequence of Equations (1) and (3) to (10).*

**Proof.** Let us define  $\llbracket \cdot \rrbracket$  inductively in the same way as  $\llbracket \cdot \rrbracket$ , except in the case of  $\text{---}\square_U\text{---}$ , for

which we define  $\llbracket \text{---}\square_U\text{---} \rrbracket := \left[ \text{---}\square_U\text{---} \right] = \begin{cases} |\rightarrow, 0, y\rangle & \mapsto |\rightarrow, 0, y\rangle \\ |\uparrow, 0, y\rangle & \mapsto |\uparrow, 0\rangle \otimes U|y\rangle \end{cases}$ .

Equation (2) is not satisfied unless  $U = I$ , because the left-hand side is interpreted as  $\begin{cases} |\rightarrow, 0, y\rangle & \mapsto |\uparrow, 0\rangle \otimes U|y\rangle \\ |\uparrow, 0, y\rangle & \mapsto |\rightarrow, 0, y\rangle \end{cases}$  whereas the right-hand side is interpreted as

$\begin{cases} |\rightarrow, 0, y\rangle & \mapsto |\uparrow, 0, y\rangle \\ |\uparrow, 0, y\rangle & \mapsto |\rightarrow, 0\rangle \otimes U|y\rangle \end{cases}$ . By using the graphical characterisation of the denotational

semantics adapted to  $\llbracket \cdot \rrbracket$ , it is easy to check that Equations (1) and (3) to (10) are preserved by  $\llbracket \cdot \rrbracket$ . By Lemma 43, this implies that all consequences of these equations are preserved by  $\llbracket \cdot \rrbracket$ , so that Equation (2) is not a consequence of them. ◀

► **Lemma 46.** *If  $\det(U) \neq 1$ , then Equation (3) is not a consequence of Equations (1), (2) and (4) to (10).*

**Proof.** Since Equation (43) is a consequence of Equations (1) to (10), to prove that Equation (3) is not a consequence of Equations (1), (2) and (4) to (10), it suffices to prove that Equation (43) is not a consequence of these equations.

Given a diagram  $D : n \rightarrow n$ , let us say that a wire in  $D$  is *used* if there exists  $c \in \{\rightarrow, \uparrow\}$  and  $p \in [n]$  such that an input photon with classical polarisation  $c$  and position  $p$  passes through this wire. Let us define  $d(D)$  as the product of all determinants of the matrices labelling the gates that are on used wires of  $D$ .

Let us fix a diagram  $D$  and consider the effect of applying the axioms inside it. It is easy to check that all axioms of traced PROP, as well as Equations (1), (2), (5) and (8) to (10) preserve the gates of  $D$  and the fact that their wire is used or not. Equation (7) can only add or remove gates on unused wires. Equation (4) adds or removes  $\boxed{-U-}$  on an unused wire and does change the fact that the wire of  $\boxed{-U-}$  is used or not, indeed, in the patterns on both sides of the equation, the wire of  $\boxed{-U-}$  is used if and only if it is possible to have a photon with polarisation  $\uparrow$  arrive at the input of the pattern. Applying Equation (6) replaces  $\boxed{-U-}$  and  $\boxed{-V-}$  by  $\boxed{VU}$  (or  $\boxed{VU}$  by  $\boxed{-U-}$  and  $\boxed{-V-}$ ) on a given wire, which does not change  $d(D)$ . Thus, applying Equations (1), (2) and (4) to (10) does not change  $d(D)$ . On the other hand, we have  $d(\boxed{-U-}) = \det(U)$  and  $d\left(\begin{array}{c} \text{---} \text{---} \text{---} \\ \text{---} \text{---} \text{---} \\ \text{---} \text{---} \text{---} \end{array}\right) = \det(U)^2$ . Hence, as soon as  $\det(U) \neq 1$ , Equation (43) changes  $d(D)$ , so that it is not a consequence of (1), (2) and (4) to (10), which is what we wanted to prove. ◀

► **Lemma 47.** *For any  $U$ , Equation (4) is not a consequence of Equations (1) to (3) and (5) to (10).*

**Proof.** This is clear, because Equations (1) to (3) and (5) to (10), as well as the axioms of traced PROP, preserve the parity of the total number of  $\bowtie$  and  $\ominus$  in a given diagram, whereas Equation (4) changes this parity. ◀

► **Lemma 48.** *Equation (5) is not a consequence of Equations (1) to (4) and (6) to (10).*

**Proof.** Let us define  $\llbracket \cdot \rrbracket$  inductively in the same way as  $\llbracket \cdot \rrbracket$ , except in the cases of  $\bowtie$  and  $\ominus$ , for which we define  $\llbracket \bowtie \rrbracket$  and  $\llbracket \ominus \rrbracket$  as being the identity (the proof also works if we additionally define  $\llbracket \boxed{-U-} \rrbracket$  as the identity). Then it is clear that Equations (1) to (4) and (6) to (10) are preserved, and Equation (5) is not preserved because its left-hand side is interpreted as the identity whereas its right-hand side is interpreted as  $\llbracket \bowtie \rrbracket$ . By Lemma 43, this implies that Equation (5) is not a consequence of Equations (1) to (4) and (6) to (10). ◀

► **Lemma 49.** *If  $U, V \neq I$ , then Equation (6) is not a consequence of Equations (1) to (5) and (7) to (10).*

**Proof.** Let us define  $\llbracket \cdot \rrbracket$  inductively in the same way as  $\llbracket \cdot \rrbracket$ , except in the case of  $\boxed{-U-}$ , for which we define  $\llbracket \boxed{-U-} \rrbracket := \begin{cases} |c, p, x\rangle \mapsto |c, p, x\rangle & \text{if } U = I \\ |c, p, x\rangle \mapsto |c, p\rangle \otimes M |x\rangle & \text{if } U \neq I \end{cases}$  where  $M$  is a fixed arbitrary matrix such that  $M^2 \neq M$ . Then it is easy to check that Equations (1) to (5) and (7) to (10) are preserved by  $\llbracket \cdot \rrbracket$ . But Equation (6) is not preserved if  $U, V \neq I$ , because then the left-hand side is interpreted as  $|c, p, x\rangle \mapsto |c, p\rangle \otimes M^2 |x\rangle$  whereas the left-hand side is interpreted as  $|c, p, x\rangle \mapsto |c, p\rangle \otimes M |x\rangle$ , and  $M^2 \neq M$ . By Lemma 43, this implies that Equation (6) is not a consequence of Equations (1) to (5) and (7) to (10). ◀



► **Lemma 50.** *For any  $U$ , Equation (7) is not a consequence of Equations (1) to (6) and (8) to (10).*

**Proof.** This is clear, because Equation (7) is the only one that allows us to make a nonempty diagram equivalent to the empty diagram. ◀

► **Lemma 51.** *Equation (8) is not a consequence of Equations (1) to (7), (9) and (10).*

**Proof.** This is clear, because Equation (8) is the only one that allows us to make a diagram without beam splitters equivalent to a diagram containing beam splitters. ◀

► **Lemma 52.** *Equation (10) is not a consequence of Equations (1) to (9).*

**Proof.** It suffices to remark that Equation (10) is the only one that allows us to change the parity of the number of  $\neg$  in a diagram. ◀

To prove that Equation (9) is not a consequence of the others, we will need to talk about sub-diagrams in a context where not all axioms of traced PROP are assumed. Although the notion of sub-diagram is clear in a traced PROP, it becomes less obvious when some axioms are missing. This is why we give a formal inductive definition of it:

► **Definition 53.** *We define the notion of sub-diagram inductively as follows. Given two diagrams  $d$  and  $D$ , we say that  $d$  is a sub-diagram of  $D$  if at least one of the following properties is satisfied (up to the currently assumed axioms, which are the axioms of a traced PROP in most of this paper but will be the axioms of a PROTWEB in the proof of Lemma 54):*

- $d = D$
- there exists two nonempty diagrams  $D_1$  and  $D_2$  such that  $D = D_2 \circ D_1$  and  $d$  is a sub-diagram of  $D_1$  or a sub-diagram of  $D_2$
- there exists two nonempty diagrams  $D_1$  and  $D_2$  such that  $D = D_1 \otimes D_2$  and  $d$  is a sub-diagram of  $D_1$  or a sub-diagram of  $D_2$
- there exists a diagram  $D'$  such that  $D = \text{Tr}(D')$  and  $d$  is a sub-diagram of  $D'$ .

► **Lemma 54.** *Equation (9) is not a consequence of equations (1) to (8) and (10).*

**Proof.** Let us first make two remarks.

First, since Equation (9) does not contain gates, if it is a consequence of the other equations, then it is a consequence of these equations where all  $U$  and  $V$  are instantiated by  $I$ . Indeed, all of these equations that contain gates are still true when all  $U$  and  $V$  are instantiated by  $I$ . Hence, given a valid derivation of Equation (9) from the others, by replacing every unitary matrix by  $I$  in this derivation we get a valid derivation of Equation (9).

Second, by Equation (1), being a consequence of Equations (1) to (8) and (10) where all  $U$  and  $V$  are instantiated by  $I$  is equivalent to being a consequence of these equations where the gates have been removed (except in Equation (1)). That is, being a consequence of the following equations:

$$\begin{array}{ccc}
 \text{---} & = & \boxed{I} \\
 \neg & = & \neg
 \end{array}
 \quad (1) \quad
 \begin{array}{ccc}
 \text{---} & = & \text{---} \\
 \text{---} & = & \text{---}
 \end{array}
 \quad (4')$$

$$\begin{array}{c} \text{---} \end{array} = \begin{array}{c} \text{---} \end{array} \quad (5) \quad \begin{array}{c} \text{---} \end{array} = \begin{array}{c} \text{---} \end{array} \quad (8)$$

$$\begin{array}{c} \text{---} \end{array} = \begin{array}{c} \text{---} \end{array} \quad (7') \quad \begin{array}{c} \text{---} \end{array} = \begin{array}{c} \text{---} \end{array} \quad (10)$$

Equation (1) is now useless since it only allows us to create and remove  $I$  gates without changing anything else, and neither the other equations nor Equation (9) contain gates. Equations that have become an instance of reflexivity are now useless too. Finally, Equation (4') can be simplified through Equations (8) and (7') into Equation (46). Thus, what we have to prove is that Equation (9) is not a consequence of the following equations:

$$\begin{array}{c} \text{---} \end{array} = \begin{array}{c} \text{---} \end{array} \quad (46) \quad \begin{array}{c} \text{---} \end{array} = \begin{array}{c} \text{---} \end{array} \quad (8)$$

$$\begin{array}{c} \text{---} \end{array} = \begin{array}{c} \text{---} \end{array} \quad (5) \quad \begin{array}{c} \text{---} \end{array} = \begin{array}{c} \text{---} \end{array} \quad (10)$$

In the rest of the proof, we no longer assume the yanking and inverse law axioms, but we consider the corresponding equations instead:

$$\begin{array}{c} \text{---} \end{array} = \begin{array}{c} \text{---} \end{array} \quad (y)$$

$$\begin{array}{c} \text{---} \end{array} = \begin{array}{c} \text{---} \end{array} \quad (\sigma\sigma)$$

We have to prove that Equation (9) is not a consequence of Equations (46), (5), (7'), (8), (10), (y) and  $(\sigma\sigma)$ , still assuming the other axioms of the traced PROP, which by Lemma 35 are the axioms of a PROTWEB.

We also consider the notion of sub-diagram with respect to the axioms of a PROTWEB, that is, in Definition 53, the conditions are considered up to these axioms. Intuitively, a sub-diagram in this sense is a part of a diagram that can be separated from the rest of the diagram by drawing a box around it.

Let us say that a diagram is circle-free if it does not have nonempty  $0 \rightarrow 0$  sub-diagrams. Intuitively, a  $0 \rightarrow 0$  sub-diagram in the context of the PROTWEB is represented graphically

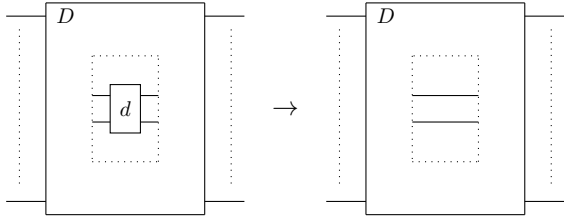
as a union of connected components, which cannot be reached by a photon and do not affect the semantics of a diagram.

We consider the following set of rewriting rules on the set of gate-free diagrams:

$$D \rightarrow \boxed{\phantom{D}} \quad \text{for every nonempty diagram } D : 0 \rightarrow 0 \quad (1)$$

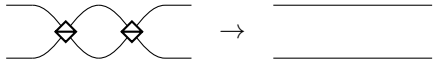
$$\text{---} \textcircled{D} \text{---} \rightarrow \text{---} \quad \text{for every circle-free } D : 1 \rightarrow 1 \text{ such that } D \neq \text{---} \text{ and } \llbracket D \rrbracket = Id \quad (2)$$

$$\text{---} \textcircled{D} \text{---} \rightarrow \text{---} \textcircled{\neg} \text{---} \quad \text{for every circle-free } D : 1 \rightarrow 1 \text{ such that } D \neq \textcircled{\neg} \text{ and } \llbracket D \rrbracket = \llbracket \textcircled{\neg} \rrbracket \quad (3)$$



$$\quad (4)$$

for every diagram  $D$  with a circle-free, nonidentity sub-diagram  $d : 2 \rightarrow 2$  that we can slide along its two wires inside  $D$ , by using the axioms of the PROTWEB, in a constant direction and make it come back to the initial point, without having to use naturality of the swap or dinaturality to move anything else than  $d$  while doing so



$$\quad (5)$$



$$\quad (6)$$



$$\quad (7)$$



$$\quad (8)$$



$$\quad (9)$$

$$\text{Diagram (10)} \quad (10)$$

$$\text{Diagram (11)} \quad (11)$$

It is easy to see that these rules preserve the semantics.

► **Remark 55.** Any gate-free  $1 \rightarrow 1$  diagram is interpreted as  $Id$  or  $\llbracket \ominus \rrbracket$ , so it can be reduced to  $-$  or  $\ominus$  by first applying Rule (1) repeatedly to remove all its  $0 \rightarrow 0$  sub-diagrams, then applying Rule (2) or (3).

Since all diagrams have their number of input wires equal to their number of output wires, the axioms of the PROTWEB do not change the number of  $\diamond$ ,  $\bowtie$ ,  $\ominus$  or of trace wires in a diagram, so these numbers are well-defined for a given diagram. This allows us to define the *level* of a diagram as a tuple  $(b, x, n, t)$ , where:

- $b$  is the number of  $\diamond$
- $x$  is the number of  $\bowtie$
- $n$  is the number of  $\ominus$
- $t$  is the number of trace wires.

It is easy to check that each of the rewriting rules strictly decreases the level, according to the lexicographic order. Since the lexicographic order on  $\mathbb{N}^4$  is well-founded, this implies that the rewriting system is strongly normalising.

Let us prove that the rewriting system is confluent. Because of strong normalisation, it suffices to prove that it is locally confluent. Let  $\rightarrow^*$  be the reflexive transitive closure of  $\rightarrow$ . Let  $D$  be a diagram and let  $D \xrightarrow{(a)} D_1$  and  $D \xrightarrow{(b)} D_2$  be two reduction steps, where  $(a)$  and  $(b)$  are the respective rules applied. We have to prove that there exists a diagram  $D'$  such that  $D_1 \rightarrow^* D'$  and  $D_2 \rightarrow^* D'$ .

If the two patterns in  $D$  that are transformed by  $(a)$  and  $(b)$  do not overlap, then after applying  $(a)$  to the first pattern or  $(b)$  to the second one, we can still apply the other rule to the other pattern and the final result does not depend on the order in which  $(a)$  and  $(b)$  are applied. That is, there exists  $D'$  such that  $D_1 \xrightarrow{(b)} D'$  and  $D_2 \xrightarrow{(a)} D'$ .

In the following case distinction, we assume that the patterns concerned by  $(a)$  and  $(b)$  overlap.

It is easy to see that if  $(a)$  is (1), (2) or (3) and  $(b)$  is among Rules (5) to (11), then the only way the concerned patterns in  $D$  can overlap is that the pattern concerned by  $(b)$  is included in this of  $(a)$ . In this case, on the one hand,  $(a)$  transforms its pattern into  $\square$ ,  $-$  or  $\ominus$ , and on the other hand, the effect of applying  $(b)$  is to transform the pattern of  $(a)$  into a semantically equivalent diagram (which is not  $\square$ ,  $-$  or  $\ominus$  because it contains at least a trace), which can then be transformed into  $\square$ ,  $-$  or  $\ominus$  by applying  $(a)$ .

Since the rules preserve the semantics, the final sub-diagrams obtained in each case are the same. Therefore,  $D_2 \xrightarrow{(a)} D_1$ . Of course, the same argument applies with  $(a)$  and  $(b)$  exchanged.

If  $(a)$  is (1) and  $(b)$  is (2) or (3), then since the pattern concerned by  $(b)$  does not contain any  $0 \rightarrow 0$  sub-diagram, it is necessarily included in the pattern concerned by  $(a)$ , which, after applying  $(b)$ , can still be transformed into the empty diagram by applying (1). Therefore,  $D_2 \xrightarrow{(1)} D_1$ . The same argument applies with  $(a)$  and  $(b)$  exchanged.

If both  $(a)$  and  $(b)$  are Rule (1), then the union of the two patterns concerned by  $(a)$  and  $(b)$  is a  $0 \rightarrow 0$  sub-diagram of  $D$ . Applying  $(a)$  or  $(b)$  does not change the fact that it is of type  $0 \rightarrow 0$ , so that right after that we can transform it into the empty diagram by applying Rule (1) (unless it has already become empty in which case there is nothing more to do). This gives us the desired  $D'$ .

If both  $(a)$  and  $(b)$  each are Rule (2) or (3), then the union of the two concerned patterns can be written in the form  $d_2 \circ d \circ d_1$  in such a way that, up to exchanging the roles of  $(a)$  and  $(b)$ , the pattern concerned by  $(a)$  is  $d \circ d_1$  and the pattern concerned by  $(b)$  is  $d_2 \circ d$ . Therefore, after applying  $(a)$  or  $(b)$ , we can apply Rule (2) or (3) to transform the resulting whole sub-diagram into  $-$  or  $\ominus$ , and since the rules preserve the semantics, the result is the same regardless of whether  $(a)$  or  $(b)$  was applied. This gives us the desired  $D'$ .

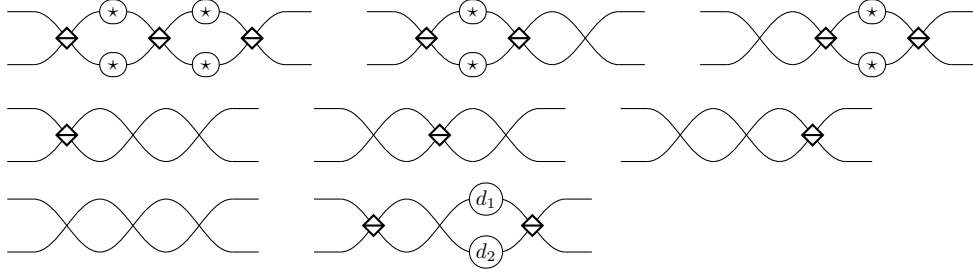
If  $(a)$  is Rule (4), then:

- if  $(b)$  is Rule (1), then since  $d$  is circle-free, it does not intersect the pattern concerned by  $(b)$ . Therefore, the situation is the same as when the two patterns do not overlap and there exists  $D'$  such that  $D_1 \xrightarrow{(b)} D'$  and  $D_2 \xrightarrow{(a)} D'$ .
- if  $(b)$  is Rule (2) or (3), then the condition of Rule (4) implies that the pattern concerned by  $(b)$  either is included in  $d$ , in which case we have  $D_2 \xrightarrow{(4)} D_1$ , or contains  $d$  as a sub-diagram, in which case we have  $D_1 \xrightarrow{(b)} D_2$ , or is disjoint from it, in which case we are in the same situation as when the two patterns do not overlap and there exists  $D'$  such that  $D_1 \xrightarrow{(b)} D'$  and  $D_2 \xrightarrow{(a)} D'$ .
- if  $(b)$  is Rule (4) too, then  $(a)$  and  $(b)$  each transform an instance of  $d$  into the identity. After this, the other instance of  $d$  can be transformed into the identity by applying Rule (4) again (unless it has already become equal to the identity), and the result is the same regardless of whether  $(a)$  or  $(b)$  was applied. This gives us the desired  $D'$ .
- if  $(b)$  is among Rules (5) to (11), then the condition of Rule (4) implies that the pattern concerned by  $(b)$  is either included in  $d$ , in which case we have  $D_2 \xrightarrow{(4)} D_1$ , or disjoint from it, in which case we are in the same situation as when the two patterns do not overlap and there exists  $D'$  such that  $D_1 \xrightarrow{(b)} D'$  and  $D_2 \xrightarrow{(a)} D'$ .

If both  $(a)$  and  $(b)$  are among Rules (5) to (11), then by looking at the possible left-hand sides of these rules, we can see that unless they are the same and  $D_1 = D_2$ , the two patterns cannot have a  $\ominus$  in common, and any generator in common cannot be the leftmost one in both patterns, nor the rightmost one. So the cases to consider are:

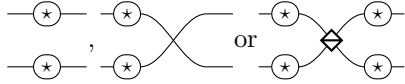
- those in which the two patterns have one generator in common, which is on the right of one pattern and on the left of the other
- those in which the two patterns have two generators in common, the leftmost generator of each pattern being the rightmost one of the other pattern.

The first possibility means that the two patterns in  $D$  are in a sub-diagram of one of the following forms:



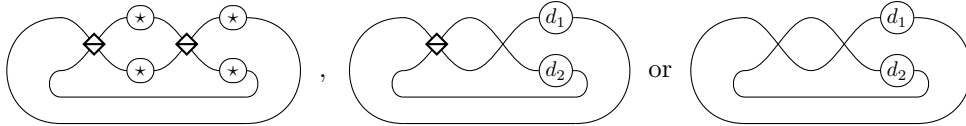
where  $\text{---}(\star)\text{---}$  denotes either  $\text{---}(\neg)\text{---}$  or  $\text{---}$ , and  $d_1, d_2 : 1 \rightarrow 1$  are arbitrary diagrams.

$D_1$  and  $D_2$  are obtained from  $D$  by applying one of the Rules (5) to (11), to the left part of the sub-diagram for one of the two, and to the right part of the sub-diagram for the other (possibly after sliding  $d_1$  and  $d_2$  through the swap by naturality of it). To reduce them to a common diagram, we still focus on the same sub-diagram. If relevant, we reduce  $d_1$  and  $d_2$  to  $\neg$  or  $\neg$  as described in Remark 55. Otherwise we apply Rule (2) to all double negations to remove them. Then, if there are still two generators of type  $\text{---}\bowtie\text{---}$  or  $\text{---}\bowtie\text{---}$ , we apply the appropriate rule among (5) to (11), and finally we apply Rule (2) repeatedly to all resulting double negations to remove them. After that, the sub-diagram is of the form



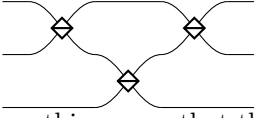
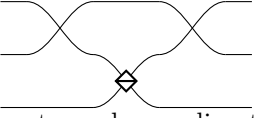
where  $\text{---}(\star)\text{---}$  denotes either  $\text{---}(\neg)\text{---}$  or  $\text{---}$ . It is easy to see that two diagrams of these forms have the same semantics only if they are equal. And since the reduction rules preserve the semantics, the two final sub-diagrams must have the same semantics, so they are equal.

The second possibility means that the union of the two patterns is of the form



where  $\text{---}(\star)\text{---}$  still denotes either  $\text{---}(\neg)\text{---}$  or  $\text{---}$ , and  $d_1, d_2 : 1 \rightarrow 1$  are arbitrary diagrams. This union is not necessarily a sub-diagram of  $D$ . Indeed, on the one hand, there can be some  $0 \rightarrow 0$  diagrams inside the loop, and on the other hand we may have to use the naturality of the swap to transform each of the two patterns into the other, which means that there are external wires that intersect the union. However, in any case, after applying (a) or (b), we can apply Rule (4) to transform it into  $\text{---}(\bigcirc)\text{---}$ . This reduces  $D_1$  and  $D_2$  to a common diagram, and finishes proving that the rewriting system is confluent.

Transforming a diagram by applying Equation (46), (5), (7'), (8), (10), (y) or  $(\sigma\sigma)$  amounts to applying, or to applying the opposite of, Rule (2), (9), (1), (5), (6), (2) or (11) respectively. Therefore, if two diagrams  $D_1$  and  $D_2$  are equal according to these equations, they are equivalent according to the equivalence relation generated by the reduction relation

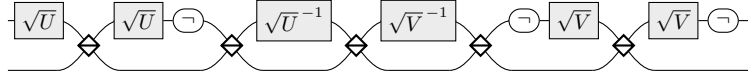
$\rightarrow$ . By confluence, this implies that there exists a diagram  $D'$  such that  $D_1 \rightarrow^* D'$  and  $D_2 \rightarrow^* D'$ . Since  and  are normal forms for the rewriting system, this proves that they are not equal according to Equations (46), (5), (7'), (8), (10), (y) and  $(\sigma\sigma)$ , and therefore that Equation (9) is not a consequence of these equations, which is what we wanted to prove. ◀

### B.3 Removing the trace – Loop unrolling

#### B.3.1 Proof of Proposition 26

By Proposition 21, there exists a diagram  $N$  in normal form such that  $\text{PBS} \vdash D = N$ . What we have to prove is that  $N$  is equivalent through the axioms of the PBS-calculus to a trace-free diagram. By remark 17, let us decompose  $N$  into  $P \circ E$ , where  $E$  is of the form  $E(U_0, V_0) \otimes \cdots \otimes E(U_{n-1}, V_{n-1})$ , and  $P$  is trace-free and gate-free. We just have to prove that  $E$  is equivalent to a trace-free diagram. By the axioms of the PROP, we can write  $E$  in the form  $E = \prod_{p=0}^{n-1} (-^{\otimes p} \otimes E(U_{\rightarrow,p}, U_{\uparrow,p}) \otimes -^{\otimes n-1-p})$ , so it is sufficient to prove that every diagram  $-^{\otimes p} \otimes E(U_{\rightarrow,p}, U_{\uparrow,p}) \otimes -^{\otimes n-1-p}$  is equivalent to a trace-free diagram. For this it is enough to prove that any diagram of the form  $E(U, V) \otimes -$  or  $- \otimes E(U, V)$  is equivalent to a trace-free diagram. And since  $- \otimes E(U, V) = \text{X} \circ (E(U, V) \otimes -) \circ \text{X}$ , it suffices to prove that  $E(U, V) \otimes -$  is equivalent to a trace-free diagram.

First, assume that  $U$  and  $V$  have a square root. Then  $E(U, V) \otimes -$  is equivalent to



If  $U$  or  $V$  does not have a square root, let us consider their polar decompositions  $U = QS$  and  $V = Q'S'$  with  $Q, Q'$  unitary and  $S, S'$  positive-definite Hermitian. Then by Equation (15),  $\text{PBS} \vdash E(U, V) \otimes - = (E(Q, Q') \otimes -) \circ (E(S, S') \otimes -)$ , and since each of  $Q, S, Q'$  and  $S'$  have a square root,  $E(Q, Q') \otimes -$  and  $E(S, S') \otimes -$  are equivalent to trace-free diagrams of the form above, so that by composition  $E(U, V) \otimes -$  is equivalent to a trace-free diagram too.

#### B.3.2 Proof of Lemma 27

We prove the result by structural induction on  $D$ .

If  $D = \boxed{\phantom{x}}, -, \neg, \text{X}$  or  $\text{X}$  then for every  $(c, p)$  we have  $[D]_{c,p} = I_q$  which is invertible, so the result holds.

If  $D = \boxed{U}$  then for every  $c \in \{\rightarrow, \uparrow\}$  we have  $[D]_{c,0} = U$ . If  $U$  is invertible, then the result holds, and if  $U$  is not invertible, then the result holds too.

If  $D = D_2 \circ D_1$ , then for any  $(c, p)$  we have  $[D]_{c,p} = [D_2]_{\tau_{D_1}(c,p)} [D_1]_{c,p}$ . The product  $[D_2]_{\tau_{D_1}(c,p)} [D_1]_{c,p}$  is invertible if and only if both  $[D_2]_{\tau_{D_1}(c,p)}$  and  $[D_1]_{c,p}$  are. Therefore, if all  $[D_1]_{c,p}$  and all  $[D_2]_{c,p}$  are invertible then all  $[D]_{c,p}$  are invertible. If not all  $[D_1]_{c,p}$  are invertible, then by induction hypothesis at least two of them are not, and consequently at least two  $[D]_{c,p}$  are not invertible. If not all  $[D_2]_{c,p}$  are invertible, then by induction hypothesis at least two of them are not; since  $\tau_{D_1}$  is surjective this implies that at least two

$[D_2]_{\tau_{D_1}(c,p)}$  are not invertible and consequently that at least two  $[D]_{c,p}$  are not invertible. In all three cases, the result holds.

If  $D = D_1 \otimes D_2$ , then the set of all  $[D]_{c,p}$  is the union of the set of all  $[D_1]_{c,p}$  and the set of all  $[D_2]_{c,p}$ . Therefore, if all  $[D_1]_{c,p}$  and  $[D_2]_{c,p}$  are invertible then all  $[D]_{c,p}$  are, and if not all are invertible, then by induction hypothesis at least two  $[D_1]_{c,p}$  or two  $[D_2]_{c,p}$  are not invertible, so that at least two  $[D]_{c,p}$  are not invertible. In both cases the result holds.

### B.3.3 Proof of Lemma 29

We proceed by structural induction on  $D$ .

If  $D = \boxed{\phantom{0}}, -, \neg, \bowtie$  or  $\boxtimes$ , then  $D$  does not contain any gate and for any  $(c,p)$  we have  $\det([D]_{c,p}) = 1$ , so with the usual convention that the empty product is equal to 1, the result holds.

If  $D = \boxed{U}$ , then we have  $|D| = \prod_{c \in \{\rightarrow, \uparrow\}} \det(U) = \det(U)^2$ , and  $\boxed{U}$  is the only gate in  $D$ , so the result holds.

If  $D = D_2 \circ D_1$ , then on the one hand the set of gates of  $D$  is the disjoint union of the set of gates of  $D_1$  and this of  $D_2$ , so

$$\prod_{G \text{ gate in } D} \det(U(G))^2 = \left( \prod_{G \text{ gate in } D_1} \det(U(G))^2 \right) \left( \prod_{G \text{ gate in } D_2} \det(U(G))^2 \right),$$

which by induction hypothesis is equal to  $|D_1||D_2|$ ; on the other hand we have

$$\begin{aligned} |D| &= \prod_{c \in \{\rightarrow, \uparrow\}, p \in [n]} \det([D]_{c,p}) \\ &= \prod_{c \in \{\rightarrow, \uparrow\}, p \in [n]} \det([D_2]_{\tau_{D_1}(c,p)} [D_1]_{c,p}) \\ &= \prod_{c \in \{\rightarrow, \uparrow\}, p \in [n]} \det([D_2]_{\tau_{D_1}(c,p)}) \det([D_1]_{c,p}) \\ &= \left( \prod_{c \in \{\rightarrow, \uparrow\}, p \in [n]} \det([D_2]_{\tau_{D_1}(c,p)}) \right) \left( \prod_{c \in \{\rightarrow, \uparrow\}, p \in [n]} \det([D_1]_{c,p}) \right) \\ &= \left( \prod_{c \in \{\rightarrow, \uparrow\}, p \in [n]} \det([D_2]_{c,p}) \right) \left( \prod_{c \in \{\rightarrow, \uparrow\}, p \in [n]} \det([D_1]_{c,p}) \right) \\ &= |D_1||D_2| \end{aligned}$$

which proves the result for  $D$ .

If  $D = D_1 \otimes D_2$ , then on the one hand the set of gates of  $D$  is the disjoint union of the set of gates of  $D_1$  and this of  $D_2$ , so

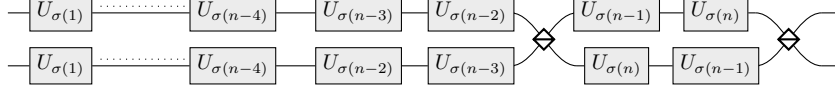
$$\prod_{G \text{ gate in } D} \det(U(G))^2 = \left( \prod_{G \text{ gate in } D_1} \det(U(G))^2 \right) \left( \prod_{G \text{ gate in } D_2} \det(U(G))^2 \right),$$

which by induction hypothesis is equal to  $|D_1||D_2|$ ; on the other hand the set of the  $[D]_{c,p}$  is the disjoint union of the set of the  $[D_1]_{c,p}$  and the set of the  $[D_2]_{c,p}$ , so  $|D| = |D_1||D_2|$ . This proves the result for  $D$ .



### C Example: controlled permutation

Let  $n \geq 4$  and let  $U_1, \dots, U_n$  be transformations. The parallel composition of all diagrams of the following form, with  $\sigma$  a permutation such that  $\sigma(n-3) < \sigma(n-2)$  and  $\sigma(n-1) < \sigma(n)$ , is a  $\frac{n!}{2} \rightarrow \frac{n!}{2}$  diagram, with  $\frac{n!}{2}$  occurrences of each gate, that implements a controlled permutation of the  $U_i$ :

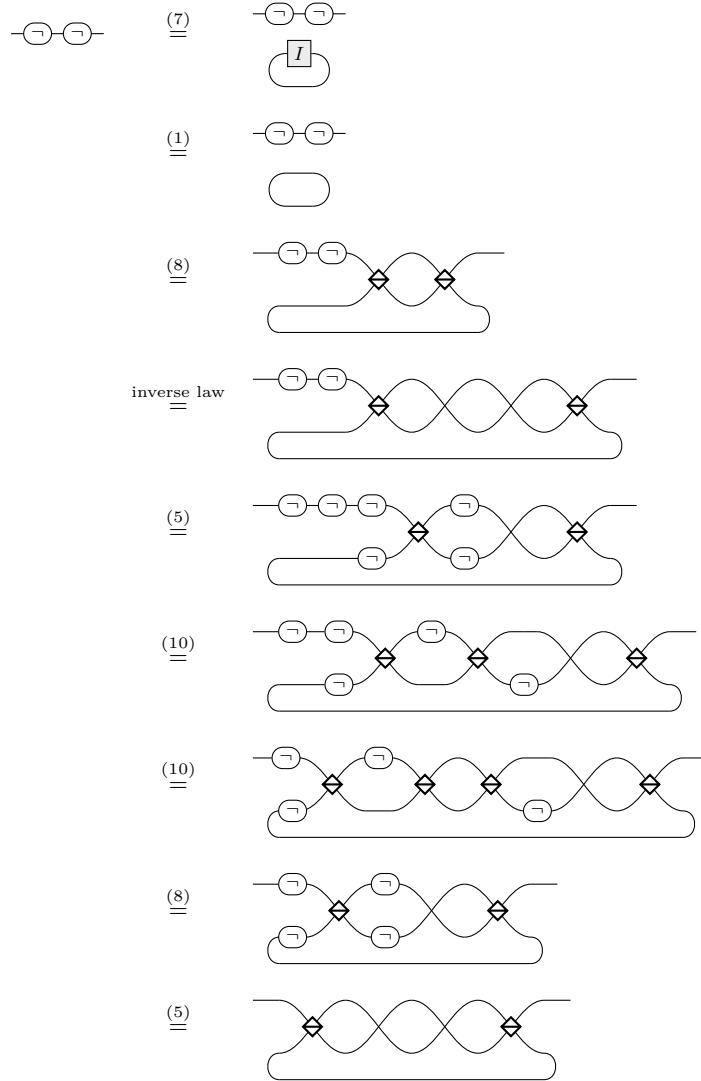


### D Derivation of double-negation elimination from the axioms of the PBS-calculus

► **Lemma 56.** *The following equation is a consequence of the axioms of the PBS-calculus:*

$$\neg\neg = \text{---} \quad (11)$$

**Proof.** To prove this equation, we have:



$$\begin{array}{c}
\text{inverse law} \\
\equiv \\
\text{(8)} \\
\equiv \\
\text{(1)} \\
\equiv \\
\text{(7)} \\
\equiv
\end{array}$$

### **E** Proof of equivalence between the two diagrams of Figure 2 using the PBS-calculus

We need the following two ancillary equations:

► **Lemma 57.** *The following equations are consequences of the axioms of the PBS-calculus:*

$$\text{Diagram 1} = \text{Diagram 2} \quad (47)$$

$$\text{Diagram 3} = \text{Diagram 4} \quad (48)$$

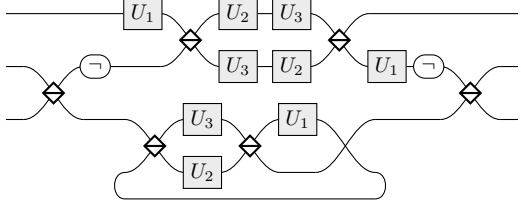
**Proof.** To prove Equation (47), we have:

$$\begin{array}{c}
\text{Diagram 5} \stackrel{(5),(11)}{=} \text{Diagram 6} \\
\stackrel{\text{dinaturality, (2),(11)}}{=} \text{Diagram 7}
\end{array}$$

To prove Equation (48), we have:

$$\begin{array}{c}
\text{Diagram 8} \stackrel{(11),(2) \text{ dinaturality}}{=} \text{Diagram 9} \\
\stackrel{(5)}{=} \text{Diagram 10}
\end{array}$$

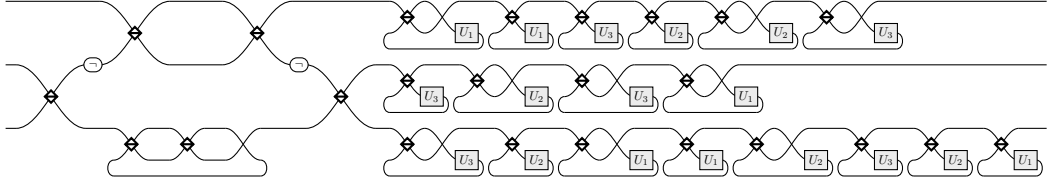
We have to transform the following diagram into the other one of Figure 2:



First, we transform each gate into two loops using Equations (43) and (27):

$$\begin{aligned}
 \text{---} U_i \text{---} &\stackrel{(43)}{=} \text{---} \begin{array}{c} \text{---} U_i \text{---} \\ \text{---} U_i \text{---} \end{array} \text{---} \\
 &\stackrel{(27)}{=} \text{---} \begin{array}{c} \text{---} U_i \text{---} \\ \text{---} U_i \text{---} \end{array} \text{---}
 \end{aligned}$$

then we slide all loops to the right using Equations (28), (29), (30), (31), (47) and (48). We get:



Next, we transform the left part:

$$\begin{aligned}
 &\text{---} \begin{array}{c} \text{---} \text{---} \\ \text{---} \text{---} \end{array} \text{---} \stackrel{(8),(11), \text{yanking}}{=} \text{---} \text{---} \\
 &\text{---} \begin{array}{c} \text{---} \text{---} \\ \text{---} \text{---} \end{array} \text{---} \stackrel{\text{inverse law, (8), naturality of the swap}}{=} \text{---} \text{---} \\
 &\text{---} \begin{array}{c} \text{---} \text{---} \\ \text{---} \text{---} \end{array} \text{---} \stackrel{(9)(23)}{=} \text{---} \text{---}
 \end{aligned}$$

Finally, again using again Equations (28) to (31), (47) and (48), then (27) and (43), we slide the loops into the diagram and merge them two by two to get the desired diagram:

