

Analytical view on non-invasive measurement of moving charge by position dependent semiconductor qubit

Krzysztof Pomorski^{1,2,3}

1: University College Dublin, School of Computer Science, Ireland

2: University College Dublin, School of Electrical and Electronic Engineering, Ireland

3: Quantum Hardware Systems:www.quantumhardwaresystems.com

March 3, 2020

Abstract

Detection of moving charge in free space is presented in the framework of single electron CMOS devices. It opens the perspective for construction of new type detectors for beam diagnostic in accelerators. General phenomenological model of noise acting on position based qubit implemented in semiconductor quantum dots is given in the framework of simplistic tight-binding model.

1 Motivation for weak measurement of moving charged particles

In nature matter has the attribute of having electric charge. Interaction between charged particles is the foundation base for atoms and molecules. Currently various experiments are conducted with charged particles as present in CERN and DESY accelerators. The controlled movement of charged particles as protons, electrons, light and heavy ions or other elementary particles takes place under static and time-dependent electric field and magnetic field generated in well organized pattern that is consequence of Maxwell equations. In particular one uses the magnetic focussing to keep the accelerator beam confined to certain finite geometrical space. Moving charges generate electric and magnetic field what is reflected in time-dependent electric field and time-dependent vector potential field. Such time-dependent electric and magnetic field can be sensed by various types of detectors. If movement of the charged particle is traced only by time-dependent fields that are generated by observed particle one can deal with weak non-invasive measurement. Moving particle will always bring some action on the detector. On another hand the detector will respond to the action of external time-dependent magnetic and electric field. This detector response will generate counter electric and magnetic field that will try to compensate the effect of field trying to change the state of detector. Therefore one has mutual interaction between moving charged particles and detector. However if the speed of moving particles is very high this interaction will take very short time and will only slightly deflect the trajectory of moving charged particle that is under observation. Therefore one deals with weak measurement that is changing the physical state of object under observation in perturbative way [1]. Now we will concentrate on the description of the detector of moving charged particles. One can choose various types of detectors as measuring device for example: superconducting SQUIDS, Josephson junctions, NV-diamond sensors or single electron semiconductor devices. Because of rapid developments in cryogenic CMOS technology and scalability of those detectors we will concentrate on single electron semiconductor devices as most promising detectors for massive use described by [1], [3], [4] and [8].

2 Single electron devices as detectors of moving charged particles

Quite recently it has been proposed by Fujisawa and Petta to use single electron devices for classical and quantum information processing. This technology relies on the chain of coupled quantum dots that can be implemented in various semiconductors. In particular one can use CMOS transistor with source and drain with channel in-between that is controlled by external polarizing gate as it is depicted in Fig.1. Recent CMOS technologies allow for fabrication of transistor with channel length from 22nm to 3nm. If one can place one electron in source-channel-drain system (S-CH-D) than one can approximate the physical system by two coupled quantum dots. It is convenient to use tight-binding formalism to describe electron dynamics with time. In such case instead of wavefunction of electron it is useful to use maximum localized wavefunctions (Wannier functions) of that electron on the left and right quantum dot that are denoted by $|1, 0\rangle$ and $|0, 1\rangle$. One obtains the following simplistic Hamiltonian of position-based qubit given as

$$H = E_p(1) |1, 0\rangle \langle 1, 0| + E_p(2) |0, 1\rangle \langle 0, 1| + |t_{1 \rightarrow 2}| |1, 0\rangle \langle 0, 1| + |t_{2 \rightarrow 1}| |0, 1\rangle \langle 1, 0|. \quad (1)$$

Here $E_p(1)$ or $E_p(2)$ has the meaning of minima of confining potential on the left or right quantum dot. It can be recognized as localized energy on the left or right quantum dot. The tunneling process between left and right quantum dot or classical movement electron between left and right quantum dot can be accounted by the term $|t_{1 \rightarrow 2}$ that has the meaning of delocalized energy (energy participating in particle transfer between quantum dots). If electron kinetic energy is much beyond the potential barrier separating left and right quantum dot that one can assign the meaning of kinetic energy to the term $|t_{1 \rightarrow 2}$ or $|t_{2 \rightarrow 1}$. The quantum state of position based qubit is given as superposition of presence on the left and right quantum dot and is expressed by the formula

$$|\psi\rangle = \alpha_t |1, 0\rangle + \beta_t |0, 1\rangle, \quad (2)$$

where $|1, 0\rangle = w_L(x)$, $|0, 1\rangle = w_R(x)$ are maximum localized functions on the left and right side of position based qubit. In case of position dependent qubit we have

$$i\hbar \frac{d}{dt} |\psi\rangle = \begin{pmatrix} E_{p1} & t_{s12} \\ t_{s12}^* & E_{p2} \end{pmatrix} |\psi\rangle = E(t) |\psi\rangle. \quad (3)$$

For simplicity we consider $E_{p1} = E_{p2} = E_p$, $t_{s12} = t_s$. We have two eigenenergies $E_1 = E_p - t_s$ and $E_2 = E_p + t_s$ and eigenstates are as follows

$$\begin{aligned} |E_1\rangle &= \frac{1}{\sqrt{2}}(|1, 0\rangle - |0, 1\rangle) = \frac{1}{\sqrt{2}} \begin{pmatrix} +1 \\ -1 \end{pmatrix}, \\ |E_2\rangle &= \frac{1}{\sqrt{2}}(|1, 0\rangle + |0, 1\rangle) = \frac{1}{\sqrt{2}} \begin{pmatrix} +1 \\ +1 \end{pmatrix}. \end{aligned} \quad (4)$$

In general case we have superposition of energy levels E_1 and E_2 as $|\psi\rangle = c_{E1} e^{i\phi_{E1}} |E1\rangle_t + c_{E2} e^{i\phi_{E2}} |E2\rangle_t$ and in details we have

$$|\psi\rangle = e^{i\phi_{E1}} \begin{pmatrix} +c_{E1} e^{\frac{E_1}{i\hbar}t} \\ -c_{E1} e^{\frac{E_1}{i\hbar}t} \end{pmatrix} + e^{i\phi_{E2}} \begin{pmatrix} +c_{E2} e^{\frac{E_2}{i\hbar}t} \\ +c_{E2} e^{\frac{E_2}{i\hbar}t} \end{pmatrix} = \begin{pmatrix} +e^{i\phi_{E1}} c_{E1} e^{\frac{E_1}{i\hbar}t} + e^{i\phi_{E2}} c_{E2} e^{\frac{E_2}{i\hbar}t} \\ -e^{i\phi_{E1}} c_{E1} e^{\frac{E_1}{i\hbar}t} + e^{i\phi_{E2}} c_{E2} e^{\frac{E_2}{i\hbar}t} \end{pmatrix} = \begin{pmatrix} \alpha(t) \\ \beta(t) \end{pmatrix} \quad (5)$$

where $|c_{E1}|^2 + |c_{E2}|^2 = 1$ (sum of occupancy probability of energy level 1 and 2) and $|\alpha(t)|^2 + |\beta(t)|^2 = 1$ (sum of probability of occupancy of left and right side by electron). Under influence of very quickly moving charge we have

$$i\hbar \frac{d}{dt} |\psi\rangle = \begin{pmatrix} E_{p1} + f_1(t) & t_{s12} + f_3(t) \\ t_{s12}^* + f_3(t)^* & E_{p2} + f_2(t) \end{pmatrix} |\psi\rangle = E(t) |\psi\rangle. \quad (6)$$

More exactly we have

$$i\hbar \frac{d}{dt} \begin{pmatrix} \alpha(t) \\ \beta(t) \end{pmatrix} = \begin{pmatrix} E_{peff1}(t) & t_{eff-s12}(t) \\ t_{eff-s12}(t)^* & E_{peff2}(t) \end{pmatrix} \begin{pmatrix} \alpha(t) \\ \beta(t) \end{pmatrix} = \begin{pmatrix} E_{p1} + f_1(t) & t_{s12} + f_3(t) \\ t_{s12}^* + f_3(t)^* & E_{p2} + f_2(t) \end{pmatrix} \begin{pmatrix} \alpha(t) \\ \beta(t) \end{pmatrix} = E(t) \begin{pmatrix} \alpha(t) \\ \beta(t) \end{pmatrix} \quad (7)$$

Single proton movement in proximity of position based qubit

$$f_1(t) = \sum_{k=1}^{N_{protons}} V_1(k) \delta(t - t_1(k)), f_2(t) = \sum_{k=1}^{N_{protons}} V_2(k) \delta(t - t_1(k)), f_3(t) = \sum_{k=1}^{N_{protons}} (V_3(k) + iV_4(k)) \delta(t - t_1(k)). \quad (8)$$

In general case one shall have effective values of $E_{peff1}(t)$, $E_{peff2}(t)$, $t_{eff-s12}(t)$ and $t_{eff-s21}(t)$ given by formulas

$$\begin{aligned} E_{peff1}(t) &= \int_{-\infty}^{+\infty} dx w_L^*(x) \left(-\frac{\hbar^2}{2m_e} \frac{d^2}{dx^2} + V_{pol}(x) + V_p(t) \right) w_L(x), \\ E_{peff2}(t) &= \int_{-\infty}^{+\infty} dx w_R^*(x) \left(-\frac{\hbar^2}{2m_e} \frac{d^2}{dx^2} + V_{pol}(x) + V_p(t) \right) w_R(x), \\ t_{eff-s12}(t) &= \int_{-\infty}^{+\infty} dx w_R^*(x) \left(-\frac{\hbar^2}{2m_e} \frac{d^2}{dx^2} + V_{pol}(x) + V_p(t) \right) w_L(x), \\ t_{eff-s21}(t) &= \int_{-\infty}^{+\infty} dx w_L^*(x) \left(-\frac{\hbar^2}{2m_e} \frac{d^2}{dx^2} + V_{pol}(x) + V_p(t) \right) w_R(x), \end{aligned} \quad (9)$$

where $w_L(x)$ and $w_R(x)$ are maximum localized states (Wannier functions) in the left and right quantum dots and where $V_{pol}(x)$ is the qubit polarizing electrostatic potential with $V_p(t)$ as electrostatic potential coming

from proton moving in the accelerator beam. For simplicity let us consider 3 terms perturbing single electron qubit Hamiltonian

$$f_1(t) = V_1\delta(t - t_1), f_2(t) = V_2\delta(t - t_2), f_3(t) = (V_3 + iV_4)\delta(t - t_2) \quad (10)$$

and we obtain the modified Hamiltonian of qubit as

$$i\hbar \frac{d}{dt} \begin{pmatrix} \alpha(t) \\ \beta(t) \end{pmatrix} = \begin{pmatrix} E_{p1} + V_1\delta(t - t_1) & t_{s12} + (V_3 + iV_4)\delta(t - t_1) \\ t_{s12}^* + (V_3 - iV_4)\delta(t - t_1) & E_{p2} + V_2\delta(t - t_1) \end{pmatrix} \begin{pmatrix} \alpha(t) \\ \beta(t) \end{pmatrix} = E(t) \begin{pmatrix} \alpha(t) \\ \beta(t) \end{pmatrix} \quad (11)$$

and is the system of 2 coupled differential equations

$$\begin{aligned} i\hbar \frac{d}{dt} \alpha(t) &= (E_{p1} + V_1\delta(t - t_1))\alpha(t) + (t_{s12} + (V_3 + iV_4)\delta(t - t_1))\beta(t), \\ i\hbar \frac{d}{dt} \beta(t) &= (E_{p2} + V_2\delta(t - t_1))\beta(t) + (t_{s12}^* + (V_3 - iV_4)\delta(t - t_1))\alpha(t), \end{aligned} \quad (12)$$

that can be rewritten in discrete form as

$$\begin{aligned} i\hbar \frac{1}{2\delta t} (\alpha(t + \delta t) - \alpha(t - \delta t)) &= (E_{p1} + V_1\delta(t - t_1))\alpha(t) + (t_{s12} + (V_3 + iV_4)\delta(t - t_1))\beta(t), \\ i\hbar \frac{1}{2\delta t} (\beta(t + \delta t) - \beta(t - \delta t)) &= (E_{p2} + V_2\delta(t - t_1))\beta(t) + (t_{s12}^* + (V_3 - iV_4)\delta(t - t_1))\alpha(t), \end{aligned} \quad (13)$$

Applying operator $\int_{t_1 - \delta t}^{t_1 + \delta t} dt'$ to both sides of previous equations with very small $\delta t \rightarrow 0$ we obtain two algebraic relations as

$$\begin{aligned} i\hbar(\alpha(t_1^+) - \alpha(t_1^-)) &= V_1\alpha(t_1^+) + (V_3 + iV_4)\beta(t_1^+), \\ i\hbar(\beta(t_1^+) - \beta(t_1^-)) &= V_2\beta(t_1^+) + (V_3 - iV_4)\alpha(t_1^+). \end{aligned} \quad (14)$$

Linear combination of quantum states of qubit before the measurement is expressed by quantum states of qubit after weak measurement that was due to the interaction of qubit with external passing charged particle so we obtain

$$\begin{aligned} (i\hbar - V_1)\alpha(t_1^+) - (V_3 + iV_4)\beta(t_1^+) &= i\hbar\alpha(t_1^-), \\ (i\hbar - V_2)\beta(t_1^+) - (V_3 - iV_4)\alpha(t_1^+) &= i\hbar\beta(t_1^-). \end{aligned} \quad (15)$$

Last equations can be written in the compact form as

$$\begin{pmatrix} (i\hbar - V_1) & -(V_3 + iV_4) \\ -(V_3 - iV_4) & (i\hbar - V_2) \end{pmatrix} \begin{pmatrix} \alpha(t_1^+) \\ \beta(t_1^+) \end{pmatrix} = i\hbar \begin{pmatrix} \alpha(t_1^-) \\ \beta(t_1^-) \end{pmatrix} \quad (16)$$

or equivalently

$$\begin{pmatrix} \alpha(t_1^+) \\ \beta(t_1^+) \end{pmatrix} = i\hbar \begin{pmatrix} (i\hbar - V_1) & -(V_3 + iV_4) \\ -(V_3 - iV_4) & (i\hbar - V_2) \end{pmatrix}^{-1} \begin{pmatrix} \alpha(t_1^-) \\ \beta(t_1^-) \end{pmatrix} \quad (17)$$

and it implies that quantum state after weak measurement is obtained as the linear transformation of the quantum state before the measurement so

$$\begin{pmatrix} \alpha(t_1^+) \\ \beta(t_1^+) \end{pmatrix} = \frac{\hbar}{(\hbar + iV_1)(\hbar + iV_2) + V_3^2 + V_4^2} \begin{pmatrix} (\hbar + iV_2) & (-iV_3 + V_4) \\ (-iV_3 - V_4) & (\hbar + iV_1) \end{pmatrix} \begin{pmatrix} \alpha(t_1^-) \\ \beta(t_1^-) \end{pmatrix} \quad (18)$$

and hence

$$\begin{aligned} \begin{pmatrix} \alpha(t_1^+) \\ \beta(t_1^+) \end{pmatrix} &= \hat{M} \begin{pmatrix} \alpha(t_1^-) \\ \beta(t_1^-) \end{pmatrix} \begin{pmatrix} \alpha(t_1^+) \\ \beta(t_1^+) \end{pmatrix} = \begin{pmatrix} M_{1,1} & M_{1,2} \\ M_{2,1} & M_{2,2} \end{pmatrix} \begin{pmatrix} \alpha(t_1^-) \\ \beta(t_1^-) \end{pmatrix} = \\ &= \frac{1}{(\hbar^4 + (-V_1V_2 + V_3^2 + V_4^2)^2 + \hbar^2(V_1^2 + V_2^2 + 2(V_3^2 + V_4^2)))} \times \begin{pmatrix} M_{r(1,1)} + iM_{i(1,1)} & M_{r(1,2)} + iM_{i(1,2)} \\ M_{r(2,1)} + iM_{i(2,1)} & M_{r(2,2)} + iM_{i(2,2)} \end{pmatrix}. \end{aligned} \quad (19)$$

Now we identify diagonal parts of matrix \hat{M} as $M_{1,1}$

$$\begin{aligned} M_{1,1} &= \frac{(\hbar^2(\hbar^2 + V_2^2 + V_3^2 + V_4^2))}{(\hbar^4 + (-V_1V_2 + V_3^2 + V_4^2)^2 + \hbar^2(V_1^2 + V_2^2 + 2(V_3^2 + V_4^2)))} + \\ &+ i \left(\frac{\hbar(-\hbar^2V_1 + V_2(-V_1V_2 + V_3^2 + V_4^2))}{(\hbar^4 + (-V_1V_2 + V_3^2 + V_4^2)^2 + \hbar^2(V_1^2 + V_2^2 + 2(V_3^2 + V_4^2)))} \right) = \\ &= \frac{1}{(\hbar^4 + (-V_1V_2 + V_3^2 + V_4^2)^2 + \hbar^2(V_1^2 + V_2^2 + 2(V_3^2 + V_4^2)))} \times \\ &\times [(\hbar^2(\hbar^2 + V_2^2 + V_3^2 + V_4^2)) + i(\hbar(-\hbar^2V_1 + V_2(-V_1V_2 + V_3^2 + V_4^2)))] = \\ &= \frac{1}{(\hbar^4 + (-V_1V_2 + V_3^2 + V_4^2)^2 + \hbar^2(V_1^2 + V_2^2 + 2(V_3^2 + V_4^2)))} [M_{r(1,1)} + iM_{i(1,1)}] \end{aligned} \quad (20)$$

and $M_{2,2}$

$$\begin{aligned}
M_{2,2} &= \frac{(\hbar^2(\hbar^2 + V_1^2 + V_3^2 + V_4^2))}{(\hbar^4 + (-V_1V_2 + V_3^2 + V_4^2)^2 + \hbar^2(V_1^2 + V_2^2 + 2(V_3^2 + V_4^2)))} + \\
&+ i\left(\frac{\hbar(-\hbar^2V_2 + V_1(-V_1V_2 + V_3^2 + V_4^2))}{(\hbar^4 + (-V_1V_2 + V_3^2 + V_4^2)^2 + \hbar^2(V_1^2 + V_2^2 + 2(V_3^2 + V_4^2)))}\right) = \\
&= \frac{1}{(\hbar^4 + (-V_1V_2 + V_3^2 + V_4^2)^2 + \hbar^2(V_1^2 + V_2^2 + 2(V_3^2 + V_4^2)))} \times \\
&\times [(\hbar^2(\hbar^2 + V_1^2 + V_3^2 + V_4^2)) + i(\hbar(-\hbar^2V_2 + V_1(-V_1V_2 + V_3^2 + V_4^2)))] = \\
&\frac{1}{(\hbar^4 + (-V_1V_2 + V_3^2 + V_4^2)^2 + \hbar^2(V_1^2 + V_2^2 + 2(V_3^2 + V_4^2)))} [M_{r(2,2)} + iM_{i(2,2)}]. \tag{21}
\end{aligned}$$

Non-diagonal parts of matrix are given as

$$\begin{aligned}
M_{1,2} &= \frac{(\hbar(-\hbar(V_1 + V_2)V_3 + (\hbar^2 - V_1V_2 + V_3^2)V_4 + V_4^3))}{(\hbar^4 + (-V_1V_2 + V_3^2 + V_4^2)^2 + \hbar^2(V_1^2 + V_2^2 + 2(V_3^2 + V_4^2)))} \\
&- i\left(\frac{\hbar(\hbar^2V_3 + \hbar(V_1 + V_2)V_4 + V_3(-V_1V_2 + V_3^2 + V_4^2))}{(\hbar^4 + (-V_1V_2 + V_3^2 + V_4^2)^2 + \hbar^2(V_1^2 + V_2^2 + 2(V_3^2 + V_4^2)))}\right) = \\
&= \frac{1}{(\hbar^4 + (-V_1V_2 + V_3^2 + V_4^2)^2 + \hbar^2(V_1^2 + V_2^2 + 2(V_3^2 + V_4^2)))} \times \\
&\quad \times [(\hbar(-\hbar(V_1 + V_2)V_3 + (\hbar^2 - V_1V_2 + V_3^2)V_4 + V_4^3)) + \\
&\quad - i((\hbar(\hbar^2V_3 + \hbar(V_1 + V_2)V_4 + V_3(-V_1V_2 + V_3^2 + V_4^2)))] = \\
&\frac{1}{(\hbar^4 + (-V_1V_2 + V_3^2 + V_4^2)^2 + \hbar^2(V_1^2 + V_2^2 + 2(V_3^2 + V_4^2)))} [M_{r(1,2)} + iM_{i(1,2)}] \tag{22}
\end{aligned}$$

and

$$\begin{aligned}
M_{2,1} &= \left(-\left(\frac{\hbar(\hbar(V_1 + V_2)V_3 + (\hbar^2 - V_1V_2 + V_3^2)V_4 + V_4^3)}{(\hbar^4 + (-V_1V_2 + V_3^2 + V_4^2)^2 + \hbar^2(V_1^2 + V_2^2 + 2(V_3^2 + V_4^2)))}\right)\right) + \\
&+ i\left(\frac{\hbar(-\hbar^2V_3 + \hbar(V_1 + V_2)V_4 - V_3(-V_1V_2 + V_3^2 + V_4^2))}{(\hbar^4 + (-V_1V_2 + V_3^2 + V_4^2)^2 + \hbar^2(V_1^2 + V_2^2 + 2(V_3^2 + V_4^2)))}\right) = \\
&= \frac{1}{(\hbar^4 + (-V_1V_2 + V_3^2 + V_4^2)^2 + \hbar^2(V_1^2 + V_2^2 + 2(V_3^2 + V_4^2)))} \times \\
&\quad \times [-(\hbar(\hbar(V_1 + V_2)V_3 + (\hbar^2 - V_1V_2 + V_3^2)V_4 + V_4^3)) + \\
&\quad + i(\hbar(-\hbar^2V_3 + \hbar(V_1 + V_2)V_4 - V_3(-V_1V_2 + V_3^2 + V_4^2)))] = \\
&\frac{1}{(\hbar^4 + (-V_1V_2 + V_3^2 + V_4^2)^2 + \hbar^2(V_1^2 + V_2^2 + 2(V_3^2 + V_4^2)))} [M_{r(2,1)} + iM_{i(2,1)}]. \tag{23}
\end{aligned}$$

We recognize energy transfer during proton movement in close proximity to position dependent qubit so the quantum state after weak measurement is given as

$$\begin{aligned}
|\psi\rangle_m &= e^{i\phi_{E1m}} c_{E1m} e^{\frac{E_1}{\hbar}t} |E_1\rangle + e^{i\phi_{E2m}} c_{E2m} e^{\frac{E_2}{\hbar}t} |E_2\rangle = \\
&= \begin{pmatrix} +e^{i\phi_{E1m}} c_{E1m} e^{\frac{E_1}{\hbar}t} + e^{i\phi_{E2m}} c_{E2m} e^{\frac{E_2}{\hbar}t} \\ -e^{i\phi_{E1m}} c_{E1m} e^{\frac{E_1}{\hbar}t} + e^{i\phi_{E2m}} c_{E2m} e^{\frac{E_2}{\hbar}t} \end{pmatrix} = \begin{pmatrix} M_{1,1} & M_{1,2} \\ M_{2,1} & M_{2,2} \end{pmatrix} \begin{pmatrix} +e^{i\phi_{E1}} c_{E1} e^{\frac{E_1}{\hbar}t} + e^{i\phi_{E2}} c_{E2} e^{\frac{E_2}{\hbar}t} \\ -e^{i\phi_{E1}} c_{E1} e^{\frac{E_1}{\hbar}t} + e^{i\phi_{E2}} c_{E2} e^{\frac{E_2}{\hbar}t} \end{pmatrix} \tag{24}
\end{aligned}$$

We obtain the quantum state after weak measurement in the form as

$$e^{i\phi_{E1m}} c_{E1m} = \frac{e^{-\frac{E_1}{\hbar}t}}{\sqrt{2}} \begin{pmatrix} 1 & -1 \end{pmatrix} \begin{pmatrix} M_{1,1} & M_{1,2} \\ M_{2,1} & M_{2,2} \end{pmatrix} \begin{pmatrix} +e^{i\phi_{E1}} c_{E1} e^{\frac{E_1}{\hbar}t} + e^{i\phi_{E2}} c_{E2} e^{\frac{E_2}{\hbar}t} \\ -e^{i\phi_{E1}} c_{E1} e^{\frac{E_1}{\hbar}t} + e^{i\phi_{E2}} c_{E2} e^{\frac{E_2}{\hbar}t} \end{pmatrix} \tag{25}$$

and

$$e^{i\phi_{E2m}} c_{E2m} = \frac{e^{-\frac{E_2}{\hbar}t}}{\sqrt{2}} \begin{pmatrix} 1 & 1 \end{pmatrix} \begin{pmatrix} M_{1,1} & M_{1,2} \\ M_{2,1} & M_{2,2} \end{pmatrix} \begin{pmatrix} +e^{i\phi_{E1}} c_{E1} e^{\frac{E_1}{\hbar}t} + e^{i\phi_{E2}} c_{E2} e^{\frac{E_2}{\hbar}t} \\ -e^{i\phi_{E1}} c_{E1} e^{\frac{E_1}{\hbar}t} + e^{i\phi_{E2}} c_{E2} e^{\frac{E_2}{\hbar}t} \end{pmatrix} \tag{26}$$

We have

$$\begin{aligned}
e^{i\phi_{E1m}} c_{E1m} &= \frac{1}{\sqrt{2}} (c_{E2} e^{i(\phi_{E2} + (E_1 - E_2)t)}) (M_{1,1} + M_{1,2} - M_{2,1} - M_{2,2}) + \\
&+ c_{E1} e^{i\phi_{E1}} (M_{1,1} - M_{1,2} - M_{2,1} + M_{2,2}) = \tag{27}
\end{aligned}$$

and

$$e^{i\phi_{E2m}} c_{E2m} = \frac{1}{\sqrt{2}} (c_{E2} e^{i(\phi_{E1} + (-E_1 + E_2)t)} (M_{1,1} - M_{1,2} + M_{2,1} - M_{2,2}) + c_{E2} e^{i\phi_{E2}} (M_{1,1} + M_{1,2} + M_{2,1} + M_{2,2})) = \quad (28)$$

Last expression are given with parameters of weak measurement as

$$e^{i\phi_{E1m}} c_{E1m} = \frac{1}{2(\hbar^4 + (-V_1 V_2 + V_3^2 + V_4^2)^2 + \hbar^2(V_1^2 + V_2^2 + 2(V_3^2 + V_4^2)))} \times \\ \times \left[\hbar(c_{E1} |\hbar(2\hbar^2 + V_1^2 + V_2^2 + 2V_1 V_3 + 2V_3(V_2 + V_3) + 2V_4^2) \text{Cos}[\phi_{E1}] + \right. \\ + c_{E2} (\hbar(-V_1^2 + V_2^2) + 2(\hbar^2 - V_1 V_2 + V_3^2)V_4 + 2V_4^3) \text{Cos}[\phi_{E2} + (E_1 - E_2)t] + \\ + c_{E1} (\hbar^2(V_1 + V_2 - 2V_3) + (V_1 + V_2 + 2V_3)(V_1 V_2 - V_3^2 - V_4^2)) \text{Sin}[\phi_{E1}] + \\ \left. + c_{E2} ((V_1 - V_2)(\hbar^2 - V_1 V_2 + V_3^2) + 2\hbar(V_1 + V_2)V_4 + (V_1 - V_2)V_4^2) \text{Sin}[\phi_{E2} + (E_1 - E_2)t] \right] + \\ + i[(\hbar(c_{E1}(-\hbar^2(V_1 + V_2 - 2V_3) - (V_1 + V_2 + 2V_3)(V_1 V_2 - V_3^2 - V_4^2)) \text{Cos}[\phi_{E1}] \\ - c_{E2}((V_1 - V_2)(\hbar^2 - V_1 V_2 + V_3^2) + 2\hbar(V_1 + V_2)V_4 + (V_1 - V_2)V_4^2) \text{Cos}[\phi_{E2} + (E_1 - E_2)t] + \\ c_{E1} \hbar(2\hbar^2 + V_1^2 + V_2^2 + 2V_1 V_3 + 2V_3(V_2 + V_3) + 2V_4^2) \text{Sin}[\phi_{E1}] + \\ + c_{E2} (\hbar(-V_1^2 + V_2^2) + 2(\hbar^2 - V_1 V_2 + V_3^2)V_4 + 2V_4^3) \text{Sin}[\phi_{E2} + (E_1 - E_2)t])] \quad (29)$$

and consequently we have

$$e^{i\phi_{E2m}} c_{E2m} = \frac{1}{2(\hbar^4 + (-V_1 V_2 + V_3^2 + V_4^2)^2 + \hbar^2(V_1^2 + V_2^2 + 2(V_3^2 + V_4^2)))} \times \quad (30) \\ \times \left[(\hbar(c_{E2} \hbar(2\hbar^2 + V_1^2 + V_2^2 - 2(V_1 + V_2)V_3 + 2V_3^2 + 2V_4^2) \text{Cos}[\phi_{E2}] + \right. \\ - c_{E1} (\hbar(V_1 - V_2)(V_1 + V_2) + 2(\hbar^2 - V_1 V_2 + V_3^2)V_4 + 2V_4^3) \text{Cos}[\phi_{E1} + (-E_1 + E_2)t] + \\ + c_{E2} (\hbar^2(V_1 + V_2 + 2V_3) + (V_1 + V_2 - 2V_3)(V_1 V_2 - V_3^2 - V_4^2)) \text{Sin}[\phi_{E2}] + \\ + c_{E1} ((V_1 - V_2)(\hbar^2 - V_1 V_2 + V_3^2) - 2\hbar(V_1 + V_2)V_4 + (V_1 - V_2)V_4^2) \text{Sin}[\phi_{E1} + (-E_1 + E_2)t]) \left. \right] + \\ + i \left[\hbar(-c_{E2} (\hbar^2(V_1 + V_2 + 2V_3) + (V_1 + V_2 - 2V_3)(V_1 V_2 - V_3^2 - V_4^2)) \text{Cos}[\phi_{E2}] + \right. \\ + c_{E1} (- (V_1 - V_2)(\hbar^2 - V_1 V_2 + V_3^2) + 2\hbar(V_1 + V_2)V_4 + (-V_1 + V_2)V_4^2) \text{Cos}[\phi_{E1} - (E_1 - E_2)t] + \\ + c_{E2} \hbar(2\hbar^2 + V_1^2 + V_2^2 - 2(V_1 + V_2)V_3 + 2V_3^2 + 2V_4^2) \text{Sin}[\phi_{E2}] \\ \left. - c_{E1} (\hbar(V_1 - V_2)(V_1 + V_2) + 2(\hbar^2 - V_1 V_2 + V_3^2)V_4 + 2V_4^3) \text{Sin}[\phi_{E1} - (E_1 - E_2)t] \right] \quad (30)$$

It is quite straightforward to obtain probability of occupancy of energy E_1 by electron in position based qubit after weak measurement (one interaction with passing charge particle) and it is given as

$$(c_{E1m})^2 = \frac{\hbar^2}{(4(\hbar^4 + (-V_1 V_2 + V_3^2 + V_4^2)^2 + \hbar^2(V_1^2 + V_2^2 + 2(V_3^2 + V_4^2))))} \times \\ \times [(c_{E1}^2 (4\hbar^2 + (V_1 + V_2 + 2V_3)^2) + c_{E2}^2 ((V_1 - V_2)^2 + 4V_4^2) + \\ + 2c_{E1} c_{E2} (- (V_1 - V_2)(V_1 + V_2 + 2V_3) + 4\hbar V_4) \text{Cos}[\phi_{E1} - \phi_{E2} - (E_1 - E_2)t_1] \\ - 4c_{E1} c_{E2} [\hbar(V_1 - V_2) + (V_1 + V_2 + 2V_3)V_4] \text{Sin}[\phi_{E1} - \phi_{E2} - (E_1 - E_2)t_1]] \quad (31)$$

In similar fashion we obtain the probability of occupancy of energy level E_2 by position dependent qubit

that is given as

$$\begin{aligned}
(c_{E2m})^2 = & \frac{\hbar^2}{4(\hbar^4 + (-V_1V_2 + V_3^2 + V_4^2)^2 + \hbar^2(V_1^2 + V_2^2 + 2(V_3^2 + V_4^2)))} \times \\
& \times \left[c_{E2}^2(4\hbar^2 + (V_1 + V_2 - 2V_3)^2) + c_{E1}^2((V_1 - V_2)^2 + 4V_4^2) \right. \\
-2c_{E1}c_{E2}((V_1 - V_2)(V_1 + V_2 - 2V_3) + 4\hbar V_4)Cos[\phi_{E1} - \phi_{E2} - (E_1 - E_2)t] + \\
& \left. +4c_{E1}c_{E2}(\hbar(V_1 - V_2) - (V_1 + V_2 - 2V_3)V_4)Sin[\phi_{E1} - \phi_{E2} - (E_1 - E_2)t] \right] \quad (32)
\end{aligned}$$

Consequently we obtain phase imprint on energy eigenstate E_1 given by the relation

$$\begin{aligned}
e^{i\phi_{E1m}} = & \left[\frac{1}{2(\hbar^4 + (-V_1V_2 + V_3^2 + V_4^2)^2 + \hbar^2(V_1^2 + V_2^2 + 2(V_3^2 + V_4^2)))} \times \right. \\
& \times \left[\hbar(c_{E1}[\hbar(2\hbar^2 + V_1^2 + V_2^2 + 2V_1V_3 + 2V_3(V_2 + V_3) + 2V_4^2)Cos[\phi_{E1}] + \right. \\
& +c_{E2}(\hbar(-V_1^2 + V_2^2) + 2(\hbar^2 - V_1V_2 + V_3^2)V_4 + 2V_4^3)Cos[\phi_{E2} + (E_1 - E_2)t] + \\
& +c_{E1}(\hbar^2(V_1 + V_2 - 2V_3) + (V_1 + V_2 + 2V_3)(V_1V_2 - V_3^2 - V_4^2))Sin[\phi_{E1}] + \\
& \left. +c_{E2}((V_1 - V_2)(\hbar^2 - V_1V_2 + V_3^2) + 2\hbar(V_1 + V_2)V_4 + (V_1 - V_2)V_4^2)Sin[\phi_{E2} + (E_1 - E_2)t] \right] + \\
& +i[(\hbar(c_{E1}(-\hbar^2(V_1 + V_2 - 2V_3) - (V_1 + V_2 + 2V_3)(V_1V_2 - V_3^2 - V_4^2))Cos[\phi_{E1}] \\
& -c_{E2}((V_1 - V_2)(\hbar^2 - V_1V_2 + V_3^2) + 2\hbar(V_1 + V_2)V_4 + (V_1 - V_2)V_4^2)Cos[\phi_{E2} + (E_1 - E_2)t] + \\
& c_{E1}\hbar(2\hbar^2 + V_1^2 + V_2^2 + 2V_1V_3 + 2V_3(V_2 + V_3) + 2V_4^2)Sin[\phi_{E1}] + \\
& \left. +c_{E2}(\hbar(-V_1^2 + V_2^2) + 2(\hbar^2 - V_1V_2 + V_3^2)V_4 + 2V_4^3)Sin[\phi_{E2} + (E_1 - E_2)t]) \right] \left. \right] \times \\
& \times \left[\frac{\hbar^2}{(4(\hbar^4 + (-V_1V_2 + V_3^2 + V_4^2)^2 + \hbar^2(V_1^2 + V_2^2 + 2(V_3^2 + V_4^2))))} \times \right. \\
& \times [(c_{E1}^2(4\hbar^2 + (V_1 + V_2 + 2V_3)^2) + c_{E2}^2((V_1 - V_2)^2 + 4V_4^2) + \\
& +2c_{E1}c_{E2}(-(V_1 - V_2)(V_1 + V_2 + 2V_3) + 4\hbar V_4)Cos[\phi_{E1} - \phi_{E2} - (E_1 - E_2)t] \\
& \left. -4c_{E1}c_{E2}[\hbar(V_1 - V_2) + (V_1 + V_2 + 2V_3)V_4]Sin[\phi_{E1} - \phi_{E2} - (E_1 - E_2)t]) \right]^{-\frac{1}{2}} \quad (33)
\end{aligned}$$

and phase imprint on energy eigenstate E_2 given by the relation

$$\begin{aligned}
e^{i\phi_{E2m}} = & \frac{1}{\hbar\sqrt{(\hbar^4 + (-V_1V_2 + V_3^2 + V_4^2)^2 + \hbar^2(V_1^2 + V_2^2 + 2(V_3^2 + V_4^2)))}} \times \\
& \left[i \left[\hbar(-c_{E2}(\hbar^2(V_1 + V_2 + 2V_3) + (V_1 + V_2 - 2V_3)(V_1V_2 - V_3^2 - V_4^2))\text{Cos}[\phi_{E2}] + \right. \right. \\
& + c_{E1}(-(V_1 - V_2)(\hbar^2 - V_1V_2 + V_3^2) + 2\hbar(V_1 + V_2)V_4 + (-V_1 + V_2)V_4^2)\text{Cos}[\phi_{E1} - (E_1 - E_2)t] + \\
& \quad + c_{E2}\hbar(2\hbar^2 + V_1^2 + V_2^2 - 2(V_1 + V_2)V_3 + 2V_3^2 + 2V_4^2)\text{Sin}[\phi_{E2}] + \\
& \quad \left. - c_{E1}(\hbar(V_1 - V_2)(V_1 + V_2) + 2(\hbar^2 - V_1V_2 + V_3^2)V_4 + 2V_4^3)\text{Sin}[\phi_{E1} - (E_1 - E_2)t] \right] + \\
& \quad + \left[(\hbar(c_{E2}\hbar(2\hbar^2 + V_1^2 + V_2^2 - 2(V_1 + V_2)V_3 + 2V_3^2 + 2V_4^2))\text{Cos}[\phi_{E2}] + \right. \\
& \quad - c_{E1}(\hbar(V_1 - V_2)(V_1 + V_2) + 2(\hbar^2 - V_1V_2 + V_3^2)V_4 + 2V_4^3)\text{Cos}[\phi_{E1} + (-E_1 + E_2)t] + \\
& \quad \left. + c_{E2}(\hbar^2(V_1 + V_2 + 2V_3) + (V_1 + V_2 - 2V_3)(V_1V_2 - V_3^2 - V_4^2))\text{Sin}[\phi_{E2}] + \right. \\
& \quad \left. \left. + c_{E1}((V_1 - V_2)(\hbar^2 - V_1V_2 + V_3^2) - 2\hbar(V_1 + V_2)V_4 + (V_1 - V_2)V_4^2)\text{Sin}[\phi_{E1} + (-E_1 + E_2)t] \right) \right] \\
& \times \left[((c_{E2}^2(4\hbar^2 + (V_1 + V_2 - 2V_3)^2) + c_{E1}^2((V_1 - V_2)^2 + 4V_4^2)) \right. \\
& \quad - 2c_{E1}c_{E2}((V_1 - V_2)(V_1 + V_2 - 2V_3) + 4\hbar V_4)\text{Cos}[\phi_{E1} - \phi_{E2} - (E_1 - E_2)t] + \\
& \quad \left. + 4c_{E1}c_{E2}(\hbar(V_1 - V_2) - (V_1 + V_2 - 2V_3)V_4)\text{Sin}[\phi_{E1} - \phi_{E2} - (E_1 - E_2)t] \right)^{-\frac{1}{2}}. \tag{34}
\end{aligned}$$

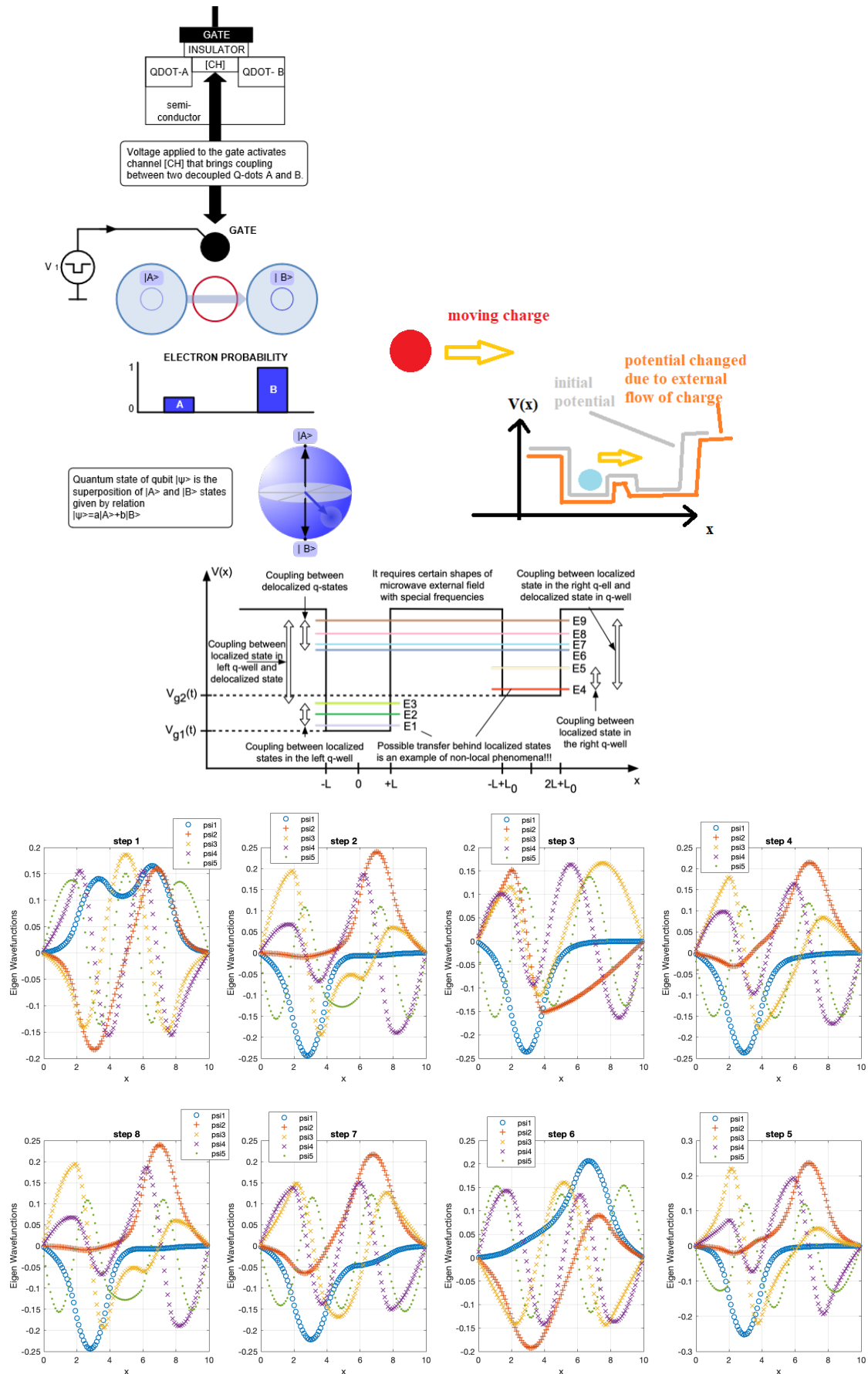


Figure 1: (Top left): Scheme of position based qubit as given by [6] and act of weak measurement by external charged probe [3]; (Top right): Act of passage of charged particle in the proximity of position based qubit and renormalization of qubit confining potential due to the external perturbation; (Middle): Scheme of various energy levels present in qubit [4]; (Bottom): Different qubit eiegenergy levels for different confining potential cases. It is worth mentioning that passing electric charge can induce quantum system transitions between many energetic levels.

3 Dynamic of two qubit electrostatic entanglement under influence of weak measurement

We have the following two interacting qubit Hamiltonian for isolated quantum system given in the form

$$H = \begin{pmatrix} E_{p1} + E_{p1'} + \frac{q^2}{d_{1,1'}} & t_{s2} & t_{s1} & 0 \\ t_{s2}^* & E_{p1} + E_{p2'} + \frac{q^2}{d_{1,2'}} & 0 & t_{s1} \\ t_{s1}^* & 0 & E_{p2} + E_{p1'} + \frac{q^2}{d_{2,1'}} & t_{s2} \\ 0 & t_{s1}^* & t_{s2}^* & E_{p2} + E_{p2'} + \frac{q^2}{d_{2,2'}} \end{pmatrix}. \quad (35)$$

Placement of external probing particle affecting only qubit 1 modifies this Hamiltonian

$$H = \begin{pmatrix} E_{p1} + f_1(t) + E_{p1'} + \frac{q^2}{d_{1,1'}} & t_{s2} & t_{s1} + f_3(t) + if_4(t) & 0 \\ t_{s2}^* & E_{p1} + f_1(t) + E_{p2'} + \frac{q^2}{d_{1,2'}} & 0 & t_{s1} + f_3(t) + if_4(t) \\ t_{s1}^* + f_3(t) - if_4(t) & 0 & E_{p2} + f_2(t) + E_{p1'} + \frac{q^2}{d_{2,1'}} & t_{s2} \\ 0 & t_{s1}^* + f_3(t) - if_4(t) & t_{s2}^* & E_{p2} + f_2(t) + E_{p2'} + \frac{q^2}{d_{2,2'}} \end{pmatrix}.$$

Let us investigate the equations of motion for 2-qubit system under influence of external charge particle. Let us assume that the quantum system is given as

$$|\psi(t)\rangle = \begin{pmatrix} \gamma_1 \\ \gamma_2 \\ \gamma_3 \\ \gamma_4 \end{pmatrix}, |\gamma_1(t)|^2 + |\gamma_2(t)|^2 + |\gamma_3(t)|^2 + |\gamma_4(t)|^2 = 1 \quad (36)$$

We end up with 4 equation system given as

$$[E_{p1} + f_1(t) + E_{p1'} + \frac{q^2}{d_{1,1'}}]\gamma_1(t) + t_{s2}\gamma_2(t) + t_{s1}\gamma_3(t) + [f_3(t) + if_4(t)]\gamma_3(t) = i\hbar \frac{d}{dt}\gamma_1(t), \quad (37)$$

$$t_{s2}^*\gamma_2(t) + [E_{p1} + f_1(t) + E_{p2'} + \frac{q^2}{d_{1,2'}}]\gamma_2(t) + [t_{s1} + f_3(t) + if_4(t)]\gamma_4(t) = i\hbar \frac{d}{dt}\gamma_2(t), \quad (38)$$

$$(t_{s1}^* + f_3(t) - if_4(t))\gamma_1(t) + [E_{p2} + f_2(t) + E_{p1'} + \frac{q^2}{d_{2,1'}}]\gamma_3(t) + t_{s2}\gamma_4(t) = i\hbar \frac{d}{dt}\gamma_3(t) \quad (39)$$

$$(t_{s1}^* + f_3(t) - if_4(t))\gamma_2 + t_{s2}^*\gamma_3(t) + (E_{p2} + f_2(t) + E_{p2'} + \frac{q^2}{d_{2,2'}})\gamma_4(t) = i\hbar \frac{d}{dt}\gamma_4(t) \quad (40)$$

with single proton movement in proximity of position based qubit generating

$$f_1(t) = \sum_{k=1}^{N_{protons}} V_1(k)\delta(t - t_1(k)), f_2(t) = \sum_{k=1}^{N_{protons}} V_2(k)\delta(t - t_1(k)), f_3(t) = \sum_{k=1}^{N_{protons}} (V_3(k) + iV_4(k))\delta(t - t_1(k)). \quad (41)$$

that in most simple version has the form

$$f_1(t) = V_1\delta(t - t_1), f_2(t) = V_2\delta(t - t_1), f_3(t) = (V_3 + iV_4)\delta(t - t_1). \quad (42)$$

Applying operator $\int_{t_1-\delta t}^{t_1+\delta t} dt'$ to both sides of 37 equation with very small $\delta t \rightarrow 0$ we obtain 4 algebraic relations as

$$\begin{aligned} i\hbar(\gamma_1(t_1^+) - \gamma_1(t_1^-)) &= V_1\gamma_1(t_1^+) + [V_3 + iV_4]\gamma_3(t_1^+), \\ i\hbar(\gamma_2(t_1^+) - \gamma_2(t_1^-)) &= V_2\gamma_2(t_1^+) + [V_3 + iV_4]\gamma_4(t_1^+), \\ i\hbar(\gamma_3(t_1^+) - \gamma_3(t_1^-)) &= [V_3 - iV_4]\gamma_1(t_1^+) + V_2\gamma_3(t_1^+), \\ i\hbar(\gamma_4(t_1^+) - \gamma_4(t_1^-)) &= [V_3 - iV_4]\gamma_2(t_1^+) + V_2\gamma_4(t_1^+). \end{aligned} \quad (43)$$

and is equivalent to the relation

$$\frac{1}{i\hbar} \begin{pmatrix} i\hbar - V_1 & 0 & -[V_3 + iV_4] & 0 \\ 0 & i\hbar - V_1 & 0 & -[V_3 + iV_4] \\ -[V_3 - iV_4] & 0 & i\hbar - V_2 & 0 \\ 0 & -[V_3 - iV_4] & 0 & i\hbar - V_2 \end{pmatrix} \begin{pmatrix} \gamma_1(t_1^+) \\ \gamma_2(t_1^+) \\ \gamma_3(t_1^+) \\ \gamma_4(t_1^+) \end{pmatrix} = \begin{pmatrix} \gamma_1(t_1^-) \\ \gamma_2(t_1^-) \\ \gamma_3(t_1^-) \\ \gamma_4(t_1^-) \end{pmatrix} \quad (44)$$

what brings the system of coupled quantum states of position based qubit after the passage of charged particle at time t_1^+ in dependence on the quantum state at time t_1^- with condition $t_1^+ = t_1^- + \Delta t$ for $\Delta t \rightarrow 0$ is given in the algebraic form as

$$\begin{aligned}
|\psi(t_1^+)\rangle &= \begin{pmatrix} \gamma_1(t_1^+) \\ \gamma_2(t_1^+) \\ \gamma_3(t_1^+) \\ \gamma_4(t_1^+) \end{pmatrix} = \frac{1}{\hbar i} \int_{t_1^-}^{t_1^+} dt' \hat{H}(t') |\psi(t_1^-)\rangle = \\
&= i\hbar \begin{pmatrix} i\hbar - V_1 & 0 & -[V_3 + iV_4] & 0 \\ 0 & i\hbar - V_1 & 0 & -[V_3 + iV_4] \\ -[V_3 - iV_4] & 0 & i\hbar - V_2 & 0 \\ 0 & -[V_3 - iV_4] & 0 & i\hbar - V_2 \end{pmatrix}^{-1} \begin{pmatrix} \gamma_1(t_1^-) \\ \gamma_2(t_1^-) \\ \gamma_3(t_1^-) \\ \gamma_4(t_1^-) \end{pmatrix} = \hat{M} \begin{pmatrix} \gamma_1(t_1^-) \\ \gamma_2(t_1^-) \\ \gamma_3(t_1^-) \\ \gamma_4(t_1^-) \end{pmatrix} = \hat{M} |\psi(t_1^-)\rangle = \\
&= \begin{pmatrix} M_{1,1} & M_{1,2} & M_{1,3} & M_{1,4} \\ M_{2,1} & M_{2,2} & M_{2,3} & M_{2,4} \\ M_{3,1} & M_{3,2} & M_{3,3} & M_{3,4} \\ M_{4,1} & M_{4,2} & M_{4,3} & M_{4,4} \end{pmatrix} \begin{pmatrix} \gamma_1(t_1^-) |x_1\rangle + \gamma_2(t_1^-) |x_2\rangle + \gamma_3(t_1^-) |x_3\rangle + \gamma_4(t_1^-) |x_4\rangle \end{pmatrix} = \\
&= \hat{M} (|E_1\rangle \langle E_1| + |E_2\rangle \langle E_2| + |E_3\rangle \langle E_3| + |E_4\rangle \langle E_4|) [\gamma_1(t_1^-) |x_1\rangle + \gamma_2(t_1^-) |x_2\rangle + \gamma_3(t_1^-) |x_3\rangle + \gamma_4(t_1^-) |x_4\rangle] = \\
&= \hat{M} (\langle E_1| |x_1\rangle \gamma_1(t_1^-) + \langle E_1| |x_2\rangle \gamma_2(t_1^-) + \langle E_1| |x_3\rangle \gamma_3(t_1^-) + \langle E_1| |x_4\rangle \gamma_4(t_1^-)) |E_1\rangle + \\
&+ \hat{M} (\langle E_2| |x_1\rangle \gamma_1(t_1^-) + \langle E_2| |x_2\rangle \gamma_2(t_1^-) + \langle E_2| |x_3\rangle \gamma_3(t_1^-) + \langle E_2| |x_4\rangle \gamma_4(t_1^-)) |E_2\rangle + \\
&+ \hat{M} (\langle E_3| |x_1\rangle \gamma_1(t_1^-) + \langle E_3| |x_2\rangle \gamma_2(t_1^-) + \langle E_3| |x_3\rangle \gamma_3(t_1^-) + \langle E_3| |x_4\rangle \gamma_4(t_1^-)) |E_3\rangle + \\
&+ \hat{M} (\langle E_4| |x_1\rangle \gamma_1(t_1^-) + \langle E_4| |x_2\rangle \gamma_2(t_1^-) + \langle E_4| |x_3\rangle \gamma_3(t_1^-) + \langle E_4| |x_4\rangle \gamma_4(t_1^-)) |E_4\rangle = \\
&= \hat{M} \begin{pmatrix} \langle E_1| \langle E_1| |x_1\rangle & \langle E_1| \langle E_1| |x_2\rangle & \langle E_1| \langle E_1| |x_3\rangle & \langle E_1| \langle E_1| |x_4\rangle \\ \langle E_2| \langle E_2| |x_1\rangle & \langle E_2| \langle E_2| |x_2\rangle & \langle E_2| \langle E_2| |x_3\rangle & \langle E_2| \langle E_2| |x_4\rangle \\ \langle E_3| \langle E_3| |x_1\rangle & \langle E_3| \langle E_3| |x_2\rangle & \langle E_3| \langle E_3| |x_3\rangle & \langle E_3| \langle E_3| |x_4\rangle \\ \langle E_4| \langle E_4| |x_1\rangle & \langle E_4| \langle E_4| |x_2\rangle & \langle E_4| \langle E_4| |x_3\rangle & \langle E_4| \langle E_4| |x_4\rangle \end{pmatrix} \begin{pmatrix} \gamma_1(t_1^-) \\ \gamma_2(t_1^-) \\ \gamma_3(t_1^-) \\ \gamma_4(t_1^-) \end{pmatrix} = \\
&= \hat{M} \left[|E_1\rangle [(\langle E_1| |x_1\rangle, \langle E_1| |x_2\rangle, \langle E_1| |x_3\rangle, \langle E_1| |x_4\rangle) \begin{pmatrix} \gamma_1(t_1^-) \\ \gamma_2(t_1^-) \\ \gamma_3(t_1^-) \\ \gamma_4(t_1^-) \end{pmatrix}] \right] + \\
&+ \hat{M} |E_2\rangle \left[\left(\langle E_2| \begin{bmatrix} |x_1\rangle, \langle E_2| |x_2\rangle, \langle E_2| |x_3\rangle, \langle E_2| |x_4\rangle \end{bmatrix} \right) \begin{pmatrix} \gamma_1(t_1^-) \\ \gamma_2(t_1^-) \\ \gamma_3(t_1^-) \\ \gamma_4(t_1^-) \end{pmatrix} \right] + \\
&+ \hat{M} \left[|E_3\rangle [(\langle E_3| |x_1\rangle, \langle E_3| |x_2\rangle, \langle E_3| |x_3\rangle, \langle E_3| |x_4\rangle) \begin{pmatrix} \gamma_1(t_1^-) \\ \gamma_2(t_1^-) \\ \gamma_3(t_1^-) \\ \gamma_4(t_1^-) \end{pmatrix}] \right] + \\
&+ \hat{M} \left[|E_4\rangle [(\langle E_4| |x_1\rangle, \langle E_4| |x_2\rangle, \langle E_4| |x_3\rangle, \langle E_4| |x_4\rangle) \begin{pmatrix} \gamma_1(t_1^-) \\ \gamma_2(t_1^-) \\ \gamma_3(t_1^-) \\ \gamma_4(t_1^-) \end{pmatrix}] \right] = \\
&= \begin{pmatrix} M_{1,1} & M_{1,2} & M_{1,3} & M_{1,4} \\ M_{2,1} & M_{2,2} & M_{2,3} & M_{2,4} \\ M_{3,1} & M_{3,2} & M_{3,3} & M_{3,4} \\ M_{4,1} & M_{4,2} & M_{4,3} & M_{4,4} \end{pmatrix} \begin{pmatrix} \langle E_1| |x_1\rangle \gamma_1(t_1^-) + \langle E_1| |x_2\rangle \gamma_2(t_1^-) + \langle E_1| |x_3\rangle \gamma_3(t_1^-) + \langle E_1| |x_4\rangle \gamma_4(t_1^-) \\ \langle E_2| |x_1\rangle \gamma_1(t_1^-) + \langle E_2| |x_2\rangle \gamma_2(t_1^-) + \langle E_2| |x_3\rangle \gamma_3(t_1^-) + \langle E_2| |x_4\rangle \gamma_4(t_1^-) \\ \langle E_3| |x_1\rangle \gamma_1(t_1^-) + \langle E_3| |x_2\rangle \gamma_2(t_1^-) + \langle E_3| |x_3\rangle \gamma_3(t_1^-) + \langle E_3| |x_4\rangle \gamma_4(t_1^-) \\ \langle E_4| |x_1\rangle \gamma_1(t_1^-) + \langle E_4| |x_2\rangle \gamma_2(t_1^-) + \langle E_4| |x_3\rangle \gamma_3(t_1^-) + \langle E_4| |x_4\rangle \gamma_4(t_1^-) \end{pmatrix}
\end{aligned}$$

and matrix \hat{M} can be rewritten as

$$\begin{aligned}
\hat{M} &= \frac{i\hbar}{(V_3^2 + V_4)^2 + (\hbar + iV_1)(\hbar + iV_2)} \times \begin{pmatrix} (V_2 - i\hbar) & 0 & -(iV_4 + V_3) & 0 \\ 0 & (V_2 - i\hbar) & 0 & -(iV_4 + V_3) \\ -(-iV_4 + V_3) & 0 & (V_1 - i\hbar) & 0 \\ 0 & -(-iV_4 + V_3) & 0 & (V_1 - i\hbar) \end{pmatrix} = \\
&= \frac{1}{\hbar^4 + \hbar^2 (V_1^2 + V_2^2 + 2(V_3^2 + V_4^2)) + (-V_1V_2 + V_3^2 + V_4^2)^2} \times [(\hbar^2(V_1 + V_2)) + i(\hbar(\hbar^2 - V_1V_2 + V_3^2 + V_4^2))] \times \\
&\quad \times \begin{pmatrix} (V_2 - i\hbar) & 0 & -(iV_4 + V_3) & 0 \\ 0 & (V_2 - i\hbar) & 0 & -(iV_4 + V_3) \\ -(-iV_4 + V_3) & 0 & (V_1 - i\hbar) & 0 \\ 0 & -(-iV_4 + V_3) & 0 & (V_1 - i\hbar) \end{pmatrix} = \\
&= \frac{1}{\hbar^4 + \hbar^2 (V_1^2 + V_2^2 + 2(V_3^2 + V_4^2)) + (-V_1V_2 + V_3^2 + V_4^2)^2} \times \left[\begin{aligned} &\times \begin{pmatrix} 1 & 0 & 0 & 0 \\ 0 & 1 & 0 & 0 \\ 0 & 0 & 0 & 0 \\ 0 & 0 & 0 & 0 \end{pmatrix} + \\ &+ \begin{pmatrix} (\hbar^2 V_2(V_1 + V_2)) + (\hbar^2(\hbar^2 - V_1V_2 + V_3^2 + V_4^2)) + i(-\hbar^3(V_1 + V_2) + V_2(\hbar(\hbar^2 - V_1V_2 + V_3^2 + V_4^2))) \\ (\hbar^2 V_1(V_1 + V_2)) + (\hbar^2(\hbar^2 - V_1V_2 + V_3^2 + V_4^2)) + i(-\hbar^3(V_1 + V_2) + V_1(\hbar(\hbar^2 - V_1V_2 + V_3^2 + V_4^2))) \end{pmatrix} \begin{pmatrix} 0 & 0 & 0 & 0 \\ 0 & 0 & 0 & 0 \\ 0 & 0 & 1 & 0 \\ 0 & 0 & 0 & 1 \end{pmatrix} + \\ &- [(\hbar^2(V_1 + V_2)) + i(\hbar(\hbar^2 - V_1V_2 + V_3^2 + V_4^2))] V_3 \begin{pmatrix} 0 & 0 & 1 & 0 \\ 0 & 0 & 0 & 1 \\ 1 & 0 & 0 & 0 \\ 0 & 1 & 0 & 0 \end{pmatrix} + \\ &+ [i(\hbar^2(V_1 + V_2)) - (\hbar(\hbar^2 - V_1V_2 + V_3^2 + V_4^2))] V_4 \begin{pmatrix} 0 & 0 & -1 & 0 \\ 0 & 0 & 0 & -1 \\ +1 & 0 & 0 & 0 \\ 0 & +1 & 0 & 0 \end{pmatrix} \end{aligned} \right].
\end{aligned}$$

One ends up with algebraic condition for the quantum state just after $t_1 = t_1^+$ so we have the relation between

quantum state at t_1^+ and t_1^- expressed in the algebraic way as

$$\begin{aligned}
& c_{E1m} e^{i\phi_{E1m}} e^{\frac{E_1 t_1}{\hbar}} |E_1\rangle + c_{E2m} e^{i\phi_{E2m}} e^{\frac{E_2 t_1}{\hbar}} |E_2\rangle + c_{E3m} e^{\frac{E_3 t_1}{\hbar}} e^{i\phi_{E3m}} |E_3\rangle + c_{E4m} e^{i\phi_{E4}} e^{\frac{E_4 t_1}{\hbar}} |E_4\rangle = \\
& = \begin{pmatrix} \gamma_1(t_1^+) \\ \gamma_2(t_1^+) \\ \gamma_3(t_1^+) \\ \gamma_4(t_1^+) \end{pmatrix} = \frac{1}{\hbar^4 + \hbar^2 (V_1^2 + V_2^2 + 2(V_3^2 + V_4^2)) + (-V_1 V_2 + V_3^2 + V_4^2)^2} \times \\
& \left[\left[((\hbar^2 V_2 (V_1 + V_2)) + (\hbar^2 (\hbar^2 - V_1 V_2 + V_3^2 + V_4^2))) + i(-\hbar^3 (V_1 + V_2) + V_2 (\hbar (\hbar^2 - V_1 V_2 + V_3^2 + V_4^2))) \right] \begin{pmatrix} 1 & 0 & 0 & 0 \\ 0 & 1 & 0 & 0 \\ 0 & 0 & 0 & 0 \\ 0 & 0 & 0 & 0 \end{pmatrix} + \right. \\
& + \left[((\hbar^2 V_1 (V_1 + V_2)) + (\hbar^2 (\hbar^2 - V_1 V_2 + V_3^2 + V_4^2))) + i(-\hbar^3 (V_1 + V_2) + V_1 (\hbar (\hbar^2 - V_1 V_2 + V_3^2 + V_4^2))) \right] \begin{pmatrix} 0 & 0 & 0 & 0 \\ 0 & 0 & 0 & 0 \\ 0 & 0 & 1 & 0 \\ 0 & 0 & 0 & 1 \end{pmatrix} + \\
& - [(\hbar^2 (V_1 + V_2)) + i(\hbar (\hbar^2 - V_1 V_2 + V_3^2 + V_4^2))] V_3 \begin{pmatrix} 0 & 0 & 1 & 0 \\ 0 & 0 & 0 & 1 \\ 1 & 0 & 0 & 0 \\ 0 & 1 & 0 & 0 \end{pmatrix} + \\
& \left. + [i(\hbar^2 (V_1 + V_2)) - (\hbar (\hbar^2 - V_1 V_2 + V_3^2 + V_4^2))] V_4 \begin{pmatrix} 0 & 0 & -1 & 0 \\ 0 & 0 & 0 & -1 \\ +1 & 0 & 0 & 0 \\ 0 & +1 & 0 & 0 \end{pmatrix} \right] \begin{pmatrix} \gamma_1(t_1^-) \\ \gamma_2(t_1^-) \\ \gamma_3(t_1^-) \\ \gamma_4(t_1^-) \end{pmatrix} = \\
& = \frac{1}{\hbar^4 + \hbar^2 (V_1^2 + V_2^2 + 2(V_3^2 + V_4^2)) + (-V_1 V_2 + V_3^2 + V_4^2)^2} \times \\
& \left[\begin{pmatrix} + [((\hbar^2 V_2 (V_1 + V_2)) + (\hbar^2 (\hbar^2 - V_1 V_2 + V_3^2 + V_4^2))) + i(-\hbar^3 (V_1 + V_2) + V_2 (\hbar (\hbar^2 - V_1 V_2 + V_3^2 + V_4^2)))] \gamma_1(t_1^-) \\ + [((\hbar^2 V_2 (V_1 + V_2)) + (\hbar^2 (\hbar^2 - V_1 V_2 + V_3^2 + V_4^2))) + i(-\hbar^3 (V_1 + V_2) + V_2 (\hbar (\hbar^2 - V_1 V_2 + V_3^2 + V_4^2)))] \gamma_2(t_1^-) \\ + [((\hbar^2 V_1 (V_1 + V_2)) + (\hbar^2 (\hbar^2 - V_1 V_2 + V_3^2 + V_4^2))) + i(-\hbar^3 (V_1 + V_2) + V_1 (\hbar (\hbar^2 - V_1 V_2 + V_3^2 + V_4^2)))] \gamma_3(t_1^-) \\ + [((\hbar^2 V_1 (V_1 + V_2)) + (\hbar^2 (\hbar^2 - V_1 V_2 + V_3^2 + V_4^2))) + i(-\hbar^3 (V_1 + V_2) + V_1 (\hbar (\hbar^2 - V_1 V_2 + V_3^2 + V_4^2)))] \gamma_4(t_1^-) \end{pmatrix} + \right. \\
& \left. \begin{pmatrix} - [(\hbar^2 (V_1 + V_2)) V_3 + (\hbar (\hbar^2 - V_1 V_2 + V_3^2 + V_4^2)) V_4] - i[(\hbar^2 (V_1 + V_2)) V_4 + (\hbar (\hbar^2 - V_1 V_2 + V_3^2 + V_4^2)) V_3] \gamma_3(t_1^-) \\ - [(\hbar^2 (V_1 + V_2)) V_3 + (\hbar (\hbar^2 - V_1 V_2 + V_3^2 + V_4^2)) V_4] - i[(\hbar^2 (V_1 + V_2)) V_4 + (\hbar (\hbar^2 - V_1 V_2 + V_3^2 + V_4^2)) V_3] \gamma_4(t_1^-) \\ - [(\hbar (\hbar^2 - V_1 V_2 + V_3^2 + V_4^2)) V_4 + (\hbar^2 (V_1 + V_2)) V_3] + i[(\hbar^2 (V_1 + V_2)) V_4 - (\hbar (\hbar^2 - V_1 V_2 + V_3^2 + V_4^2)) V_3] \gamma_1(t_1^-) \\ - [(\hbar (\hbar^2 - V_1 V_2 + V_3^2 + V_4^2)) V_4 + (\hbar^2 (V_1 + V_2)) V_3] + i[(\hbar^2 (V_1 + V_2)) V_4 - (\hbar (\hbar^2 - V_1 V_2 + V_3^2 + V_4^2)) V_3] \gamma_2(t_1^-) \end{pmatrix} \right] = \\
& = \hat{M} [c_{E1} e^{i\phi_{E1}} e^{\frac{E_1 t_1^-}{\hbar}} |E_1\rangle + c_{E2} e^{i\phi_{E2}} e^{\frac{E_2 t_1^-}{\hbar}} |E_2\rangle + c_{E3} e^{\frac{E_3 t_1^-}{\hbar}} e^{i\phi_{E3}} |E_3\rangle + c_{E4} e^{i\phi_{E4}} e^{\frac{E_4 t_1^-}{\hbar}} |E_4\rangle].
\end{aligned}$$

Last equation implies 4 relations

$$\begin{aligned}
c_{E1m} e^{i\phi_{E1m}} e^{\frac{E_1 t_1}{\hbar}} &= \langle E_1 | \hat{M} [c_{E1} e^{i\phi_{E1}} e^{\frac{E_1 t_1^-}{\hbar}} |E_1\rangle + c_{E2} e^{i\phi_{E2}} e^{\frac{E_2 t_1^-}{\hbar}} |E_2\rangle + c_{E3} e^{\frac{E_3 t_1^-}{\hbar}} e^{i\phi_{E3}} |E_3\rangle + c_{E4} e^{i\phi_{E4}} e^{\frac{E_4 t_1^-}{\hbar}} |E_4\rangle] = \\
&= \langle E_1 | \hat{M} \begin{pmatrix} \gamma_1(t_1^-) \\ \gamma_2(t_1^-) \\ \gamma_3(t_1^-) \\ \gamma_4(t_1^-) \end{pmatrix}, \tag{45}
\end{aligned}$$

$$\begin{aligned}
c_{E2m} e^{i\phi_{E2m}} e^{\frac{E_2 t_1}{\hbar}} &= \langle E_2 | \hat{M} [c_{E1} e^{i\phi_{E1}} e^{\frac{E_1 t_1^-}{\hbar}} |E_1\rangle + c_{E2} e^{i\phi_{E2}} e^{\frac{E_2 t_1^-}{\hbar}} |E_2\rangle + c_{E3} e^{\frac{E_3 t_1^-}{\hbar}} e^{i\phi_{E3}} |E_3\rangle + c_{E4} e^{i\phi_{E4}} e^{\frac{E_4 t_1^-}{\hbar}} |E_4\rangle] = \\
&= \langle E_2 | \hat{M} \begin{pmatrix} \gamma_1(t_1^-) \\ \gamma_2(t_1^-) \\ \gamma_3(t_1^-) \\ \gamma_4(t_1^-) \end{pmatrix} \tag{46}
\end{aligned}$$

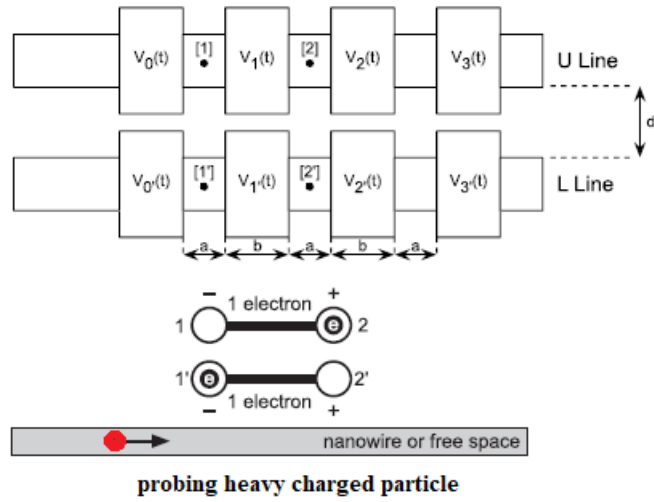


Figure 2: Concept of two electrostatically interacting qubits and weak measurement of moving heavy charged particle from accelerator beam or solar wind.

$$\begin{aligned}
c_{E3m} e^{i\phi_{E3m}} e^{\frac{E_3 t_1}{\hbar}} &= \langle E_3 | \hat{M} [c_{E1} e^{i\phi_{E1}} e^{\frac{E_1 t_1^-}{\hbar}} |E_1\rangle + c_{E2} e^{i\phi_{E2}} e^{\frac{E_2 t_1^-}{\hbar}} |E_2\rangle + c_{E3} e^{\frac{E_3 t_1^-}{\hbar}} e^{i\phi_{E3}} |E_3\rangle + c_{E4} e^{i\phi_{E4}} e^{\frac{E_4 t_1^-}{\hbar}} |E_4\rangle] = \\
&= \langle E_3 | \hat{M} \begin{pmatrix} \gamma_1(t_1^-) \\ \gamma_2(t_1^-) \\ \gamma_3(t_1^-) \\ \gamma_4(t_1^-) \end{pmatrix}, \quad (47)
\end{aligned}$$

$$\begin{aligned}
c_{E4m} e^{i\phi_{E4m}} e^{\frac{E_4 t_1}{\hbar}} &= \langle E_4 | \hat{M} [c_{E1} e^{i\phi_{E1}} e^{\frac{E_1 t_1^-}{\hbar}} |E_1\rangle + c_{E2} e^{i\phi_{E2}} e^{\frac{E_2 t_1^-}{\hbar}} |E_2\rangle + c_{E3} e^{\frac{E_3 t_1^-}{\hbar}} e^{i\phi_{E3}} |E_3\rangle + c_{E4} e^{i\phi_{E4}} e^{\frac{E_4 t_1^-}{\hbar}} |E_4\rangle] = \\
&= \langle E_4 | \hat{M} \begin{pmatrix} \gamma_1(t_1^-) \\ \gamma_2(t_1^-) \\ \gamma_3(t_1^-) \\ \gamma_4(t_1^-) \end{pmatrix} \quad (48)
\end{aligned}$$

The probability of occupancy of eigenergy E_1 , E_2 , E_3 and E_4 for interacting qubit system after measurement of charged particle passage is given by $|c_{E1m}|^2$, $|c_{E2m}|^2$, $|c_{E3m}|^2$, $|c_{E4m}|^2$ and phase imprint of given eigenenergy state is given by factors $e^{i\phi_{E1m}}$, $e^{i\phi_{E2m}}$, $e^{i\phi_{E3m}}$, $e^{i\phi_{E4m}}$. Let us consider the case of two symmetric qubits whose system is depicted at Fig. 2.

We have the following Hamiltonian

$$\hat{H} = \begin{pmatrix} E_{p1} + E_{p1'} + E_{c(1,1')} & it_{2si} + t_{2sr} & it_{1si} + t_{1sr} & 0 \\ t_{2sr} - it_{2si} & E_{p1} + E_{p2'} + E_{c(1,2')} & 0 & it_{1si} + t_{1sr} \\ t_{1sr} - it_{1si} & 0 & E_{p2} + E_{p1'} + E_{c(2,1')} & it_{2si} + t_{2sr} \\ 0 & t_{1sr} - it_{1si} & t_{2sr} - it_{2si} & E_{p2} + E_{p2'} + E_{c(2,2')} \end{pmatrix} \quad (49)$$

that can be simplified by placement of 2 qubit system in the geometrical configuration giving the following electrostatic energies as $E_{c(1,1')} = E_{c(2,2')} = E_{c1} = \frac{q^2}{d}$ and $E_{c(2,1')} = E_{c(1,2')} = E_{c2} = \frac{q^2}{\sqrt{d^2 + (a+b)^2}}$. We set $E_{p2} = E_{p2'} = E_{p1} = E_{p1'} = E_p$ and we introduce $E_{pp} = 2E_p + \frac{q^2}{d}$ and $E_{pp1} = 2E_p + \frac{q^2}{\sqrt{d^2 + (a+b)^2}}$.

Finally simplified Hamiltonian has the following form

$$\hat{H} = \begin{pmatrix} E_{pp} & it_{2si} + t_{2sr} & it_{1si} + t_{1sr} & 0 \\ t_{2sr} - it_{2si} & E_{pp1} & 0 & it_{1si} + t_{1sr} \\ t_{1sr} - it_{1si} & 0 & E_{pp1} & it_{2si} + t_{2sr} \\ 0 & t_{1sr} - it_{1si} & t_{2sr} - it_{2si} & E_{pp} \end{pmatrix} \quad (50)$$

$$|E_4\rangle = \left(\begin{array}{l} \frac{(t_{1si} - it_{1sr})(t_{2si} - it_{2sr}) \left(\sqrt{(E_{pp} - E_{pp1})^2 + 4 \left(2\sqrt{(t_{1si}^2 + t_{1sr}^2)(t_{2si}^2 + t_{2sr}^2)} + t_{1si}^2 + t_{1sr}^2 + t_{2si}^2 + t_{2sr}^2 \right) + E_{pp} - E_{pp1}} \right)}{2\sqrt{(t_{1si}^2 + t_{1sr}^2)(t_{2si}^2 + t_{2sr}^2)} \sqrt{(E_{pp} - E_{pp1}) \left(\sqrt{(E_{pp} - E_{pp1})^2 + 4 \left(2\sqrt{(t_{1si}^2 + t_{1sr}^2)(t_{2si}^2 + t_{2sr}^2)} + t_{1si}^2 + t_{1sr}^2 + t_{2si}^2 + t_{2sr}^2 \right) + E_{pp} - E_{pp1}} \right) + 4 \left(2\sqrt{(t_{1si}^2 + t_{1sr}^2)(t_{2si}^2 + t_{2sr}^2)} + t_{1si}^2 + t_{1sr}^2 + t_{2si}^2 + t_{2sr}^2 \right)} \right)} \\ , \\ \frac{(t_{1sr} + it_{1si}) \left(\sqrt{(t_{1si}^2 + t_{1sr}^2)(t_{2si}^2 + t_{2sr}^2)} + t_{1si}^2 + t_{1sr}^2 \right)}{\sqrt{t_{1si}^2 + t_{1sr}^2} \sqrt{(E_{pp} - E_{pp1}) \left(\sqrt{(E_{pp} - E_{pp1})^2 + 4 \left(2\sqrt{(t_{1si}^2 + t_{1sr}^2)(t_{2si}^2 + t_{2sr}^2)} + t_{1si}^2 + t_{1sr}^2 + t_{2si}^2 + t_{2sr}^2 \right) + E_{pp} - E_{pp1}} \right) + 4 \left(2\sqrt{(t_{1si}^2 + t_{1sr}^2)(t_{2si}^2 + t_{2sr}^2)} + t_{1si}^2 + t_{1sr}^2 + t_{2si}^2 + t_{2sr}^2 \right)} \right)} \\ , \\ \frac{(t_{2sr} + it_{2si}) \left(\sqrt{(t_{1si}^2 + t_{1sr}^2)(t_{2si}^2 + t_{2sr}^2)} + t_{2si}^2 + t_{2sr}^2 \right)}{\sqrt{t_{2si}^2 + t_{2sr}^2} \sqrt{(E_{pp} - E_{pp1}) \left(\sqrt{(E_{pp} - E_{pp1})^2 + 4 \left(2\sqrt{(t_{1si}^2 + t_{1sr}^2)(t_{2si}^2 + t_{2sr}^2)} + t_{1si}^2 + t_{1sr}^2 + t_{2si}^2 + t_{2sr}^2 \right) + E_{pp} - E_{pp1}} \right) + 4 \left(2\sqrt{(t_{1si}^2 + t_{1sr}^2)(t_{2si}^2 + t_{2sr}^2)} + t_{1si}^2 + t_{1sr}^2 + t_{2si}^2 + t_{2sr}^2 \right)} \right)} \\ , \\ \frac{\sqrt{(E_{pp} - E_{pp1})^2 + 4 \left(2\sqrt{(t_{1si}^2 + t_{1sr}^2)(t_{2si}^2 + t_{2sr}^2)} + t_{1si}^2 + t_{1sr}^2 + t_{2si}^2 + t_{2sr}^2 \right) + E_{pp} - E_{pp1}}}{2\sqrt{(E_{pp} - E_{pp1}) \left(\sqrt{(E_{pp} - E_{pp1})^2 + 4 \left(2\sqrt{(t_{1si}^2 + t_{1sr}^2)(t_{2si}^2 + t_{2sr}^2)} + t_{1si}^2 + t_{1sr}^2 + t_{2si}^2 + t_{2sr}^2 \right) + E_{pp} - E_{pp1}} \right) + 4 \left(2\sqrt{(t_{1si}^2 + t_{1sr}^2)(t_{2si}^2 + t_{2sr}^2)} + t_{1si}^2 + t_{1sr}^2 + t_{2si}^2 + t_{2sr}^2 \right)} \right)} \end{array} \right) \quad (52)$$

with 4 energy eigenvalues

$$E_1 = \frac{1}{2} \left(-\sqrt{(E_{pp} - E_{pp1})^2 + 4 \left(-2\sqrt{(t_{1si}^2 + t_{1sr}^2)(t_{2si}^2 + t_{2sr}^2)} + t_{1si}^2 + t_{1sr}^2 + t_{2si}^2 + t_{2sr}^2 \right) + E_{pp} + E_{pp1}} \right) \quad (53)$$

$$E_2 = \frac{1}{2} \left(\sqrt{(E_{pp} - E_{pp1})^2 + 4 \left(-2\sqrt{(t_{1si}^2 + t_{1sr}^2)(t_{2si}^2 + t_{2sr}^2)} + t_{1si}^2 + t_{1sr}^2 + t_{2si}^2 + t_{2sr}^2 \right) + E_{pp} + E_{pp1}} \right) \quad (54)$$

$$E_3 = \frac{1}{2} \left(-\sqrt{(E_{pp} - E_{pp1})^2 + 4 \left(2\sqrt{(t_{1si}^2 + t_{1sr}^2)(t_{2si}^2 + t_{2sr}^2)} + t_{1si}^2 + t_{1sr}^2 + t_{2si}^2 + t_{2sr}^2 \right) + E_{pp} + E_{pp1}} \right) \quad (55)$$

$$E_4 = \frac{1}{2} \left(\sqrt{(E_{pp} - E_{pp1})^2 + 4 \left(2\sqrt{(t_{1si}^2 + t_{1sr}^2)(t_{2si}^2 + t_{2sr}^2)} + t_{1si}^2 + t_{1sr}^2 + t_{2si}^2 + t_{2sr}^2 \right) + E_{pp} + E_{pp1}} \right) \quad (56)$$

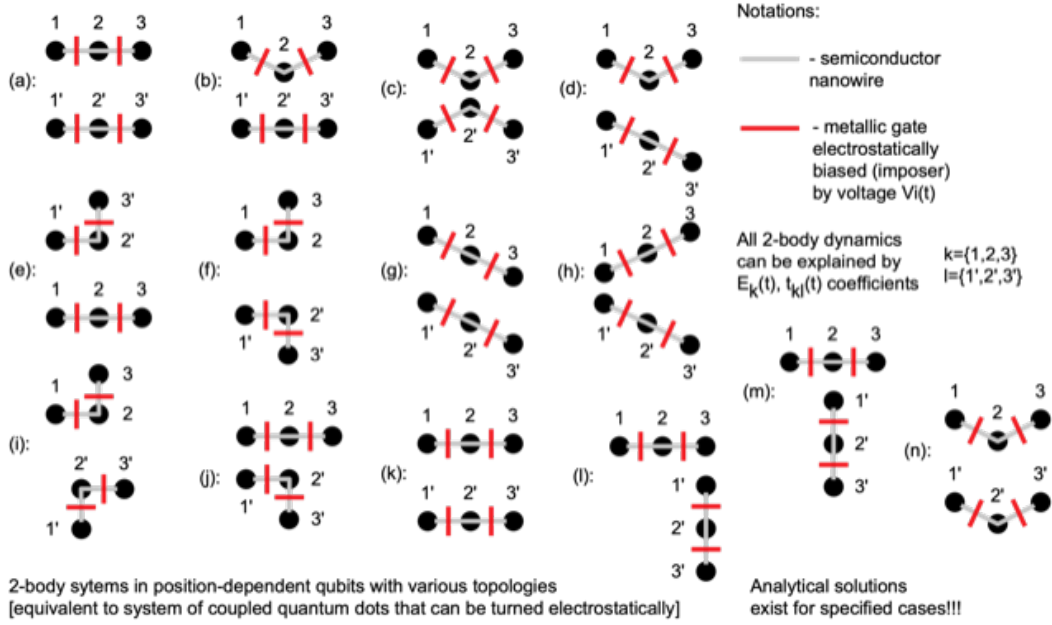


Figure 3: Zoo of position dependent qubit topologies that could be used for beam diagnostics.

4 Conclusion

I have shown the effect of transport of charged particle as proton in accelerator beam acting of single electron in position based qubit placed in the proximity of the accelerator. One can conclude that the beam of moving charged particles brings the change of occupancy of energetic levels in position electrostatic qubit and is inducing phase imprint across qubit. In most general case one can expect that two level system represented by qubit will change its initial occupancy (as for example from 2) into N energy levels with phase imprint made on each eigenenergy level. However under assumption that the perturbing factor expressed by moving charge in accelerator beam is weak the conducted considerations are valid. Conducted considerations are also valid for the case of floating potential that is potential polarizing the qubit state. Therefore presented picture can be considered as phenomenological model of noise for electrostatic qubit that provides the description for qualitative and quantitative assessment of noise on two kinds of decoherence times commonly known as T_1 and T_2 . The presented results were presented at the seminar [5]. In such way one can account for very complicated electromagnetic environment in which position electrostatic semiconductor qubit is placed. In particular one can trace the decay of quantum information encoded in the qubit. One also expects that in the situation of 2 electrostatically qubits the passage of external charged particles is changing the quantum entanglement between qubits and anticorrelation function characterising two interacting qubits. Part of this work was presented in [3] and in [6, 14, 15]. The results can be extended quite straightforward to the more complicated structures by the mathematical framework given in [6], [7] and [8-15]. Particular attention shall be paid to the structures depicted in Fig.3.

5 References

- [1]. T.Fujisawa, T.Hayashi, Y.Hirayama, "Electron counting of single-electron tunneling current", Applied Physical Letters, Vol. 84, 2343, 2004, (<https://doi.org/10.1063/1.1691491>)
- [2]. A.Bednorz, K.Franke, W.Belzig, "Noninvasiveness and time symmetry of weak measurements", New Journal of Physics, Volume 15, 2013, (<https://iopscience.iop.org/article/10.1088/1367-2630/15/2/023043>)
- [3]. K.Pomorski, P.Giounanlis; E.Blokhina; D.Leipold; R.Staszewski, "Analytic view on coupled single electron lines", Semiconductor Science and Technology, Volume 34, Number 12, 2019, (<https://iopscience.iop.org/article/10.1088/1361-6641/ab4f40/meta>)
- [4].K.Pomorski, P.Giounanlis, E.Blokhina, D.Leipold, P.Peczowski, R.Staszewski, "From two types of electrostatic position-dependent semiconductor qubits to quantum universal gates and hybrid semiconductor-superconducting quantum computer", Spie, Proceedings Volume 11054, Superconductivity and Particle Ac-

celerators 2018; 110540M, published on 2019, (<https://www.spiedigitallibrary.org/conference-proceedings-of-spie/11054/110540M/From-two-types-of-electrostatic-position-dependent-semiconductor-qubits-to/10.1117/12.2525217.short>)

[5]. K.Pomorski, "Detection of moving charge by position dependent qubits", CERN 2020 -Dublin UCD Webinar 23-January-2020, (<https://indico.cern.ch/event/876476/contributions/3693568/>), (<https://vidyoreplay.cern.ch/replay/showRecordingExternal.html?key=6lP8xJZuDcPToTD>).

[6]. K.Pomorski, R.Staszewski, "Analytical Solutions for N-Electron Interacting System Confined in Graph of Coupled Electrostatic Semiconductor and Superconducting Quantum Dots in Tight-Binding Model with Focus on Quantum Information Processing", arXiv:1907.02094, 2019, <https://arxiv.org/abs/1907.03180>(<https://arxiv.org/abs/1907.03180>).

[7]. K.Pomorski, R.B.Staszewski, Towards quantum internet and non-local communication in position based qubits, 2019, Arxiv: 1911.02094 (<https://arxiv.org/abs/1911.02094>)

[8]. I.Bashir, M.Asker, C.Cetintepe, D.Leipold, A.Esmailiyan, H.Wang, T.Siriburanon, P.Giounanlis, E.Blokhina, K.Pomorski, R.B.Staszewski, "Mixed-Signal Control Core for a Fully Integrated Semiconductor Quantum Computer System-on-Chip", Sep 2019 ESSCIRC 2019 - IEEE 45th European Solid State Circuits Conference (ESSCIRC), (<https://ieeexplore.ieee.org/abstract/document/8902885/>).

[9]. P.Giounanlis, E.Blokhina, K.Pomorski, D.Leipold, R.Staszewski, "Modeling of Semiconductor Electrostatic Qubits Realized Through Coupled Quantum Dots", IEEE Open Access, 2019, 10.1109/ACCESS.2019.2909489, (<https://ieeexplore.ieee.org/stamp/stamp.jsp?arnumber=8681511>),

[10]. K.Pomorski, "Quantum information processing, quantum communication and quantum Artificial Intelligence in semiconductor quantum computer", FQIS 2020-International Workshop for Young Researchers on the Future of Quantum Science and Technology, 3-6 February 2020, <https://fqst2020.com/>(<https://fqst2020.com/>)

[11]. K.Pomorski, R.Staszewski et al. , "Programmable quantum matter in semiconductor", Seminar in Dublin Institute of Advanced Studies, 24-09-2019, (<https://www.dias.ie/2019/09/24/tuesday-1st-october-programmable-quantum-matter-in-semiconductor-electronics/>)

[12]. K.Pomorski, P.Giounanlist, E.Blokhina, R.B.Staszewski, "ISIF 2019 conference on Integrated Functionalities", Dublin, 12 August 2019.

[13]. K.Pomorski, P.Giounanlist, E.Blokhina, R.B.Staszewski,"Modeling quantum universal gates in semiconductor CMOS", 17 Jan 2019, Scalable Hardware Platforms for Quantum Computing Proc. of Scalable Hardware Platforms for Quantum Computing, Physikzentrum, Bad Honnef, Germany.

[14]. K.Pomorski, Analytic view on N body interaction in electrostatic quantum gates and decoherence effects in tight-binding model, ArXiv: 1912.01205, 2019 (<https://arxiv.org/abs/1912.01205>),

[15]. K.Pomorski, "Analytical view on tunnable electrostatic quantum swap gate in tight-binding model", ArXiv: 2001.02513, 2020 (<https://arxiv.org/pdf/2001.02513.pdf>).