

LocoGAN – Locally Convolutional GAN

Łukasz Struski¹ Szymon Knop¹ Jacek Tabor¹ Wiktor Daniec¹ Przemysław Spurek¹

Abstract

In the paper we construct a fully convolutional GAN model: LocoGAN, which latent space is given by noise-like images of possibly different resolutions. The learning is local, i.e. we process not the whole noise-like image, but the sub-images of a fixed size. As a consequence LocoGAN can produce images of arbitrary dimensions e.g. LSUN bedroom data set. Another advantage of our approach comes from the fact that we use the position channels, which allows the generation of fully periodic (e.g. cylindrical panoramic images) or almost periodic „infinitely long” images (e.g. wall-papers).

1. Introduction

Generative adversarial networks (GANs) (Goodfellow et al., 2014) are one of the most important areas of deep learning. GANs based on deep convolutional networks (Radford et al., 2015; Karras et al., 2017; Zhang et al., 2018b) have been especially successful. Standard GAN models generate new images from a noise of fixed dimension, and consequently produce images of fixed resolution.

We present a new architecture and training method for GANs that are aware of spatial information¹. An important feature of our model is its simplicity and applicability to most standard GAN models.

The key idea consists of four elements:

- We use a fully convolutional architecture for generator network.
- Latent space consists of noise images with potentially arbitrary resolution and a fixed number of channels.
- We divide the latent noise into local and global noise.

^{*}Equal contribution ¹Faculty of Mathematics and Computer Science, Jagiellonian University, Kraków, Poland. Correspondence to: Przemysław Spurek <przemyslaw.spurek@uj.edu.pl>.

¹The code is available <https://github.com/gmum/LocoGAN>

- We add extra channels with spatial information to the input noise images.

Such architecture and design of latent space allows us to use an input of various dimensions. We use that to train our model only on parts of the latent image, see Fig. 5. We call this approach *local learning*. Section 3 contains the detailed description of the model and the training procedure.



Figure 1. The figure presents samples of different resolutions generated by a model trained on LSUN (bedrooms) data set. Resolutions of images in the first row from left to right are 160×128 , 160×160 , 192×128 and 128×128 , 128×160 , 96×128 , respectively for the second row.

Despite the fact entire images are never used in training, LocoGAN produces full, state-of-the-art-quality images. We further demonstrate (see the following examples and Section 4) a variety of novel applications enabled by teaching the network to be aware of coordinates as well as local/global latent. In Fig. 15 we present samples with different sizes, generated by a model trained on LSUN (bedrooms) data set.

The next important consequence of local learning is that we can train LocoGAN just on one source image – under the assumption that the image has a strong pattern-like structure. As a consequence by choosing periodic position channels, LocoGAN produces periodic pattern images that match the structure of the source image.

Another interesting consequence of our model is that since

our model is aware of the position of a given feature, we can exchange some features between images just by exchanging the corresponding parts in the respective noise-like images. For example we can trivially „transplant” a part of one image (like smile or glasses) to the other one, see Fig. 14.

Let us now briefly describe the content of the paper. In the next section we provide the related works. In the third section we provide the description of our model. Fourth section provides the basic experiments on our model (for more detailed experiments see the Appendix). We conclude the paper with the short conclusion.




Figure 2. In the experiment we take one picture of a high resolution. Based on that image we create a data set, by cropping squares of fixed resolution (192×192). We train our model to generate periodic parts. We present original images (the first row) and image generated by LocoGAN. The image consists of one fragment repeated many times.

2. Related works

Generative modeling is a broad area of machine learning which deals with modeling a joint distribution of data. Roughly speaking, we want to produce examples similar to the ones already in a data set X , but not the same.

Generative models are one of the fastest growing areas of deep learning. In recent years a number of generative models, like Variational AutoEncoders (VAE) (Kingma & Welling, 2014), Wasserstein AutoEncoder (WAE) (Tolstikhin et al., 2017), generative adversarial networks (GAN) (Goodfellow et al., 2014), auto-regressive models (Isola et al., 2017) and flow-based generative models (Dinh et al., 2014; Kingma & Dhariwal, 2018), were constructed.

The quality of generative image modeling has increased in recent years thanks to Generative Adversarial Networks (GANs) architecture. GANs have solved many problems in various image generation tasks like image-to-image trans-




Figure 3. Moving spatially localized attributes from one image to another. In the first two rows we add smile from the first image to the second one. In the next two rows we add glasses from the first image to the second one. Due to the fact that our model is local, we do not change the image except for a neighbourhood of the „transplanted” positions.

lation (Isola et al., 2017; Zhu et al., 2017; Taigman et al., 2016; Park et al., 2019), image super-resolution (Ledig et al., 2017; Sønderby et al., 2016) and text-to-image synthesis (Reed et al., 2016; Hong et al., 2018).

GAN is a framework for training deep generative models using a mini-max game. The goal is to learn a generator distribution $P_G(x)$ that matches the real data distribution $P_{data}(x)$. GAN learns a generator network \mathcal{G} that generates samples from the generator distribution P_G by transforming a noise variable $z \sim P_{noise}(z)$ (usually Gaussian noise $N(0, I)$) into a sample $\mathcal{G}(z)$. This generator is trained by playing against an adversarial discriminator network \mathcal{D} that aims to distinguish between samples from the true data distribution P_{data} and the generator’s distribution P_G . More formally, the minimax game is given by the following expression:

$$\min_{\mathcal{G}} \max_{\mathcal{D}} V(\mathcal{D}, \mathcal{G}) = \mathbb{E}_{x \sim P_{data}} [\log \mathcal{D}(x)] + \mathbb{E}_{x \sim noise} [\log(1 - \mathcal{D}(\mathcal{G}(x)))].$$

The main advantage over other models is the ability to produce sharp images, which are indistinguishable from real ones. GANs are impressive in terms of the visual quality of images sampled from the model, but the training process is often hard and unstable.

In recent years many researcher focused on modifications to the vanilla GAN procedure to improve stability of the training process.

Changing the objective function The first part of such modification is based on changing the objective function (Arjovsky et al., 2017; Mao et al., 2017; Bellemare et al., 2017) to encourage convergence.

In (Arjovsky et al., 2017) authors introduced Wasserstein Generative Adversarial Networks (WGAN) which is an alternative to vanilla GAN. Instead of using a discriminator to distinguish real and fake images (generated by GAN model), the WGAN replaces the discriminator model with a critic that scores the realness of a given image. WGAN improves the stability of learning and partially solves problems with mode collapse.

Restrictions on the gradient penalties Another approach use some restrictions on the decoder gradient penalties (Gulrajani et al., 2017; Kodali et al., 2017). The most promising approach in this area is Spectral Normalization (Miyato et al., 2018), which uses spectral norm of the weight matrices in the discriminator in order to constrain the Lipschitz constant of the discriminator function. In (Zhang et al., 2018a) authors use spectral normalization also for the generator. Spectral normalization in the generator can prevent the escalation of parameter magnitudes and avoid unusual gradients. In practice it allows to stabilize the GAN training dynamics (Miyato & Koyama, 2018).

Imbalanced learning rate for generator and discriminator In literature it is well known that regularization of the discriminator (Gulrajani et al., 2017; Miyato et al., 2018) often slows down the GANs' learning process. In practice, when we use regularized discriminators we require more updates for the discriminator than for the generator. We can solve this problem by using individual learning rate for both the discriminator and the generator (Heusel et al., 2017). Such solution speeds up the convergence of GAN models drastically.

Self-Attention mechanisms Recently, attention mechanisms have been successfully applied in many different areas of deep learning (Bahdanau et al., 2014; Parmar et al., 2018; Vaswani et al., 2017; Xu et al., 2015). In particular, self-attention (Cheng et al., 2016; Parikh et al., 2016), also called intra-attention, calculates the response at a position in a sequence by attending to all positions within the same sequence.

SAGAN (Self-Attention Generative Adversarial Network) (Zhang et al., 2018a) learns to efficiently find global, long-range dependencies within internal representations of images. In addition, the self attention mechanism in GAN can be combined with spectral normalization to stabilize GAN training. The imbalanced learning rate for the generator and the discriminator speeds up the training.

Progressive growing architecture The recent extension ProGAN (Karras et al., 2017) trains high-resolution GANs in the single-class setting by training a single model across a sequence of increasing resolutions. ProGAN progressively extends the generator and the discriminator architecture, starting from easier low-resolution images, and adding new layers that introduce higher-resolution details as the training progresses. Style-Based Gan (styleGan) (Karras et al., 2019) is a modification of ProGAN with use of alternative generator architecture, borrowing from style transfer literature.

Coordinates of pixels in GAN model The recent extension of GANs architecture improves the stability of a model but still there is a problem with training GANs on images with varying resolution. In (Lin et al., 2019) authors present Conditional Coordinate GAN (COCO-GAN) new architecture where generator generates images by parts based on their spatial coordinates as the condition. On the other hand, the discriminator learns to justify realism across multiple assembled patches by global coherence, local appearance, and edge-crossing continuity. Although full images are never generated during training, COCO-GAN can produce full images. Furthermore, COCO-GAN can produce images that are larger than training samples ("beyond-boundary generation"). The use of coordinates allows to generate panoramic images by using cylindrical coordinate system.

COCO-GAN is very close to our model in terms of possible applicability. Both of models use coordinate of pixels and can produce periodic images. On the other hand, contrary to COCO-GAN our model use fully convolutional architecture and global coordinates. The architectures are completely different but can be used in similar non trivial task. For instead, our model can be train with images with different resolution and COCO-GAN can be used to extrapolation of images.

3. LocoGAN main idea

Our approach uses the fact that a fully convolutional neural network (generator) can generate images of any resolution. The larger input we use, the larger output we get. In LocoGAN we train only on small parts of images, where the input consists of image-like noise of arbitrary size, see Fig. 4. After training we can generate images of different resolutions by increasing the size of input noise layer. This means that LocoGAN can be trained on a data set containing different

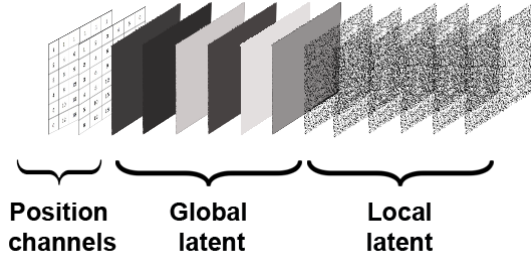


Figure 4. Construction of latent noise-like image. Global latent represents global features and is the same for every pixel for a given channel in an image. Local latent is a gaussian noise without any correlation between pixels.

resolutions like LSUN bedroom scene.

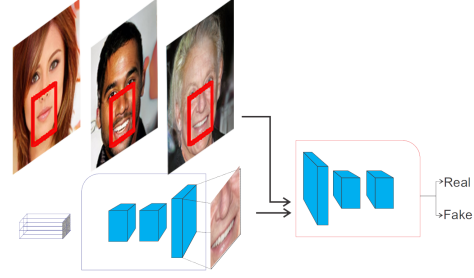
Since our approach is a simple modification of the standard approach, let us briefly describe it here.

Fully convolutional architecture. Convolutional neural networks are built on translation invariance. Each layer of data in a convolutional layer is a three-dimensional array of size $h \times w \times d$, where h and w are spatial dimensions, and d is the feature or channel dimension. The first layer is the image, with pixel size $h \times w$, and d color channels. In the case of generator, as an input we use an array of size $h \times w \times d$ containing a Gaussian blur. Fully convolutional architecture can process images of arbitrary resolution (only the number of color channels is fixed).

To construct LocoGAN, locally convolutional GAN, one has to deal with a few problems. First, since the discriminator has a fixed dimension, we apply the idea of *local learning*. That is during training we always process the subimages of fixed size.

Adding spatial information: position channels. Since we have fully convolutional architecture, the model (for example for the FFHQ like data, where the global structure is crucial), needs the information that it should construct the neighbourhood of the nose, or of the eye. In the classical GAN models, the model derives this information from the fact that the convolutions are used with zero padding, and it can easily deduce the relative position from the boundary. Since in our model we do not allow the zero padding, the images do not have boundary which can be recognized by the network. Instead, we include the information about the position in additional channels. In the simplest basic model we add two channels with x and y positions of the pixel, see Fig. 4, however, to construct periodic images we use more channels (a basic form for x periodic images is given by $[\cos x, \sin x]$). In our model we add the position channels at every layer of the network. Since each layer has different

Training



Evaluation




Figure 5. In this figure we explain the idea of local learning. We train model on image with possible different resolutions by using small cropped part of size (64×64) . We append additional coordinate channels to both generator’s and discriminator’s input to inform the model which part of the image it is working on. This allows us to generate images of different resolutions by manipulating the generator’s input image size.

size $h \times w$ we have to resize channels with coordinates respectively to the size $h \times w$. We apply classical down-sampling of original channels with coordinates to smaller resolution.

Padding. As a consequence of the above described approach our model can never see the end of an image (understood as pixels which originally did not belong to the input noise-like image). Therefore during the training process we crop larger part of an image and use additional noise pixels as a padding (a simplified version of this approach is simply no padding). The size of the noise padding must be large enough to produce fragment of an image with size equal to target cropped element.

Global and local latent. However, we still need one additional element. Since our construction is fully convolutional, we have no guarantee that, for example, the left upper local corner of the input would be able to exchange information with the right lower. In consequence, for the FFHQ data set we could theoretically obtain a photo where the left side of the image comes from a man, while the right side comes from a woman. Thus, in our model we need to model local representation of an image as well as the entire image plan. The final generator must have the ability to produce



Figure 6. Linear interpolation between images with different resolutions: endpoints are the size from 128×192 to 160×160 , respectively.



Figure 7. In the experiment we take one picture of a high resolution. Based on that image we create a data set, by cropping rectangles of fixed resolution (64×192). We train our model to generate periodic parts. We present original images (the first row), elements generated by our model (we highlight the part which is periodic) in the next six rows. In the last three rows we show that we can change local plan to achieve a small modification of each periodic element.

images with higher resolution than elements in the training set. Therefore, we have to divide latent (input noise layer in generator) into two parts. The first one for coding global feature of the training data set which is fixed during training for all elements. And the second one for coding local representation of the image which is different for each element from the data set. The global (master plan) latent encodes global information from image and the local one is responsible for the local structure.

Concluding, in the global latent channels we input image-type noise which is constant over each channel, see Fig. 4. To allow the model some additional flexibility, we also add *local latent* where we sample by gaussian noise. In practice the local plan corresponds to some local features (like a strand of hair changing its position), see Fig. 9.

Architecture. Our architecture derived from the DCGAN model (Radford et al., 2015). To construct a generator we use the convolutional-transpose, and batch normalization

No. layer	in_ch	out_ch	kernel	stride	padding
1	3	1024	4	2	3
2	1024	512	4	2	3
3	512	256	4	2	3
4	256	128	4	2	3
5	128	3	4	1	3

Table 1. Detailed values of parameters used in generator.

with ReLU activation function for all layers except for the last one. For the final layer we use Tanh without batch normalization. Detailed values of parameters such as input channels (in_ch), output channels (out_ch), kernel size, stride and padding in individual layers are presented in Tab 1.

As input to the discriminator we take a $3 \times 64 \times 64$ input image, processes it through five convolution and LeakyReLU layers, and output the final probability through a Sigmoid

No. layer	in_ch	out_ch	kernel	stride	padding
1	3	64	4	2	1
2	64	128	4	2	1
3	128	256	4	2	1
4	256	512	4	2	1
5	512	1	4	1	0

Table 2. Detailed values of parameters used in discriminator.

activation function. For a stable training model in the first four layers we used spectral normalization (Miyato et al., 2018) before activation function. Detailed values of parameters such as input channels (in_ch), output channels (out_ch), kernel size, stride and padding in individual layers are presented in Tab. 2.

4. Experiments

In this section we present the experiments. We start with the standard LSUN database – we show that LocoGAN allows interpolation between images of different resolutions. Next we proceed to the experiments where we show that we can learn from only one pattern image. In the last subsection we study the role of channels on the faces data set.

In all experiments on LSUN and FFHQ we train our architecture on small cropped part (64×64) of original image (128×128). During training of the model we use image-type noise input with 16 channels for master plan, 2 channels for local plane, and 2 position channels with size 10×10 . Positions of original image (128×128) are scaled to $[-1, 1]$.

4.1. LSUN

The LSUN model was trained with the default parameters. The position channels were given by renormalization of the position of a given pixel, i.e.:

- X-position: x ,
- Y-position: y .

In the case of LSUN (Yu et al., 2015) (bedroom) we scale shorter edge of the image to 128 and train model on images with different resolutions. Our model is trained on (64×64) randomly cropped elements of original data set.

In Fig. 15 we present images generated by LocoGAN model. As we can see our model produces state of the art images with the same resolution as in the training data set.

As it was mentioned, the position channels are responsible for the position of the elements, and in particular for the up-down, left-right information (i.e. carpet is on the down of the LSUN image, while the lamp is under the ceiling).




Figure 8. Samples with resolution 128×128 generated from model trained on FFHQ data set. FID score equals 26.3.

This means, that we can reasonably interpolate between the images of different resolutions. In the case of classical interpolation we take two points from prior distribution and apply linear interpolation. Then we transfer points through the generator. In our model image-type noise layer has coordinates channels. Therefore, we can use sizes of target images (potentially different ones) and simultaneously change resolution of an image (linear interpolation between sizes) and modify array of coordinates with bilinear interpolation. In Fig. 6 we present interpolation between two elements with different sizes.

4.2. Patterns

The case of patterns is probably the most novel from features of LocoGAN. In this case our model learns to produce an image which is similar to the one source image. We assume here that we have only one source image, which has a pattern-like structure. For this task we chose three images: brick 666×1000 , bamboo 1064×708 and grass 821×544 , see Fig. 7.

In the experiment we take one picture of a high resolution. Based on that image we create a data set, by cropping rectangles of fixed resolution (64×192). The cropped images should have similar distribution. Elements from training data set should be large enough to represent local structure. On the other hand, elements should not be too large because we do not want to encode the global structure of the image.

Now, we train our model to be able to produce periodic parts. More specifically, we produce a small element that



Figure 9. Samples from resolution 128×128 with the same global plan, and random local plan. The picture shows that the modification of a local plan has a small effect on the image. For instance, we may notice a slight change in the hair.

can be repeated to construct the full image, see Fig. 7.

Because the network is fully convolutional, a periodic pattern can be generated by changing position channels in our model. We use two position channels, one for obtaining periodic strip:

- X-position: $(\cos \alpha x, \sin \alpha x)$,
- Y-position: y ,

and the other one for obtaining double periodic covering of the plane:

- X-position: $(\cos \alpha x, \sin \alpha x)$,
- Y-position: $(\cos \alpha y, \sin \alpha y)$,

see Fig. 2.



Figure 10. In the left upper corner, we present an image generated in the same resolution as the element in the training data set. LocoGAN can produce images with different resolutions than elements from the training data set. We present images with increased height and width (images with higher resolution) as well as images with only one dimension changed (extend and stretch).

Observe that since our model uses local learning, the discriminator never sees the whole patch, and consequently has no information that the data was not periodic. Since we have periodic position channels, by using periodic local channels (with the same period), our model will produce periodic patterns. In Fig. 7 we present original images (in first row) element generated by our model (we highlight the part which is periodic).

Because the network is fully convolutional, a semi-periodic pattern could be generated based on the network trained on one image alone. Simplest way to achieve that is to use different local plane for each periodic element. In the last three rows in Fig. 7 we show that we can change local plan to provide a little modification for each periodic element. In consequence we obtain a semi-periodic pattern.

We can also use double periodic coordinates on X and Y position to produce images with arbitrary size, see Fig. 2.

4.3. FFHQ

In the case of FFHQ data set our model is trained on (64×64) randomly cropped elements of original data set (128×128) . In Fig. 8 we present images (128×128) generated by LocoGAN model.

In our model input noise layer has local and master plan channels. Master plane codes most information about the photo. Interpolation between both plans and interpolation with fixed local plan are almost the same. It may seem that a local plan is not needed, but our experiments show that it allows us to obtain sharper images and model small details such as hair structure, eye color or background. In each row of Fig. 9 we present single face with randomly changed local plan. As we can see, local plan change affects the structure of hair.



Figure 11. Horizontal and vertical interpolation between two images. **Top:** we present which parts of master plane was taken to produce target image. **Bottom:** we visualize original images and a produce of mixing master plan features.

Information coded by position channels Now we would like to perform the experiment which shows that the use of position channels is crucial. In the left upper corner in Fig. 10 we have an image generate in the same resolution as the element in the training data set. We train model on resolution (128×128) by using small cropped part of size (64×64) . During training we use coordinate of the part of an image because model should know which part of the image we used. After training we can generate elements of size (128×128) .

In our model it is also possible to produce images with larger resolution than elements from training data set. We obtain it by extending an array of coordinates with bilinear interpolation. If we increase length and width, we obtain original image with higher resolution. On the other hand we can modify only one edge of the image and extend or stretch the face, see Fig. 10.

Transfer Master plan channels encode global features of images. Since our construction is fully convolutional, we have no guarantee that, for example, the left upper local corner of the input would be able to exchange information with the right lower. In consequence, for the FFHQ data set we could theoretically obtain a photo where the left side of the image comes from a man, while the right side comes from a woman. Thus, we need to insert global information. We do this by master-plan channels.

Observe that although obviously some features have strong correlation with location, in the typical GAN models this correspondence is lost. And to modify some features locally one would typically need some form of disentanglement.

Contrary to this, in our model information which corresponds to the position is embedded in the representation. This allows to „transplant” hair, or glasses/eye(s), nose or

beard from one face to another. In particular, we can easily generate a face with different eye colors – which clearly goes out of the distribution of the data.

To some extent this resembles the style transfer. In the first experiments we take two generated images and produce one which on one half contains master plan from one image and in the second half has a master plan from another one, see Fig. 11. We construct two approaches: we merge images horizontally and vertically. As we can see, the new image contains a smooth interpolation between two source faces.

We can also transfer style only with some particular part of an image. In Fig. 14 we present how to transfer smiles and glasses.

5. Conclusion

The crucial aspect of LocoGAN is the use of a latent consisting of noise-like images with possibly different resolutions and the input made of position, local and global channels. Moreover, the noise-like images of different resolutions are processed locally.

Although the architecture of LocoGAN is simple, it has some important advantages over the standard GAN models. In particular, we can produce images of various sizes, learn on just one image with a pattern, construct periodic images, or „transplant” parts of images.

6. Acknowledgements

The work of P. Spurek was supported by the National Centre of Science (Poland) Grant No. 2019/33/B/ST6/00894. The work of Ł. Struski was supported by the National Centre of Science (Poland) Grant No. 2020/39/D/ST6/01332. The research of S. Knop was funded by the Priority Re-

search Area Digiworld under the program Excellence Initiative – Research University at the Jagiellonian University in Kraków J. Tabor carried out this work within the research project “Bio-inspired artificial neural network” (grant no. POIR.04.04.00-00-14DE/18-00) within the Team-Net program of the Foundation for Polish Science co-financed by the European Union under the European Regional Development Fund.

References

- Arjovsky, M., Chintala, S., and Bottou, L. Wasserstein generative adversarial networks. In *International conference on machine learning*, pp. 214–223, 2017.
- Bahdanau, D., Cho, K., and Bengio, Y. Neural machine translation by jointly learning to align and translate. *arXiv preprint arXiv:1409.0473*, 2014.
- Bellemare, M. G., Danihelka, I., Dabney, W., Mohamed, S., Lakshminarayanan, B., Hoyer, S., and Munos, R. The cramer distance as a solution to biased wasserstein gradients. *arXiv preprint arXiv:1705.10743*, 2017.
- Cheng, J., Dong, L., and Lapata, M. Long short-term memory-networks for machine reading. *arXiv preprint arXiv:1601.06733*, 2016.
- Dinh, L., Krueger, D., and Bengio, Y. NICE: Non-linear independent components estimation. *arXiv:1410.8516*, 2014.
- Goodfellow, I., Pouget-Abadie, J., Mirza, M., Xu, B., Warde-Farley, D., Ozair, S., Courville, A., and Bengio, Y. Generative adversarial nets. In *Advances in neural information processing systems*, pp. 2672–2680, 2014.
- Gulrajani, I., Ahmed, F., Arjovsky, M., Dumoulin, V., and Courville, A. C. Improved training of wasserstein gans. In *Advances in neural information processing systems*, pp. 5767–5777, 2017.
- Heusel, M., Ramsauer, H., Unterthiner, T., Nessler, B., and Hochreiter, S. Gans trained by a two time-scale update rule converge to a local nash equilibrium. In *Advances in Neural Information Processing Systems*, pp. 6626–6637, 2017.
- Hong, S., Yang, D., Choi, J., and Lee, H. Inferring semantic layout for hierarchical text-to-image synthesis. In *Proceedings of the IEEE Conference on Computer Vision and Pattern Recognition*, pp. 7986–7994, 2018.
- Isola, P., Zhu, J.-Y., Zhou, T., and Efros, A. A. Image-to-image translation with conditional adversarial networks. In *Proceedings of the IEEE conference on computer vision and pattern recognition*, pp. 1125–1134, 2017.
- Karras, T., Aila, T., Laine, S., and Lehtinen, J. Progressive growing of gans for improved quality, stability, and variation. *arXiv preprint arXiv:1710.10196*, 2017.
- Karras, T., Laine, S., and Aila, T. A style-based generator architecture for generative adversarial networks. In *Proceedings of the IEEE Conference on Computer Vision and Pattern Recognition*, pp. 4401–4410, 2019.
- Kingma, D. and Welling, M. Auto-encoding variational bayes. *arXiv:1312.6114*, 2014.
- Kingma, D. P. and Dhariwal, P. Glow: Generative flow with invertible 1x1 convolutions. In *Advances in Neural Information Processing Systems*, pp. 10236–10245, 2018.
- Kodali, N., Abernethy, J., Hays, J., and Kira, Z. On convergence and stability of gans. *arXiv preprint arXiv:1705.07215*, 2017.
- Ledig, C., Theis, L., Huszár, F., Caballero, J., Cunningham, A., Acosta, A., Aitken, A., Tejani, A., Totz, J., Wang, Z., et al. Photo-realistic single image super-resolution using a generative adversarial network. In *Proceedings of the IEEE conference on computer vision and pattern recognition*, pp. 4681–4690, 2017.
- Lin, C. H., Chang, C.-C., Chen, Y.-S., Juan, D.-C., Wei, W., and Chen, H.-T. Coco-gan: generation by parts via conditional coordinating. In *Proceedings of the IEEE International Conference on Computer Vision*, pp. 4512–4521, 2019.
- Mao, X., Li, Q., Xie, H., Lau, R. Y., Wang, Z., and Paul Smolley, S. Least squares generative adversarial networks. In *Proceedings of the IEEE International Conference on Computer Vision*, pp. 2794–2802, 2017.
- Miyato, T. and Koyama, M. cgans with projection discriminator. *arXiv preprint arXiv:1802.05637*, 2018.
- Miyato, T., Kataoka, T., Koyama, M., and Yoshida, Y. Spectral normalization for generative adversarial networks. *arXiv preprint arXiv:1802.05957*, 2018.
- Parikh, A. P., Täckström, O., Das, D., and Uszkoreit, J. A decomposable attention model for natural language inference. *arXiv preprint arXiv:1606.01933*, 2016.
- Park, T., Liu, M.-Y., Wang, T.-C., and Zhu, J.-Y. Semantic image synthesis with spatially-adaptive normalization. In *Proceedings of the IEEE Conference on Computer Vision and Pattern Recognition*, pp. 2337–2346, 2019.
- Parmar, N., Vaswani, A., Uszkoreit, J., Kaiser, Ł., Shazeer, N., Ku, A., and Tran, D. Image transformer. *arXiv preprint arXiv:1802.05751*, 2018.

- Radford, A., Metz, L., and Chintala, S. Unsupervised representation learning with deep convolutional generative adversarial networks. *arXiv preprint arXiv:1511.06434*, 2015.
- Reed, S., Akata, Z., Yan, X., Logeswaran, L., Schiele, B., and Lee, H. Generative adversarial text to image synthesis. *arXiv preprint arXiv:1605.05396*, 2016.
- Sønderby, C. K., Caballero, J., Theis, L., Shi, W., and Huszár, F. Amortised map inference for image super-resolution. *arXiv preprint arXiv:1610.04490*, 2016.
- Taigman, Y., Polyak, A., and Wolf, L. Unsupervised cross-domain image generation. *arXiv preprint arXiv:1611.02200*, 2016.
- Tolstikhin, I., Bousquet, O., Gelly, S., and Schoelkopf, B. Wasserstein auto-encoders. *arXiv:1711.01558*, 2017.
- Vaswani, A., Shazeer, N., Parmar, N., Uszkoreit, J., Jones, L., Gomez, A. N., Kaiser, Ł., and Polosukhin, I. Attention is all you need. In *Advances in neural information processing systems*, pp. 5998–6008, 2017.
- Xu, K., Ba, J., Kiros, R., Cho, K., Courville, A., Salakhudinov, R., Zemel, R., and Bengio, Y. Show, attend and tell: Neural image caption generation with visual attention. In *International conference on machine learning*, pp. 2048–2057, 2015.
- Yu, F., Seff, A., Zhang, Y., Song, S., Funkhouser, T., and Xiao, J. Lsun: Construction of a large-scale image dataset using deep learning with humans in the loop. *arXiv preprint arXiv:1506.03365*, 2015.
- Zhang, H., Goodfellow, I., Metaxas, D., and Odena, A. Self-attention generative adversarial networks. *arXiv preprint arXiv:1805.08318*, 2018a.
- Zhang, H., Xu, T., Li, H., Zhang, S., Wang, X., Huang, X., and Metaxas, D. N. Stackgan++: Realistic image synthesis with stacked generative adversarial networks. *IEEE transactions on pattern analysis and machine intelligence*, 41(8):1947–1962, 2018b.
- Zhu, J.-Y., Park, T., Isola, P., and Efros, A. A. Unpaired image-to-image translation using cycle-consistent adversarial networks. In *Proceedings of the IEEE international conference on computer vision*, pp. 2223–2232, 2017.

7. Appendix A: Generating samples with different sizes

Despite the fact, entire images are never used in training, LocoGAN produces full, state-of-the-art-quality images.

We further demonstrate a variety of novel applications enabled by teaching the network to be aware of coordinates as well as local/global latent. In Fig. 15 we present samples with different sizes, generated by a model trained on LSUN (bedrooms) data set.

8. Appendix B: Information coded by position channels

In this paragraph, we would like to show more experiments that present the potential use of position channels. In the left upper corner in Fig. 12 we have an image generated in the same resolution as the element in the training data set. We train the model on resolution (128×128) by using small cropped part of size (64×64) . During training we use coordinate of the part of an image because model should know which part of the image we used. After training, we can generate elements of size (128×128) .

9. Appendix C: Transfer of style

In LocoGAN information that corresponds to the position is embedded in the representation. In the main paper, we show experiment when we take two generated images and produce one which one half contains master plan from one image and in the second half has a master plan from another one, see Fig. 11. Below we present a modification of that experiment where we construct linear interpolation between two images by vertically swapping master plan from one image to another. In the beginning, we have one image which is changing (from top to bottom) into another, see Fig. 13.

We can also transfer style only with some particular part of an image. In Fig. 14 we present how to transfer smiles and glasses. In the first row we have images, which are changed by adding some elements from images in the first column.



Figure 12. The picture presents samples with different sizes that were generated from a model trained on the FFHQ data set. Each sample consists of images with resolutions 128×128 , 128×192 in the upper row and 192×128 , 192×192 in the row below.



Figure 13. Vertical (from top to bottom) interpolation between two images.



Figure 14. Moving attributes from one image to another. In the first row, there are images, which are changed in below rows by transferring some elements from images in the first column. Due to the fact that our model is local, we do not change the image except for a neighborhood of the „transplanted” positions.




Figure 15. The picture presents samples with different sizes that were generated from a model trained on LSUN (bedrooms) data set. Each sample consists of eight images with resolutions 128×192 , 128×224 in the top row, 160×128 , 160×160 , 192×128 in the middle row and 128×128 , 128×160 , 96×128 in the lowest row