

Signatures of topological ground state degeneracy in Majorana islands

Jukka I. Väyrynen,¹ Adrian E. Feiguin,² and Roman M. Lutchyn¹

¹*Microsoft Quantum, Station Q, University of California, Santa Barbara, California 93106-6105, USA*

²*Department of Physics, Northeastern University, Boston, Massachusetts 02115, USA*

(Dated: February 19, 2024)

We consider a mesoscopic superconducting island hosting multiple pairs of Majorana zero-energy modes. The Majorana island consists of multiple p-wave wires connected together by a trivial (s-wave) superconducting backbone and is characterized by an overall charging energy E_C ; the wires are coupled to normal-metal leads via tunnel junctions. We calculate the average charge on the island as well as non-local conductance matrix as a function of a p-wave pairing gap Δ_P , charging energy E_C and dimensionless junction conductances g_i . We find that the presence of a topological ground-state degeneracy in the island dramatically enhances charge fluctuations and leads to the suppression of Coulomb blockade effects. In contrast with conventional (s-wave) mesoscopic superconducting islands, we find that Coulomb blockade oscillations of conductance are suppressed in Majorana islands regardless of the ratio E_C/Δ_P or the magnitude of the conductances g_i . We also discuss our findings in relation to the so-called topological Kondo effect.

I. INTRODUCTION

Effect of quantum fluctuations in mesoscopic islands of superconducting metals has been extensively studied in the last two decades.^{1–7} In a conventional (s-wave) superconducting island connected to normal leads, the charge Q on the island varies in discrete steps as a function of an applied gate voltage V_g . When superconducting gap Δ is larger than the charging energy on the island E_C , the charge Q is $2e$ -periodic and the ground-state is formed out of different number of Cooper pairs. Superconducting charge fluctuations smear out the transition between adjacent charge states, i.e. Q and $Q + 2e$. In the limit of weak island-lead tunneling superconducting charge fluctuations are not strong enough to suppress Coulomb blockade effect.^{8,9} Another way to probe properties of Coulomb-blockaded islands is to measure two-terminal tunneling conductance G . Away from charge degeneracy points (known as the “valley”) tunneling of Cooper pairs across the superconducting island is suppressed at low temperatures T , i.e. $G \propto T^2$.^{10,11} This conclusion holds for any number of normal-metal (non-interacting) leads connected to the island.

The situation is different in the case of topological superconductors when an island hosts Majorana zero-energy modes (MZMs). The presence of these low-energy states drastically changes thermodynamic and transport properties.^{12–25} This can be seen already in the case of two Majoranas coupled to two ($M = 2$)^{12–15} leads where resonant tunneling through a Majorana state (elastic cotunneling) dominates the conductance in the valley and leads to a finite contribution at $T = 0$. Indeed, for $M = 2$ one finds $G/G_0 \sim (g\Delta_P/E_C)^2$ for $g\Delta_P \ll E_C$, where $0 \leq g \leq 1$ is the junctions’ normal state dimensionless conductance, Δ_P is the topological pairing gap (i.e. p-wave gap), E_C is the charging energy, and $G_0 = e^2/h$ is the conductance quantum. Thus, the strength of the superconducting charge fluctuations is controlled by the ratio Δ_P/E_C as well as the normal-state dimensionless conductance g .

The $M = 2$ case is quite special because the charge on the island and fermion parity are locked by the charging energy removing the underlying ground-state degeneracy. In the M -terminal islands with $M > 2$ MZMs charging energy fixes the overall fermion parity sector but it does not remove ground-state degeneracy, i.e. Majorana degrees of freedom form a $SO(M)$ impurity “spin”. It was proposed in Refs. 26–29 that the remaining topological ground-state degeneracy can be used for quantum information processing. When such an island is coupled to normal leads, one can show that the topological ground-state degeneracy manifest itself in a number of different ways: the superconducting charge fluctuations are enhanced suppressing Coulomb blockade effect; the conductance G_{ij} between leads i and j reaches a universal value $G_{i \neq j} = 2e^2/(Mh)$ at $T = 0$ independent of the applied gate voltage.

In this paper we show that the suppression of Coulomb blockade effect can be used as a signature of topological ground state degeneracy. In order to draw general conclusions, we developed theoretical framework which is suitable for arbitrary ratio of Δ_P and E_C and treats superconducting and charge fluctuations on equal footing. Our microscopic model for Majorana islands allows one to calculate observable quantities of interest (e.g. charge on the island and multiterminal conductance matrix) in terms of measurable parameters such as normal-state junction conductance g , E_C , Δ_P and applied dimensionless gate voltage N_g . We note that previous works^{16–25} have considered the limit of $\Delta_P \rightarrow \infty$ in weak tunneling regime. Using existing experimental data on semiconductor-based Majorana islands^{30–32} one can set an upper bound on topological gap of $50\mu\text{eV}$ indicating that $\Delta_P/E_C \ll 1$ regime is more experimentally relevant.

Our work can be placed in the context of the so-called topological Kondo effect.^{16–25} In this exotic Kondo effect, the Coulomb island of M MZMs forms the impurity “spin” with a $2^{\frac{1}{2}M-1}$ -fold degenerate ground state in the Coulomb valley (the MZMs come in pairs which

makes M even). The impurity spin is screened by M normal metal leads, each one tunnel-coupled to a different MZM. The topological Kondo effect drives the system to a strongly-coupled low-temperature fixed point where the conductance G_{ij} reaches the universal value quoted above. The finite-temperature corrections δG_{ij} to this result vanish with a universal non-Fermi-liquid power law exponent: $\delta G_{ij} \propto T^{2(1-\frac{2}{M})}$. The scaling of the non-local conductance with temperature can be used to detect Majorana-induced ground-state degeneracy in the island. Furthermore, multi-terminal conductance depends on the number of attached leads M and cutting off one of the leads (by tuning the tunnel-gate) should change the conductance (i.e. $M \rightarrow M - 1$). Note that once $M = 2$ the system would cease to flow to the topological Kondo fixed point and conductance will become dependent on Δ_P/E_C as explained above.

The structure of this paper is as follows: in Sec. II we begin with the qualitative discussion of main results. In Sec. III we introduce the microscopic model which is then mapped to a low-energy model of quantum Brownian motion (QBM). In Secs. IV–V we perform renormalization group analysis of the QBM model in the respective limits of large ($\Delta_P \gg E_C$) and small ($\Delta_P \ll E_C$) topological gap. By using the identified leading relevant or irrelevant operators and their scaling dimensions, we then proceed to evaluate the average charge and the conductance of the island in Sec. VI. We compare our model to the ones studied in the context of the multi-channel Kondo problem in Sec. VII and then draw conclusions in Sec. VIII.

II. QUALITATIVE DISCUSSION OF THE MAIN RESULTS

We consider a Majorana island shown in Fig. 1, consisting of an array of proximitized semiconductor nanowires tuned (by magnetic field and/or gate voltages) to the topological regime with the corresponding p-wave gap Δ_P . In the regime of interest, the left and right halves of these wires form M effectively spinless semi-infinite leads. A central segment of length L is separated from the leads by barriers which are characterized by a dimensionless conductance $g_i \in [0, 1]$. We assume that L is much larger than the p-wave coherence length so that we can ignore the hybridization of the Majorana states through the central segment. Proximitized nanowires are coupled with each other by trivial floating superconductor with the gap $\Delta_S \gg \Delta_P, E_C$. Different proximitized nanowires are separated from each other by the distance much larger than the coherence length ξ_S in the trivial superconductor so that inter-wire Majorana hybridization can be neglected. The s-wave superconductor has a large number of channels connecting different segments of the device and therefore the island formed by the superconductor together with the nanowires can be characterized by a single charging energy E_C and inter-wire mutual charging effects can be neglected. For more details on

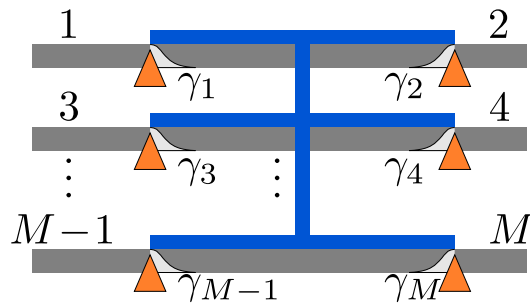


FIG. 1. Schematic diagram of the device build out of $M/2$ nanowires. Each wire (grey) is split by two barriers (orange triangles) into left and right “leads” and a middle section. The middle section has a topological gap Δ_P due to a proximity to a central floating superconductor (dark blue). Well-separated Majorana zero modes (light grey) γ_i are localized at the boundaries between the normal and the topological superconducting regions. The middle section consisting of the nanowires and the s-wave superconductor has a charging energy E_C . We assume that the s-wave gap Δ_S of the central superconductor is the largest energy scale in the problem, $\Delta_S \gg E_C, \Delta_P$.

the model, see Sec. III.

In this paper we focus on four main parameter regimes summarized in Fig. 2. These regimes correspond to the cases of large or small Δ_P/E_C , and weak or strong tunneling, which is controlled by the dimensionless conductance g of a junction. In all regimes the system flows to the universal strong coupling fixed point mentioned above. As a result, at low temperatures $T \ll T_K$, the conductance displays non-Fermi-liquid corrections with a characteristic strong-coupling temperature scale T_K , see Eq. (2.3). This characteristic scale depends on the bare parameters and is summarized in Table I.

In the “Kondo regime” in Fig. 2, the scale T_K is well below both E_C and Δ_P . In this regime there is a wide temperature-window in which the junction conductances are small and exhibit the typical weak-coupling Kondo renormalization with logarithmic temperature-dependence. As seen in Fig. 2, this case requires small enough bare conductances g and is favored by small ratio Δ_P/E_C . The Kondo temperature in this case can be written as,

$$T_K \sim D_0 \exp \left[-\frac{1}{(M-2)\lambda(D_0)} \right], \quad (2.1)$$

where $D_0 = \min(E_C, \Delta_P)$ sets the effective UV cutoff for the Kondo regime, and $\lambda(D_0)$ is the cotunneling amplitude, see Table I. This expression is valid in the Coulomb valley where N_g is away from half-integer values.

If the bare conductances are not too small, the scale T_K becomes of order $\min(E_C, \Delta_P)$ [$\lambda(D_0) \sim 1/M$ in Eq. (2.1), see Table I]. This regime is denoted “Strong tunneling” in Fig. 2 and is favored by a large ratio Δ_P/E_C . Benefiting from the large T_K , this regime thus may be advantageous for observing the non-Fermi-liquid aspects of the strong coupling fixed point.

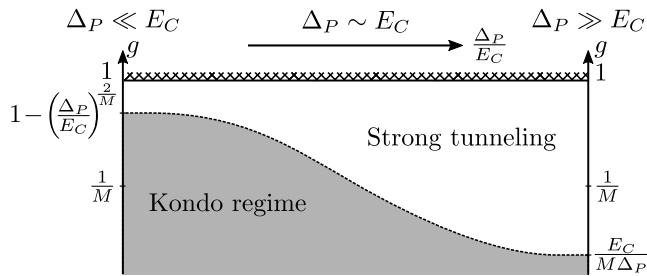


FIG. 2. A diagram showing the behavior of the island at intermediate temperatures, before reaching the strong coupling fixed point. The parameter space is formed by the dimensionless bare conductance $0 \leq g \leq 1$ and the topological gap in units of charging energy Δ_P/E_C . In the weak-coupling Kondo regime (grey) there is a large temperature window $T_K \ll T \ll \min(E_C, \Delta_P)$ which is characterized by a marginally relevant tunneling operators. The strong tunneling regime (white) can be understood as the limit $T_K \rightarrow \min(E_C, \Delta_P)$. In this regime there is no logarithmic Kondo renormalization of tunneling amplitudes. Instead, the system is characterized by weak irrelevant reflection amplitudes that display non-Fermi-liquid-like temperature-dependence at $T \ll \min(E_C, \Delta_P)$. Generally, the Kondo regime exists when the renormalized tunneling amplitude is small at scale $\min(E_C, \Delta_P)$. On the left, the charging energy is large, $E_C \gg \Delta_P$, and even a large bare tunneling amplitude (but still $1 - g \gtrsim (\frac{\Delta_P}{E_C})^{(2/M)}$) gets renormalized to a small value at scale Δ_P . On the right, the topological superconducting gap is large, $\Delta_P \gg E_C$, and even a small tunneling amplitude (but still $g \gtrsim \frac{E_C}{M\Delta_P}$) gets renormalized to a large value at scale E_C . Thus, on the right, $\Delta_P \gg E_C$, the Kondo regime only exists where bare conductance is relatively small. The crossover between different regimes as a function of Δ_P/E_C and g is schematically indicated by the dashed line.

$E_C \gg \Delta_P$		$E_C \ll \Delta_P$
$g < \frac{1}{M}$	$\frac{1}{M} < g < 1 - (\frac{\Delta_P}{E_C})^{2/M}$	$g < \frac{E_C}{M\Delta_P}$
$\lambda = \frac{g\Delta_P}{E_C}$, Sec. V A 1	$\lambda = \frac{\Delta_P}{M\Gamma}$, Sec. V B	$\lambda = \frac{g\Delta_P}{E_C}$, Sec. IV A

TABLE I. The cotunneling amplitude $\lambda(D_0)$ in Eq. (2.1) in the conductance intervals where the Kondo regime exists, see Fig. 2. Here $\Gamma \sim E_C(1 - g)^{M/2}$ is the renormalized charging energy in the case $E_C \gg \Delta_P$, see Eq. (5.15).

In the rest of this section, we discuss thermodynamic and transport signatures of the topological ground-state degeneracy and summarize our findings for two observable quantities - the average charge on the island and the conductance matrix G_{ij} . For the latter, we focus on low temperatures below the strong coupling scale, $T \ll T_K$, where the results are universal, independent of the ratio Δ_P/E_C .

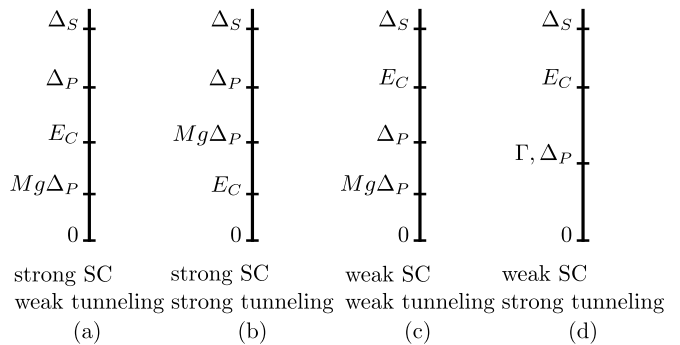


FIG. 3. The different regimes of parameters that we focus on. These regimes (a)–(d) are discussed in respective Sections **IV A**, **IV B**, **V A**, and **V B**. In the case (d) (weak superconductor, strong tunneling) we have two subcases, $\Gamma = E_C(1 - g)^{M/2}$ can be much smaller or much larger than Δ_P .

A. Average charge

Let us first discuss the average number of electrons (N) of the island, whose dependence on the gate charge N_g can be measured by charge sensing.³³ We focus on the regime $T \ll E_C$ where thermal excitations can be neglected. In the limit $\Delta_P \gg E_C$, the charge depends on the ratio E_C/Δ_P . For example, in the strong tunneling limit $g\Delta_P \gg E_C$ [case (b) in Fig. 3], we have for all N_g ,

$$\langle N \rangle - N_g \propto - \left(\frac{E_C}{\Delta_P} \right)^M r_1 \dots r_M \sin 2\pi N_g, \quad (2.2)$$

where $r_i \sim (1 - g_i)^{1/2}$ are the bare reflection amplitudes of the M junctions. Thus, the charge of the island almost linearly follows the gate charge N_g , apart from harmonic corrections which are weakened by a factor $(E_C/\Delta_P)^M$ due to the enhanced superconducting charge fluctuations. The power-law-dependence on E_C/Δ_P is a signature of topological ground state degeneracy and can be measured in charge-sensing. In the opposite limit of weak superconductivity, $E_C \gg \Delta_P$, this factor is absent from Eq. (2.2) [case (d) in Fig. 3]. This result is similar to the one predicted in metallic multi-lead quantum dots.³⁴

In the weak-tunneling limit, $g\Delta_P \ll E_C$, the charge is approximately quantized to the nearest integer to N_g and $\langle N \rangle$ vs N_g shows the usual Coulomb staircase. The plateaus in the Coulomb staircase at $N_g \approx \text{integer}$ are not horizontal but have a slope $d\langle N \rangle/dN_g \approx \sum_i g_i \Delta_P/E_C$ from quantum fluctuations due to tunneling. The zero-temperature slope is thus enhanced by an additional factor $\Delta_P/E_C \gg 1$ compared to the case of a normal metal quantum dot.^{35,36} In the weak pairing limit ($\Delta_P \ll E_C$) we find indeed $d\langle N \rangle/dN_g \approx \sum_i g_i$. For more details, see Secs. **VIA–VIB**.

B. Multi-terminal conductance

One of the signatures of the topological ground-state degeneracy is a universal zero-temperature value of the off-diagonal elements $G_{i \neq j}$ of the conductance matrix. (Diagonal elements G_{ii} are determined by current conservation, $G_{ii} = -\sum_{j \neq i} G_{ij}$.) Namely, $G_{i \neq j}$ approaches the quantized value $G_{i \neq j}/G_0 = 2/M$ independent of gate voltage N_g , E_C , Δ_P and the normal-state conductance g_i of the junctions. At finite temperatures, the deviations from the quantized value are

$$\frac{G_{i \neq j}}{G_0} - \frac{2}{M} \propto -\left(\frac{T}{T_K}\right)^{2(1-\frac{2}{M})}, \quad (T \ll T_K), \quad (2.3)$$

where the non-Fermi-liquid type power-law exponent $2(1 - \frac{2}{M})$ is a signature of the topological ground-state degeneracy. While the dependence on T/T_K is universal, the temperature T_K depends on Δ_P/E_C as shown in Eq. (2.1) and Table I in the Kondo regime. In the strong tunneling regime, we have $T_K \rightarrow \min(E_C, \Delta_P)$. For more details, including the conductance at intermediate temperatures, see Secs. VIC-VID.

III. THEORETICAL MODEL

We consider an array of semiconductor nanowires coupled to a conventional s-wave superconductor.^{37,38} The left and right halves of these wires form M normal metal semi-infinite leads, see Fig. 1. The central region between the leads forms an island which is proximitized by an s-wave superconductor. We will focus on energy scales much less than the Fermi energy, which allows us to linearize the electron spectrum. In this approximation, we can use the bosonization technique.³⁹

In a bosonized description, the s-wave superconductor can be modeled as having a large spin gap⁴⁰ Δ_S , which we take to be the largest energy scale (UV cutoff) in our system⁴¹. At energies much below Δ_S , only the charge degree of freedom of the superconductor plays a role. We can furthermore neglect the spatial dependence of the charge fluctuations by consider a large superconductor with many channels;^{40,42,43} in this limit the superconductor is fully characterized by its total charge N_{SC} or its conjugate variable θ_{SC} .

We assume that each nanowire is in the helical regime^{37,44} and can be modeled as a single channel of spinless electrons. Under these assumptions we obtain the following low-energy model valid at energies well below Δ_S (henceforth we set $k_B = \hbar = 1$),

$$H = \sum_{\alpha=1}^{M/2} (H_{0,\alpha} + H_{P,\alpha} + H_{r,\alpha}) + E_C(N - N_g)^2, \quad (3.1)$$

where α labels the wires and

$$H_{0,\alpha} = \frac{v}{2\pi} \int_{-\infty}^{\infty} dx ([\partial_x \theta_\alpha(x)]^2 + [\partial_x \varphi_\alpha(x)]^2) \quad (3.2)$$

$$H_{P,\alpha} = -\frac{\Delta_P}{2\pi a} \int_0^L dx \cos 2[\theta_\alpha(x) - \theta_{SC}] \quad (3.3)$$

$$H_{r,\alpha} = -Dr_{\alpha L} \cos 2\varphi_\alpha(0) - Dr_{\alpha R} \cos 2\varphi_\alpha(L). \quad (3.4)$$

Here $H_{0,\alpha}$ is the kinetic energy of wire α , $H_{P,\alpha}$ describes the pair-tunneling to the s-wave superconductor⁴⁰ and favors a formation of a superconducting topological gap Δ_P in the proximitized middle section of wire, $0 < x < L$. The proximitized segments of length L are separated from the ‘‘leads’’ by barriers that are modeled by the backscattering terms $H_{r,\alpha}$ ($D = v/a \sim \Delta_S$ is the cutoff, $r_{\alpha L/R}$ is the dimensionless reflection amplitude of the left/right junction of wire α). The last term in Eq. (3.1) is the total charging energy of the central island formed by the barriers. In it, N is the total number of electrons $N = N_{SC} + \sum_\alpha N_\alpha$ where in the bosonized language $N_\alpha = \frac{1}{\pi}[\varphi_\alpha(L) - \varphi_\alpha(0)]$ is the charge of the wire segment α . The dimensionless gate voltage N_g can be tuned to change the favored values of N . The bosonic fields of the wires satisfy the commutation relations $[\theta_\alpha(x'), \partial_x \varphi_\beta(x)] = i\pi \delta_{\alpha\beta} \delta(x - x')$. For the s-wave superconductor we have $[\theta_{SC}, N_{SC}] = i$. The pair-tunneling term $H_{P,\alpha}$ therefore conserves the total charge N .

We will first derive an effective low-energy boundary model from the Hamiltonian (3.1). For this, it is convenient to move to the imaginary time action formalism. The action obtained from Eq. (3.1) reads

$$S = \sum_{\alpha=1}^{M/2} S_\alpha + \int d\tau E_C(N - N_g)^2, \quad (3.5)$$

where

$$S_\alpha = \frac{1}{2\pi} \int d\tau \int_{-\infty}^{\infty} dx (v[[\partial_x \theta_\alpha]^2 + [\partial_x \varphi_\alpha]^2] + 2i\partial_x \varphi_\alpha \partial_\tau \theta_\alpha) \quad (3.6)$$

$$- \frac{\Delta_P}{2\pi a} \int d\tau \int_0^L dx \cos 2[\theta_\alpha(x) - \theta_{SC}] \quad (3.7)$$

$$- \int d\tau [Dr_{\alpha L} \cos 2\varphi_\alpha(0) + Dr_{\alpha R} \cos 2\varphi_\alpha(L)], \quad (3.8)$$

and throughout all the τ -integrals range from $1/D$ to the inverse temperature $\beta = 1/T$. Crucially, the pairing operator $\cos 2[\theta_\alpha(x) - \theta_{SC}]$ has scaling dimension 1 and as a bulk perturbation is a relevant operator.^{40,42} It reaches strong coupling at bandwidth $D \sim \Delta_P$. For boundary perturbations [e.g. Eq. (3.8)] the marginal dimension is 1. At energy scales much above Δ_P and E_C , the barrier term, Eq. (3.8), as well as the charging energy, Eq. (3.5), are both marginal operators with scaling dimension 1.

We integrate out the lead modes ($x < 0$, $x > L$) from

the first term in S_α . This leads to the action

$$\bar{S} = \sum_{\alpha=1}^{M/2} \bar{S}_\alpha + \int d\tau E_C (N - N_g)^2, \quad (3.9)$$

where now the total charge of the island

$$N = N_{SC} + \frac{1}{\pi} \sum_{\alpha\sigma} \varphi_{\alpha\sigma}, \quad (3.10)$$

is expressed in terms of the boundary fields

$$\varphi_{\alpha L} = -\varphi_\alpha(0), \quad \varphi_{\alpha R} = \varphi_\alpha(L), \quad (3.11)$$

and the wire action consists of a boundary part and the proximitized middle segment⁴⁵,

$$\bar{S}_\alpha = \frac{1}{2\pi} T \sum_{\omega_n} \sum_{\sigma=L,R} e^{-|\omega_n|/D} |\omega_n| |\varphi_{\alpha\sigma}(\omega_n)|^2 \quad (3.12)$$

$$- \int d\tau \sum_{\sigma=L,R} D r_{\alpha\sigma} \cos 2\varphi_{\alpha\sigma} \quad (3.13)$$

$$+ \int d\tau \int_0^L dx \left[\frac{v}{2\pi} ([\partial_x \theta_\alpha]^2 + [\partial_x \varphi_\alpha]^2) \quad (3.14)$$

$$+ \frac{1}{\pi} i \partial_x \varphi_\alpha \partial_\tau \theta_\alpha - \frac{\Delta_P}{2\pi a} \cos 2[\theta_\alpha(x) - \theta_{SC}] \right]. \quad (3.15)$$

Here in Eq. (3.12) we introduced the bosonic Matsubara frequency $\omega_n = 2\pi nT$ and imposed the cutoff with the factor $e^{-|\omega_n|/D}$. Equation (3.12) is the familiar dissipative action that arises after integrating out the gapless bulk modes.⁴⁶ However, the dissipation strength [the prefactor on the first line (3.12)] is half of the usual one for a spinless Luttinger liquid.⁴⁷ This is due to the fact that we integrated out modes only on one side of the barrier. The next step is to integrate out the proximitized sections $0 < x < L$. This is in general a difficult task due to the non-linear cosine term in Eq. (3.15). However, we can resort to approximations at energies much larger or smaller than Δ_P . At high energies, $\omega \gg \Delta_P$, we can ignore the pairing term and the proximitized section contributes to the dissipation due to above-gap quasiparticles. This will modify the coefficient in Eq. (3.12) and is discussed in more detail in Sec. V.

At low frequencies, $\omega \ll \Delta_P$, the proximitized segment becomes non-dissipative. Indeed, the superconducting pairing makes $\theta_\alpha(x)$ uniform throughout the proximitized section of the wire and the action of the φ -modes in that region becomes non-dissipative, see Sec. A for details. We will start by discussing the case of large topological gap, $\Delta_P \gg E_C$, where the physics is governed by this latter limit.

IV. STRONG SUPERCONDUCTOR LIMIT $\Delta_P \gg E_C$

In this Section we focus on the case of large topological gap in comparison to the charging energy, $\Delta_P \gg E_C$.

At energy scales $\Delta_P \ll \omega \ll \Delta_S$ the nanowires behave essentially as a independent wires in normal state, and Δ_P can be treated perturbatively.⁴¹ At frequencies below the topological gap, $\omega \ll \Delta_P$, we can ignore above-gap quasiparticle excitations in the island. In this case, the proximitized segment, Eqs. (3.14)-(3.15), does not contribute to dissipation in the boundary action, see Sec. A. We can therefore write a boundary effective action for wire α ,

$$\bar{S}_\alpha = \frac{1}{2\pi} T \sum_{\omega_n} \sum_{\sigma=L,R} e^{-|\omega_n|/D} |\omega_n| |\varphi_{\alpha\sigma}(\omega_n)|^2 \quad (4.1)$$

$$- \int d\tau \sum_{\sigma=L,R} D r_{\alpha\sigma} \cos 2\varphi_{\alpha\sigma},$$

and the full action is given by Eq. (3.9) which includes the charging energy that couples the different boundary fields $\varphi_{\alpha\sigma}$. The bandwidth D in \bar{S}_α above is now assumed to be well below Δ_P .

In order to describe energy scales below E_C , it is convenient to change variables to a common mode $Q = \sum_j \varphi_j / \sqrt{M}$ and $M-1$ differential modes, q_j . We denote $j = (\alpha, \sigma)$ which we enumerate as $j = 1, \dots, M$ from hereon, see Fig. 1. The transformation is orthogonal and can be conveniently written as

$$\varphi_j = \frac{1}{2} \mathbf{R}_j \cdot \mathbf{q} + \frac{1}{\sqrt{M}} Q, \quad (4.2)$$

where \mathbf{q} is a $(M-1)$ -component vector field and the M vectors \mathbf{R}_j satisfy $\sum_j \mathbf{R}_j = 0$ and $\sum_j \frac{1}{4} R_j^a R_j^b = \delta^{ab}$ and $\frac{1}{4} \mathbf{R}_j \cdot \mathbf{R}_k = \delta_{jk} - \frac{1}{M}$. In terms of these fields the full boundary action obtained from Eq. (3.9) is

$$S = \frac{1}{2\pi} T \sum_{\omega_n} e^{-|\omega_n|/D} |\omega_n| (|\mathbf{q}(\omega_n)|^2 + |Q(\omega_n)|^2) \quad (4.3)$$

$$+ E_C \int d\tau \left(\frac{1}{\pi} \sqrt{M} Q - N_g \right)^2$$

$$- D \int d\tau \sum_j r_j \cos(\mathbf{R}_j \cdot \mathbf{q} + 2 \frac{1}{\sqrt{M}} Q).$$

This action is suitable for perturbative expansion in the reflection amplitudes $r_i \ll 1$, i.e., in the strong tunneling limit. For the opposite case of weak tunneling, we introduce a dual action.

In the weak tunneling limit the barriers are high, $r_j \approx 1$ in Eq. (4.3). In this case it is convenient to use a dual description,

$$S = \frac{T}{2\pi} \sum_{\omega_n} e^{-|\omega_n|/D} |\omega_n| \left[|\mathbf{p}(\omega_n)|^2 + \frac{|\omega_n| |P(\omega_n)|^2}{|\omega_n| + 2 \frac{M}{\pi} E_C} \right] + S_W$$

$$- \int d\tau \sum_j D t_j \cos \left(\frac{1}{2} \mathbf{R}_j \cdot \mathbf{p} + \frac{1}{\sqrt{M}} P + 2\pi W T \tau \right), \quad (4.4)$$

where again $j = (\alpha, \sigma)$ and t_j is the dimensionless tunneling amplitude of an electron to pass from lead j to the

island. The dual fields \mathbf{p} , P are defined analogously to Eq. (4.2),

$$\frac{1}{2}\mathbf{R}_j \cdot \mathbf{p} + \frac{1}{\sqrt{M}}P = \delta\theta_j, \quad (4.5)$$

where we denote $\delta\theta_{\alpha L} = -\theta_{\alpha}(x)|_{0_-}^{0_+}$ and $\delta\theta_{\alpha R} = \theta_{\alpha}(x)|_{L_-}^{L_+}$. Then $[\varphi_j, \delta\theta_k] = i\pi\delta_{jk}$ and as a result, $[q_j, p_k] = i\pi\delta_{jk}$ and $[Q, P] = i\pi$.

The action (4.4) allows us to use perturbation theory in the weak tunneling limit, where $t_i \ll 1$. In Eq. (4.4) charge quantization is imposed by the integer winding number W whose action contains the dependence on gate charge N_g : $S_W = -iN_g 2\pi W + \pi^2 T E_C^{-1} W^2$. The partition function includes a sum over winding numbers, $Z = \sum_{W=-\infty}^{\infty} \int \mathcal{D}\mathbf{p} \mathcal{D}P e^{-S}$. The dual action is derived by performing a Villain transformation in Eq. (4.3), see Appendix B for details.

The discussion in the next sections is entirely based on analyzing the actions (4.3) and (4.4) by using perturbative renormalization group.

A. Weak tunneling limit $Mg\Delta_P \ll E_C$

The weak tunneling regime [$r_j \approx 1$ in Eq. (4.3)] is the previously studied conventional topological Kondo limit.^{16–18} It is thus convenient to use the dual action Eq. (4.4). Alternatively one can use a fermionic description,²³ see Eq. (4.7) below.

$$S_{t,\text{eff}} = -\frac{1}{4}D^2 \int d\tau \int d\tau' C(\tau - \tau') \sum_{ij} t_i(D)t_j(D) \cos\left(\frac{1}{2}\mathbf{R}_i \cdot \mathbf{p}(\tau) - \frac{1}{2}\mathbf{R}_j \cdot \mathbf{p}(\tau')\right), \quad (4.8)$$

where the correlation function

$$C(\tau) = \left\langle e^{i\frac{1}{\sqrt{M}}[P(\tau)-P] + 2\pi i W T |\tau|} \right\rangle_{P,W} \approx \frac{e^{-E_C^*|\tau|}}{\sqrt{1 + D^2\tau^2}^{1/M}}, \quad (4.9)$$

is valid for $T \ll \tau^{-1}, E_C, D$ and is derived in Sec. C3. We have introduced $E_C^* = 2(\frac{1}{2} - N_g)E_C$ assuming $0 \leq N_g \leq 1/2$. The correlation function $C(\tau)$ is factored into algebraically and exponentially decaying parts. The former comes from the dissipative dynamics of the field P while the latter comes from the dynamics of its charge.

Depending on E_C^* , ultimately determined by N_g , the weak tunneling limit can be divided into two regimes: 1. the case of *Coulomb valley* where N_g is close to an integer and the charge of the island cannot change without a large energy cost E_C , and 2. the case of *charge degeneracy* where N_g is close to a half-integer and the island charge can fluctuate between two values. We will start our discussion from the first regime of Coulomb valley. Note that even in the Coulomb valley, the island still

At high energies $\omega_n \gg E_C$, the tunneling operator in the second line of Eq. (4.4) has scaling dimension $\Delta = \frac{1}{2}\frac{1}{4}|\mathbf{R}_i|^2 + \frac{1}{2}\frac{1}{M} = \frac{1}{2}$ so it is a RG relevant boundary perturbation. This is due to the superconducting gap Δ_P that pins the field in the proximitized segment of the wire. From the RG equation,

$$\frac{dt_i}{dl} = \frac{1}{2}t_i, \quad (l = -\ln D/\Delta_P), \quad (4.6)$$

we obtain the running coupling $t_i(D) \sim \sqrt{g_i} \sqrt{\Delta_P/D}$ in terms of the running cutoff D . We set here the bare value, $t_i(\Delta_P)^2 = g_i/\pi^2$, to be given by the normal state dimensionless conductance g_i of the junction. The scaling dimension 1/2 corresponds to tunneling into a Majorana state: indeed in the fermion language we have²³

$$S_t = -i \int d\tau \sum_i D t_i (\psi_i N^+ + \psi_i^\dagger N^-) \gamma_i, \quad (4.7)$$

where γ_i is a Majorana operator and ψ_i is a spinless lead fermion annihilation operator; $N^+ = (N^-)^\dagger$ raises the total charge of the island by 1.

Let us next consider lower energies with a new cutoff $D \ll E_C$ obtained by integrating out high-energy modes. We integrate out the field P (which is conjugate to total charge Q) in Eq. (4.4). We find to second order in the tunneling action (see Sec. B1 for details),

has ground state degeneracy due to the many Majorana zero modes. This ground state degeneracy gives rise to a topological Kondo effect, distinct from the charge Kondo effect.

1. Coulomb valley

When $D \ll E_C^*$, we have $|\tau - \tau'| \lesssim E_C^{*-1} \ll D^{-1}$ in Eqs. (4.8)–(4.9). The correlation function can then be approximated as $C(\tau) \approx e^{-E_C^*|\tau|}$. Due to its fast exponential decay, we can set $\tau \approx \tau'$ in the \mathbf{p} -fields in Eq. (4.8). We then find

$$S_{t,\text{eff}} = -\frac{1}{4}D \int d\tau \sum_{ij} \lambda_{ij}(D) \cos\frac{1}{2}[\mathbf{R}_i - \mathbf{R}_j] \cdot \mathbf{p}(\tau), \quad (4.10)$$

where λ_{ij} has a bare value $\lambda_{ij}(E_C^*) \approx \sqrt{g_i g_j} \Delta_P / E_C^*$; we used $\int d\tau C(\tau) = 1/E_C^*$. We can analyse Eq. (4.10)

perturbatively as long as $\lambda_{ij}(D) \ll 1$. The operator in Eq. (4.10) is marginal as $\Delta = \frac{1}{2} \frac{1}{4} |\mathbf{R}_i - \mathbf{R}_j|^2 = 1$. It turns out to be marginally relevant,^{22,48} with the RG equation

$$\frac{d}{dl} \lambda_{ij} = 2 \sum_{k \neq i,j} \lambda_{ik} \lambda_{kj}. \quad (4.11)$$

The system flows to a new fixed point of large λ_{ij} where the electron number parity on the island is strongly coupled with the parity in the leads. This phenomenon is called the topological Kondo effect.¹⁶ Along the flow to the new fixed point, the couplings flow towards isotropic line $\lambda_{ij} \rightarrow \lambda$ and the flow equation (4.11) becomes

$$\frac{d\lambda}{dl} = 2(M-2)\lambda^2, \quad (4.12)$$

with solution $\lambda(D) = \lambda(E_C^*) \ln(eE_C^*/T_K) / \ln(eD/T_K)$. We define the Kondo temperature as the strong coupling scale at which λ becomes large (i.e., $2(M-2)\lambda(T_K) \sim 1$),

$$T_K \sim E_C^* \exp \left[-\frac{1}{2(M-2)g\Delta_P/E_C^*} \right]. \quad (4.13)$$

We expressed T_K in terms of the bare conductance by using $t_i(D) = \sqrt{g_i} \sqrt{\Delta_P/D}$ and taking approximately isotropic barriers. In Eq. (4.12) we assume for the bare coupling that $\lambda(E_C^*) \ll 1/2(M-2)$. This defines the Coulomb valley regime where perturbative expansion of Eq. (4.10) is valid, $Mg\Delta_P \ll E_C^*$. Therefore we can use this to estimate the width $|\frac{1}{2} - N_g^*|$ in gate voltage of the regime of strong charge fluctuations around the charge degeneracy point,

$$\left| \frac{1}{2} - N_g^* \right| \sim Mg\Delta_P/E_C. \quad (4.14)$$

The weak tunneling limit is defined by the condition $Mg \ll E_C/\Delta_P$ which also implies $T_K < Mg\Delta_P$.

The energy scale $Mg\Delta_P$ that enters in Eq. (4.14) also appears in observable quantities (Sec. VI) and upon comparing to E_C distinguishes the weak and strong tunneling limits. The scale can be interpreted as the broadening of the ground state manifold due to Majorana-lead couplings. Our Hamiltonian (3.1) allowed us to connect this scale to the experimentally accessible microscopic parameters Δ_P and g ; this connection is beyond the earlier works^{16–19,22,23} where the superconducting gap does not enter since the limit $\Delta_P \rightarrow \infty$ is assumed from the start.

Near the charge degeneracy point, $N_g^* < N_g < 1/2$, we cannot use the perturbative Eq. (4.10). This limit is studied in the next section.

2. Charge degeneracy point

Near $N_g = 1/2$, the island charge is allowed to fluctuate between two values 0 and 1, and $E_C^* \ll T$ in Eq. (4.8)

is a small energy scale. We have then $\tau E_C^* \ll 1$ and the correlation function $C(\tau) \approx (D|\tau|)^{-1/M}$ decays slowly due to the dissipative dynamics of the field P ; one then cannot set $\mathbf{p}(\tau)$ and $\mathbf{p}(\tau')$ equal in Eq. (4.8). The tunneling action S_t is then most convenient to present in the fermionic form given in Eq. (4.7) upon projecting it to two charge states, $N^+ \rightarrow \sigma^+$, where the operator $S^+ = S_x + iS_y = |1\rangle\langle 0|$ acts on the subspace spanned by the charge states 0 and 1. Close to the degeneracy point the effective Hamiltonian can be written as

$$H_{CK} = \sum_i D \left[J_{\perp i} \frac{1}{2} (s_i^- S^+ + s_i^+ S^-) + J_z s_{z,i} S_z \right] + \gamma S_z, \quad (4.15)$$

where we introduced the pseudospin operators $s_i^- = (s_i^+)^{\dagger} = (-i)\psi_i\gamma_i$ and $s_{z,i} = \frac{1}{2} - \psi_i^{\dagger}\psi_i$. The first term, $J_{\perp i} \propto t_i$, in Eq. (4.15) arises from Eq. (4.7) while the second term is zero in the bare Hamiltonian, $J_z = 0$, but will be generated in the RG procedure. The last term in Eq. (4.15) is the projected Zeeman energy caused by small non-resonant gate voltage $\frac{1}{2} - N_g$.

Assuming approximately isotropic tunnel couplings in Eq. (4.15), one arrives at the following RG equations^{22,23}

$$\frac{dJ_{\perp}}{dl} = \frac{1}{2}J_{\perp} + J_{\perp}J_z(1 - \frac{M}{2}J_z) - \frac{M}{2}J_{\perp}^3, \quad (4.16)$$

$$\frac{dJ_z}{dl} = J_{\perp}^2(1 - MJ_z), \quad (4.17)$$

$$\frac{d\gamma}{dl} = \gamma(1 - \frac{1}{2}MJ_{\perp}^2), \quad (4.18)$$

where $l = -\ln D/E_C$ and we have the initial conditions $J_{\perp}(0) \sim \sqrt{g_i\Delta_P/E_C}$, $J_z(0) = 0$, and $\gamma(0) = E_C^*/E_C$.

Let us analyze the RG Equations (4.16)–(4.17) in the limit when $M \gg 1$ ⁴⁹. It is useful to rescale exchange couplings $\tilde{J}_{\perp} \rightarrow \sqrt{M}J_{\perp}$ and $\tilde{J}_z \rightarrow MJ_z$ to find

$$\frac{d\tilde{J}_{\perp}}{dl} = \frac{1}{2}\tilde{J}_{\perp} + \frac{1}{M}\tilde{J}_{\perp}\tilde{J}_z(1 - \frac{1}{2}\tilde{J}_z) - \frac{1}{2}\tilde{J}_{\perp}^3, \quad (4.19)$$

$$\frac{d\tilde{J}_z}{dl} = \tilde{J}_{\perp}^2(1 - \tilde{J}_z), \quad (4.20)$$

The cross terms in Eq. (4.19) are $O(1/M)$ and can be neglected yielding a closed equation for $\tilde{J}_{\perp}(l)$:

$$\left(\ln x - \frac{x^2}{2} \right) \Big|_{x=\tilde{J}_{\perp}(0)}^{x=\tilde{J}_{\perp}(l)} = \frac{l}{2}, \quad (4.21)$$

where the initial condition is $\tilde{J}_{\perp}(0) \sim \sqrt{Mg\Delta_P/E_C}$. Assuming $\tilde{J}_{\perp}(0) \ll 1$, the solution for $\tilde{J}_{\perp}(l)$ reads

$$\tilde{J}_{\perp}(l) \approx \begin{cases} \sqrt{Mg\Delta_P/E_C} e^{l/2}, & \tilde{J}_{\perp}(l) \ll 1 \\ 1 - \frac{\sqrt{\ln(E_C/Mg\Delta_P)-l}}{\sqrt{2}}, & |1 - \tilde{J}_{\perp}(l)| \ll 1 \end{cases} \quad (4.22)$$

The Kondo temperature can be obtained by solving $\tilde{J}_{\perp}(T_K) \approx 1$, yielding

$$T_K \sim Mg\Delta_P. \quad (4.23)$$

This estimate for the Kondo temperature at the charge degeneracy point matches with the Kondo temperature in the valley, Eq. (4.13), at $E_C^* \sim Mg\Delta_P$, which suggests a width $\sim Mg\Delta_P/E_C$ of the charge degeneracy region.

We can further verify this estimate by studying the Zeeman term (5.8). By using the solution (4.22), we find $\gamma(l) = \gamma(0) \exp\left(l - \frac{1}{2}[e^l - 1]\bar{J}_\perp(0)^2\right)$. This shows that initially γ grows (since it is a relevant perturbation) but its flow reverses due to quantum fluctuations described by the fast-growing J_\perp^2 -term. By using $J_\perp(0)^2 = g\Delta_P/E_C$ we find that the maximum value $\gamma \sim E_C^*/Mg\Delta_P$ is reached at scale $Mg\Delta_P$ [which is the Kondo temperature at charge degeneracy, see Eq. (4.23), and where J_\perp becomes of order $1/\sqrt{M}$]. When $E_C^* \ll Mg\Delta_P$, the quantum fluctuations are strong enough so that γ never reaches a large value. This gives a cross over scale $E_C^* \sim Mg\Delta_P$ between the Coulomb valley and charge degeneracy, which agrees with our estimate (4.14) obtained from the RG equations in the valley.

When the bare conductance is increased to of order $g \sim E_C/(M\Delta_P)$, the region of strong charge fluctuations covers the entire Coulomb valley and the valley Kondo temperature becomes of order $T_K \sim E_C$. The perturbative Eq. (4.16) is no longer valid as $J_\perp(0) \sim \sqrt{1/M}$. This conductance scale is the cross over to strong tunneling, studied in Sec. IV B.

In the strong coupling limit, $T \ll T_K$ when $J_\perp \sim 1/\sqrt{M}$, one can use perturbation theory in weak irrelevant reflection operators which we will discuss in the next section IV A 3. This is conceptually very similar to the discussion in Sec. IV B as well.

3. The strong-coupling limit

As shown in the previous section at low energies the system flows to a strong coupling fixed point which is characterized by the presence of a Kondo resonance regardless of the gate charge N_g . The leading irrelevant perturbations around the fixed point correspond to quasi-particle reflection from the contacts, which is described by the operator $\sum_j r_j \cos(\mathbf{R}_j \cdot \mathbf{q} + 2\frac{1}{M}\pi N_g)$ of scaling dimension $\Delta = 2(1 - \frac{1}{M})$, see Sec. IV B below. The N_g -dependence can be interpreted as a Berry phase²² and it changes the QBM lattice from triangular to honeycomb in the charge degeneracy point. However, N_g only plays a role in M th order perturbation theory, see Sec. VI. We can estimate the ‘‘bare’’ amplitude $r_i(T_K)$ by assuming that the dual description matches with the tunneling formulation at scale T_K , i.e., $r_i(T_K) \sim 1$ (assuming $t(T_K) \sim 1/\sqrt{M}$). We thus obtain the running coupling $r_i(D) \sim (D/T_K)^{1 - \frac{2}{M}}$, which will determine the temperature-dependence of observables, see Sec. VI.

The dual field scaling dimension $\Delta_r = 2(1 - \frac{1}{M})$ ob-

tained above satisfies the relation⁵⁰

$$\Delta_r \Delta_t = \begin{cases} (1 - \frac{1}{M})^2, & \text{(charge degeneracy)} \\ 2(1 - \frac{1}{M}), & \text{(valley)} \end{cases} \quad (4.24)$$

where Δ_t is the scaling dimension of the tunneling amplitude, equaling 1 in the valley, Sec. IV A 1, and $\frac{1}{2}(1 - \frac{1}{M})$ at charge degeneracy, Sec. IV A 2. This is a geometric relation for quantum Brownian motion in a hyperhoneycomb (charge degeneracy) or hypertriangular (valley) lattice, see Ref. 50.

B. Strong tunneling limit $Mg\Delta_P \gg E_C$

We now consider the case where the quantum fluctuations of charge on the island are large for all values of N_g . This corresponds to bare conductances $g \gg E_C/(M\Delta_P)$. In this limit there is no charge quantization or Coulomb blockade of tunneling since the broadening of the ground state manifold $Mg\Delta_P$ exceeds E_C . The weak-coupling Kondo regime discussed in Sec. IV A 1 also does not exist. Note that the bare conductance does not have to be large in this limit. For example if we have $1 \gg g \gg E_C/(M\Delta_P)$, we can still use the weak-tunneling action (4.4). With the RG equation for tunneling amplitude, Eq. (4.6), we obtain the strong coupling scale $g\Delta_P$. Below this scale, tunneling is strong and one may use the dual action (4.3) with the scale $g\Delta_P$ as the UV cutoff.

When M is large and $E_C/\Delta_P \gg g \gg E_C/(M\Delta_P)$, tunneling is seemingly still weak at $D \sim E_C \gg g\Delta_P$ and $r(E_C) \sim 1$. However, the perturbation theory of Sec. IV A 1 nevertheless fails due to the large number $\sim M$ of terms. Thus, in this limit it still makes sense to identify $T_K \sim E_C$.

Let us next consider even higher conductance, $g \gg E_C/\Delta_P$. Below the energy scale $g\Delta_P$, we use the dual action Eq. (4.3). At energy scales $\omega \gtrsim E_C$ we can ignore the charging energy and find that the scaling dimension of the reflection operator is $\Delta = \frac{1}{2}|\mathbf{R}_j|^2 + \frac{1}{2}4\frac{1}{M} = 2 > 1$ and reflection is irrelevant. Thus, the reflection amplitude at scale E_C is $r(E_C) \approx E_C/(g\Delta_P)$, where we took the UV cutoff to be $g\Delta_P$ and assumed that $r(g\Delta_P) \sim 1$. This inequality maybe satisfied even when $g \ll 1$. In the limit $g \rightarrow 1$, we can use Δ_P as the UV cutoff and a bare value $r(\Delta_P) \approx \sqrt{1-g}$. We then have $r(E_C) = (E_C/\Delta_P)\sqrt{1-g}$. The two expressions for $r(E_C)$ match when $g \sim 1$.

At low energies $\omega \ll E_C$ we can ‘‘integrate out’’ the total charge mode Q .^{36,51} For this, we use the average (see Appendix C 1),

$$\left\langle e^{i2Q/\sqrt{M}} \right\rangle_Q = \left(\frac{2e^\gamma M E_C}{\pi D} \right)^{2/M} e^{i2\frac{1}{M}\pi N_g}, \quad (4.25)$$

where $\gamma \approx 0.577$ is the Euler–Mascheroni constant and the average is performed with respect to the action (4.3).

The action (4.3) averaged over Q becomes then

$$S = \frac{1}{2\pi} T \sum_{\omega_n} e^{-|\omega_n|/D} |\omega_n| |\mathbf{q}(\omega_n)|^2 - \frac{D^2}{E_C} \left(\frac{2e^\gamma M E_C}{\pi D} \right)^{2/M} \times \int d\tau \sum_j r_j(E_C) \cos(\mathbf{R}_j \cdot \mathbf{q} + 2\frac{1}{M} \pi N_g), \quad (4.26)$$

where $r_i(E_C)$ is the renormalized reflection amplitude described above. The dimension of reflection operator is now $\Delta = \frac{1}{2} |\mathbf{R}_i|^2 = 2(1 - \frac{1}{M})$ because of the pinned field Q by charging energy. Despite this reduced scaling dimension, the reflection remains irrelevant. Thus, there is only weak Coulomb blockade at low energies.⁹ The weak reflection gives rise to weak harmonic corrections to the average charge, $\frac{1}{\pi} \sqrt{M} \langle Q \rangle - N_g \propto r_1 \dots r_M \sin 2\pi N_g$, see Sec. VI.

V. WEAK SUPERCONDUCTOR LIMIT

$\Delta_P \ll E_C$

In this Section we focus on the case of a small topological gap in comparison to the charging energy, $\Delta_P \ll E_C$. At energy scales below the s-wave gap and still above charging energy E_C , we can use the boundary action (3.12)–(3.15) and neglect the p-wave pairing term $\propto \Delta_P$. After integrating out the modes in the middle segment ($0 < x < L$), we obtain an action similar to Eq. (4.1) except that the dissipative action will have an additional prefactor 2 due to the dissipative fluctuations from both sides of the barriers. By using the procedure outlined in Sec. IV, we obtain the effective boundary action

$$S = \frac{1}{\pi} T \sum_{\omega_n} e^{-|\omega_n|/D} |\omega_n| (|\mathbf{q}(\omega_n)|^2 + |Q(\omega_n)|^2) \quad (5.1) \\ + E_C \int d\tau \left(\frac{1}{\pi} \sqrt{M} Q - N_g \right)^2 \\ - D \int d\tau \sum_j r_j \cos(\mathbf{R}_j \cdot \mathbf{q} + 2\frac{1}{\sqrt{M}} Q),$$

in the strong tunneling (weak barrier) limit. In the weak tunneling regime we find instead [compare to Eq. (4.4)]

$$S = \frac{T}{4\pi} \sum_{\omega_n} e^{-|\omega_n|/D} |\omega_n| \left[|\mathbf{p}(\omega_n)|^2 + \frac{|\omega_n| |P(\omega_n)|^2}{|\omega_n| + \frac{M}{\pi} E_C} \right] + S_W \\ - \int d\tau \sum_i D t_i \cos \left(\frac{1}{2} \mathbf{R}_i \cdot \mathbf{p} + \frac{1}{\sqrt{M}} P + 2\pi W T \tau \right), \quad (5.2)$$

which is derived from Eq. (5.1) by means of a duality transformation as outlined in Appendix B. In Eq. (5.2) we have the same winding number action as in Eq. (4.4), $S_W = -iN_g 2\pi W + \pi^2 T E_C^{-1} W^2$, and the partition function includes a sum over winding numbers, $Z = \sum_{W=-\infty}^{\infty} \int \mathcal{D}\mathbf{p} \mathcal{D}P e^{-S}$.

Equations (5.1)–(5.2) are valid at energy scales much above the topological gap, $\omega \gg \Delta_P$, since we ignored the pairing in them. At low temperatures $T \ll \min(\Delta_P, E_C)$ we expect to find the same universal features in both limits of strong (Sec. IV) and weak superconductor. Qualitative differences between the strong and weak superconductors limits are found at temperatures $T \gg \Delta_P$. At such temperatures in the weak superconductor limit, the island behaves like a normal state metallic quantum dot. The normal state quantum dots have been previously studied by Matveev and Furusaki^{36,51–53} in the 2-lead case and by Yi and Kane^{50,54} in the many-lead case (see also Ref. 55). The weak topological superconducting limit has been studied for two leads by Lutchyn and Glazman.¹⁴ It is particularly interesting that in the temperature-interval $\Delta_P \ll T \ll E_C$ in the Coulomb valley, the junction reflections are *relevant* perturbations (and tunneling irrelevant) and thus the conductance decreases upon lowering the temperature. However, upon crossing the scale Δ_P , the situation reverses when reflections become irrelevant and tunneling becomes relevant, as discussed in Sec. IV. This may result in non-monotonic temperature-dependence of the conductance as we will see in Sec. VID. Furthermore, at charge degeneracy point, the intermediate fixed point of the multi-channel Kondo effect^{50,54} may be (almost) reached if the corresponding Kondo temperature lies between Δ_P and E_C , see Sec. VID.

A. Weak tunneling limit $Mg \ll 1$

We start from the tunneling action (5.2) at high frequencies $\omega \gg \Delta_P$. Then, at $\omega \gg E_C$, we can ignore the charging energy and find the scaling dimension of the tunneling operator $\Delta = \frac{1}{2} 2(\frac{1}{4} |\mathbf{R}_j|^2 + \frac{1}{M}) = 1$, as expected from the non-interacting limit. Thus, the tunneling amplitude does not get renormalized and we have $t_i(D) = \sqrt{g_i}$ independent of the running cutoff D for $D \gtrsim E_C$. Upon integrating out high-energy modes and reducing the cutoff, in the interval $\Delta_P \ll D \ll E_C$ the scaling dimension of the tunneling perturbation increases and Coulomb blockade of conductance may emerge as discussed in detail in the below sections.

Upon lowering the cutoff scale further, below the topological gap, $D \ll \Delta_P$, the superconducting pairing gaps out the fluctuating modes \mathbf{p} in half of the wire, which halves the dissipation strength in the action (5.2). Consequently, the scaling dimensions of tunneling (reflection) operators are lowered (increased) and it becomes relevant, $\Delta < 1$. Likewise we will find (see below) that reflection is irrelevant and there is thus a stable fixed point without Coulomb blockade oscillations of conductance, even though we started from weak bare tunnelings.

Next, we will analyze in more detail the tunneling action (5.2) in the two cases of Coulomb valley (N_g close to integer) and charge degeneracy points (N_g close to half-integer).

1. Coulomb valley

Similar to Sec. IV A, in the frequency interval $\Delta_P \ll \omega \ll E_C^*$ the field P in Eq. (5.2) is massive. After integrating out P , the action for the gapless modes \mathbf{p} is [compare to Sec. IV A 1]

$$S = \frac{T}{4\pi} \sum_{i\omega_n} |\omega_n| |\mathbf{p}|^2 - D \int d\tau \sum_{i \neq j} \lambda_{ij}(D) \cos \frac{1}{2} (\mathbf{R}_i - \mathbf{R}_j) \cdot \mathbf{p}, \quad (5.3)$$

where $\lambda_{ij}(E_C^*) = \sqrt{g_i g_j} \approx g$ is the (bare) amplitude to tunnel an electron between leads i and j without changing the total charge of the island. In the Coulomb valley, $D < E_C^*$, the dimension of tunneling operator above is $\Delta = 2$ ^{53,54} and tunneling is therefore irrelevant, $\lambda_{ij}(D) = gD/E_C^*$. The perturbative expansion in tunneling in the many-lead case is valid when $\lambda_{ij}(E_C^*) \ll 1/M$, or $Mg \ll 1$.

Upon reducing the cutoff to $D \ll \Delta_P$, the dissipative action changes its coefficient, as discussed in the beginning of Sec. V A. Due to the changing coefficient of the dissipative part, the tunneling operator in the valley becomes marginally relevant; the action above changes to a one identical to Eq. (4.10), albeit with different UV cutoff now given by Δ_P . The analysis is thus identical to the strong superconductivity case discussed in Sec. IV A 1 and we have a topological Kondo effect. We can define a Kondo temperature that is valid in both regimes as

$$T_K = \min(E_C^*, \Delta_P) \exp \left[-\frac{1}{(M-2)(g\Delta_P/E_C^*)} \right]. \quad (5.4)$$

This estimate of the Kondo temperature in the weak pairing regime $\Delta_P \ll E_C$ is one of our main results. It shows that the Kondo temperature is thus suppressed by the same exponential factor as in the case of strong pairing, $\Delta_P \gg E_C$. Equation (5.4) also gives the estimate $E_C^* \sim \min(T_K, Mg\Delta_P)$ for the width of the charge degeneracy region.

In the strong coupling limit, below the Kondo temperature, we find an irrelevant reflection operator $\sum_j r_j \cos(\mathbf{R}_j \cdot \mathbf{q} + 2\frac{1}{M}\pi N_g)$ with scaling dimension $\Delta = 2(1 - \frac{1}{M})$ similarly to Sec. IV B, as expected from universality of the fixed point. (Strong bare tunneling in the weak pairing limit will be further discussed in Sec. V B.) Despite weak bare tunneling and large charging energy, the low-temperature fixed point is characterized by strong tunneling (note similarity to Ref. 56). The pairing term which is a bulk term, unlike the boundary

term E_C , drives the island to Andreev-like fixed point of strong tunneling.

2. Charge degeneracy point

Near the charge degeneracy, $E_C^*, \Delta_P \ll D \ll E_C$, the field P is massless and the tunneling operator in Eq. (5.2) retains its scaling dimension $\Delta = 1$. As before (Sec. IV A 2), we project on to two charge states of the island: $N^+ \rightarrow S^+$, where the operator $S^+ = S_x + iS_y = |1\rangle\langle 0|$ acts on the retained charge states 0 and 1. The projected fermionic action is then [compare to Eqs. (4.7) and (4.15)]

$$S_{CK} = \int d\tau D \left[\sum_i \left(\frac{J_\perp}{2} [s_i^- S^+ + s_i^+ S^-] + J_z s_{z,i} S_z \right) + \gamma S_z \right], \quad (5.5)$$

where we introduced the pseudospin operators $\bar{s}_i^- = (s_i^+)^{\dagger} = \bar{\psi}_i^{\dagger} \psi_i$ and $s_{z,i} = (\bar{\psi}_i^{\dagger} \bar{\psi}_i - \psi_i^{\dagger} \psi_i)/2$ and where $\bar{\psi}_i$ are the (neutral) electron annihilation operators on the island at the contact i . The second term, J_z , has a vanishing bare amplitude but will be generated upon reducing the bandwidth, see Eq. (5.7) below. The last term in Eq. (5.5) describes finite detuning away from charge degeneracy with $\gamma = E_C^*/D$.

Similar to Sec. IV A, one obtains the weak-coupling charge Kondo RG equations^{50,52,54} ($J_\perp = 2t_i$)

$$\frac{dJ_\perp}{dl} = J_\perp J_z \left(1 - \frac{M}{4} J_z \right) - \frac{M}{4} J_\perp^3, \quad (5.6)$$

$$\frac{dJ_z}{dl} = J_\perp^2 \left(1 - \frac{M}{2} J_z \right). \quad (5.7)$$

$$\frac{d\gamma}{dl} = \gamma \left(1 - \frac{M}{4} J_\perp^2 \right). \quad (5.8)$$

The tunneling (J_\perp) operator is marginally relevant in the presence of an infinitesimal J_z term [compare to the ‘‘superconducting’’ case IV A, Eq. (4.16) where the operator is relevant and J_z is generated automatically]. In the absence of superconductivity, there is an intermediate fixed point⁵⁷ where $J_\perp \sim 1/M$. Equations (5.6)–(5.7) can be integrated by first identifying the constant of motion $(J_\perp^2 - J_z^2)/(1 - \frac{M}{2} J_z) = \text{const}$. It is convenient to introduce $J_S = 1 - \frac{M}{2} J_z$ and using the above relation obtain a closed equation for J_S .⁵² The solution can be obtained by solving the following equation:

$$-\frac{1}{4}M \left(\ln \frac{x^2}{xgM^2 + 4(x-1)^2} + \frac{(gM^2 - 8) \tanh^{-1} \left[\frac{\frac{1}{4}gM^2 + 2(x-1)}{\sqrt{gM^2} \sqrt{\frac{gM^2}{16} - 1}} \right]}{2\sqrt{gM^2} \sqrt{\frac{gM^2}{16} - 1}} \right) \Bigg|_{x=J_S(0)}^{x=J_S(l)} = l, \quad (5.9)$$

where the initial value $J_S(0) = 0$. Equation (5.9) may be in principle inverted to find $J_S(l)$ and $J_\perp(l) = \sqrt{J_S(l)g + \frac{4}{M^2}(1 - J_S(l))^2}$.

Let us first assume that the initial value of $J_\perp(0) \sim \sqrt{g}$ is below the intermediate fixed point value, $g \ll 1/M^2$. We then find from Eq. (5.9),

$$J_S(l) \approx \begin{cases} 1 - \frac{gMl}{2}, & |1 - J_S(l)| \ll 1, \\ \sqrt{\frac{4}{gM^2} e^{-(\frac{2}{M}l - \frac{\pi}{\sqrt{gM^2}})}}, & J_S(l) \ll 1, \end{cases} \quad (5.10)$$

The charge-Kondo temperature T_{CK} can be obtained by solving the following equation $J_\perp(T_{CK}) \sim 1/M$. One finds $T_{CK} \sim E_C(gM^2)^{\frac{M}{4}} e^{-\pi/(2\sqrt{g})}$.⁵² For simplicity we focus henceforth on $\Delta_P \gg T_{CK}$ limit. In this case, the charge-Kondo RG flow will be cutoff by Δ_P and at $D < \Delta_P$ Eqs. (5.6)–(5.7) should be replaced with Eqs. (4.16)–(4.17).

Taking into account the solution (5.12), one finds $J_\perp^2(\Delta_P) \approx g(1 - \frac{\pi}{4}\sqrt{gM^2} \frac{\ln(E_C/\Delta_P)}{\ln(E_C/T_{CK})} + \frac{\pi^2}{4} \frac{\ln^2(E_C/\Delta_P)}{\ln^2(E_C/T_{CK})})$. The solution of topological Kondo RG equations can be obtained similarly as in Eq.(4.21) to find that

$$T_K \sim MJ_\perp(\Delta_P)^2 \Delta_P. \quad (5.11)$$

At this scale $J_\perp(T_K) \sim 1/\sqrt{M}$. One can show that this scale (up to small logarithmic corrections) matches with the one obtained from the valley, Eq. (5.4) at $E_C^* \sim T_K$.

At lower energies $D \ll T_K$ the tunneling is strong so we must use perturbation theory in an irrelevant reflection operator, with a bare parameter $r(T_K) \sim 1$. In this regime the findings of Sec. IV A 3 apply since the low-temperature fixed point is universal: we have a leading irrelevant reflection operator $\sum_j r_j \cos(\mathbf{R}_j \cdot \mathbf{q} + 2\frac{1}{M}\pi N_g)$ of scaling dimension $\Delta = 2(1 - \frac{1}{M})$. The temperature-dependence of conductance has then the universal non-Fermi-liquid-type temperature-dependence, see Eq. (2.3).

Let us now consider $g \gg 1/M^2$ limit (still $g \ll 1/M$). We then find from Eq. (5.9),

$$J_S(l) \approx \begin{cases} 1 - \frac{gMl}{2}, & |1 - J_S(l)| \ll 1, \\ \frac{1}{gMl}, & J_S(l) \ll 1, \end{cases} \quad (5.12)$$

The charge-Kondo temperature, obtained by solving $J_\perp(T_{CK}) \sim 1/M$, is given by $T_{CK} \sim E_C e^{-2/(Mg)}$. As before we consider the limit $\Delta_P \gg T_{CK}$ here⁵⁸ and stop charge-Kondo RG flow at Δ_P finding $J_\perp^2(\Delta_P) \approx g(1 - \frac{\ln(E_C/\Delta_P)}{\ln(E_C/T_{CK})})$. The corresponding Kondo temperature is given by Eq. (5.11).

The width of the charge degeneracy region can be estimated from the RG equation for the effective Zeeman coupling γ , Eq. (5.8). When $J_\perp \ll 1/\sqrt{M}$, we can ignore the second term in the RHS of Eq. (5.8) and use the approximate solution $\gamma = E_C^*/D$. This gives the width $E_C^* \sim T_K$ for the charge degeneracy region, which agrees

(up to logarithmic corrections) with our estimate from the valley, below Eq. (5.4).

The perturbative weak-tunneling expansion is valid when $g \ll 1/M$, see Sec. V A 1. Remarkably, even in the cross over case $g \sim 1/M$, the above estimate [see below Eq. (5.4)] gives a narrow width $|\frac{1}{2} - N_g^*| \propto \Delta_P/E_C \ll 1$ for the regime of strong charge fluctuations. This suggests that even if the bare conductance is large, Coulomb blockade oscillations of the conductance can form above the energy scale Δ_P , see also Fig. 2. In the next section we confirm this expectation by studying the limit $g \gtrsim 1/M$ by using perturbation theory in reflection.

B. Strong tunneling limit $Mg \gg 1$

The strong tunneling limit in the weak pairing case is more complicated than in the strong pairing one discussed in Sec. IV B because the reflection amplitudes have non-monotonic scaling behavior. Indeed, the reflection is relevant in the interval $\Delta_P \ll D \ll E_C$ but irrelevant for lower energies, $D \ll \Delta_P$. In particular, we will see that the conductance develops Coulomb blockade oscillations at intermediate energies $\Delta_P \ll D \ll E_C$ when the bare reflection amplitude $r = \sqrt{1-g}$ exceeds the cross over value $(\Delta_P/E_C)^{1/M}$. At the same time, the charge of the island is not quantized but shows weak harmonic N_g -dependence.

Let us start from the strong-tunneling boundary action (5.1) in the limit $E_C \gg \Delta_P$. At $D \gg E_C$ we can ignore the charging energy, finding that the reflection operator is marginal, $\Delta = \frac{1}{2}|\mathbf{R}_j|^2 + \frac{1}{2}2\frac{1}{M} = 1$, as expected for free electrons. At energy scales below E_C , the field Q becomes massive and can be integrated out. Averaging the action (5.1) over the massive field Q and taking into account that $\langle e^{i2Q/\sqrt{M}} \rangle_Q \sim (\frac{E_C}{D})^{1/M} e^{i2\pi N_g/M}$, we obtain in the range $\Delta_P < D < E_C$ [see Appendix C 1]

$$S = \frac{1}{\pi} T \sum_{i\omega_n} |\omega_n| |\mathbf{q}(\omega_n)|^2 - D \left(\frac{e^\gamma M E_C}{\pi D} \right)^{\frac{1}{M}} \times \int d\tau \sum_j r_j(E_C) \cos \left(\mathbf{R}_j \cdot \mathbf{q} + 2\pi \frac{1}{M} N_g \right). \quad (5.13)$$

As expected, the scaling dimension of the resulting reflection operator has decreased,

$$\Delta = \frac{1}{2}|\mathbf{R}_j|^2 = 1 - \frac{1}{M} < 1. \quad (5.14)$$

Thus backscattering is relevant and we have the running amplitude $r_j(D) = (\frac{E_C}{D})^{\frac{1}{M}} (\frac{e^\gamma M}{\pi})^{\frac{1}{M}} r_j(E_C)$. Since r_j does not flow for $D \gg E_C$, we can fix $r_j(E_C) \sim \sqrt{1-g_j}$ where g_j is the bare dimensionless conductance of the junction.

Due to the finite weak reflection, the ground state energy has a weak harmonic N_g -dependence. This dependence can be written in the form $\delta E_{GS}^{(M)}(N_g) =$

$\Gamma \cos^2 \pi N_g$, where we introduce a renormalized charging energy,⁹

$$\Gamma \sim E_C r(E_C)^M, \quad (5.15)$$

see also Eq. (6.3) and the discussion of the island average charge. Note that in the case $M = 2$ one can find exact solution of the problem for $\Delta_P = 0$.⁵³ In the case of a finite p-wave gap, results depend on the ratio of Δ_P and Γ .

In the limit $\Gamma \ll \Delta_P \ll E_C$, the RG flow of $r_j(D)$ gets cutoff by Δ_P and reflection amplitude does not reach strong coupling. In the interval $E_C \gg D \gg \Delta_P$, we have weak reflection and weak pairing and we recover the results of Furusaki & Matveev^{36,51,53} (in the 2-lead case) and Yi & Kane^{50,54} (in the multi-lead case). At lower energies $\Gamma \ll D \ll \Delta_P$, fluctuations of \mathbf{q} in the island become gapped. Thus, we find the following boundary action:

$$S = \frac{1}{2\pi} T \sum_{i\omega_n} |\omega_n| |\mathbf{q}(\omega_n)|^2 - D \left(\frac{D}{\Delta_P} \right)^{1-\frac{2}{M}} \left(\frac{e^\gamma M E_C}{\pi \Delta_P} \right)^{\frac{1}{M}} \times \int d\tau \sum_j r_j(E_C) \cos \left(\mathbf{R}_j \cdot \mathbf{q} + 2\pi \frac{1}{M} N_g \right), \quad (5.16)$$

One may notice that the reflection amplitude has a scaling dimension $\Delta = 2(1 - \frac{1}{M}) > 1$ and is irrelevant. Thus, the action (5.16) exhibits the universal strong coupling behavior of the topological Kondo effect with characteristic non-Fermi-liquid-type temperature-dependence of the conductance, Eq. (2.3).

On the other hand, when $\Delta_P \ll \Gamma \ll E_C$, reflection amplitudes grow under RG procedure until $r_j(\Gamma) \sim 1$. Thus, even though initially backscattering was weak the system eventually flows to the weak-tunneling regime. Therefore, we expect the case $\Delta_P \ll \Gamma < E_C$ to be analogous to the weak-tunneling regime, see Sec. V A. Given that $r_j(E_C) \sim \sqrt{1-g_j}$, the scale Γ becomes of order E_C when $g \sim 1/M$ (up to logarithmic corrections in M). Thus, the following discussion is limited to $Mg \gg 1$ case.

At $\Delta_P \ll D \ll \Gamma$ we perform duality transformation and derive a tunneling action as explained in Sec. V A. The dual action describes weak tunneling in the dual lattice of Eq. (5.13), i.e. hypertriangular lattice in the valley ($N_g = 0$) and hyperhoneycomb lattice at charge degeneracy ($N_g = 1/2$).

Let us consider first $N_g = 0$ case. The dual action describing coherent electron transmission through the island is given in Eq. (4.10) with $\lambda_{ij}(D) = \lambda_{ij}(\Gamma)(D/\Gamma)$ for $\Delta_P \ll D \ll \Gamma$. Given that $r_j(\Gamma) \sim 1 - O(\frac{1}{M})$ one can show, by matching the conductances at scale Γ (see Eq. (6.11)), that the corresponding cotunneling amplitude is $\lambda_{ij}(\Gamma) \sim 1/M$.

When $D < \Delta_P$ modes in the island are gapped out and cotunneling becomes marginally relevant. Thus, we find the topological Kondo RG flow of λ_{ij} with Kondo temperature

$$T_K = \Delta_P \exp \left[-\frac{1}{(M-2)\lambda(\Delta_P)} \right], \quad (5.17)$$

with $\lambda(\Delta_P) \sim \Delta_P/(M\Gamma)$.

Let us now discuss the charge degeneracy case $N_g = 1/2$. As before, at $\Delta_P \ll D \ll \Gamma$ we perform a duality transformation. The tunneling action is in this case⁵⁰

$$S_t = -D \int d\tau \sum_i \frac{1}{2} t_i(D) e^{i\frac{1}{2} \mathbf{R}_i \cdot \mathbf{p}} S^+ + H.c., \quad (5.18)$$

where the operator $S^+ = |1\rangle\langle 0|$ acts on the charge states 0 and 1. S^+ can be also thought of as acting on the sublattice degree of freedom in the hyperhoneycomb lattice.⁵⁰ The scaling dimension of the tunneling operator is $\Delta = (1 - \frac{1}{M})$ and together with its dual reflection operator, Eq. (5.13), the relation (4.24) is satisfied. Thus, we obtain $t(D) \sim t(\Gamma)(\Gamma/D)^{1/M}$. We can estimate the bare amplitude as $t(\Gamma) \sim 1/\sqrt{M}$ based on matching the conductances at scale Γ .⁵⁰ At $D < \Delta_P$ the modes in the island are gapped out and the scaling dimension of t becomes $\Delta = (1 - \frac{1}{M})$. Based on this, we find the Kondo temperature at charge degeneracy,

$$T_K \sim \left(\frac{\Gamma}{\Delta_P} \right)^{\frac{2}{M+1}} \Delta_P, \quad (5.19)$$

obtained by solving from $t(T_K) \sim 1/\sqrt{M}$.

Finally, at the lowest energies $D < T_K$ at any N_g , we find an irrelevant reflection operator with scaling dimension $\Delta = 2(1 - \frac{1}{M})$. This corresponds to the universal $T \rightarrow 0$ fixed point of the topological Kondo model. As before, the fractional scaling dimension leads to the non-Fermi-liquid-type temperature-dependence of the conductance, see Eq. (2.3).

VI. CHARGE AND CONDUCTANCE

In this section we discuss in more detail the signatures of topological ground state degeneracy that were summarized in the introduction, Sec. II. We start from the thermodynamic observable of average charge $\langle N \rangle$ and then discuss transport signatures. We focus on temperatures $T \ll E_C$ so that we can ignore thermal fluctuations of the charge and concentrate on the relevant quantum effects.

A. Average charge in the strong superconductor limit $\Delta_P \gg E_C$

In the weak tunneling limit, $Mg\Delta_P \ll E_C$, the quantum fluctuations of charge are weak. The charge is then approximately quantized to the nearest integer to the gate charge N_g , $\langle N \rangle \approx \lfloor N_g + \frac{1}{2} \rfloor$, where $\lfloor \dots \rfloor$ denotes

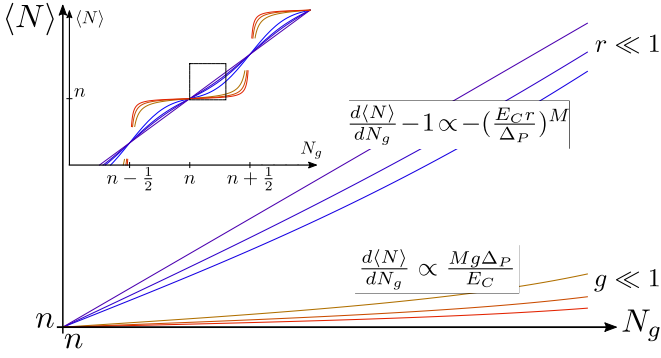


FIG. 4. The island charge $\langle N \rangle$ vs gate charge N_g in the strong superconductor ($\Delta_P \gg E_C$) regime. The red (nearly flat) curves correspond to weak tunneling ($Mg\Delta_P \ll E_C$) while the blue ones correspond to weak reflection.

the floor function, see Appendix D 1. The charge steps at half-integer values of the gate charge are smeared out by thermal or quantum fluctuations.^{35,52} At relatively high temperature, $T \gg Mg\Delta_P$, the broadening is thermal. Here we focus on lower temperature at which the broadening is of order $Mg\Delta_P/E_C$ due to superconducting quantum fluctuations. The center of the charge plateau, $N_g = \text{integer}$, is horizontal in the absence of tunneling. In the presence of tunneling, it acquires a finite slope, $d\langle N \rangle/dN_g \approx \sum_i g_i \Delta_P/E_C$, see Fig. 4 and Eq. (D8) in Appendix D 1. The slope is enhanced by a factor Δ_P/E_C from the superconducting quantum fluctuations.

In the strong tunneling limit, $Mg\Delta_P \gtrsim E_C$, the quantum fluctuations of charge are strong. In this limit we can use perturbation theory in reflection,¹⁵ see Sec. IV B. In the absence of reflection, the ground state energy is independent of gate charge since the island can compensate for N_g by changing its own charge; in the Hamiltonian one can shift $Q \rightarrow Q + \frac{1}{\sqrt{M}}\pi N_g$ which removes the N_g -dependence from it. Thus, the average charge on the island equals the gate charge: $\langle N \rangle = N_g$. In the presence of reflection, the difference $\delta N \equiv \langle N \rangle - N_g$ becomes non-zero (except for integer values of N_g). The lowest order contribution to δN starts at order M from a process where an electron is reflected from each contact, see Appendix D 2. When M is large and $E_C/\Delta_P \gg g \gg E_C/(M\Delta_P)$ we have $r(E_C)^M \sim (1 - \frac{g\Delta_P}{E_C})^M \ll 1$ and $\langle N \rangle - N_g \sim -(1 - \frac{g\Delta_P}{E_C})^M \sin 2\pi N_g$. In the limit $1 \gg g \gg E_C/\Delta_P$, we find $r(E_C) \sim E_C/(g\Delta_P)$ and

$$\langle N \rangle - N_g \sim -\left(\frac{E_C}{\Delta_P}\right)^M \left(\prod_{i=1}^M \frac{1}{g_i}\right) \sin 2\pi N_g, \quad (6.1)$$

whereas when $g \approx 1$, we have

$$\langle N \rangle - N_g \sim -\left(\frac{E_C}{\Delta_P}\right)^M \left(\prod_{i=1}^M (1 - g_i)^{1/2}\right) \sin 2\pi N_g. \quad (6.2)$$

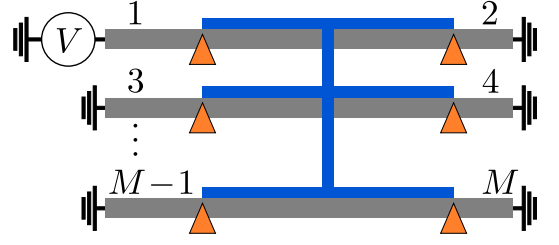


FIG. 5. Schematic diagram of the biasing to measure the elements of the conductance matrix G_{ij} .

Note that the amplitude of the harmonic corrections to $\langle N \rangle - N_g$ is weakened by a small factor $(E_C/\Delta_P)^M$ due to the enhanced superconducting charge fluctuations in topological superconductors. We also note that in Eq. (6.2) even a single fully transparent barrier, $g_i \rightarrow 1$, makes the N_g -dependence fully linear.^{34,59} From Eqs. (6.1)–(6.2), the slope $d\langle N \rangle/dN_g$ near $N_g = \text{integer}$ is very close to 1, $d\langle N \rangle/dN_g - 1 \sim -(E_C/\Delta_P)^M r_1 \dots r_M$, see Fig. 4. The weak tunneling result for the slope matches with this estimate when $Mg\Delta_P \sim E_C$.

B. Average charge in the weak superconductor limit $\Delta_P \ll E_C$

In the case $E_C \gg \Delta_P$, weak superconductivity does not influence the average charge. The charge $\langle N \rangle$ behaves similarly as in normal metal islands since superconducting fluctuations are weaker than in the limit $E_C \ll \Delta_P$ discussed in the previous section. In the weak tunneling limit $g \ll 1/M$, we find Coulomb staircase with charge steps that are broadened by the charge-Kondo scale⁵² T_{CK}/E_C , see Sec. V A 2. The slope $d\langle N \rangle/dN_g$ is of order Mg due to weak tunneling, see Appendix D 1. In the strong tunneling regime $g \gtrsim 1/M$, we find³⁴ (see Appendix D 2)

$$\langle N \rangle - N_g \sim -\left(\prod_{i=1}^M (1 - g_i)^{1/2}\right) \sin 2\pi N_g. \quad (6.3)$$

This result shows that the scale Γ in Eq. (5.15) can be identified as a renormalized charging energy.^{9,14}

C. Conductance in the strong superconductor limit $\Delta_P \gg E_C$

The multiterminal island, Fig. 5, is characterized by a conductance matrix G_{ij} , defined as $\langle I_i \rangle = \sum_j G_{ij} V_j$ which gives the current $\langle I_i \rangle$ in contact i as a response to voltage V_j (measured from ground) applied to lead j . (The current operator is $I_i = -e\frac{1}{\pi}\partial_t\varphi_i$.) The easiest way to measure the conductance matrix is to use an asymmetric biasing, see Fig. 5. For example, one grounds all

the other leads while applying $V_j \neq 0$ in lead j . In this case, one measures the current in contact $i \neq j$ to get $G_{ij} = \langle I_i \rangle / V_j$. The diagonal components of the conductance matrix are fixed by the conservation of current: $G_{ii} = -\sum_{j \neq i} G_{ij}$. The conductance matrix can then be calculated with the help of the Kubo formula, see Appendix E.

Let us start from the weak tunneling case, $Mg\Delta_P \ll E_C$, Fig. 3a. The conductance in this regime as a function of temperature is sketched in Fig. 6. At relatively high temperatures, $E_C \ll T \ll \Delta_P$, we have $G_{ij} \propto \delta_{ij}$. At temperatures below the charging energy, $T \lesssim E_C$, we have sequential tunneling through Majorana states, yielding^{13,23}

$$G_{ij}^{seq} = G_0 \frac{g_i(g_j - \delta_{ij}g_\Sigma)}{g_\Sigma} \frac{\Delta_P}{4T} \frac{1}{\cosh^2 \frac{E_C}{2T}} \quad (6.4)$$

with $g_\Sigma = \sum_i g_i$. The renormalization of junction conductances at $T \ll \Delta_P$ gave rise to the extra factor of Δ_P/T in Eq. (6.4). Away from charge degeneracy, sequential tunneling is suppressed by activation gap, $G^{seq} \propto e^{-E_C/T}$.

At temperature $T_K \ll T \ll E_C$, the conductance in the valley is instead dominated by elastic tunneling through a Majorana state, modified by the Kondo effect in the leading logarithmic approximation ($T > T_K$),

$$\frac{G_{ij}}{G_0} \approx \frac{\pi^2}{4} g_i (g_j - \delta_{ij}g_\Sigma) \left(\frac{\Delta_P}{E_C} \right)^2 \left[\frac{\ln(eE_C/T_K)}{\ln(eT/T_K)} \right]^2, \quad (6.5)$$

see Appendix E1. Using the expression for Kondo temperature is $T_K \sim E_C e^{-E_C/Mg\Delta_P}$ at $N_g \approx 0$ one finds that $G_{i \neq j}/G_0 \sim 2/M^2$ at $T \rightarrow T_K$.

Below the Kondo temperature, we have a correction to the conductance from weak backscattering [see Eq. (E34)],

$$\frac{G_{ij}}{G_0} \approx 2 \left(\frac{1}{M} - \delta_{ij} \right) \left[1 - cr(T_K)^2 \left(\frac{T}{T_K} \right)^{2(1-\frac{2}{M})} \right], \quad (6.6)$$

which displays the non-Fermi-liquid temperature-dependence. The numerical coefficient c is beyond our RG analysis but expected to be of order unity. At $T \sim T_K$, we expect that $r(T_K) \sim 1 - O(1/M)$ and thus $G_{i \neq j}/G_0 \sim 1/M^2$. This matches with the limit $T \rightarrow T_K$ of the high-temperature result (6.5).

Let us now discuss conductance through the island at $N_g \approx 1/2$, *i.e.* close to the charge degeneracy point. At high temperatures, the conductance is given by Eq. (6.4) describing sequential tunneling through MZMs. At the charge degeneracy $E_C^* = 0$ and, thus, $G_{i \neq j}/G_0 \approx g\Delta_P/(4MT)$ for approximately isotropic barriers. At low temperatures $T \ll T_K$, the conductance is given by Eq. (6.6) with $T_K \sim Mg\Delta_P$. The two (high- and low-temperature) results match at $T \sim T_K$ yielding $G_{i \neq j}(T \sim T_K)/G_0 \sim 1/M^2$.

In the strong-tunneling limit, $Mg\Delta_P \gg E_C$ (Fig. 3b), the conductance has the same temperature-dependence

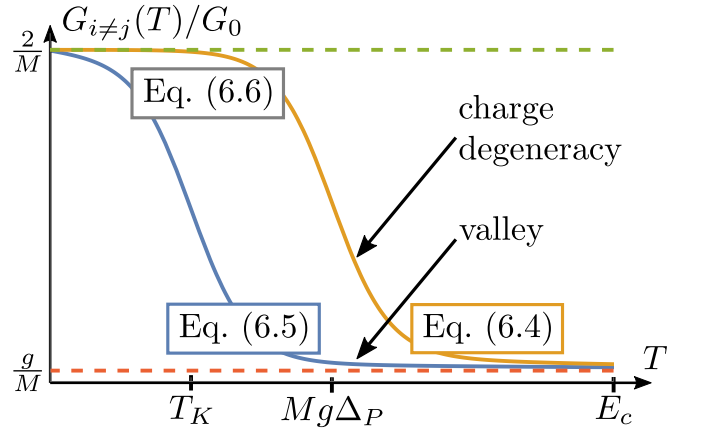


FIG. 6. A sketch of the conductance vs T in the strong superconductor and weak tunneling limit, $Mg\Delta_P \ll E_C \ll \Delta_P$ in the Coulomb valley (blue, left) and at charge degeneracy (yellow, right). The scale T_K of the topological Kondo effect is given by Eq. (4.13).

as in Eq. (6.6) already at relatively high temperatures $T \lesssim E_C$. Thus, the strong-tunneling regime may be favorable for observing the non-Fermi-liquid temperature-dependence. We have for $T \ll E_C \ll \Delta_P$, (see Appendix E2)

$$G_{ij}/G_0 = 2 \left(\frac{1}{M} - \delta_{ij} \right) - c \left(\frac{T}{E_C} \right)^{2(1-\frac{2}{M})} R_{ij}, \quad (6.7)$$

where c is a numerical coefficient whose calculation is beyond the accuracy of our RG treatment and the effective reflection coefficient is⁶⁰

$$R_{ij} = -\sum_k r_k(E_C)^2 \left(\delta_{jk} - \frac{1}{M} \right) \left(\delta_{ik} - \frac{1}{M} \right). \quad (6.8)$$

For approximately isotropic contacts, we have $R_{ij} \approx (\frac{1}{M} - \delta_{ij}) r(E_C)^2$. From Sec. IV B, we found that in the strong-tunneling limit $r(E_C) \approx E_C/(Mg\Delta_P)$ when $1/M \gg g \gg E_C/(M\Delta_P)$ and $r(E_C) = (E_C/\Delta_P)\sqrt{1-g}$ when $g \gtrsim 1/M$. In the cross over between weak and strong tunneling we have $T_K \sim E_C$ and Eqs. (6.6) and (6.7) match in that limit.

D. Conductance in the weak superconductor limit $\Delta_P \ll E_C$

In the weak superconductor limit, the dependence of conductance on temperature is non-monotonic. It is easy to see this effect in the strong tunneling regime, $g \gtrsim 1/M$ and $\Gamma \ll \Delta_P$ (Fig. 3d). Indeed, one finds in this case that the maximum of conductance doubles¹⁴ from $\frac{e^2}{h} \frac{1}{M}$ to $\frac{2e^2}{h} \frac{1}{M}$ upon lowering the temperature across $T \sim \Delta_P$. Indeed, in the temperature interval $\Gamma, \Delta_P \ll T \ll E_C$, one finds⁵⁰ the conductance from inelastic cotunneling of

above-gap quasiparticles,

$$G_{ij}/G_0 \approx \left(\frac{1}{M} - \delta_{ij} \right) - b_M \left(\frac{E_C}{T} \right)^{\frac{2}{M}} R_{ij}, \quad (6.9)$$

where the coefficient b_M is given in Eq. (E31). The increasing backscattering upon lowering the temperature agrees with the RG flow of reflection amplitudes to scale T , see below Eq. (5.14). The bare reflection amplitudes enter the coefficient R_{ij} , given in Eq. (6.8) where now $r_k(E_C)^2 \sim (1 - g_k)$.

The onset of p-wave superconductivity at $T \sim \Delta_P$ modifies both the maximum values as well as temperature dependence. Indeed, for $T \ll \Delta_P$, the maximum conductance is doubled,¹⁴

$$\frac{G_{ij}}{G_0} \approx 2 \left(\frac{1}{M} - \delta_{ij} \right) - c \left(\frac{E_C}{\Delta_P} \right)^{\frac{2}{M}} \left(\frac{T}{\Delta_P} \right)^{2(1-\frac{2}{M})} R_{ij}, \quad (6.10)$$

as the current is carried by the Majorana states, compare to Eq. (6.7). Furthermore, unlike in Eq. (6.9), the backscattering corrections to conductance become *smaller* as temperature is lowered, $dG_{ij}/dT < 0$. (Here c is a constant of order one.) The conductance is therefore a non-monotonic function of temperature.⁶¹⁵⁶ The backscattering corrections to Eqs. (6.9)–(6.10) match at $T \sim \Delta_P$.

The non-monotonic dependence of the conductance vs temperature is also present in the weak tunneling limit, $\Gamma \gg \Delta_P$ [corresponding to $g \ll 1 - (\Delta_P/E_C)^{2/M}$].

In the Coulomb valleys, the conductance becomes small [see Eq. (E12)] at temperatures $\Delta_P \ll T \ll \Gamma$,

$$G_{ij}/G_0 = \left(\lambda_{ij}(\Gamma)^2 - \delta_{ij} \sum_k \lambda_{ik}(\Gamma)^2 \right) \left(\frac{T}{\Gamma} \right)^2, \quad (6.11)$$

We can match Eq. (6.11) with the strong-tunneling result Eq. (6.9) at $T \sim \Gamma$. In the latter, the backscattering correction becomes $b_M(E_C/\Gamma)^{2/M} R_{ij} \sim \frac{1}{M} + O(\frac{1}{M^2})$ and thus $G_{i \neq j} \sim 1/M^2$ which matches with Eq. (6.11) when $\lambda(\Gamma) \sim 1/M$. (Here we neglect $\ln M$ corrections.)

Upon lowering the temperature to $T \ll \Delta_P$, the tunneling in the valley becomes marginally relevant leading to a weak-coupling Kondo RG flow with characteristic scale $T_K \sim \Delta_P e^{-\Gamma/\Delta_P}$, see Eq. (5.17). The conductance in this case reads

$$\frac{G_{ij}}{G_0} \approx \left[\lambda_{ij}(\Gamma)^2 - \delta_{ij} \sum_k \lambda_{ik}(\Gamma)^2 \right] \left[\frac{\Delta_P}{\Gamma} \right]^2 \left[\frac{\ln \frac{\epsilon \Delta_P}{T_K}}{\ln \frac{\epsilon T}{T_K}} \right]^2, \quad (6.12)$$

where we assumed that $T_K \ll T \ll \Delta_P$ and $\lambda(\Gamma) \sim 1/M$. At $T \sim \Delta_P$, the expressions (6.12) and (6.11) match. At $T \rightarrow T_K$, the logarithmic factor becomes of order $\sim (\Gamma/\Delta_P)^2$ and we find $G_{i \neq j}/G_0 \sim 1/M^2$. Finally, in the low temperature regime $T \ll T_K$, the non-local conductance approaches the quantized value $2G_0/M$, see (6.6). At $T \ll T_K$, the conductance is given by Eq. (6.6) with the aforementioned T_K . One can see that this results matches with Eq. (6.12) at $T \sim T_K$.

VII. ON THE RELATION TO THE MULTI-CHANNEL KONDO MODEL

Since in our model we include the superconducting pairing explicitly, we can understand the relation between the topological Kondo effect and the earlier studies of inelastic cotunneling in multi-terminal normal state metallic quantum dots (which can be mapped to the multichannel Kondo problem) in Refs. 50, 52–54.

We demonstrated that both the topological superconducting as well as normal state models can be mapped to a model of Brownian motion of a quantum particle in a dissipative bath. The fictitious quantum particle describes the charge that tunnels across a tunnel barrier⁶² between the lead and the island, while the bath is formed by low-energy electronic fluctuations away from the tunneling contact. The main difference between normal state and topological superconducting island is in the effective dissipation strength (i.e. effective Luttinger liquid parameter) in the quantum Brownian motion model, which in turn determines the scaling dimensions of boundary operators. The difference stems from the fact that in the case of a topological superconducting island, the fluctuations away from the tunnel contact are created only on half-axis since the superconducting region is gapped out at energies below Δ_P . This modifies the dissipation strength (and all scaling dimensions) by a factor 2 because the superconducting region does not contribute to dissipation.

In the normal state, the multi-terminal quantum dot model at charge degeneracy can be mapped to the multichannel Kondo (MCK) model. The multichannel Kondo model has a stable intermediate fixed point⁵⁷ characterized by a universal conductance $G_{ij}^{MCK} = \frac{e^2}{h} \left(\frac{1}{M} - \delta_{ij} \right) \sin^2 \frac{\pi}{M+2}$ at half-integer values of N_g . (Away from these values, the conductance is small.) Due to the difference in dissipation strength, the topological Kondo model does not have an intermediate fixed point for strictly non-interacting leads. The low-temperature fixed point is characterized by a conductance $G_{ij} = \frac{e^2}{h} \left(\frac{1}{M} - \delta_{ij} \right)$ which is independent of N_g .

VIII. CONCLUSIONS

We study signatures of topological ground-state degeneracy in a mesoscopic Majorana island. We have developed a microscopic model which explicitly includes p-wave superconductivity and have identified the signatures of ground-state degeneracy in thermodynamic and transport observable quantities.

Our work sheds light on the so-called topological Kondo effect which corresponds to a formation of a correlated state between an effective Majorana “spin” in the island and electrons in the leads. Our model allows one to express the characteristic Kondo scale T_K in terms of microscopic parameters: junction conductances g_i , charg-

ing energy E_C and topological gap Δ_P . We have also extended the previous results for the topological Kondo effect to the regimes of weak pairing ($\Delta_P \ll E_C$) as well as to strong tunneling limit ($g \sim 1$). Thus, our results provide insight regarding the experimental requirements necessary to detect this exotic correlated state.

We find that the main features of the topological Kondo effect, the quantized conductance and its non-Fermi-liquid-like temperature-dependence, are present in both limits: $\Delta_P \gg E_C$ and $\Delta_P \ll E_C$. In the strong tunneling limit, the effective Kondo temperature becomes large, $T_K \sim \min(E_C, \Delta_P)$, which makes the temperature-window for observing non-Fermi-liquid corrections to conductance in the laboratory favorable. The underlying reason for the robustness of the topological Kondo effect stems from the fact that the topological ground-state degeneracy is protected by the bulk gap (i.e. superconducting p-wave pairing is a relevant bulk perturbation), thus leading to the same universal low-temperature fixed point regardless of E_C/Δ_P . The non-Fermi-liquid fixed point is stable and isotropic as long as the hybridization between different Majoranas can be ignored.²¹

In islands with more than two (non-interacting) leads, the superconducting fluctuations are enhanced due to ground-state degeneracy and, as a result, charging effects are suppressed. This effect is particularly dramatic when $\Delta_P \gg E_C$, in which case we find that charging energy has additional suppression relative to the normal-state Coulomb islands, proportional to $(E_C/\Delta_P)^M$. This renormalization of the charging energy can be used to identify ground-state degeneracy. The suppression of charging energy is also important in the context of topological qubits where charging energy provides protection from quasiparticle poisoning.^{28,29}

ACKNOWLEDGMENTS

We thank Leonid Glazman, Yuval Oreg, Masaki Oshikawa, Dmitry Pikulin, and Eran Sela for discussions. This work was performed in part at Aspen Center for Physics, which is supported by National Science Foundation grant PHY-1607611. AEF was supported by the US Department of Energy (DOE), Office of Science, Basic Energy Sciences grant number DE-SC0019275.

Appendix A: Derivation of the dissipative action (4.1)

In this Appendix we discuss how p-wave pairing term (3.3) modifies the dissipation strength in the effective boundary model. For this, it is convenient to use the fermion representation. We linearize the spectrum around the Fermi level, which is valid at small energies compared to the Fermi energy. The Hamiltonian in the proximitized segment is then

$$H_{island} = \sum_{\alpha=1}^{M/2} \int_0^L dx \left(\sum_{r=R,L} \psi_{\alpha r}^\dagger (-iv_r \partial_x - vk_F) \psi_{\alpha r} + [\Delta_P e^{2i\theta_{SC}} \psi_{\alpha R}^\dagger \psi_{\alpha L}^\dagger + h.c.] \right), \quad (A1)$$

where $\psi_{\alpha r}$ is a spinless fermion operator for wire α and $r = +, - = R, L$ labels right and left movers. We will suppress the label α in the remainder of this section. In the pairing term, the operator $e^{i\theta_{SC}}$ removes an electron from the superconductor backbone, $[N_{SC}, e^{-i\theta_{SC}}] = 1$. The total charge (that appears in the charging energy) $N = N_{SC} + \sum_{\alpha} N_{\alpha}$ is thereby conserved by the pairing term. We can diagonalize H_{island} with a bogoliubov transformation in momentum space,

$$c_{rk,r} = e^{i\theta_{SC}} (d_{kr} u_k - r v_k d_{k\bar{r}}^\dagger), \quad (A2)$$

where d_{kr} is a neutral operator [commutes with N] and

$$u_k = \frac{1}{\sqrt{2}} \sqrt{1 + \frac{\varepsilon_k}{\sqrt{\Delta_P^2 + \varepsilon_k^2}}}, \quad v_k = \frac{1}{\sqrt{2}} \sqrt{1 - \frac{\varepsilon_k}{\sqrt{\Delta_P^2 + \varepsilon_k^2}}}, \quad (A3)$$

with $\varepsilon_k = v(k - k_F)$. The diagonalized Hamiltonian is $H_{island} = \sum_{\alpha,r} \sum_k \sqrt{\Delta_P^2 + \varepsilon_k^2} d_{k,\alpha,r}^\dagger d_{k,\alpha,r}$. Note that the phase θ_{SC} does not enter in the backscattering operator $\psi_R^\dagger \psi_L$.

By using the diagonalized Hamiltonian we find that $\langle [\psi_R^\dagger \psi_L](\tau) [\psi_L^\dagger \psi_R](0) \rangle \sim \tau^{-2} e^{-2\tau \Delta_P}$ in the proximitized segment. In the bosonic description, $\psi_r(x) = e^{i(r\varphi - \theta)}$, this corresponds to a non-dissipative effective action at low frequencies $\frac{1}{\pi} T \sum_{\omega_n} e^{-|\omega_n|/D} \frac{|\omega_n|^2}{\Delta} |\varphi(x, \omega_n)|^2$ (with $D \ll \Delta_P$) for $0 \ll x \ll L$ after integrating out the spatial fluctuations. Thus, the bosonic action at the boundary ($x = 0, L$) of the proximitized segment is dominated by the dissipative part, $\frac{1}{2\pi} T \sum_{\omega_n} \sum_j |\omega_n| |\varphi_j(\omega_n)|^2$, the first term in Eq. (3.12).

Appendix B: Derivation of the dual action by using Villain transformation

In this Appendix we derive the dual boundary action (4.4) used in the weak tunneling limit. We start from the boundary action (4.1) in the limit of large barriers Dr_i . We consider the boundary-field partition function,

$$Z = \int \mathcal{D}\varphi_1 \dots \mathcal{D}\varphi_M \quad (\text{B1})$$

$$\exp - \left(\frac{1}{\pi} T \sum_{\omega_n} \sum_i \frac{1}{K} |\omega_n| |\varphi_i(\omega_n)|^2 + \int d\tau \sum_i Dr_i \cos 2\varphi_i(\tau) + \frac{1}{\pi^2} E_C \int d\tau (\sum_i \varphi_i(\tau) - \pi N_g)^2 \right). \quad (\text{B2})$$

We include a factor K which takes values 2 or 1 in the cases where the cutoff is either much below Δ_P , used in the strong pairing case Eq. (4.1), or much above it, used in the weak-pairing limit, Eq. (5.1).

Because of the large Dr_i , we can approximate the cosine as^{63,64} $\cos x_i \approx \sum_{n_i} \frac{1}{2} (x_i - (2n_i + 1)\pi)^2$ which leads to

$$Z \approx \int \mathcal{D}\varphi_1 \dots \mathcal{D}\varphi_M e^{-S_0} \sum_{n_1(\tau) \dots n_M(\tau)} e^{-S_{pot}} \quad (\text{B3})$$

where $S_0 = \frac{1}{\pi} T \sum_i \sum_{\omega_n} \frac{1}{K} |\omega_n| |\varphi_i(\omega_n)|^2$ and

$$S_{pot} = 2 \int d\tau \sum_i Dr_i (\varphi_i - a_i)^2 + \frac{1}{\pi^2} E_C \int d\tau (\sum_i \varphi_i - \pi N_g)^2 \quad (\text{B4})$$

and we denote $a_i = \frac{1}{2}(2n_i + 1)\pi$.

Next, we introduce the decoupling fields z_j ,

$$e^{-S_{pot}} = e^{-\frac{1}{\pi^2} E_C \int d\tau (\sum_i \varphi_i - \pi N_g)^2} \int \mathcal{D}z_1 \dots \mathcal{D}z_M \exp - \int d\tau \sum_j \left(\frac{1}{2Dr_j} z_j^2 - 2iz_j(\varphi_j - a_j) \right) \quad (\text{B5})$$

$$= e^{-\frac{1}{\pi^2} E_C \int d\tau (\sum_i \varphi_i - \pi N_g)^2} \int \mathcal{D}\delta\theta_1 \dots \mathcal{D}\delta\theta_M \exp - \int d\tau \sum_j \left(\frac{1}{2Dr_j} \frac{1}{4\pi^2} (\partial_\tau \delta\theta_j)^2 - i \frac{1}{\pi} (\partial_\tau \delta\theta_j)(\varphi_j - a_j) \right). \quad (\text{B6})$$

We set in the second line $z_j = \frac{1}{2\pi} \partial_\tau \delta\theta_j$ where $\delta\theta_j$ are conjugate to $\frac{1}{\pi} \varphi_i$: $[\frac{1}{\pi} \varphi_j, \delta\theta_j] = i$. We will drop the terms $\propto 1/Dr_j$ from hereon.

Only $\partial_\tau \delta\theta_j$ is now coupled to the integer-field n_j so we can do the sum. This part of the path integral reads

$$\sum_{n_1(\tau) \dots n_M(\tau)} \exp - \int d\tau \sum_j i \frac{1}{2\pi} \partial_\tau \delta\theta_j n_j 2\pi. \quad (\text{B7})$$

Upon inspecting this with the Poisson summation formula, $\sum_{s \in \mathbb{Z}} \delta(s - \delta\theta) = \sum_{m \in \mathbb{Z}} e^{2\pi i m \delta\theta}$, the sum over $n_i(\tau)$ imposes $\frac{1}{2\pi} \delta\theta_i$ to be integer-valued. We impose this condition ‘‘softly’’ by introducing a cosine potential,⁶⁴

$$\sum_{n_1(\tau) \dots n_M(\tau)} e^{-\int d\tau \sum_j i \frac{1}{2\pi} \partial_\tau \delta\theta_j n_j 2\pi} \approx e^{\int d\tau \sum_j Dt_j \cos \delta\theta_j}. \quad (\text{B8})$$

Next, we rotate to the basis (4.2) where the total charge mode $\sum_i \varphi_i$ is singled out. Similar to the basis change (4.2), we transform the conjugate fields as

$$\delta\theta_i = \frac{1}{2} \mathbf{R}_i \cdot \mathbf{p} + \frac{1}{\sqrt{M}} P. \quad (\text{B9})$$

Then $[q_j, p_k] = i\pi \delta_{jk}$ and $[Q, P] = i\pi$. In the new variables, the full action is (we shift the Q field $Q \rightarrow Q + \frac{\pi}{\sqrt{M}} N_g$)

$$S[\mathbf{q}, Q, \mathbf{p}, P] = \frac{T}{\pi} \sum_{\omega_n} \left[\frac{1}{K} |\omega_n| |\mathbf{q}(\omega_n)|^2 + \frac{1}{K} \left(|\omega_n| + \frac{KM}{\pi} E_C \right) |Q(\omega_n)|^2 \right] - \int d\tau i \partial_\tau P \frac{1}{\sqrt{M}} N_g \quad (\text{B10})$$

$$- \frac{1}{\pi} \int d\tau \sum_j \left(i \frac{1}{4} (\mathbf{R}_j \cdot \partial_\tau \mathbf{p})(\mathbf{R}_j \cdot \mathbf{q}) + i \frac{1}{M} \partial_\tau P Q \right) - \int d\tau \sum_i Dt_i \cos \left(\frac{1}{2} \mathbf{R}_i \cdot \mathbf{p} + \frac{1}{\sqrt{M}} P \right). \quad (\text{B11})$$

In general, $P(\tau + \frac{1}{T}) = P(\tau) + 2\pi\sqrt{MW}$ with W an integer winding number. Let us define $P(\tau) = \bar{P}(\tau) + 2\pi\sqrt{MW}T\tau$ where \bar{P} is $1/T$ -periodic. Then,

$$S[\mathbf{q}, Q, \mathbf{p}, \bar{P}] = \frac{T}{\pi} \sum_{\omega_n} \left[\frac{1}{K} |\omega_n| |\mathbf{q}(\omega_n)|^2 + \frac{1}{K} \left(|\omega_n| + \frac{KM}{\pi} E_C \right) |Q(\omega_n)|^2 \right] \quad (\text{B12})$$

$$- \int d\tau \sum_j \frac{i}{\pi} \left(\frac{1}{4} (\mathbf{R}_j \cdot \partial_\tau \mathbf{p})(\mathbf{R}_j \cdot \mathbf{q}) + \frac{1}{M} \partial_\tau \bar{P} Q + \frac{1}{M} 2\pi\sqrt{MW} T Q \right) \quad (\text{B13})$$

$$- i2\pi W N_g - \int d\tau \sum_i D t_i \cos \left(\frac{1}{2} \mathbf{R}_i \cdot \mathbf{p} + \frac{1}{\sqrt{M}} \bar{P} + 2\pi W T \tau \right). \quad (\text{B14})$$

We will from hereon drop the bar from \bar{P} . Integrating out q and Q , we are left with the final dual partition function

$$Z = \sum_W e^{iN_g 2\pi W - \pi^2 T E_C^{-1} W^2} \int \mathcal{D}\mathbf{p} \mathcal{D}P \exp - \frac{T}{4\pi} \sum_{\omega_n} K |\omega_n| \left\{ |\mathbf{p}(\omega_n)|^2 + \frac{|\omega_n|}{|\omega_n| + \frac{KM}{\pi} E_C} |P(\omega_n)|^2 \right\} \quad (\text{B15})$$

$$\exp \int d\tau \sum_i D t_i \cos \left(\frac{1}{2} \mathbf{R}_i \cdot \mathbf{p} + \frac{1}{\sqrt{M}} P + 2\pi W T \tau \right), \quad (\text{B16})$$

which gives the actions (4.4) and (5.2) of the main text, by setting respectively $K = 2$ or $K = 1$ above.

1. Derivation of the tunneling action in Sec. IV A

Expanding Eq. (B16) to second order in the tunneling amplitudes t_i , we find (we take $K = 2$, relevant for the strong superconductor limit of Sec. IV)

$$Z \approx \int \mathcal{D}\mathbf{p} e^{-\frac{T}{2\pi} \sum_{i\omega_n} |\omega_n| |\mathbf{p}(\omega_n)|^2} \sum_W e^{iN_g 2\pi W - \pi^2 T E_C^{-1} W^2} \int \mathcal{D}P e^{-\frac{T}{2\pi} \sum_{i\omega_n} \frac{|\omega_n|^2}{|\omega_n| + \frac{2M}{\pi} E_C} |P(\omega_n)|^2} \left(1 + \frac{1}{2} S_t^{(W)2} \right) \quad (\text{B17})$$

$$\approx Z_0(N_g) Z_P \int \mathcal{D}\mathbf{p} e^{-\frac{T}{2\pi} \sum_{i\omega_n} |\omega_n| |\mathbf{p}(\omega_n)|^2} e^{-S_{t,\text{eff}}}, \quad (\text{B18})$$

where we denote $S_{t,\text{eff}} = -\frac{1}{2} \langle S_t^{(W)2} \rangle_{P,W}$ and

$$Z_0(N_g) = \sum_{W=-\infty}^{\infty} e^{iN_g 2\pi W - \pi^2 T E_C^{-1} W^2} = \vartheta(N_g; i\pi T E_C^{-1}), \quad Z_P = \int \mathcal{D}P e^{-\frac{T}{2\pi} \sum_{i\omega_n} \frac{|\omega_n|^2}{|\omega_n| + \frac{1}{\pi} 2M E_C} |P(\omega_n)|^2}, \quad (\text{B19})$$

and we dropped the first order term $\langle S_t^{(W)} \rangle_{P,W}$ which is negligible.

The partition function $Z_0(N_g)$ gives the charge steps of an isolated island, see Sec. D; ϑ is the Jacobi theta function. The effective tunneling action (4.8) used in Sec. IV A is obtained from

$$S_{t,\text{eff}} = -\frac{1}{4} D^2 \int d\tau \int d\tau' \left\langle e^{i\frac{1}{\sqrt{M}} [P(\tau) - P(\tau')] + 2\pi i W T (\tau - \tau')} \right\rangle_{P,W} \sum_{ij} t_i(D) t_j(D) \cos \left(\frac{1}{2} \mathbf{R}_i \cdot \mathbf{p}(\tau) - \frac{1}{2} \mathbf{R}_j \cdot \mathbf{p}(\tau') \right), \quad (\text{B20})$$

by integrating out P and summing over W . The correlation function in the integrand is discussed in Sec. C3.

Appendix C: Vertex operator averages and correlation functions

In this Section, we calculate the averages and correlation functions of the boundary vertex operators $e^{2i\frac{1}{\sqrt{M}}Q}$, $e^{i\mathbf{R}_i \cdot \mathbf{q}}$, $e^{i\frac{1}{\sqrt{M}}P}$, and $e^{\frac{1}{2}i\mathbf{R}_i \cdot \mathbf{p}}$. We will use the quadratic boundary actions,

$$S[Q] = \frac{1}{K\pi} T \sum_{\omega_n} e^{-|\omega_n|/D} |\omega_n| |Q(\omega_n)|^2 + E_C \int d\tau \left(\frac{1}{\pi} \sqrt{M} Q - N_g \right)^2, \quad S[\mathbf{q}] = \frac{1}{K\pi} T \sum_{\omega_n} e^{-|\omega_n|/D} |\omega_n| |\mathbf{q}(\omega_n)|^2, \quad (\text{C1})$$

$$S[P] = \frac{K}{4\pi} T \sum_{\omega_n} e^{-|\omega_n|/D} \frac{|\omega_n|^2}{|\omega_n| + \frac{KM}{\pi} E_C} |P(\omega_n)|^2, \quad S[\mathbf{p}] = \frac{K}{4\pi} T \sum_{\omega_n} e^{-|\omega_n|/D} |\omega_n| |\mathbf{p}(\omega_n)|^2. \quad (\text{C2})$$

The average of a vertex operator is non-negligible only for $e^{2i\frac{1}{\sqrt{M}}Q}$ in which case the charging energy E_C cuts off long-wave length fluctuations.^{36,51} Since our Hamiltonian is time-independent, the two-point functions only depend on time-differences while the one-point function is time-independent.

1. The average $\langle e^{2i\frac{1}{\sqrt{M}}Q} \rangle$

For the average $\langle e^{2i\frac{1}{\sqrt{M}}Q} \rangle$ we find to lowest order in T/E_C and E_C/D ,

$$\langle e^{2i\frac{1}{\sqrt{M}}Q(\tau)} \rangle = e^{i2\frac{1}{M}\pi N_g} \exp -\frac{K\pi T}{M} \sum_{\omega_n \neq 0} e^{-|\omega_n|/D} \frac{1}{|\omega_n| + \frac{1}{\pi} K M E_C} \quad (\text{C3})$$

$$= e^{i2\frac{1}{M}\pi N_g} \left(\frac{K e^\gamma M E_C}{\pi D} \right)^{K/M}. \quad (\text{C4})$$

This result for $K = 2$ was used in Sec. [IV B](#) and for $K = 1$ in Sec. [V B](#).

2. The correlation functions $\langle e^{i\mathbf{R}_i \cdot [\mathbf{q}(\tau) - \mathbf{q}(0)]} \rangle$ and $\langle e^{i\frac{1}{2}\mathbf{R}_i \cdot [\mathbf{p}(\tau) - \mathbf{p}(0)]} \rangle$

Correlation functions of type $\langle e^{i\sum_i \mathbf{R}_i \cdot \mathbf{q}(\tau_i)} \rangle$ and $\langle e^{i\frac{1}{2}\sum_i \mathbf{R}_i \cdot \mathbf{p}(\tau_i)} \rangle$ are non-vanishing only when $\sum_i \mathbf{R}_i = 0$. For the two-point function we find

$$\langle e^{i\mathbf{R}_i \cdot [\mathbf{q}(\tau) - \mathbf{q}(0)]} \rangle = \langle e^{iT \sum_{\omega_n} \mathbf{B}(-\omega_n) \cdot \mathbf{q}(\omega_n)} \rangle \quad (\text{C5})$$

$$= \exp -\frac{K\pi T}{4} \sum_{\omega_n} e^{-|\omega_n|/D} \frac{1}{|\omega_n|} \mathbf{B}(-\omega_n) \cdot \mathbf{B}(\omega_n) \quad (\text{C6})$$

$$= \exp -\frac{K}{2} |\mathbf{R}_i|^2 T \pi \sum_{\omega_n} e^{-|\omega_n|/D} \frac{1}{|\omega_n|} (1 - \cos \omega_n \tau) \quad (\text{C7})$$

$$= \left(1 + \frac{D^2}{\pi^2 T^2} \sin^2 \pi T \tau \right)^{-K \frac{1}{4} |\mathbf{R}_i|^2}. \quad (\text{C8})$$

where $\mathbf{B}(-\omega_n) = \mathbf{R}_i [e^{i\omega_n \tau} - 1]$ and we used the following sum⁶⁵ ($\omega_n = 2\pi n T$) valid in the limit $D \gg T$,

$$T \pi \sum_{\omega_n} e^{-|\omega_n|/D} \frac{1 - \cos \omega_n \tau}{|\omega_n|} = \frac{1}{2} \ln \left(1 + \frac{D^2}{\pi^2 T^2} \sin^2 \pi T \tau \right). \quad (\text{C9})$$

The correlation function $\langle e^{i\frac{1}{2}\mathbf{R}_i \cdot [\mathbf{p}(\tau) - \mathbf{p}(0)]} \rangle$ is calculated similarly. We find,

$$\langle e^{i\frac{1}{2}\mathbf{R}_i \cdot [\mathbf{p}(\tau) - \mathbf{p}(0)]} \rangle = \left(1 + \frac{D^2}{\pi^2 T^2} \sin^2 \pi T \tau \right)^{-\frac{1}{4K} |\mathbf{R}_i|^2}. \quad (\text{C10})$$

From the correlation function [\(C8\)](#) we find in the limit $T^{-1} \gg \tau \gg D^{-1}$ the result $\langle e^{i\mathbf{R}_i \cdot [\mathbf{q}(\tau) - \mathbf{q}(0)]} \rangle \sim |\tau|^{-2\Delta}$, from which we can identify the scaling dimension $\Delta = K \frac{1}{4} |\mathbf{R}_i|^2$. Similarly, from Eq. [\(C10\)](#) we find $\Delta = K^{-1} \frac{1}{4} |\mathbf{R}_i|^2$ for the operator $e^{i\frac{1}{2}\mathbf{R}_i \cdot \mathbf{p}}$. For the operator $e^{i\frac{1}{2}(\mathbf{R}_i - \mathbf{R}_j) \cdot \mathbf{p}}$, used in Eqs. [\(4.10\)](#) and [\(5.3\)](#), we have instead $\Delta = 2K^{-1}$.

3. The correlation function $\langle e^{i\frac{1}{\sqrt{M}}[P(\tau)-P(0)]} \rangle$

Let us calculate the correlator $\langle e^{i\frac{1}{\sqrt{M}}[P(\tau)-P(0)]} \rangle$ by using the action $S[P]$ given in Eq. (C2) above. We introduce $B(-\omega_n) = \frac{1}{\sqrt{M}}[e^{i\omega_n\tau} - 1]$ which allows us to write

$$\langle e^{i\frac{1}{\sqrt{M}}[P(\tau)-P(0)]} \rangle_P = \langle e^{Ti\sum_{i\omega_n} B(-\omega_n)P(\omega_n)} \rangle_P \quad (\text{C11})$$

$$= \exp -\frac{\pi T}{2} \sum_{i\omega_n} e^{-|\omega_n|/D} \frac{|\omega_n| + \frac{2M}{\pi} E_C}{|\omega_n|^2} \left| \frac{1}{\sqrt{M}} (e^{i\omega_n\tau} - 1) \right|^2 \quad (\text{C12})$$

$$\approx \left(\frac{1}{\sqrt{1 + D^2\tau^2}} \right)^{1/M} e^{-E_C|\tau|}, \quad (T \ll \tau^{-1}, E_C, D). \quad (\text{C13})$$

We used the following sums⁶⁵ ($\omega_n = 2\pi nT$) valid in the limit $D \gg T$,

$$T\pi \sum_{i\omega_n} e^{-|\omega_n|/D} \frac{1 - \cos \omega_n\tau}{|\omega_n|} = \frac{1}{2} \ln \left(1 + \frac{D^2}{\pi^2 T^2} \sin^2 \pi T\tau \right), \quad T\pi \sum_{i\omega_n} e^{-|\omega_n|/D} \frac{1 - \cos \omega_n\tau}{|\omega_n|^2} = \frac{\pi}{2} |\tau| (1 + T|\tau|). \quad (\text{C14})$$

Equation (C13) gives the correlation function when N_g is close to an integer, e.g., $N_g \approx 0$. For half-integer values, $N_g \approx 1/2$, we need to include the sum over winding number W and consider instead

$$C(\tau) = \langle e^{i\frac{1}{\sqrt{M}}[P(\tau)-P(0)]+2\pi iWT|\tau|} \rangle_{P,W} = \langle e^{i\frac{1}{\sqrt{M}}[P(\tau)-P(0)]} \rangle_P \langle e^{2\pi iWT|\tau|} \rangle_W, \quad (\text{C15})$$

where the average over W is evaluated with the help of $Z_0(N_g)$ in Eq. (B19). We find

$$\langle e^{2\pi iWT\tau} \rangle_W = Z_0(N_g)^{-1} \sum_{W=-\infty}^{\infty} e^{iN_g 2\pi W - \pi^2 T E_C^{-1} W^2} e^{i2\pi WT\tau} \quad (\text{C16})$$

$$= Z_0(N_g)^{-1} \vartheta(N_g + T\tau; i\pi T E_C^{-1}), \quad (\text{C17})$$

where $Z_0(N_g) = \vartheta(N_g; i\pi T E_C^{-1})$. At large E_C/T , we can use the asymptotic

$$Z_0(N_g)^{-1} \vartheta(N_g + T\tau; i\pi T E_C^{-1}) \approx e^{-2N_g E_C |\tau|}. \quad (\text{C18})$$

We find then Eq. (4.9) of the main text:

$$C(\tau) \equiv \langle e^{i\frac{1}{\sqrt{M}}[P(\tau)-P(0)]+2\pi iWT|\tau|} \rangle_{P,W} \approx \left(\frac{1}{\sqrt{1 + D^2\tau^2}} \right)^{1/M} e^{-E_C^*|\tau|} = \begin{cases} \left(\frac{1}{D\tau} \right)^{1/M}, & 1/D \ll \tau, 1/E_C^* \\ e^{-E_C^*|\tau|}, & \tau \ll 1/D \ll 1/E_C^* \end{cases}, \quad (\text{C19})$$

where $E_C^* = 2E_C(\frac{1}{2} - N_g)$.

Appendix D: Average charge

We have from Eqs. (3.1) the charge operator

$$N = -\frac{1}{2E_C} \frac{dH}{dN_g} + N_g. \quad (\text{D1})$$

For calculating $\langle N \rangle$, it is therefore convenient to find the N_g -dependent part of the average energy $\langle H \rangle$.

1. Weak tunneling limit

Let us first derive the average charge in the absence of tunneling. It is of course very easily obtained from the charging energy term of the Hamiltonian (3.1) and one finds $\langle N \rangle = \lfloor N_g + \frac{1}{2} \rfloor$ where $\lfloor \dots \rfloor$ is the floor function. (The charge steps are 1e-periodic since the topological superconductor can host an odd number of electrons.) This result is obtained from the partition function (B19) as we show below.

We are interested in the N_g -dependent part of the average energy, which is obtained as $\langle H \rangle = -Z^{-1} \partial_\beta Z = -\partial_\beta \ln Z$ in general. Ignoring the N_g -independent con-

tributions, we find the average energy,

$$\langle H \rangle = -\frac{\partial_\beta Z_0(N_g)}{Z_0(N_g)}, \quad (\text{D2})$$

where $\beta = 1/T$ and

$$Z_0(N_g) = \sum_{W=-\infty}^{\infty} e^{iN_g 2\pi W - \pi^2 T E_C^{-1} W^2} = \vartheta(N_g; i\pi T E_C^{-1}). \quad (\text{D3})$$

For $E_C \gg T$, we can use the expansion of the theta function

$$\vartheta(N_g; i\pi T E_C^{-1}) \approx \sqrt{\frac{E_C}{T\pi}} \exp\left[-(E_C/T)\left(\left\{N_g - \frac{1}{2}\right\} - \frac{1}{2}\right)^2\right], \quad (\text{D4})$$

where $\{\dots\}$ is the positive fractional part. Using it, we find

$$\langle H \rangle = -\partial_\beta \ln \vartheta(N_g; i\pi T E_C^{-1}) \quad (\text{D5})$$

$$\approx E_C \left(\left\{N_g - \frac{1}{2}\right\} - \frac{1}{2}\right)^2, \quad (\text{D6})$$

for the ground state energy. Upon taking the derivative, we obtain $\langle N \rangle = N_g - (\{N_g - \frac{1}{2}\} - \frac{1}{2}) = \lfloor N_g + \frac{1}{2} \rfloor$. Next, we will calculate the leading correction to this result due to weak tunneling between the island and the leads.

The leading correction to ground state energy comes from a process where an electron tunnels through the junction i into the island (or the lead) and returns through the same junction within a time $\sim 1/E_C$. The correction to charge due to finite tunneling is most convenient to calculate in the fermionic formalism, by using the tunneling action (4.7). This action corresponding to tunneling into a Majorana mode is valid in the limit of strong superconductor, $\Delta_P \gg E_C$. We will comment on the opposite case below.

From the tunneling action (4.7) in the Hamiltonian formalism, we find the 2nd order correction to ground state energy,

$$\delta E_{gs}^{(2)} \approx -\nu \sum_i (Dt_i)^2 \left(\ln \frac{D}{\Delta E_{+1}} + \ln \frac{D}{\Delta E_{-1}} \right), \quad (\text{D7})$$

where $\nu \sim 1/D$ is the density of states (inverse bandwidth) of the lead and we denote $\Delta E_{\pm 1}$ the energy required to add/remove an electron from the island. For example, in the $N_g \approx 0$ valley we have $\Delta E_{\pm 1} = E_C(1 \mp 2N_g)$. Upon taking the N_g -derivative of Eq. (D7), we find the leading correction to the average charge

$$\delta \langle N \rangle^{(2)} = \sum_i \frac{g_i \Delta_P}{E_C} \frac{N_g}{(\frac{1}{4} - N_g^2)}, \quad (\text{D8})$$

in the valley $-1/2 < N_g < 1/2$. We also set the bandwidth $D \sim E_C$ and used the running coupling $t_i(D) \sim \sqrt{g_i} \sqrt{\Delta_P/D}$ from Eq. (4.6). Equations (D7)–(D8) become invalid in the narrow regions where N_g is within $\sim Mg\Delta_P/E_C$ of a charge degeneracy point,

in which case for example $\delta \langle N \rangle^{(2)}$ becomes of order 1. This estimate of the regime of strong charge fluctuations around the charge degeneracy point agrees with the estimate (4.14) obtained in the main text. Equation (D8) gives the result used in Sec. VI A in the strong superconductor limit, $\Delta_P \gg E_C$.

In the case of weak superconductivity ($\Delta_P \ll E_C$), the above estimates $\delta E_{gs}^{(2)}$ and $\langle N \rangle^{(2)}$ change as one needs to sum over intermediate energies of the virtual quasiparticles in the island, see Eq. (5.5). This leads then to the result $\delta \langle N \rangle^{(2)} \sim \sum_i g_i \ln \frac{1+2N_g}{1-2N_g}$ obtained in Ref. 52.

2. Strong tunneling limit

In this Appendix we derive the correction to ground state charge from weak backscattering at the junctions. Our discussion is similar to Ref. 9 where a normal state dot is considered ($\Delta_P \rightarrow 0$). In the absence of any backscattering ($r_i = 0$) we have $\langle N \rangle = N_g$.

In order to calculate the leading-order backscattering correction to $\langle N \rangle$, we can calculate the correction to ground state energy by using $\langle H \rangle = -Z^{-1} \partial_\beta Z$ and then take the N_g -derivative as in Eq. (D1). Upon integrating out the total charge mode Q , we obtain an effective action with a backscattering perturbation

$$S_r = E_C \int d\tau \sum_j r_j(E_C) \cos(\mathbf{R}_j \cdot \mathbf{q} + 2\frac{1}{M}\pi N_g), \quad (\text{D9})$$

where we took the bandwidth $D \sim E_C$. This result is valid in both cases of strong ($\Delta_P \gg E_C$) and weak ($\Delta_P \ll E_C$) superconductivity. In the former limit it is obtained from the action (4.3) and in the latter limit from Eq. (5.1). We have respectively $r_j(E_C) \sim (E_C/\Delta_P)\sqrt{1-g_j}$ and $r_j(E_C) \sim \sqrt{1-g_j}$ in Eq. (D9), in the limit $g_j \approx 1$.

Upon expanding the partition function perturbatively in S_r , the leading term is in 2nd order $\propto r_j^2$. However, this contribution is N_g -independent and thus does not modify $\langle N \rangle$. The leading N_g -dependent term is in order M perturbation theory $Z^{(M)} \sim \left\langle \prod_{j=1}^M E_C \int d\tau_j r_j \cos[\mathbf{R}_j \cdot \mathbf{q}(\tau_j) + 2\frac{1}{M}\pi N_g] \right\rangle$ which is non-vanishing since $\sum_j \mathbf{R}_j = 0$. The integrals over imaginary-time can be easily calculated by using Eq. (C8). The integrals only depend on the differences and are UV-divergent when $\tau_i - \tau_j \rightarrow 0$. This integration then yields $Z^{(M)} \sim (E_C/T)(\prod_j r_j(E_C)) \cos 2\pi N_g$ and the correction to ground state energy $\delta E_{gs}^{(M)} \propto E_C(\prod_j r_j(E_C)) \cos 2\pi N_g$. By taking the N_g derivative and substituting $r_j(E_C) \sim (E_C/\Delta_P)\sqrt{1-g_j}$ in the limit $\Delta_P \gg E_C$, we obtain the correction to $\langle N \rangle$ introduced in the main text, Eq. (6.2) [Eq. (6.1) is obtained similarly]. In the limit of weak superconductivity we substitute $r_j(E_C) \sim \sqrt{1-g_j}$ and find Eq. (6.3).

Appendix E: Current operator and Kubo formula for conductance

In this Appendix we outline how the linear conductance presented in Sec. VI is calculated by using the Kubo formula. We follow closely Ref. 53.

The dc conductance matrix is given by⁶⁶

$$G_{ij} = i \lim_{\omega \rightarrow 0} \omega^{-1} \lim_{i\omega_n \rightarrow \omega + i0^+} \int d\tau e^{i\omega_n \tau} \langle T_\tau I_i(\tau) I_j(0) \rangle, \quad (\text{E1})$$

where $I_i = -e \frac{1}{\pi} \partial_t \varphi_i$ is the current operator for junction i . In the two sections below, we use the Kubo formula to evaluate the conductance at low temperatures $T \ll E_C$.

1. Weak tunneling limit

In the Coulomb valley, the tunneling action is given by Eq. (4.10), corresponding to electron tunneling from lead i to lead j without changing the charge of the island. By using the equation of motion for φ_i , we obtain the current operator

$$I_i = -e \frac{1}{2} D \sum_j \lambda_{ij}(D) \sin \frac{1}{2} [\mathbf{R}_i - \mathbf{R}_j] \cdot \mathbf{p}. \quad (\text{E2})$$

By using the current operator in the Kubo formula (E1), we find

$$G_{ij} = i (e \frac{1}{2} D)^2 \sum_{i' \neq i, j' \neq j} \lambda_{ii'}(D) \lambda_{jj'}(D) \lim_{\omega \rightarrow 0} \omega^{-1} \lim_{i\omega_n \rightarrow \omega + i0^+} \int d\tau e^{i\omega_n \tau} \left\langle T_\tau \sin \frac{1}{2} [\mathbf{R}_i - \mathbf{R}_{i'}] \cdot \mathbf{p}(\tau) \sin \frac{1}{2} [\mathbf{R}_j - \mathbf{R}_{j'}] \cdot \mathbf{p}(0) \right\rangle \quad (\text{E3})$$

We have

$$\left\langle T_\tau \sin \frac{1}{2} [\mathbf{R}_i - \mathbf{R}_{i'}] \cdot \mathbf{p}(\tau) \sin \frac{1}{2} [\mathbf{R}_j - \mathbf{R}_{j'}] \cdot \mathbf{p}(0) \right\rangle = \frac{1}{(2i)^2} \sum_{\sigma\sigma'} \left\langle T_\tau e^{i\sigma \frac{1}{2} [\mathbf{R}_i - \mathbf{R}_{i'}] \cdot \mathbf{p}(\tau)} e^{i\sigma' \frac{1}{2} [\mathbf{R}_j - \mathbf{R}_{j'}] \cdot \mathbf{p}(0)} \right\rangle \quad (\text{E4})$$

$$= -\frac{1}{2} (\delta_{i'j} \delta_{ij'} + \delta_{ij} \delta_{i'j'}) \left\langle T_\tau e^{i \frac{1}{2} [\mathbf{R}_j - \mathbf{R}_{j'}] \cdot \mathbf{p}(\tau)} e^{-i \frac{1}{2} [\mathbf{R}_j - \mathbf{R}_{j'}] \cdot \mathbf{p}(0)} \right\rangle \quad (\text{E5})$$

and

$$\left\langle T_\tau e^{i \frac{1}{2} [\mathbf{R}_j - \mathbf{R}_{j'}] \cdot \mathbf{p}(\tau)} e^{-i \frac{1}{2} [\mathbf{R}_j - \mathbf{R}_{j'}] \cdot \mathbf{p}(0)} \right\rangle = \left(\frac{D}{\pi T} \sin \pi T \tau \right)^{-K^{-1} \frac{1}{2} |\mathbf{R}_j - \mathbf{R}_{j'}|^2}. \quad (\text{E6})$$

where $K = 2$ in the superconducting case and $K = 1$ in the normal case, and $\frac{1}{4} |\mathbf{R}_{j'} - \mathbf{R}_j|^2 = 2$ for $j \neq j'$. Thus, $\Delta = 1$ and $\Delta = 2$ in the superconducting and normal cases. Thus

$$G_{ij} = -i (-e \frac{1}{2} D)^2 \lim_{\omega \rightarrow 0} \omega^{-1} \lim_{i\omega_n \rightarrow \omega + i0^+} \frac{1}{2} \left(\lambda_{ij}(D)^2 [1 - \delta_{ij}] - \delta_{ij} \sum_{i' \neq i} \lambda_{ii'}(D)^2 \right) \int d\tau e^{i\omega_n \tau} \left(\frac{D}{\pi T} \sin \pi T \tau \right)^{-4K^{-1}}. \quad (\text{E7})$$

We take the real part and use the integral in the limit $\omega_n \rightarrow 0$,

$$\int_{D^{-1}}^{T^{-1} - D^{-1}} d\tau \frac{1 - \cos \omega_n \tau}{\left(\frac{D}{\pi T} \sin \pi T \tau \right)^\nu} = -i \omega_n \left(\frac{\pi T}{D} \right)^\nu \frac{1}{2\pi T^2} B\left(\frac{1}{2}, \frac{\nu}{2}\right), \quad (\text{E8})$$

where B is the beta function. We find

$$G_{ij} = \frac{e^2 \pi^2}{h} \frac{\pi^2}{8} \left(\lambda_{ij}(D)^2 [1 - \delta_{ij}] - \delta_{ij} \sum_{i' \neq i} \lambda_{ii'}(D)^2 \right) \left(\frac{\pi T}{D} \right)^{-2+4K^{-1}} B\left(\frac{1}{2}, 2K^{-1}\right). \quad (\text{E9})$$

In the superconducting case we have $\lambda_{ij}(D) \approx \sqrt{g_i g_j} \Delta_P / E_C^*$ with logarithmic corrections, see Sec. IV A 1. Thus, in the superconducting case

($K = 2$),

$$G_{ij} = \frac{e^2 \pi^2}{h} \frac{\pi^2}{4} g_i (g_j - \delta_{ij} g_\Sigma) \left(\frac{\Delta_P}{E_C^*} \right)^2 \left[\frac{\ln(e E_C / T_K)}{\ln(e T / T_K)} \right]^2, \quad (\text{E10})$$

where we have included the logarithmic corrections. This is Eq. (6.5) of the main text. In the normal case ($K = 1$), we have for $D \ll E_C^*$ the running coupling $\lambda_{ij}(D) \rightarrow \lambda_{ij}(D)\sqrt{g_i g_j} D/E_C^*$, in the notation of Sec. VA1. Thus, we find

$$G_{ij} = \frac{e^2}{h} \frac{\pi^2}{6} g_i (g_j - \delta_{ij} g_\Sigma) \left(\frac{\pi T}{E_C^*} \right)^2, \quad (\text{E11})$$

where $g_\Sigma = \sum_i g_i$.

We can also use Eq. (E9) in the case of strong tunneling when $\Gamma \gg \Delta_P$ in which case tunneling becomes weak in the temperature interval $\Delta_P \ll T \ll \Gamma$. In this limit, we have $\lambda_{ij}(D) = \lambda_{ij}(\Gamma)(D/\Gamma)$, see discussion in Sec. VB above Eq. (5.17). Therefore, from Eq. (E9) with $K = 1$ we find,

$$G_{ij} = \frac{e^2}{h} \left(\lambda_{ij}(\Gamma)^2 - \delta_{ij} \sum_k \lambda_{ik}(\Gamma)^2 \right) \left(\frac{T}{\Gamma} \right)^2, \quad (\text{E12})$$

which was given in Eq. (6.11) of the main text.

2. Strong tunneling limit

In the strong tunneling limit, it is easiest to work in terms of the φ variables. The current operator is then

$I_i = -e \frac{1}{\pi} \partial_t \varphi_i$ and the Kubo formula becomes (E1)

$$G_{ij} = i \frac{e^2 T}{\pi^2} \lim_{\omega \rightarrow 0} \omega \lim_{i\omega_n \rightarrow \omega + i0^+} \langle \varphi_i(-i\omega_n) \varphi_j(i\omega_n) \rangle. \quad (\text{E13})$$

This form for the conductance is best suited for calculations in the strong tunneling limit.

We can write

$$\langle \varphi_i(-i\omega_n) \varphi_j(i\omega_n) \rangle = \frac{1}{Z_J} \frac{\delta}{\delta J_i(i\omega_n)} \frac{\delta}{\delta J_j(-i\omega_n)} Z_J \Big|_{J=0}, \quad (\text{E14})$$

where

$$Z_J = \int \mathcal{D}\varphi_j e^{-S - S_J}, \quad S_J = - \sum_{\omega_n} \sum_j J_j(-i\omega_n) \varphi_j(i\omega_n). \quad (\text{E15})$$

In the presence of charging energy, the proper variables are \mathbf{q} and Q , Eq. (4.2). In terms of these variables we have

$$S = S_0 - D \int d\tau \sum_j r_j(D) \cos(\mathbf{R}_j \cdot \mathbf{q} + 2 \frac{1}{\sqrt{M}} Q), \quad (\text{E16})$$

$$S_0 = \frac{1}{\pi} T \sum_{i\omega_n} \frac{1}{K} |\omega_n| (|\mathbf{q}(\omega_n)|^2 + |Q(\omega_n)|^2) + E_C \int d\tau (\frac{1}{\pi} \sqrt{M} Q - N_g)^2, \quad (\text{E17})$$

$$S_J = - \sum_{i\omega_n} \sum_j J_j(-i\omega_n) [\frac{1}{2} \mathbf{R}_j \cdot \mathbf{q}(i\omega_n) + \frac{1}{\sqrt{M}} Q(i\omega_n)]. \quad (\text{E18})$$

In order to describe both normal and superconducting islands, we have included in S_0 a factor K which is 1 in the normal case ($D \gg \Delta_P$) and 2 in the topological superconducting case ($D \ll \Delta_P$). Likewise, in the former case the reflection amplitude is irrelevant under RG flow, $r_i(D) = (D/\Delta_P)^{K-1} \sqrt{1-g_i}$, where $E_C \ll D \ll \Delta_P$. The above action thus allows us to cover both actions (4.3) (when $\Delta_P \gg E_C$) and (5.1) (when $\Delta_P \ll E_C$).

Expanding e^{-S-S_J} in perturbation theory in reflection, we find to second order in r_j ,

$$e^{-S-S_J} = e^{-S_0-S_J} \left(1 + \frac{1}{2} D^2 \int d\tau_1 \int d\tau_2 \sum_{j_1 j_2} r_{j_1} r_{j_2} \cos[\mathbf{R}_{j_1} \cdot \mathbf{q}(\tau_1) + 2 \frac{1}{\sqrt{M}} Q(\tau_1)] \cos[\mathbf{R}_{j_2} \cdot \mathbf{q}(\tau_2) + 2 \frac{1}{\sqrt{M}} Q(\tau_2)] \right) \quad (\text{E19})$$

$$= e^{-S_0-S_J} \left(1 + \frac{1}{2} D^2 \int d\tau_1 \int d\tau_2 \sum_{j_1 j_2} r_{j_1} r_{j_2} \frac{1}{4} \sum_{\sigma_1, \sigma_2 = \pm} e^{\sum_{i\omega_n} \mathbf{A}(-i\omega_n) \cdot \mathbf{q}(i\omega_n)} e^{\sum_{i\omega_n} B(-i\omega_n) Q(i\omega_n)} \right) \quad (\text{E20})$$

where

$$\mathbf{A}(-i\omega_n) = iT (\sigma_1 e^{i\omega_n \tau_1} \mathbf{R}_{j_1} + \sigma_2 e^{i\omega_n \tau_2} \mathbf{R}_{j_2}), \quad B(-i\omega_n) = 2i \frac{1}{\sqrt{M}} T (\sigma_1 e^{i\omega_n \tau_1} + \sigma_2 e^{i\omega_n \tau_2}) \quad (\text{E21})$$

Thus,

$$Z_J = Z_0 \left\langle e^{-S_J} \left(1 + \frac{1}{2} D^2 \int d\tau_1 \int d\tau_2 \sum_{j_1 j_2} r_{j_1} r_{j_2} \frac{1}{4} \sum_{\sigma_1, \sigma_2 = \pm} e^{\sum_{i\omega_n} \mathbf{A}(-i\omega_n) \cdot \mathbf{q}(i\omega_n)} e^{\sum_{i\omega_n} B(-i\omega_n) Q(i\omega_n)} \right) \right\rangle_{S_0} \quad (\text{E22})$$

The averages over \mathbf{q} and Q can be done separately. For this, we have the following correlation functions,

$$\left\langle e^{\sum_{i\omega_n} \mathbf{C}(-i\omega_n) \cdot \mathbf{q}(i\omega_n)} \right\rangle_{S_0} = e^{\frac{1}{2} K T^{-1} \frac{\pi}{2} \sum_{i\omega_n} |\omega_n|^{-1} \mathbf{C}(i\omega_n) \cdot \mathbf{C}(-i\omega_n)}, \quad (\text{E23})$$

$$\left\langle e^{\sum_{i\omega_n} C(-i\omega_n) Q(i\omega_n)} \right\rangle_{S_0} = e^{\pi T^{-1} \frac{1}{2} \sum_{i\omega_n \neq 0} C(-\omega_n) (2K^{-1} |\omega_n| + \frac{2}{\pi} M E_C)^{-1} C(\omega_n)} e^{\frac{1}{4} T^{-1} \frac{\pi^2}{M E_C} C(0)^2} e^{T^{-1} C(0) \frac{\pi N q}{\sqrt{M}}}. \quad (\text{E24})$$

We find for ω_n , $T \ll E_C$,

$$\begin{aligned} & \langle \varphi_i(-i\omega_n) \varphi_j(i\omega_n) \rangle \\ &= \frac{\pi(\delta_{ij} - \frac{1}{M})}{2K^{-1} T |\omega_n|} + 2 \frac{\pi^2 D^2}{4K^{-2} |\omega_n|^2 T} \left(\frac{2e^\gamma M E_C}{2K^{-1} \pi D} \right)^{2K/M} \left(\frac{D}{E_C} \right)^{2K-2} R_{ij} \int_{D^{-1}}^{T^{-1}-D^{-1}} d\tau \frac{1 - \cos \omega_n \tau}{\left(\frac{D}{\pi T} \sin \pi T \tau \right)^{2K(1-\frac{1}{M})}}, \end{aligned} \quad (\text{E25})$$

where the factor $\left(\frac{D}{E_C} \right)^{2K-2}$ is absent in the normal case $K = 1$ ($D \gg \Delta_P$). We denote

$$R_{ij} = - \sum_{j_1} r_{j_1} (E_C)^2 \left(\delta_{jj_1} - \frac{1}{M} \right) \left(\delta_{ij_1} - \frac{1}{M} \right), \quad (\text{E26})$$

where $r_j(E_C)^2 = \left(\frac{E_C}{\Delta_P} \right)^{2K-2} (1 - g_{j_1})$. For roughly isotropic contacts, we have $R_{ij} \approx r(E_C)^2 \left(\frac{1}{M} - \delta_{ij} \right)$. We also used the following results for $\sigma_2 = -\sigma_1$ and $j_1 = j_2$ [which is the dominant contribution to Z_J , Eq. (E22)],

$$\left\langle e^{\sum_{i\omega_n} B(-i\omega_n) Q(i\omega_n)} \right\rangle_Q = \left\langle e^{2i \frac{1}{\sqrt{M}} \sigma_1 (Q(\tau_1) - Q(\tau_2))} \right\rangle_Q \approx \left(\frac{2e^\gamma M E_C}{g \pi D} \right)^{2K/M}. \quad (\text{E27})$$

and

$$e^{\frac{K}{2} T^{-1} \frac{\pi}{2} \sum_{i\omega_n} |\omega_n|^{-1} \mathbf{A}(i\omega_n) \cdot \mathbf{A}(-i\omega_n)} = e^{-(1-\frac{1}{M}) \frac{1}{2} K T \pi \sum_{i\omega_n} |\omega_n|^{-1} [1 - \cos \omega_n (\tau_1 - \tau_2)]} \quad (\text{E28})$$

$$= \left(\frac{D}{\pi T} \sin \pi T (\tau_1 - \tau_2) \right)^{-4(1-\frac{1}{M}) \frac{1}{2} K}. \quad (\text{E29})$$

The last integral in Eq. (E25) in the limit $\omega_n \rightarrow 0$ can be calculated by using the integral (E8) with $\nu = 2K(1 - \frac{1}{M})$. Thus, with the help of Eq. (E13) we obtain

$$G_{ij}/G_0 = K \left(\frac{1}{M} - \delta_{ij} \right) - \frac{\pi^2 K^2}{2} \left(\frac{\pi T}{E_C} \right)^{2K-2} \left(\frac{K e^\gamma M E_C}{\pi^2 T} \right)^{2K/M} B \left(\frac{1}{2}, K \left(1 - \frac{1}{M} \right) \right) R_{ij}. \quad (\text{E30})$$

where $G_0 = e^2/h$. This result covers both the normal ($T \gg \Delta_P$) and superconducting ($T \ll \Delta_P$) cases by setting the parameter $K = 1$ or 2 , respectively. In the superconducting case, $K = 2$, we obtain Eq. (6.7) of the main text. In the normal case, $T \gg \Delta_P$, i.e., $K = 1$, we find

$$G_{ij}/G_0 = \left(\frac{1}{M} - \delta_{ij} \right) - \frac{1}{2} \pi^2 \left(\frac{e^\gamma M E_C}{\pi^2 T} \right)^{2\frac{1}{M}} B \left(\frac{1}{2}, \left(1 - \frac{1}{M} \right) \right) R_{ij}. \quad (\text{E31})$$

This is Eq. (6.9) of the main text. In that equation, we have $b_M = \frac{1}{2} \pi^2 \left(\frac{e^\gamma M}{\pi^2} \right)^{2/M} B \left(\frac{1}{2}, \left(1 - \frac{1}{M} \right) \right)$; B is the beta function and $8.5 \leq b_M \leq 11.4$ for $M = 3, \dots, 6$. For $M = 4$, the temperature-dependence agrees with the result of two spinful leads in Ref. 53. Equation (E31) is valid at $E_C \gg T \gtrsim \Delta_P$ and the T -dependence arises from the renormalization of reflection amplitudes to scale T , see below Eq. (5.14). At $T \ll \Delta_P$, we can replace $T \rightarrow \Delta_P$ in Eq. (E31) and multiply the second term by a factor $(T/\Delta_P)^{2(1-\frac{2}{M})}$ as the reflection amplitudes get renormalized further.

We can also use the above method to evaluate the backscattering correction to conductance near the strong-coupling fixed point, $T \ll T_K$. We replace Eqs. (E16)–(E18) by

$$S = \frac{1}{2\pi} T \sum_{\omega_n} e^{-|\omega_n|/T_K} |\omega_n| |\mathbf{q}(\omega_n)|^2 - T_K \int d\tau \sum_j r_j(T_K) \cos(\mathbf{R}_j \cdot \mathbf{q} + 2\frac{1}{M}\pi N_g), \quad (\text{E32})$$

where T_K is now the UV cutoff and $r_j(T_K) \sim 1$. Instead of Eq. (E25) we now find (for $\omega_n, T \ll T_K$),

$$\begin{aligned} & \langle \varphi_i(-i\omega_n) \varphi_j(i\omega_n) \rangle \\ &= \frac{\pi(\delta_{ij} - \frac{1}{M})}{T|\omega_n|} - 2 \frac{\pi^2 T_K^2}{|\omega_n|^2 T} \sum_{j_1} r_{j_1}(T_K)^2 \left(\delta_{jj_1} - \frac{1}{M} \right) \left(\delta_{ij_1} - \frac{1}{M} \right) \int_{T_K^{-1}}^{T^{-1}-T_K^{-1}} d\tau \frac{1 - \cos \omega_n \tau}{\left(\frac{T_K}{\pi T} \sin \pi T \tau \right)^{4(1-\frac{1}{M})}}, \end{aligned} \quad (\text{E33})$$

and the conductance

$$G_{ij}/G_0 = 2 \left(\frac{1}{M} - \delta_{ij} \right) + 2\pi^2 B \left(\frac{1}{2}, 2 \left(1 - \frac{1}{M} \right) \right) \sum_{j_1} r_{j_1}(T_K)^2 \left(\delta_{jj_1} - \frac{1}{M} \right) \left(\delta_{ij_1} - \frac{1}{M} \right) \left(\frac{\pi T}{T_K} \right)^{2(1-\frac{2}{M})}, \quad (\text{E34})$$

which gives Eq. (6.6) of the main text upon setting $r_{j_1}(T_K)^2 \sim 1$ and $\sum_{j_1} (\delta_{jj_1} - \frac{1}{M}) (\delta_{ij_1} - \frac{1}{M}) = -(\frac{1}{M} - \delta_{ij})$.

-
- ¹ H. Grabert and M.H. Devoret, *Single Charge Tunneling: Coulomb Blockade Phenomena In Nanostructures*, Nato Science Series B: (Springer US, 2013).
- ² M. T. Tuominen, J. M. Hergenrother, T. S. Tighe, and M. Tinkham, “Experimental evidence for parity-based 2e periodicity in a superconducting single-electron tunneling transistor,” *Phys. Rev. Lett.* **69**, 1997–2000 (1992).
- ³ T. M. Eiles, John M. Martinis, and Michel H. Devoret, “Even-odd asymmetry of a superconductor revealed by the coulomb blockade of andreev reflection,” *Phys. Rev. Lett.* **70**, 1862–1865 (1993).
- ⁴ J. M. Hergenrother, M. T. Tuominen, and M. Tinkham, “Charge transport by andreev reflection through a mesoscopic superconducting island,” *Phys. Rev. Lett.* **72**, 1742–1745 (1994).
- ⁵ Travis M Eiles, Michel H Devoret, and John M Martinis, “Coulomb blockade of andreev reflection in the nsn single-electron transistor,” *Surface science* **305**, 536–540 (1994).
- ⁶ M. Houzet, D. A. Pesin, A. V. Andreev, and L. I. Glazman, “Quantum charge fluctuations in a superconducting grain,” *Phys. Rev. B* **72**, 104507 (2005), [cond-mat/0502657](#).
- ⁷ Jan von Delft and D.C. Ralph, “Spectroscopy of discrete energy levels in ultrasmall metallic grains,” *Physics Reports* **345**, 61173 (2001).
- ⁸ F. W. J. Hekking, L. I. Glazman, K. A. Matveev, and R. I. Shekhter, “Coulomb blockade of two-electron tunneling,” *Physical Review Letters* **70**, 4138–4141 (1993).
- ⁹ Igor L Aleiner, Piet Wibertus Brouwer, and Leonid I Glazman, “Quantum effects in coulomb blockade,” *Physics Reports* **358**, 309–440 (2002).
- ¹⁰ M. Pustilnik, B. van Heck, R. M. Lutchyn, and L. I. Glazman, “Quantum criticality in resonant andreev conduction,” *Phys. Rev. Lett.* **119**, 116802 (2017).
- ¹¹ Michał Papaj, Zheng Zhu, and Liang Fu, “Multichannel charge kondo effect and non-fermi-liquid fixed points in conventional and topological superconductor islands,” *Phys. Rev. B* **99**, 014512 (2019).
- ¹² Liang Fu, “Electron teleportation via majorana bound states in a mesoscopic superconductor,” *Phys. Rev. Lett.* **104**, 056402 (2010).
- ¹³ B. van Heck, R. M. Lutchyn, and L. I. Glazman, “Conductance of a proximitized nanowire in the Coulomb blockade regime,” *Phys. Rev. B* **93**, 235431 (2016), [arXiv:1603.08258 \[cond-mat.mes-hall\]](#).
- ¹⁴ R. M. Lutchyn and L. I. Glazman, “Transport through a Majorana Island in the Strong Tunneling Regime,” *Phys. Rev. Lett.* **119**, 057002 (2017), [arXiv:1701.00184 \[cond-mat.supr-con\]](#).
- ¹⁵ R. M. Lutchyn, K. Flensberg, and L. I. Glazman, “Quantum charge fluctuations of a proximitized nanowire,” *Phys. Rev. B* **94**, 125407 (2016), [arXiv:1606.06756 \[cond-mat.mes-hall\]](#).
- ¹⁶ B. Béri and N. R. Cooper, “Topological Kondo Effect with Majorana Fermions,” *Phys. Rev. Lett.* **109**, 156803 (2012), [arXiv:1206.2224 \[cond-mat.mes-hall\]](#).
- ¹⁷ B. Béri, “Majorana-Klein Hybridization in Topological Superconductor Junctions,” *Phys. Rev. Lett.* **110**, 216803 (2013), [arXiv:1212.4465 \[cond-mat.mes-hall\]](#).
- ¹⁸ A. Altland and R. Egger, “Multiterminal Coulomb-Majorana Junction,” *Phys. Rev. Lett.* **110**, 196401 (2013), [arXiv:1212.6224 \[cond-mat.mes-hall\]](#).
- ¹⁹ A. Altland, B. Béri, R. Egger, and A. M. Tsvelik, “Multichannel Kondo Impurity Dynamics in a Majorana Device,” *Phys. Rev. Lett.* **113**, 076401 (2014), [arXiv:1312.3802 \[cond-mat.mes-hall\]](#).
- ²⁰ M. R. Galpin, A. K. Mitchell, J. Temaismithi, D. E. Logan, B. Béri, and N. R. Cooper, “Conductance fingerprint of Majorana fermions in the topological Kondo effect,” *Phys. Rev. B* **89**, 045143 (2014), [arXiv:1312.5971 \[cond-mat.str-el\]](#).
- ²¹ A. Altland, B. Béri, R. Egger, and A. M. Tsvelik, “Bethe

- ansatz solution of the topological Kondo model,” *Journal of Physics A Mathematical General* **47**, 265001 (2014), arXiv:1403.0113 [cond-mat.str-el].
- 22 L. Herviou, K. Le Hur, and C. Mora, “Many-terminal Majorana island: From topological to multichannel Kondo model,” *Phys. Rev. B* **94**, 235102 (2016), arXiv:1609.04307 [cond-mat.mes-hall].
- 23 Karen Michaeli, L. Aviad Landau, Eran Sela, and Liang Fu, “Electron teleportation and statistical transmutation in multiterminal majorana islands,” *Phys. Rev. B* **96**, 205403 (2017).
- 24 B. Béri, “Exact Nonequilibrium Transport in the Topological Kondo Effect,” *Phys. Rev. Lett.* **119**, 027701 (2017), arXiv:1610.03064 [cond-mat.mes-hall].
- 25 Kyrylo Snizhko, Francesco Buccheri, Reinhold Egger, and Yuval Gefen, “Parafermionic generalization of the topological kondo effect,” *Phys. Rev. B* **97**, 235139 (2018).
- 26 S. Plugge, L. A. Landau, E. Sela, A. Altland, K. Flensberg, and R. Egger, “Roadmap to majorana surface codes,” *Phys. Rev. B* **94**, 174514 (2016).
- 27 Sagar Vijay and Liang Fu, “Teleportation-based quantum information processing with majorana zero modes,” *Phys. Rev. B* **94**, 235446 (2016).
- 28 S. Plugge, A. Rasmussen, R. Egger, and K. Flensberg, “Majorana box qubits,” *New Journal of Physics* **19**, 012001 (2017), arXiv:1609.01697 [cond-mat.mes-hall].
- 29 T. Karzig, C. Knapp, R. M. Lutchyn, P. Bonderson, M. B. Hastings, C. Nayak, J. Alicea, K. Flensberg, S. Plugge, Y. Oreg, C. M. Marcus, and M. H. Freedman, “Scalable designs for quasiparticle-poisoning-protected topological quantum computation with Majorana zero modes,” *Phys. Rev. B* **95**, 235305 (2017), arXiv:1610.05289 [cond-mat.mes-hall].
- 30 R. M. Lutchyn, E. P. A. M. Bakkers, L. P. Kouwenhoven, P. Krogstrup, C. M. Marcus, and Y. Oreg, “Majorana zero modes in superconductor-semiconductor heterostructures,” *Nature Reviews Materials* **3**, 52–68 (2018).
- 31 S. M. Albrecht, A. P. Higginbotham, M. Madsen, F. Kuemmeth, T. S. Jespersen, J. Nygård, P. Krogstrup, and C. M. Marcus, “Exponential protection of zero modes in Majorana islands,” *Nature (London)* **531**, 206–209 (2016), arXiv:1603.03217 [cond-mat.mes-hall].
- 32 S. Vaitieknas, M. T. Deng, P. Krogstrup, and C. M. Marcus, “Flux-induced majorana modes in full-shell nanowires,” (2018), arXiv:1809.05513 [cond-mat.mes-hall].
- 33 Davydas Razmadze, Deividas Sabonis, Filip K. Malinowski, Gerbold C. Ménard, Sebastian Pauka, Hung Nguyen, David M.T. van Zanten, Eoin C.T. O’Farrell, Judith Suter, Peter Krogstrup, Ferdinand Kuemmeth, and Charles M. Marcus, “Radio-frequency methods for majorana-based quantum devices: Fast charge sensing and phase-diagram mapping,” *Phys. Rev. Applied* **11**, 064011 (2019).
- 34 Yuli V. Nazarov, “Coulomb blockade without tunnel junctions,” *Phys. Rev. Lett.* **82**, 1245–1248 (1999).
- 35 L. I. Glazman and K. A. Matveev, “Lifting of the coulomb blockade of one-electron tunneling by quantum fluctuations,” *Sov. Phys. JETP* **71**, 1031–1037 (1990).
- 36 K. A. Matveev, “Coulomb blockade at almost perfect transmission,” *Phys. Rev. B* **51**, 1743–1751 (1995).
- 37 R. M. Lutchyn, J. D. Sau, and S. Das Sarma, “Majorana Fermions and a Topological Phase Transition in Semiconductor-Superconductor Heterostructures,” *Phys. Rev. Lett.* **105**, 077001 (2010), arXiv:1002.4033 [cond-mat.supr-con].
- 38 Y. Oreg, G. Refael, and F. von Oppen, “Helical Liquids and Majorana Bound States in Quantum Wires,” *Phys. Rev. Lett.* **105**, 177002 (2010), arXiv:1003.1145.
- 39 Thierry Giamarchi, *Quantum physics in one dimension*, Vol. 121 (Clarendon press, 2003).
- 40 L. Fidkowski, R. M. Lutchyn, C. Nayak, and M. P. A. Fisher, “Majorana zero modes in one-dimensional quantum wires without long-ranged superconducting order,” *Phys. Rev. B* **84**, 195436 (2011), arXiv:1106.2598 [cond-mat.str-el].
- 41 We assume the wires to be farther than the s-wave coherence length from each other so that we can ignore Cooper pair tunneling between them.
- 42 Christina Knapp, Torsten Karzig, Roman M. Lutchyn, and Chetan Nayak, “Dephasing of majorana-based qubits,” *Phys. Rev. B* **97**, 125404 (2018).
- 43 Christina Knapp, Jukka I. Väyrynen, and Roman M. Lutchyn, “Number conserving analysis of measurement-based braiding with Majorana zero modes,” arXiv e-prints, arXiv:1909.10521 (2019), arXiv:1909.10521 [cond-mat.mes-hall].
- 44 Y. Oreg, G. Refael, and F. von Oppen, “Helical Liquids and Majorana Bound States in Quantum Wires,” *Phys. Rev. Lett.* **105**, 177002 (2010), arXiv:1003.1145 [cond-mat.mes-hall].
- 45 The Fourier transform is defined as $\varphi_{\alpha\sigma}(\tau) = T \sum_{\omega_n} e^{i\omega_n \tau} \varphi_{\alpha\sigma}(\omega_n)$.
- 46 Alexander Altland and Ben D Simons, *Condensed matter field theory* (Cambridge university press, 2010).
- 47 C. L. Kane and Matthew P. A. Fisher, “Transmission through barriers and resonant tunneling in an interacting one-dimensional electron gas,” *Phys. Rev. B* **46**, 15233–15262 (1992).
- 48 PW Anderson, “A poor man’s derivation of scaling laws for the Kondo problem,” *Journal of Physics C: Solid State Physics* **3**, 2436 (1970).
- 49 One may notice some similarity of Eqs. (4.16)–(4.17) with the charge Kondo RG equations,^{50,52} see Eqs. (5.6)–(5.8). An important effect of topological superconductivity is that the coupling J_{\perp} now acquires trivial scaling dimension 1/2 which significantly modifies the RG flow.
- 50 H. Yi, “Resonant tunneling and the multichannel Kondo problem: Quantum Brownian motion description,” *Phys. Rev. B* **65**, 195101 (2002), cond-mat/9912452.
- 51 K. A. Matveev, “Charge fluctuations under the coulomb blockade conditions,” *Physica B: Condensed Matter* **203**, 404–408 (1994).
- 52 K. A. Matveev, “Quantum fluctuations of the charge of a metal particle under the coulomb blockade conditions,” *Soviet physics, JETP* **72**, 892–899 (1991).
- 53 A. Furusaki and K. A. Matveev, “Theory of strong inelastic cotunneling,” *Phys. Rev. B* **52**, 16676–16695 (1995), cond-mat/9508018.
- 54 H. Yi and C. L. Kane, “Quantum Brownian motion in a periodic potential and the multichannel Kondo problem,” *Phys. Rev. B* **57**, R5579–R5582 (1998).
- 55 Ian Affleck, Masaki Oshikawa, and Hubert Saleur, “Quantum brownian motion on a triangular lattice and c=2 boundary conformal field theory,” *Nuclear Physics B* **594**, 535 – 606 (2001).
- 56 Younghyun Kim, David J. Clarke, and Roman M.

- Lutchyn, “Coulomb blockade in fractional topological superconductors,” *Phys. Rev. B* **96**, 041123 (2017).
- ⁵⁷ Ph Nozieres and André Blandin, “Kondo effect in real metals,” *Journal de Physique* **41**, 193–211 (1980).
- ⁵⁸ In the limit $\Delta_P \ll T_{CK}$ we reach the charge-Kondo fixed point and as a result have $J_{\perp}(\Delta_P) \sim 1/M$. In this case we find $T_K \sim \Delta_P/M$.
- ⁵⁹ M. V. Feigelman, A. Kamenev, A. I. Larkin, and M. A. Skvortsov, “Weak charge quantization on a superconducting island,” *Phys. Rev. B* **66**, 054502 (2002), [cond-mat/0203586](#).
- ⁶⁰ Apart from renormalization, the lowest order correction in $1-g_i$ to the sequential tunneling result $G_{ij}^{seq} \propto \frac{g_i(g_j - \delta_{ij}g_{\Sigma})}{g_{\Sigma}}$, Eq. (6.4), is also proportional to R_{ij} .
- ⁶¹ The crossover form of the conductance doubling is beyond this work but can be in principle estimated from the correction to Eq. (6.9) from perturbative p-wave pairing Δ_P .
- ⁶² C. L. Kane and M. P. A. Fisher, “Transport in a one-channel Luttinger liquid,” *Phys. Rev. Lett.* **68**, 1220–1223 (1992).
- ⁶³ Jacques Villain, “Theory of one-and two-dimensional magnets with an easy magnetization plane. ii. the planar, classical, two-dimensional magnet,” *Journal de Physique* **36**, 581–590 (1975).
- ⁶⁴ Lukasz Fidkowski, Jason Alicea, Netanel H. Lindner, Roman M. Lutchyn, and Matthew P. A. Fisher, “Universal transport signatures of majorana fermions in superconductor-luttinger liquid junctions,” *Phys. Rev. B* **85**, 245121 (2012).
- ⁶⁵ I.S. Gradshteyn, I.M. Ryzhik, and A. Jeffrey, *Table of Integrals, Series and Products 5th edn* (New York: Academic) (1994).
- ⁶⁶ G.D. Mahan, *Many-Particle Physics*, Physics of Solids and Liquids (Springer US, 2013).