

Purifying Real Images with an Attention-guided Style Transfer Network for Gaze Estimation

Yuxiao Yan^a, Yang Yan^a, Jinjia Peng^a, Huibing Wang^a, Xianping Fu^{a,*}

^a*Information Science and Technology College, Dalian Maritime University,
Dalian 116026, China*

Abstract

Recently, the progress of learning-by-synthesis has proposed a training model for synthetic images, which can effectively reduce the cost of human and material resources. However, due to the different distribution of synthetic images compared to real images, the desired performance cannot be achieved. Real images consist of multiple forms of light orientation, while synthetic images consist of a uniform light orientation. These features are considered to be characteristic of outdoor and indoor scenes, respectively. To solve this problem, the previous method learned a model to improve the realism of the synthetic image. Different from the previous methods, this paper try to purify real image by extracting discriminative and robust features to convert outdoor real images to indoor synthetic images. In this paper, we first introduce the segmentation masks to construct RGB-mask pairs as inputs, then we design a attention-guided style transfer network to learn style features separately from the attention and bkgd(background) region , learn content features from full and attention region. Moreover, we propose a novel region-level task-guided loss to restrain the features learnt from style and content. Experiments were performed using mixed studies (qualitative and quantitative) methods to demonstrate the possibility of purifying real images in complex directions. We evaluate the proposed method on three public datasets, including LPW, COCO and MPIIGaze. Extensive experimental results show that the proposed method is effective and achieves the state-of-

*Xianping Fu is corresponding author.

Email addresses: yuxiaoyan@dlmu.edu.cn (Yuxiao Yan), yanyang@dlmu.edu.cn (Yang Yan), pengjinjia@dlmu.edu.cn (Jinjia Peng), huibing.wang@dlmu.edu.cn (Huibing Wang), fxp@dlmu.edu.cn (Xianping Fu)

the-art results.

Keywords:

Gaze estimation, Style Transfer, Attention-guided Style Transfer Network, Learning-by-synthesis

1. Introduction

Appearance-based gaze estimation has recently progressed under outdoor conditions by using a large-scale real-image training data set with annotations through recent rises in high-capacity deep convolution networks. However, annotating training data sets requires a lot of manual labor. To solve this problem, a training model on a synthetic image is preferred because the annotations are automatically available. But this solution has a drawback, the distribution between the real image and the synthetic image is quite different. The distribution of synthetic images is more prone to indoor lighting, with slight variations depending on the synthesis method. On the other hand, due to the interference of light and other external factors, the distribution of real images is more complicated (prone to outdoor lighting), making the distribution of real images difficult to learn. Therefore, using synthetic images for training, the effects of testing in real scenes or on real image datasets will not be satisfactory. One solution is to attenuate the distribution of real images by improving the simulator, which can be expensive and time consuming. Another solution is to use unmarked actual data to improve the authenticity of the synthetic image from the simulator, such as SimGANs [1], these methods only learn the global features without considering local features[38][42]. In the gaze estimation task, after realization with simGANs, the shape of the pupil or the edge of the pupil might be changed, the gaze estimation error will be increased due to the wrong pupil center location. Thus, these methods cannot be applied to outdoor (field) scenes due to its weak training time and adaptability to different situations in the field.

In a different manner, we try to purify real image by extracting discriminative and robust features to convert outdoor real images to indoor synthetic images. Synthetic images is more regular and easy to learn, meanwhile, the annotations are automatically available.

Similar to traditional style transfer network [13] [12], we need to capture the synthetic image style and transfer the real image with synthetic images'

style but retaining the content of real image. Gatys et al.[13] proposed a method of using neural networks to capture artistic image styles and transfer them to real-world photos, Feifei Li et al.[12] proposed using a perceptual loss function to train feed-forward networks for image transformation tasks. The main difference with Gatys et al.[13] and Feifei Li et al.[12] is that images for gaze prediction need more-precise content information and more emphasis on image spatial arrangement of reservations.

To avoid changing the shape of the pupil or the edge of the pupil, we propose an attention-guided[41][39] style transfer network to learn both local and global features. The way to handle local features is to obtain the attention region (pupil or iris) by segmentation. Fortunately, with the rapid development of deep learning based image segmentation methods including FCN[33], SegNet[34], U-net[35], Mask R-CNN[36], we can obtain much better mask. With the mask, we can divide the eye image into two region: attention region (pupil, iris) and background region (skin and others). meanwhile, the attention region can contribute to gaze estimation in two respects. Firstly, the attention region can help removing the effects of texture features such as skin on pupil learning during feature learning in pixel-level. This can greatly improve the robustness of gaze estimator under various of background conditions. Secondly, the attention region contains pupil center information which can regarded as the most important features in gaze estimation.

To learn the style and content information from synthetic images, we First introduce the segmentation masks to construct RGB-mask pairs as inputs[14], then we design a attention-guided style transfer network to learn style features separately from the attention and bkgd(background) region , learn content features from full and attention region. For feature extraction, our work is most directly related to the work initiated by Gates et al.[13]. The feature map of the deep convolutional neural network with differentiated training is used to achieve the breakthrough performance of the transfer of painting style. We train a feed-forward feature extraction network for image transformation tasks. Our network aims to learn as much as possible on the premise of synthetic distribution, to minimize the loss of content transmission, and to solve the problem of insufficient spatial alignment information caused by the gram matrix. To achieve this goal, we propose a loss network with a novel task-guided loss, the attention region ,background region and full image region will be calculated in different task.

Our contributions are presented in this paper in four folds:

1. We took the first step to consider the attention region in style transfer

task and propose an attention-guided style transfer network to purify the real image, making it similar to indoor conditions while retaining annotation information. Different with previous work in refining the synthetic images with global features, we purified the real images with local and global features.

2. We proposed a loss network with a novel task-guided loss function to maximize the content of the real image and the distribution of the synthetic image.

3. Our network not only considers the RGB color channel, but uses the segmentation masks to construct RGB-mask pairs as inputs. We learned style features separately from the attention and bkgd(background) region and learned content features from full and attention region.

4. We proposed a hybrid research method (qualitative and quantitative) for experiments on two tasks. The results show that the proposed architecture significantly purified the real image compared with the baseline methods. Meanwhile, We achieve the state-of-the-art results on gaze estimation task.

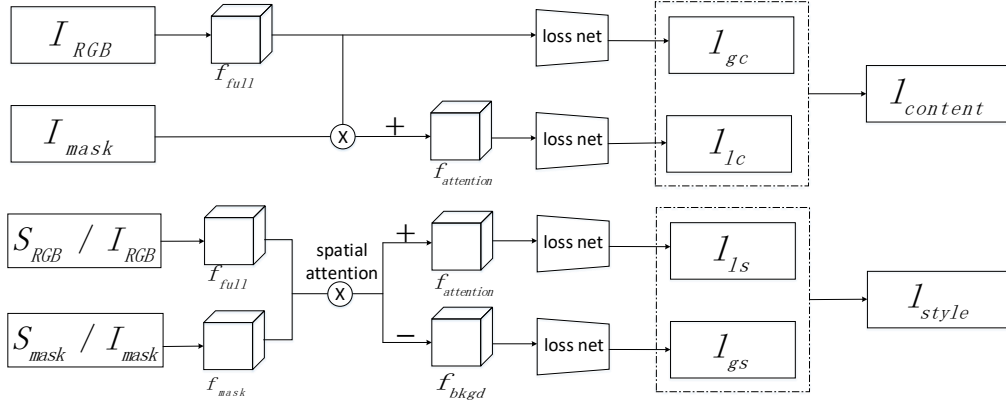


Figure 1: Framework of proposed attention-guided style transfer network for gaze estimation. It contains three multi-scale stages and a loss net to learn final features. There are three main streams which extracted from different regions of image, i.e., the full-stream f_{full} , the attention stream $f_{attention}$, the background stream f_{bkgd} . In the lower part is the attention subnet which generates a pair of attention-region maps and background-region maps. A region-level task-guided loss is implemented on the features learnt from three streams for two tasks: retaining the content of input image I_{RGB} and transferring the style from style image S_{RGB} with the input image mask I_{mask} and style image mask S_{mask} .

2. Related Works

2.1. Appearance-based gaze estimation

The appearance-based approach is believed to work better under natural light. Recent studies aim to better represent the appearance, Lu et al. [27] proposed a low fifteen-dimensional feature extraction method to calculate the gray value and the percentage of each area. Wang et al.[28] introduced a deep feature extracted from convolutional neural networks which has sparse characters and provides a effective solution for gaze estimation.

2.2. Eye image synthesis

There are four main categories of eye image synthesis methods: Optical Flow[2][3], 3D eye reconstruction[4][5], Model-based method [6] and GANs (Generative Adversarial Networks)[7]. These methods tune parameters to obtain high resolution eye images, which are coincide with the ground truth situation. Shrivastava et al.[7] used GANs to generate synthetic eye images using unlabeled real data and learnt a refiner model that improves the realism of these synthetic images.

2.3. Learning-by-synthesis

Learning-based methods perform well in appearance-based gaze estimation but require large amounts of training data. Wang et al.[3] proposed an appearance-based gaze estimation method by supervised adaptive feature extraction[17][20][16][15][18][45] and hierarchical mapping model[14][19][37][40][43][44], during which appearance synthesis method is proposed to increase the sample density. Sugano et al.[4] presented a learning-by-synthesis approach for appearance-based gaze estimation and trained a 3D gaze estimator by a large amount of cross-subject training data.

2.4. Style Transfer

Previous methods learn a model to improve the realism of synthetic images, instead we take the first step to purify real images to weaken the influence of light and convert the distribution of outdoor real image to that of indoor synthetic image. This can be seen as a style transfer task, global style transfer algorithms process an image by applying a spatially-invariant transfer function. Reinhard et al.[23] match the means and standard deviations between the input and reference style image after converting them into a decorrelated color space. Local style transfer algorithms based on spatial

color mappings are more expressive and can handle a broad class of applications such as transfer of artistic edits[13][22], weather and season change[24]. Similar to Gatys et al.[13], which proposed a novel approach using neural networks to capture the style of artistic images and transfer it to real-world photographs, and Feifei Li et al.[12] which proposed the use of perceptual loss function for training feed-forward networks for image transformation tasks. Our approach not only uses high-level feature representations of images from hidden layers of the VGG convolutional network to separate and reassemble content and style but also trains feed-forward networks to better calculate the loss of content and style.

3. Proposed Method

In brief, we reviewed the style transfer approach introduced by Gatys et al.[13] and Feifei Li et al. [12] which transfer the style image S_{RGB} into the input image I_{RGB} by learning the global features. Gatys et al.[13] generated the stylized image O_{RGB} by minimizing the objective function consisting of a content loss and a style loss. The Objective function can be represented as:

$$L_{total} = \sum_{l=1}^L \alpha_l L_{content}^l + \sum_{l=1}^L \beta_l L_{style}^l \quad (1)$$

where L is the total number of convolutional layers and l indicates the l -th convolutional layer of the deep convolutional neural network. α_l and β_l are the weights to configure layer preferences. Each layer with N_l distinct filters has N_l feature maps each of size M_l , where M_l is the height times the width of the feature map. So the responses in each layer l can be stored in a matrix $F[\cdot] \in R^{N_l \times M_l}$ where $F[\cdot]_{ij}$ is the activation of the i^{th} filter at position j in each layer l . The content loss, denoted as $L_{content}$, is simply the mean squared error between $F_l[O_{RGB}] \in R^{N_l \times M_l}$ and $F_l[I_{RGB}] \in R^{N_l \times M_l}$.

$$L_{content}^l = \frac{1}{N_l M_l} \sum_{ij} (F_l[O_{RGB}] - F_l[I_{RGB}])_{ij}^2 \quad (2)$$

The style loss, denoted as L_{style} , can be represented as:

$$L_{style}^l = \frac{1}{N_l^2} \sum_{ij} (G_l[O_{RGB}] - G_l[I_{RGB}])_{ij}^2 \quad (3)$$

Gram matrix $G_l[\cdot]$ is defined as the inner product between the vectored feature maps which is $F_l[\cdot]F_l[\cdot]^T \in R^{N_l \times N_l}$. Feifei Li et al.[12] consists of two components: an image transformation network f_W and a loss network ϕ , f_W is a deep residual convolutional network with weights W , it transforms I_{RGB} into O_{RGB} via mapping $O_{RGB} = f_W(I_{RGB})$. Loss network ϕ is used to minimize the loss between O_{RGB} and I_{RGB} , O_{RGB} and S_{RGB} with perceptual loss method. Loss between O_{RGB} and I_{RGB} is denoted as feature reconstruction ℓ_{feat} which can be represent as :

$$\ell_{feat}^{\phi,j}(O_{RGB}, I_{RGB}) = \frac{1}{C_j H_j W_j} \|\phi_j(O_{RGB}) - \phi_j(I_{RGB})\|_2^2 \quad (4)$$

where j is a convolutional layer and $\phi_j(\cdot)$ is a feature map of shape $C_j \times H_j \times W_j$. Loss between O_{RGB} and S_{RGB} is denoted as style reconstruction loss which is the squares Frobenius norm of the difference between the Gram matrices(similar with [13]) of O_{RGB} and I_{RGB} :

$$\ell_{style}^{\phi,j}(O, S) = \|G_j^\phi(O) - G_j^\phi(S)\|_2^2 \quad (5)$$

The Gram matrix can be computed efficiently by reshaping $\phi_j(\cdot)$ into a matrix ψ of shape $C_j \times H_j \times W_j$; then $G_j^\phi(\cdot) = \frac{\psi\psi^T}{C_j \times H_j \times W_j}$. Image O_{RGB} is generated by solving the problem

$$\begin{aligned} O_{RGB} = \arg \min_{I_{RGB}} & \alpha \ell_{feat}^{\phi,j}(O_{RGB}, I_{RGB}) \\ & + \beta \ell_{style}^{\phi,j}(O_{RGB}, S_{RGB}) + \theta \ell_{TV}(I_{RGB}) \end{aligned} \quad (6)$$

where α, β, θ are scalars.

As shown in Figure 1, there are three multi-scale stages and a loss net to learn final features. It contains three multi-scale stages and a loss net to learn final features. There are three main streams which extracted from different regions of image, i.e., the full-stream f_{full} , the attention stream $f_{attention}$, the background stream f_{bgd} . The full-stream f_{full} learns features from the raw images. Meanwhile, the attention stream $f_{attention}$ and the background stream f_{bgd} are learned attention features and background features with attention maps. The attention maps are generated by the attention subnet. Although the features of these three streams are learnt from same input, they actually learnt features quite different features, for example, the one learnt from backgrounds which contains almost none useful information related to

pupil center but contains the illumination information that can determine the difficulty of gaze estimation. To this end, a task-guided of constrains are added to restrain three features, with different task, the streams are designed to retaining the content of input image I_{RGB} and transferring the style from style image S_{RGB} with the input image mask I_{mask} and style image mask S_{mask} .

For the given input(style) image and mask pair (RGB-Mask), the framework first produced the feature map f_{full} and f_{mask} , then the attention subnet produces attention maps or a pair of contrastive attention maps and background maps as its source inputs. Through the loss net, we can separately calculate the content loss and the style loss. In the following subsections, we describe the details of the proposed method.

3.1. Attention Subnet

Given the input(style) image pair (RGB-Mask) as inputs, the attention subnet then produces attention maps which can be denoted as

$$att^+ = \sigma(weight * (f_{full}, f_{mask}) + b) \quad (7)$$

where σ is the sigmoid function, weight and b are the convolutional filter weights and bias. In the contrary, the background maps denoted as att^- , att^+ and att^- constitute a contrastive attention pair, for each location (i, j) which in the pair of attention maps and backgrounds maps should meet the constraint:

$$att^+(i, j) + att^-(i, j) = 1 \quad (8)$$

Thus, the stream of attention and background can be denoted as :

$$\begin{aligned} f_{attention} &= (f_{full}, f_{mask}) \otimes att^+ \\ f_{background} &= (f_{full}, f_{mask}) \otimes att^- \end{aligned} \quad (9)$$

where \otimes means the spatial weighting operation.

3.2. Loss network with region-level task-guided loss

With the attention maps described in last subsection, we further introduce the region-level triplet loss to enhance contrastive feature learning. After the attention operation, features from three main streams can be denoted as

f_{full} , $f_{attention}$ and $f_{background}$, f_{full} , $f_{attention}$ and $f_{background}$ are used to calculate region-level task-guided loss for two task: keep the content and style transfer.

Our loss network can be divided into two parts: Feature reconstruction loss(a) and Style reconstruction loss(b), feature reconstruction loss is denoted as ℓ_{feat} which is the summary of ℓ_{gc} and ℓ_{lc} , meanwhile, style reconstruction loss is denoted as ℓ_{style} which is the summary of ℓ_{gs} and ℓ_{ls} .

3.2.1. Feature reconstruction loss

Traditional feature reconstruction loss which known as content loss only takes the input image I_{RGB} as input and try to minimize the loss between the content of input image I_{RGB} and output image O_{RGB} without considering encoding content reconstructions. We address this problem with the image segmentation masks I_{mask} for the input images, the local feature of pupil region can be addressed when calculating the loss of f_{full} and $f_{attention}$. To visualise the image information that is encoded at different layers of the input image with masks, we perform gradient descent on a white noise image to find another image that matches the feature responses of the original image with mask. We then define the squared-error loss between the two feature representations

$$\ell_{feat}^l = \lambda_g \ell_{gc}^l + \lambda_l \ell_{lc}^l \quad (10)$$

$$\ell_{gc}^l = \sum_{c=1}^C \frac{1}{2N_l M_l} \sum_{ij} (F_{full}^{l,c}[O] - F_{full}^{l,c}[I])_{ij}^2 \quad (11)$$

$$\begin{aligned} \ell_{lc}^l = \sum_{c=1}^C \frac{1}{2N_l M_l} \sum_{ij} & (F_{full}^{l,c}[O] * F_{attention}^{l,c}[I] \\ & - F_{full}^{l,c}[I] * F_{attention}^{l,c}[I])_{ij}^2 \end{aligned} \quad (12)$$

where C is the number of channels in the semantic segmentation mask and l indicates the l -th convolutional layer of the deep convolutional neural network, $F_{full}[\cdot]$ is the f_{full} in each layer l with the channel c , $F_{attention}[\cdot]$ is the $f_{attention}$ in each layer l with the channel c , λ_g is the weight to configure layer preferences of global losses, λ_l is the weight to configure layer preferences of local losses.

Each layer with N_l distinct filters has N_l feature maps each of size M_l , where M_l is the height times the width of the feature map. So the responses in each layer l can be stored in a matrix $F[\cdot] \in R^{N_l \times M_l}$ where $F[\cdot]_{ij}$ is the activation of the i^{th} filter at position j in each layer l . As minimizing ℓ_{feat} , the image content and overall spatial structure are preserved but color, texture, and exact shape are not.

3.2.2. Style reconstruction loss

Feature Gram matrices are effective at representing texture, because they capture global statistics across the image due to spatial averaging. Since textures are static, averaging over positions is required and makes Gram matrices fully blind to the global arrangement of objects inside the reference image. So if we want to keep the global arrangement of objects, make the gram matrices more controllable to compute over the exact region of entire image, we need to add some texture information to the image.

Instead of taking input image I_{RGB} and style image S_{RGB} as inputs, we take the input image I_{RGB} and style image S_{RGB} with their mask I_{mask} and S_{mask} as pair inputs. To learn the skin style and pupil style respectively, we denote the pupil region as attention region and extract attention maps $f_{attention}$ from both style image and input image, meanwhile, the skin region denoted as background region and product background maps $f_{background}$ from style image and input image. We then define the squared-error loss between the two region feature representations

$$\ell_{style}^l = \lambda_g \ell_{gs}^l + \lambda_l \ell_{ls}^l \quad (13)$$

$$\ell_{gs}^l = \sum_{c=1}^C \frac{1}{4N_{l,c}^2 M_{l,c}^2} \sum_{ij} \left(G_{bgd}^{l,c}[O] - G_{bgd}^{l,c}[S] \right)_{ij}^2 \quad (14)$$

$$\ell_{ls}^l = \sum_{c=1}^C \frac{1}{4N_{l,c}^2 M_{l,c}^2} \sum_{ij} \left(G_{attention}^{l,c}[O] - G_{attention}^{l,c}[S] \right)_{ij}^2 \quad (15)$$

where C is the number of channels in the semantic segmentation mask and l indicates the l -th convolutional layer of the deep convolutional neural network. Each layer with N_l distinct filters has N_l feature maps each of size M_l , where M_l is the height times the width of the feature map. So the responses in each layer l can be stored in a matrix $F[\cdot] \in R^{N_l \times M_l}$ where $F[\cdot]_{ij}$ is the

activation of the i^{th} filter at position j in each layer l . $G^{l,c}[\cdot]$ be denoted as follows:

$$G_{bkgd}^{l,c}[O] = (F_{full}^{l,c}[O] * F_{bkgd}^{l,c}[I]) * (F_{full}^{l,c}[O] * F_{bkgd}^{l,c}[I])^T \quad (16)$$

$$G_{bkgd}^{l,c}[S] = (F_{full}^{l,c}[S] * F_{bkgd}^{l,c}[S]) * (F_{full}^{l,c}[S] * F_{bkgd}^{l,c}[S])^T \quad (17)$$

$$G_{attention}^{l,c}[O] = (F_{full}^{l,c}[O] * F_{attention}^{l,c}[I]) * (F_{full}^{l,c}[O] * F_{attention}^{l,c}[I])^T \quad (18)$$

$$G_{attention}^{l,c}[S] = (F_{full}^{l,c}[S] * F_{attention}^{l,c}[S]) * (F_{full}^{l,c}[S] * F_{attention}^{l,c}[S])^T \quad (19)$$

where $F_{full}[\cdot]$ is the f_{full} in each layer l with the channel c , $F_{attention}[\cdot]$ is the $f_{attention}$ in each layer l with the channel c , $F_{background}[\cdot]$ is the $f_{background}$ in each layer l with the channel c , λ_g is the weight to configure layer preferences of global losses, λ_l is the weight to configure layer preferences of local losses.

We formulate the style transfer objective by combining both two components together:

$$L_{total} = \sum_{l=1}^L \alpha_l \ell_{feat}^l + \sum_{l=1}^L \beta_l \ell_{style}^l \quad (20)$$

where L is the total number of convolutional layers and l indicates the l -th convolutional layer of the deep convolutional neural network. α_l and β_l are the weights to configure layer preferences. ℓ_{feat} is the content loss (Eq.(10)) and ℓ_{style} is the style loss (Eq.(13)). α_l, β_l are scalars, $\alpha_l = 10^2, \beta_l = 10^4$, in all cases the hyperparameters α_l, β_l are exactly the same. We find that unconstrained optimization of Equation 18 typically results in images whose pixels fall outside the range $[0, 255]$. For a more fair comparison with our method whose output is constrained to this range, for the baseline we minimize Equation 18 using projected L-BFGS. Image O is generated by solving the problem

$$O = \arg \min_I L_{total} + \theta \ell_{TV}(I) \quad (21)$$

where I is initialized with white noise. The advantage of this solution is that the requirement for mask is not too precise. It does not only retain the desired structural features, but also enhance the estimation of the pupil and iris information during the reconstruction of the style.

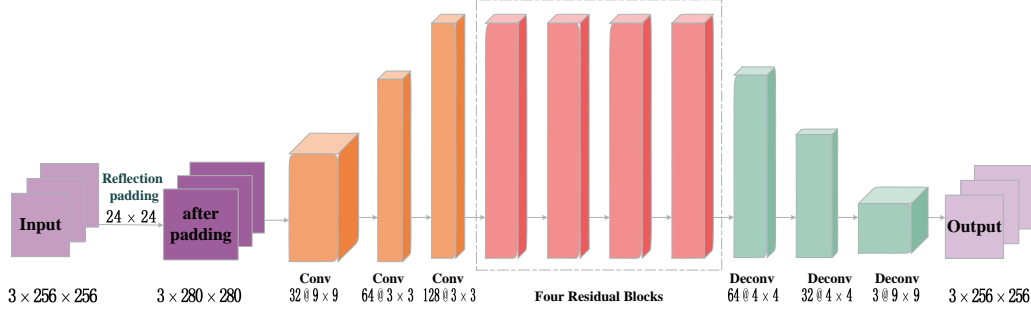


Figure 2: The overview of feature extraction network. The first and last layers use 9×9 kernels, all other deconvolutional layers use 4×4 kernels with padding 1 and convolutional layers use 3×3 kernels with padding 0.

3.3. Feature extraction network

Our feature extraction network roughly follow the architectural guidelines set forth by [25]. However, from [26] we know that the standard approach of producing images with deconvolution has some conceptually simple issues that lead to artifacts in produced images. Inspired by [26], we modified the structure of image transformation network[12] to our feature extraction network. The structure can be shown as Fig.2. The first and last layers use 9×9 kernels, all other deconvolutional layers use 4×4 kernels with padding 1 and convolutional layers use 3×3 kernels with padding 0. We use the residual block design similar with [12] but with dropout followed by spatial batch normalization and a ReLU nonlinearity in order to avoid overfitting, shown in the Fig.3. Our network body comprises four residual blocks. All nonresidual convolutional layers are followed by batch normalization and ReLU nonlinearities with the exception of the output layer, which instead uses a scaled tanh to ensure that the output has pixels in the range $[0, 255]$.

4. Experimental Results

We experimented with two tasks: style transfer and appearance-based gaze estimation. Previous style transfer work has used optimization to generate images; our feed-forward structure gives similar qualitative results, but the speed is increased by three orders of magnitude. Previous work on appearance-based gaze estimation has used fine synthetic images for training and real images for testing, or training with real images and testing with fine

synthetic images. By using simulated data or purified real data for training, and using purified real data for testing, we can get encouraging qualitative and quantitative results.

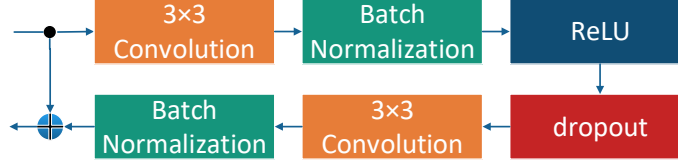


Figure 3: The structure of residual block. Our residual blocks each contain two 3×3 convolutional layers with the same number of filters on both layer, similar with [12] but with dropout followed by spatial batch normalization and a ReLU nonlinearity in order to avoid overfitting.

4.1. Style Transfer

The purpose of the style transfer is to generate an image that combines the content of the target content image as the real image content with the style of the target style image as the style of the synthetic image. We train an image transformation network for each of the several hand selection style goals and compare our results with the baseline methods of Gatys et al.[13] and Feifei Li et al.[12]. As a baseline, we re-implemented the method of Gatys et al.[13] and Feifei Li et al.[12]. In order to make a fairer comparison with our method whose output is constrained to $[0, 255]$, for the baseline, we minimize the equation 3 and equation 4 by using the projected L-BFGS by cropping the image to the range $[0, 255]$ at each iteration. In most cases, the optimization converges to satisfactory results in 500 iterations.

Implementation Details: We resize each of the 80 thousand training images to 256×256 and train our network with a batch size of 4 for 50000 iterations, giving roughly two epochs over the training data. We use Adam with a learning rate of 1×10^{-4} . The output images are regularized with total variation regularization with a strength of between 1×10^{-7} and 1×10^{-5} . We choose conv4_2 as the local content representation, and conv1_1, conv2_1, conv3_1, conv4_1 and conv5_1 as the local style representation. conv3_2 as the global content representation, and conv1_2, conv2_2, conv3_3, conv4_3 and conv5_3 as the global style representation. Our implementation use Torch7 and cuDNN, training takes roughly 3 hours on a single GTX Titan X GPU.

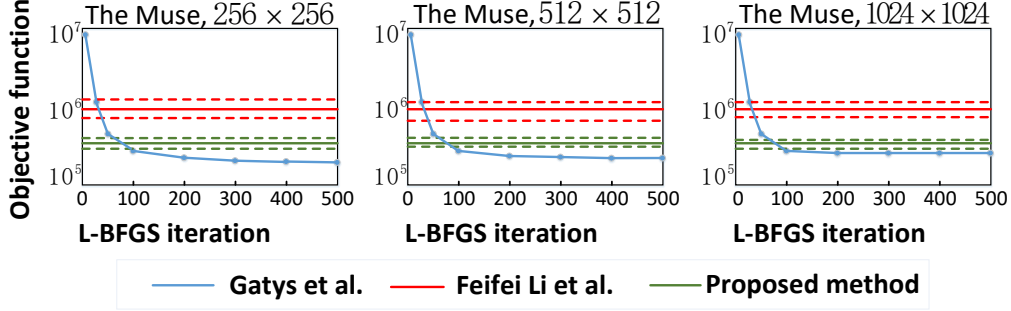


Figure 4: Proposed style transfer networks and Gatys et al.[13] and Feifei Li et al.[12] minimize the same objects. We compare their object values on 50 images; dashed lines and error bars show standard deviations. Our networks are trained on 256×256 images but generalize to larger images.

Qualitative Results: Fig.7 describes the style transfer method proposed in comparison to methods proposed by Gatys et al.[13] and Feifei Li et al.[12] across series of indoor and outdoor scenes from UnityEyes[9] and LPW[21] datasets respectively. (a),(b),(c),(d),(e), and (f) represents six different conditions of outdoor scenes from LPW dataset. On the other hand, styles A, B, and C from the UnityEyes dataset represent three different distributions of indoor conditions, which if closely observed, it can be seen that none of these styles has similar gaze angle with real images.

From (a),(b), and (c), it can be observed that the proposed method is less affected by light and achieves similar results with Gatys et al. [13] and Feifei Li et al.[12], but the proposed method can better preserve the color information of style image. From (d),(e), and (f), it can be seen that Gatys et al.[13] and Feifei Li et al.[12] are influenced by light and other factors, the pupil and the iris cannot be completely separated. What’s more, the distribution of pupil and iris regions is dramatically different from style image. The proposed method, therefore can separate the pupil and the iris regions easily and the distribution of pupil and iris regions is similar to style image.

Furthermore, it can be observed that no matter how style image changes, the distribution of the purified image is more inclined to that of the style image, which changes slightly according to different style images. However, the distribution of Gatys et al.[13], Feifei Li et al.[12] is more complex, because of light and other external factor interference, making it difficult to learn

for gaze estimation tasks. Note that the proposed method preserves the annotation information while purifying the illumination of the real images.

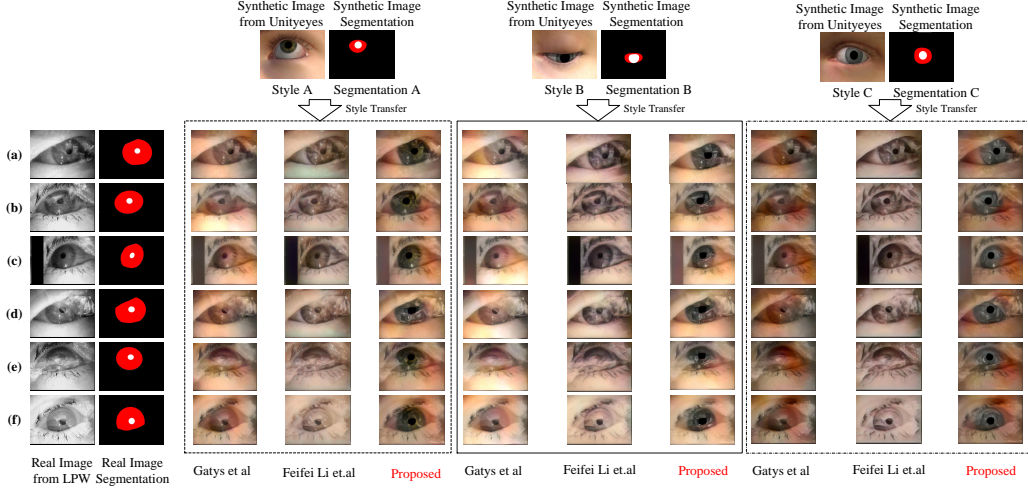


Figure 5: Comparison on public LPW dataset with available style transfer methods. (a), (b), (c), (d), (e), and (f) represent the purified results of different distributions under six outdoor conditions from LPW dataset with three different styles from UnityEyes dataset. Style A, B, and C represent three different distributions of indoor conditions. The distribution of pupil and iris regions is dramatically different from style image. The proposed method, therefore, can separate the pupil and the iris regions easily and the distribution of pupil and iris regions is similar to style image.

Quantitative Results: As evidenced by Gatys et al.[13] and Feifei Li et al.[12] and reproduced in Figure 8, the image that produces the minimized pattern reconstruction loss preserves the style characteristics of the target image, but does not preserve its spatial structure. Reconstruction from higher layers transfers large-scale structures from the target image. The baseline and our methods both minimize equation 19. The baseline performs explicit optimization over the output image, while our method is trained to find a solution for any content image in a single forward pass. We may therefore quantitatively compare the two methods by measuring the degree to which they successfully minimize Equation 19.

We used Pablo Picasso’s Muse as a style image to run our method and baseline method on 50 images of the MS-COCO validation set. For the baseline method, we record the value of the objective function for each optimization iteration. For our method, we record Equation 19 for each image. From Figure 9, we can see that Feifei Li et al.[12] achieved high losses, and

our method achieved a loss comparable to 0 to 80 explicit optimization iterations.

Although our networks are trained to minimize Equation 19 for 256×256 images, they are also successful in minimizing the objective when applied to larger images. We repeat the same quantitative evaluation for 50 images at 512×512 and 1024×1024 , results are shown in figure 9. We can see that even at higher resolutions our method achieves a loss comparable to 50 to 100 iterations of the baseline method.

Table 1: Speed (in seconds) for our style transfer networks vs Gatys et al. [13], Feifei Li et al.[12] for various resolutions. Across all image sizes, compared to 400 iterations of the baseline method, our method is three orders of magnitude faster than Gatys et al. [13] and we achieve better qualitative results (Fig.5 compared with Feifei Li et al.[12] in tolerate speed. Our method processes 512×512 images at 20 FPS, making it feasible to run in real-time or on video. All benchmarks use a Titan X GPU.

Time \ Resolution Method	256×256	512×512	1024×1024
Gatys et al.	12.69s	45.88s	171.55s
Feifei li et al.	0.023s	0.08s	0.35s
ProposedMethod	0.015s	0.05s	0.21s
speedup (proposed vs Gatys)	1060x	1026x	1042x
speedup (proposed vs Feifei Li)	1.53x	1.6x	1.67x

Speed: Table 2 compares the runtime of our method and Gatys et al.[13], Feifei Li et al.[12] for several image sizes. Across all image sizes, compared to 400 iterations of the baseline method, our method is three orders of magnitude faster than Gatys et al.[13] and we achieve better qualitative results (Fig.5) compared with Feifei Li et al.[12] in tolerate speed. Our method processes images of size 512×512 at 20 FPS, making it feasible to run in real-time or on video.

4.2. Appearance-based Gaze Estimation

We evaluate our method for appearance-based gaze estimation on the MPIIGaze and purified MPIIGaze with base-line methods.

Implementation Details: In order to verify the effectiveness of the proposed method for gaze estimation, 3 public datasets (UTView[4], SynthesEyes[5], UnityEyes[9]) are used to train the estimator with k-NN[8], MPIIGaze dataset[10] and purified MPIIGaze dataset (purified by proposed method) are used for

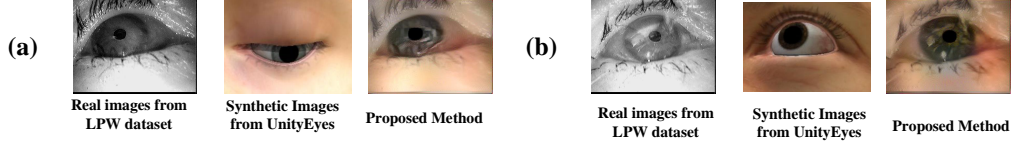


Figure 6: Example output of proposed method for the LPW gaze estimation dataset. The skin texture and the iris region in the purified real images are qualitatively significantly more similar to the synthetic images than to the real images.

test the accuracy. The eye gaze estimation network is similar to [29][31], the input is a 35×55 gray scale image that is passed through 5 convolutional layers followed by 3 fully connected layers, the last one encoding the 3-dimensional gaze vector: (1)Conv $32@3 \times 3$ (2)Conv $32@3 \times 3$ (3)Conv $64@3 \times 3$ (4)Max-Pooling 3×3 (5)Conv $80@3 \times 3$ (6)Conv $192@3 \times 3$ (7)Max-Pooling 2×2 (8)FC9600 (9)FC1000 (10)FC3 (11)Euclidean loss. All networks are trained with a constant 1^{-3} learning rate and 512 batch size, until the validation error converges.

Qualitative Results: Fig.9 shows examples of real, synthetic and purified real images from the eye gaze dataset. As shown, we observe a significant qualitative improvement of real images: Proposed method successfully captures the skin texture, sensor noise and the appearance of the iris region in the synthetic images. Note that our method preserves the annotation information(gaze direction) while purifying the illumination.

Quantitative Results: Five gaze estimation methods are used as baseline estimation methods. In addition to common methods such as Support Vector Regression(SVR), Adaptive Linear Regression(ALR) and Random Forest(RF), two methods are reproduced for fairly comparison with state-of-the-art. First method is a simple cascaded method[8][32][30] which uses multiple k -NN(k -Nearest Neighbor) classifier to select neighbors in feature space joint head pose,pupil center and eye appearance. The other method is to train a simple convolutional neural network (CNN)[11][29][31] to predict the eye gaze direction with l_2 loss. We train on UnityEyes ,UTView, SynthesEyes and test on MPIIGaze, purified MPIIGaze which is purified by proposed method. When testing on the MPIIGaze dataset, the training data can be either a raw dataset or a synthetic dataset, and when tested on a purified MPIIGaze dataset, the training data is either a purified real dataset or a raw synthetic dataset. Table 3 compares the performance of these two gaze estimation methods with different datasets. "Method" represents training

Table 2: Test performance on MPIIGaze and purified MPIIGaze; Purified MPIIGaze is the dataset which purified by proposed method. "Method" represents training set used with gaze estimation method. Note how purifying real dataset for training lead to improved performance.

Method	MPIIGaze	purified MPIIGaze
Support Vector Regression(SVR)	16.5°	14.3°
Adaptive Linear Regression(ALR)	16.4°	13.9°
Random Forest(RF)	15.4°	14.2°
KNN with UTview	16.2°	13.6°
CNN with UTview	13.9°	11.7°
KNN with UnityEyes	12.5°	9.9°
CNN with UnityEyes	9.9°	7.8°
KNN with Syntheyes	11.4°	8.0°
CNN with Syntheyes	13.5°	8.8°

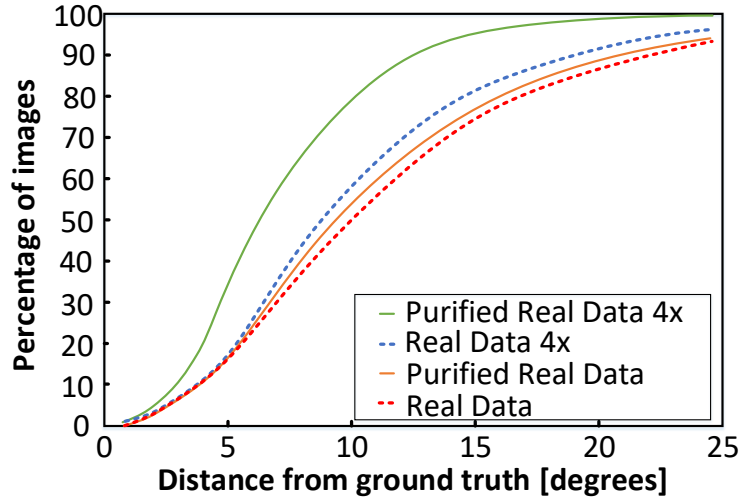


Figure 7: Quantitative results for appearance-based gaze estimation on the MPIIGaze dataset and purified MPIIGaze dataset. The plot shows cumulative curves as a function of degree error as compare to the ground truth eye gaze direction, for different numbers of testing examples of data.

set used with gaze estimation method. Large improvement in performance of testing on the output of proposed method is observed, each dataset improves at least three degrees of gaze estimation accuracy. This improvement shows the practical value of our method in many HCI tasks.

Preserving Ground Truth: To quantify that the ground truth gaze direction doesn't change significantly, we manually labeled the ground truth pupil centers in 200 real and purified images by fitting an ellipse to the pupil. This is an approximation of the gaze direction, which is difficult for humans to label accurately. The absolute difference between the estimated pupil center of real and corresponding purified images is quite small: 0.8 ± 1.1 (eye width=55px)

5. Conclusion

This paper took the first step to purify the real image by weakening its distribution, which is a better choice than improving the realism of synthetic image. We have applied this method to style transfer and gaze estimation tasks where we achieved comparable performance and drastically improved speed compared to existing methods. Performance evaluation indicates that purified MPIIGaze dataset (purified by our proposed method) recorded smaller error angle when used for gaze estimation task as compared with the raw MPIIGaze dataset.

In future, we intend to explore modeling the real-time gaze estimation system based on the proposed method and improve the speed of purifying videos.

ACKNOWLEDGMENTS

The authors sincerely thank the editors and anonymous reviewers for the very helpful and kind comments to assist in improving the presentation of our paper. This work was supported in part by the National Natural Science Foundation of China Grant 61370142 and Grant 61802043, by the Fundamental Research Funds for the Central Universities Grant 3132016352, by the Fundamental Research of Ministry of Transport of P. R. China Grant 2015329225300.

REFERENCES

References

- [1] Ashish Shrivastava, Tomas Pfister, Oncel Tuzel, Joshua Susskind, Wenda Wang, and Russell Webb, Learning from simulated and unsupervised images through adversarial training, pp. 2107C2116, 2017.
- [2] Lu F, Sugano Y, Okabe T, et al. Gaze estimation from eye appearance: a head pose-free method via eye image synthesis[J]. IEEE Transactions on Image Processing, 2015, 24(11): 3680-3693.
- [3] Wang X, Xue K, Nam D, et al. Hierarchical gaze estimation based on adaptive feature learning[C]//Image Processing (ICIP), 2014 IEEE International Conference on. IEEE, 2014: 3347-3351.
- [4] Sugano Y, Matsushita Y, Sato Y. Learning-by-synthesis for appearance-based 3d gaze estimation[C]//Proceedings of the IEEE Conference on Computer Vision and Pattern Recognition. 2014: 1821-1828.
- [5] Wood E, Baltrusaitis T, Zhang X, et al. Rendering of eyes for eye-shape registration and gaze estimation[C]//Proceedings of the IEEE International Conference on Computer Vision. 2015: 3756-3764.
- [6] Wood E, Baltrušaitis T, Morency L P, et al. A 3D morphable eye region model for gaze estimation[C]//European Conference on Computer Vision. Springer International Publishing, 2016: 297-313.
- [7] Shrivastava A, Pfister T, Tuzel O, et al. Learning from simulated and unsupervised images through adversarial training[J]. arXiv preprint arXiv:1612.07828, 2016.
- [8] Wang Y, Zhao T, Ding X, et al. Learning a gaze estimator with neighbor selection from large-scale synthetic eye images[J]. Knowledge-Based Systems, 2017.
- [9] Wood E, Baltrusaitis T, Morency L P, et al. Learning an appearance-based gaze estimator from one million synthesised images[C]//Proceedings of the Ninth Biennial ACM Symposium on Eye Tracking Research & Applications. ACM, 2016: 131-138.

- [10] Zhang X, Sugano Y, Fritz M, et al. MPIIGaze: Real-World Dataset and Deep Appearance-Based Gaze Estimation[J]. IEEE Transactions on Pattern Analysis and Machine Intelligence, 2017.
- [11] Zhang X, Sugano Y, Fritz M, et al. Appearance-based gaze estimation in the wild[C]//Proceedings of the IEEE Conference on Computer Vision and Pattern Recognition. 2015: 4511-4520.
- [12] Johnson J, Alahi A, Li F F. Perceptual Losses for Real-Time Style Transfer and Super-Resolution[C]// European Conference on Computer Vision. Springer, Cham, 2016:694-711.
- [13] Gatys L A, Ecker A S, Bethge M. A neural algorithm of artistic style[J]. arXiv preprint arXiv:1508.06576, 2015.
- [14] Wu L, Wang Y, Shao L. Cycle-Consistent Deep Generative Hashing for Cross-Modal Retrieval[J]. IEEE Transactions on Image Processing, 2019, 28 (4), 1602-1612.
- [15] Wang Y, Lin X, Wu L, et al. Robust subspace clustering for multi-view data by exploiting correlation consensus[J]. IEEE Transactions on Image Processing, 2015, 24(11): 3939-3949.
- [16] Wang Y, Wu L, Lin X, et al. Multiview spectral clustering via structured low-rank matrix factorization[J]. IEEE Transactions on Neural Networks and Learning Systems, 2018, 29 (10), 4833-4843.
- [17] Wang Y, Zhang W, Wu L, et al. Iterative views agreement: An iterative low-rank based structured optimization method to multi-view spectral clustering[J]. IJCAI 16-The 25th International Joint Conference on Artificial Intelligence, 2153-2159, 2016.
- [18] Wang H, Feng L, Zhang J, et al. Semantic discriminative metric learning for image similarity measurement[J]. IEEE Transactions on Multimedia, 2016, 18(8): 1579-1589.
- [19] Hu Q, Wang H, Li T, et al. Deep cnns with spatially weighted pooling for fine-grained car recognition[J]. IEEE Transactions on Intelligent Transportation Systems, 2017, 18(11): 3147-3156.

- [20] Feng L, Wang H, Jin B, et al. Learning a Distance Metric by Balancing KL-Divergence for Imbalanced Datasets[J]. IEEE Transactions on Systems, Man, and Cybernetics: Systems, 2018.
- [21] Tonsen M, Zhang X, Sugano Y, et al. Labelled pupils in the wild: a dataset for studying pupil detection in unconstrained environments[C]//Proceedings of the Ninth Biennial ACM Symposium on Eye Tracking Research & Applications. ACM, 2016: 139-142.
- [22] Selim A, Elgharib M, Doyle L. Painting style transfer for head portraits using convolutional neural networks[J]. ACM Transactions on Graphics (ToG), 2016, 35(4): 129.
- [23] Reinhard E, Adhikhmin M, Gooch B, et al. Color transfer between images[J]. IEEE Computer graphics and applications, 2001, 21(5): 34-41.
- [24] Gardner J R, Upchurch P, Kusner M J, et al. Deep manifold traversal: Changing labels with convolutional features[J]. arXiv preprint arXiv:1511.06421, 2015.
- [25] Radford A, Metz L, Chintala S. Unsupervised Representation Learning with Deep Convolutional Generative Adversarial Networks[J]. Computer Science, 2015.
- [26] Odena A, Dumoulin V, Olah C. Deconvolution and checkerboard artifacts[J]. Distill, 2016, 1(10): e3.
- [27] Lu F, Sugano Y, Okabe T, et al. Adaptive Linear Regression for Appearance-Based Gaze Estimation.[J]. IEEE Transactions on Pattern Analysis & Machine Intelligence, 2014, 36(10):2033.
- [28] Wang Y, Shen T, Yuan G, et al. Appearance-based gaze estimation using deep features and random forest regression[J]. Knowledge-Based Systems, 2016, 110(C):293-301.
- [29] Zhao T, Yan Y, Shehu I S, et al. Image Purification Networks: Real-time Style Transfer with Semantics through Feed-forward Synthesis[C]//2018 International Joint Conference on Neural Networks (IJCNN). IEEE, 2018: 1-7.

- [30] Zhao T, Wang Y, Fu X. Refining Eye Synthetic Images via Coarse-to-Fine Adversarial Networks for Appearance-Based Gaze Estimation[C]//International Conference on Internet Multimedia Computing and Service. Springer, Singapore, 2017: 419-428.
- [31] Zhao T, Yan Y, Peng J, et al. Guiding Intelligent Surveillance System by learning-by-synthesis gaze estimation[J]. arXiv preprint arXiv:1810.03286, 2018.
- [32] Zhao T, Yan Y, Peng J J, et al. Refining Synthetic Images with Semantic Layouts by Adversarial Training[C]//Asian Conference on Machine Learning. 2018: 863-878.
- [33] Long J, Shelhamer E, Darrell T. Fully convolutional networks for semantic segmentation[C]// Computer Vision and Pattern Recognition. IEEE, 2015:3431-3440.
- [34] Badrinarayanan V, Kendall A, Cipolla R. Segnet: A deep convolutional encoder-decoder architecture for image segmentation[J]. arXiv preprint arXiv:1511.00561, 2015.
- [35] Ronneberger O, Fischer P, Brox T. U-net: Convolutional networks for biomedical image segmentation[C]//International Conference on Medical image computing and computer-assisted intervention. Springer, Cham, 2015: 234-241.
- [36] He K, Gkioxari G, Dollr P, et al. Mask r-cnn[C]//Computer Vision (ICCV), 2017 IEEE International Conference on. IEEE, 2017: 2980-2988.
- [37] Wang Y, Wu L, Lin X, et al. Multiview spectral clustering via structured low-rank matrix factorization[J]. IEEE transactions on neural networks and learning systems, 2018, 29(10): 4833-4843.
- [38] Wu L, Wang Y, Li X, et al. Deep attention-based spatially recursive networks for fine-grained visual recognition[J]. IEEE Transactions on Cybernetics, 2019, 49(5): 1791-1802.
- [39] Wu L, Wang Y, Gao J, et al. Where-and-when to look: Deep siamese attention networks for video-based person re-identification[J]. IEEE Transactions on Multimedia, 2019, 21(6): 1412-1424.

- [40] Wang Y, Lin X, Wu L, et al. Effective multi-query expansions: Collaborative deep networks for robust landmark retrieval[J]. IEEE Transactions on Image Processing, 2017, 26(3): 1393-1404.
- [41] Wu L, Wang Y, Gao J, et al. Deep adaptive feature embedding with local sample distributions for person re-identification[J]. Pattern Recognition, 2018, 73: 275-288.
- [42] Wu L, Wang Y, Shao L, et al. 3-d personvlad: Learning deep global representations for video-based person reidentification[J]. IEEE Transactions on Neural Networks and Learning Systems, 2019.
- [43] Wu L, Hong R, Wang Y, Wang M. Cross-entropy adversarial view adaptation for person re-identification[J]. IEEE Transactions on Circuits and Systems for Video Technology, 2019.
- [44] Yang X, Wang M, Tao D. Person re-identification with metric learning using privileged information[J]. IEEE Transactions on Image Processing, 2017, 27(2): 791-805.
- [45] Wang M, Li H, Tao D, et al. Multimodal graph-based reranking for web image search[J]. IEEE Transactions on Image Processing, 2012, 21(11): 4649-4661.