
Semantic Robustness of Models of Source Code

Goutham Ramakrishnan*

Jordan Henkel*

Zi Wang

Aws Albarghouthi

Somesh Jha

Thomas Reps

University of Wisconsin–Madison
{gouthamr, jhenkel, zw, aws, jha, reps}@cs.wisc.edu

Abstract

Deep neural networks are vulnerable to adversarial examples—small input perturbations that result in incorrect predictions. We study this problem for models of source code, where we want the network to be robust to source-code modifications that preserve code functionality. (1) We define a powerful adversary that can employ sequences of parametric, semantics-preserving program transformations; (2) we show how to perform adversarial training to learn models robust to such adversaries; (3) we conduct an evaluation on different languages and architectures, demonstrating significant quantitative gains in robustness.

1 Introduction

While deep neural networks have been widely adopted in many areas of computing, it has been repeatedly shown that they are vulnerable to *adversarial examples* [33, 10, 17, 27]: small, seemingly innocuous perturbations to the input that lead to incorrect predictions. Adversarial examples raise safety and security concerns, for example, in computer-vision models used in autonomous vehicles [14, 8] or for user authentication [31]. Significant progress has recently been made in identifying adversarial examples and training models that are robust to such examples. However, the majority of the research has targeted computer-vision tasks [11, 25, 33], a continuous domain.

In this paper, we study the problem of robustness to adversarial examples in the discrete domain of deep neural networks for source code. With the growing adoption of neural models for programming tasks, robustness is becoming an important property. Why do we want robust models of code? There are many answers, ranging from usability to security. Consider, for instance, a model that explains in English what a piece of code is doing—the *code-captioning* task. A developer using such a model to navigate a new code base should not receive completely different explanations for similar pieces of code. For a concrete example, consider the behavior of the state-of-the-art code2seq model [3] on the Java code in Fig. 1, where the prediction changes after logging print statements are added.

Alternatively, imagine the security-critical setting of malware classification. We do not want a small modification to the malware’s binary to cause the model to deem it safe.

With images, the threat model involves *small* changes that are imperceptible to a human. With code, there is no analogous notion of a change imperceptible to a human. Consequently, we consider attacks based on *semantics-preserving transformations*. Because the original program’s semantics is preserved, the program that results from the attack must have the same behavior as the original.

```
int □(Object target)
    System.out.println("Begin search");
int i = 0;
for (Object elem: this.elements)
    if (elem.equals(target))
        System.out.println("Found");
    return i;
    i++;
return -1;
```

Figure 1: code2seq [3] correctly predicts function name: `indexOfTarget`. After the highlighted logging statements are added, it predicts `search`.

*Equal Contribution

Most-related work. We are not the first to study this problem. Wang and Christodorescu [35] demonstrated the drop in accuracy of deep models over source code when applying standard transformations and refactorings; however, they did not propose defenses in their work. Recently, Yefet et al. [37] developed a gradient-based attack that is specific to variable-name substitution or dead-code insertion, similar in spirit to attacks on natural-language models [13], which can efficiently estimate gradients for token substitution and insertion. Yefet et al. [37] propose a defense based on outlier detection, but do not consider arbitrary program transformations or adversarial training. Zhang et al. [39] use the Metropolis-Hastings algorithm to perform adversarial identifier renaming. However, they do not consider other program transformations, and their defense is akin to dataset augmentation with adversarial examples, instead of a robust optimization [25]. Parallel work [9] is discussed in Sec. 2.

Our aim in this paper is to consider the general setting of an adversary that can apply a sequence of source-code transformations. Specifically, our goal is to answer the following question:

Can we train models that are robust to sequences of semantics-preserving transformations?

k -adversaries & k -robustness. We begin by defining the notion of a k -adversary, one that can select a sequence of k transformations from a prespecified set of semantics-preserving transformations \mathcal{T} , and apply them to an input program. The adversary succeeds if it manages to change the prediction of the neural network. For example, a transformation may add dead code to a program, replace *for* loops with *while* loops, change variable names, replace one API call with an equivalent one, etc.

The primary challenge in implementing a k -adversary is the combinatorial search space of possible sequences of transformations. Further, some transformations are parametric, e.g., insert a print statement with string s , which blows up the search space even further. To implement a k -adversary in practice, we exploit the insight that we can break up the search into two pieces: (1) *enumerative search* through transformation sequences, and (2) *gradient-based optimization* to discover transformation parameters. Specifically, given a sequence of transformations, we *partially apply* them to a given program, without supplying parameters, resulting in a program *sketch* [32]: a program with unknown holes (tokens or AST leaves). Then, gradient-based optimization, like that of Yefet et al. [37] or Ebrahimi et al. [13], can be used to discover a worst-case instantiation of the holes.

Adversarially training k -robust models. To train a k -robust model—one that is robust to k -adversaries—we adapt the robust-optimization objective of Madry et al. [25] to our setting: Instead of computing the loss for a program x , we compute the worst-case loss resulting from a k -adversary. While this approach is theoretically sound, it is hopelessly inefficient for two reasons.

First, a k -adversary is an expensive operation within the training loop, because it involves enumerating transformation sequences. Thus, even for small values of k , the search space can make training impractically slow. We demonstrate experimentally that training on a small value, $k = 1$, results in models that are robust to larger values of k . This phenomenon allows us to efficiently train adversarially without incurring a combinatorial explosion in the number of transformation sequences.

Second, program transformations are typically defined as tree transformations over *abstract syntax trees* (ASTs). However, the neural network usually receives as input some other program format, some of which lose program structure or entire portions of the program—for example, tokens or subtokens of program text, or randomly sampled paths through the AST [4, 3]. Therefore, modeling an in-training adversary is very time consuming, because it requires invoking external, non-differentiable program-analysis tools, and converting back and forth between ASTs and training formats.

To work around training complexity, we generate sequences of transformations offline and partially apply them to programs to generate program sketches. During training, we need only consider the generated program sketches, performing gradient-based attacks to search for optimal parameters of the transformations. This approach allows us to avoid applying AST transformations during training.

Evaluation. We have developed an extensible framework for writing transformations and performing adversarial training [15]. We evaluate our approach on radically different programming languages—Java and Python—and architectures—using tokenized and AST program representations. Our results show that (1) adversarial training improves robustness and (2) training with a 1-adversary results in a model that is robust on larger values of k , enabling efficient training.

Contributions. We summarize our contributions below:

- We define *k-transformation robustness* for source-code tasks: robustness to an adversary that is allowed k transformations to an input program. We show how to implement a k -adversary by combining enumeration and gradient-based optimization over program sketches.
- We propose the first adversarial-training method for neural models of code, adapting the robust-optimization objective of Madry et al. [25]. To efficiently model the adversary during training, we pre-generate program sketches by partially applying transformations.
- We build an extensible framework for adversarially training models of code. We thoroughly evaluate our approach on a variety of datasets and architectures. Our results demonstrate improvements in robustness and the power of training with weak adversaries.

2 Related Work

In concurrent work,² Bielik and Vechev [9] combine adversarial training with abstention and AST pruning to train robust models of code. There are a number of key differences with our work: (1) We consider a richer space of transformations for the adversary, including inserting parameterized dead-code. (2) We use a strong gradient-based adversary and program sketches for completing transformations, while they use a greedy search through the space of transformations with a small number of candidates. (3) Our adversarial training approach is more efficient, as it does not solve an expensive ILP problem to prune ASTs or train multiple models, but it is possible that we can incorporate their AST pruning in our framework.

Adversarial examples. In test-time attacks, an adversary perturbs an example so that it is misclassified by a model (untargeted attack) or the perturbed example is classified as an attacker-specified label (targeted) [5, 10, 21, 12, 11]. Initially, test-time attacks were explored in the context of images. Our discrete domain is closer to test-time attacks in natural language processing (NLP). There are several test-time attacks in NLP that consider discrete transformations, such as substituting words or introducing typos [24, 26, 13, 40, 16]. A key difference between our domain and NLP is that in the case of programs one has to worry about semantics—the program has to work even after transformations.

Deep learning for source code. Recent years have seen huge progress in deep learning for source-code tasks—see Allamanis et al. [2]. Here, we considered (sub-)tokenizing the program, analogous to NLP, and using a variant of recurrent neural networks. This idea has appeared in numerous papers, e.g., the pioneering work of Raychev et al. [29] for code completion. We have also considered the AST paths encoding pioneered by Alon et al. [4, 3]. Researchers have considered more structured networks, like graph neural networks [1] and tree-LSTMs [41]. These would be interesting to consider for future experimentation in the context of adversarial training. The task we evaluated on, code summarization, was first introduced by Allamanis et al. [1].

3 Transformation Robustness

We now formally define k -adversaries robustness and our robust-optimization objective.

Learning problem. We assume a data distribution \mathcal{D} over $\mathcal{X} \times \mathcal{Y}$, where \mathcal{X} is the space of samples and \mathcal{Y} is the space of labels. As is standard, we wish to solve the following optimization problem:

$$\operatorname{argmin}_{w \in \mathcal{H}} \mathbb{E}_{(x,y) \sim \mathcal{D}} L(w, x, y)$$

where \mathcal{H} is the hypothesis space and L is the loss function. Once we have solved the optimization problem given above, we obtain a w^* , which yields a function $F_{w^*} : \mathcal{X} \rightarrow \mathcal{Y}$.

Abstract syntax trees. We are interested in tasks where the sample space \mathcal{X} is that of programs in some programming language. We do not constrain the space of outputs \mathcal{Y} —it could be a finite set of labels for classification, a natural-language description, etc.

We view a program x as an *abstract syntax tree* (AST)—a standard data structure for representing programs. The internal nodes of an AST typically represent program constructs, such as while loops

²A preprint of our work appeared earlier on arXiv than [9].

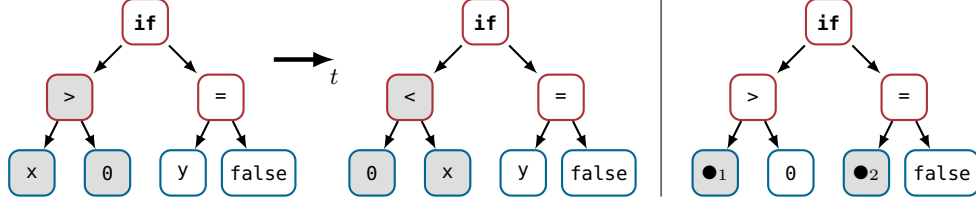


Figure 2: Left: Example AST transformation (no parameters). Right: AST of program sketch with two holes and conditionals, and the leaves of the tree denote variable names, constants, fields, etc. Fig. 2 (left) shows the AST representation of the code snippet `if (x > 0) y = false`.

Transformations. A transformation t of a program x transforms it into another program x' . Typically, t is defined over ASTs, making it a tree-to-tree transformation. Formally, we think of a transformation as a function $t : \mathcal{R} \times \mathcal{X} \rightarrow \mathcal{X}$, where \mathcal{R} is a space of *parameters* to the transformation. For example, if t changes the name of a variable, it may need to receive a new variable name as a parameter.

For our goal of semantic robustness, we will focus on *semantics-preserving* transformations, i.e., ones that do not change the behavior of the program. Consider, e.g., the transformation t shown in Fig. 2 (left), where we replace `x > 0` with `0 < x` (the transformed subtree is highlighted). Note, however, that our approach is not tied to semantics-preserving transformations, and one could define transformations that, for example, introduce common typos and bugs that programmers make.

Program sketches. It will be helpful for us to think of how to *partially apply* a transformation t to a program x , without supplying parameters. Intuitively, this operation should result in a *set of programs*, one for each possible parameter to t . We assume that parameters only affect leaves of the transformed AST. Therefore, when we partially apply a transformation t , it results in a tree with unknown leaves. Equivalently, we can think of such tree as a *program sketch*: a program with holes. For example, if t changes names of program variables to new given names, applying t partially to our running example `if (x > 0) y = false` results in the program sketch

`if (hole1 > 0) hole2 = false`

where `holei` are distinct unknown variable names (holes) to be filled in the sketch. The AST of this program sketch is shown in Fig. 2 (right).

k -adversary. Given a set of transformations \mathcal{T} , a k -adversary is an oracle that finds a sequence of transformations of size k that maximizes the loss function.

We use q to denote a sequence of transformations t_1, \dots, t_n , and their corresponding parameters r_1, \dots, r_n , where $t_i \in \mathcal{T}$ and $r_i \in \mathcal{R}$. We use $q(x)$ to denote the program $t_n(\dots t_2(r_2, t_1(r_1, x)))$, i.e., the result of applying all transformations in q to x . Let \mathcal{Q}^k denote the set of all sequences of transformations and parameters of length k . Given a program x with label y , the goal of the adversary is to transform x to maximize the loss; formally, the adversary solves the following objective function:

$$\max_{q \in \mathcal{Q}^k} L(w, q(x), y) \quad (1)$$

Robust-optimization objective. Now that we have formally defined a k -adversary, we can solve a *robust-optimization problem* [6] to learn a model that is robust to such attacks—we call this k -robustness. Specifically, we solve the following problem:

$$\operatorname{argmin}_{w \in \mathcal{H}} \mathbb{E}_{(x, y) \sim \mathcal{D}} \underbrace{\max_{q \in \mathcal{Q}^k} L(w, q(x), y)}_{\text{objective of } k\text{-adversary}} \quad (2)$$

Informally, instead of computing the loss of a pair (x, y) , we consider the worst-case loss resulting from a k -adversary-generated transformation to x . Such robust-optimization objectives have been used for training robust deep neural networks [25]. Our setting of source code, however, results in unique challenges, which we address next.

4 Adversaries and Efficient Training

We now show how to practically implement a k -adversary and efficiently train k -robust models.

4.1 Deploying k -adversaries

It is typically quite expensive to solve the optimization objective of a k -adversary (Eq. (1)). Even if we have $k = 1$ and a single transformation, the search space can be very large. For example, say we have a transformation that changes names of function arguments. For a function with n arguments, the space of possible parameters to the transformation is roughly $|\text{size of vocabulary}|^n$, and vocabulary size is easily in the thousands for recent datasets. Indeed, it can be easily shown that the Eq. (1) is PSPACE-hard, via a reduction from the PSPACE-complete problem of checking that the intersection of a set of automata is empty [23]. (See proof in the Appendix.) This is in contrast to the vision domain, where finding adversarial examples is NP-complete [22].

Clearly, a naïve enumeration approach is impractical for implementing a k -adversary. And, unlike with robustness in the vision domain, the space of AST transformations is not differentiable. Nonetheless, we observe that we can break up the search space into two pieces: (1) an enumerative search over sequences of transformations t_1, \dots, t_k , and (2) a gradient-based search over transformation parameters, r_1, \dots, r_k , which allows us to efficiently traverse parameter space.

Algorithm 1 k -adversary for program x with label y

```

1: Let  $x^* = x$ 
2: for all sequences  $t_1, \dots, t_k$  do
3:   Let sketch  $z[\cdot]$  be  $t_k(\dots t_2(\cdot, t_1(\cdot, x)))$ 
4:   Let  $r = \operatorname{argmax}_{r \in \mathcal{R}} L(w, z[r], y)$ 
5:   if  $L(w, z[r], y) > L(w, x^*, y)$  then  $x^* = z[r]$ 
6: return  $x^*$ 

```

The full algorithm is shown in Algorithm 1. Given a sequence of transformations t_1, \dots, t_k , the algorithm partially applies it to the input program x . This results in a program sketch $z[\cdot]$. Recall that a sketch is a program with holes in the leaves of the AST, and so we use $[\cdot]$ to denote a parameter that $z[\cdot]$ can take to fill its holes; as with transformations, we use \mathcal{R} to denote the set of possible parameters to $z[\cdot]$. At this point, we can use existing algorithms to discover a complete program $z[r]$ that maximizes the loss function (approximately).

For example, if the sketch is represented as a sequence of tokens for an LSTM, the holes are simply missing tokens to be inserted in certain locations. As such, attacks from natural language processing, like HotFlip [13], can be used. In our implementation, we use a version of a recent algorithm by Yefet et al. [37] that performs a gradient-based search for picking a token replacement. We first fill in the holes of the program sketch $z[\cdot]$ with temporary special tokens s . We replace the input embedding lookup layer with a differentiable tensor multiplication of one-hot inputs and an embedding matrix. This ensures differentiability up to the input layer v , allowing us to (1) take a gradient-ascent step in the direction that maximizes loss, and (2) approximate the worst token replacement; formally,

$$v' \leftarrow v + \eta \cdot \nabla_v L(w, z[s], y) \quad ; \quad r = \operatorname{argmax} v'$$

In other words, we pick the replacement r as the token with the maximum value in the vector v' , obtained after a gradient-ascent step on the one-hot input v corresponding to each special token in $z[s]$. We impose additional semantic constraints, e.g., in a sketch like `if (●1 > 0) ●2 = false`, we enforce that ●₁ and ●₂ receive different replacements. See appendix for full details.

4.2 Adversarial training

To train a model that is robust to the k -adversary we defined in Algorithm 1, we can solve the robust-optimization problem in Eq. (2), where the inner maximization objective—the k -adversary’s objective—is approximated using Algorithm 1.

$$\operatorname{argmin}_{w \in \mathcal{H}} \mathbb{E}_{(x,y) \sim \mathcal{D}} \underbrace{\max_{q \in \mathcal{Q}^k} L(w, q(x), y)}_{\text{approximate using Algorithm 1}} \quad (3)$$

Practically, for every program x in a mini-batch, we need to run Algorithm 1 to compute a transformed program x' exhibiting worst-case loss. This approach is wildly inefficient during training for two reasons: (1) the combinatorial search space of the k -adversary in Algorithm 1, and (2) the mismatch between program formats for transformation and for training. We discuss both below.

Size of the search space. Given a set of transformations \mathcal{T} , Algorithm 1 runs for $|\mathcal{T}|^k$ iterations, a space that grows exponentially with k . In practice, we observe that it suffices to train with a weak $k = 1$ adversary, and still be quite robust to stronger adversaries. Therefore, the number of iterations

Table 1: Our suite of semantics-preserving transformations, along with the drops in F1 obtained by random (\mathcal{Q}_R^1) and gradient-based (\mathcal{Q}_G^1) adversaries *per transformation*, for normally trained models on c2s/java-small.

| Transform | seq2seq (F1: 37.8) | code2seq (F1: 41.4) | Transform (Cont.) | seq2seq (F1: 37.8) | code2seq (F1: 41.4) |
|----------------------|--|--|-------------------|--|--|
| | $\Delta\text{F1}(\mathcal{Q}_R^1 / \mathcal{Q}_G^1)$ | $\Delta\text{F1}(\mathcal{Q}_R^1 / \mathcal{Q}_G^1)$ | | $\Delta\text{F1}(\mathcal{Q}_R^1 / \mathcal{Q}_G^1)$ | $\Delta\text{F1}(\mathcal{Q}_R^1 / \mathcal{Q}_G^1)$ |
| AddDeadCode | 4.0 / 7.7 | 1.4 / 2.9 | RenameParameter | 0.3 / 3.0 | 0.3 / 4.7 |
| InsertPrintStatement | 2.7 / 6.1 | 3.8 / 10.2 | ReplaceTrueFalse | 0.0 / 0.7 | 0.2 / 0.5 |
| RenameField | 2.3 / 5.4 | 2.0 / 2.0 | UnrollWhile | 0.0 / 0.0 | 0.4 / 0.4 |
| RenameLocalVariable | 0.3 / 2.2 | 0.0 / 2.5 | WrapTryCatch | 2.5 / 9.4 | 1.4 / 7.8 |

of Algorithm 1 is restricted to $|\mathcal{T}|$ per training point (x, y) . Analogous observations have been made in vision [38, 25, 36] and NLP [18].

Representation mismatch. There is usually a mismatch between the program format needed for applying transformations and the program format needed for training a neural network. A program x is an AST and the adversary’s transformations are defined over ASTs, but the neural network expects as input a different representation—for example, sequences of (sub)tokens, or as in a recent popular line of work [4, 3], a sampled set of paths from one leaf of the AST to another.

Therefore, in Algorithm 1, we have to translate back and forth between ASTs and their neural representation. To be specific, line 3 of Algorithm 1 computes a sequence of transformations over ASTs, resulting in a program sketch $z[\cdot]$. Then, line 4 requires a neural representation of $z[\cdot]$ to solve the maximization problem. This approach is expensive to employ during training: in every training step, we have to apply transformations using an external program-analysis tool and convert the transformed AST to its neural representation.

We address this challenge as follows: To avoid calling program-analysis tools within the training loop, we pre-generate all possible program sketches considered by the adversary in Algorithm 1. That is, for every program x in the training set, before training, we generate the set of program sketches $S_x = \{z[\cdot] \mid z[\cdot] = t_k(\dots t_2(\cdot, t_1(\cdot, x)))\}$ to avoid performing AST transformations during training. As such, the robust-optimization objective in Eq. (3) reduces to the following:

$$\operatorname{argmin}_{w \in \mathcal{H}} \mathbb{E}_{(x, y) \sim \mathcal{D}} \max_{r \in \mathcal{R}, z[\cdot] \in S_x} L(w, z[r], y) \quad (4)$$

5 Experimental Evaluation

Research questions. We designed our evaluation to answer the following research questions: **(Q1)** Does adversarial training improve robustness to semantics-preserving transformations? **(Q2)** Does training with a k -adversary improve robustness against stronger adversaries (larger k)?

Code-summarization task. We consider the task of automatic code summarization [1]—the prediction of a method’s name given its body—which is a non-trivial task for deep-learning models. The performance of models in this task is measured by the F1 score metric.

We experimented with two model architectures: (i) a sequence-to-sequence BiLSTM model (seq2seq) and (ii) Alon et al.’s [3] state-of-the-art code2seq model. The seq2seq model takes sub-tokenized programs as inputs. We built upon the implementation of IBM [20], and trained models for 10 epochs. code2seq is a code-specific architecture that samples paths from the program AST in its encoder, and uses a decoder with attention for predicting output tokens. We used the code2seq TensorFlow code [3], along with their Java and Python³ path extractors. We train code2seq models for 20 epochs.

Datasets. We conducted experiments on four datasets in two languages: Java, statically typed with types explicitly stated in the code, and Python, a dynamically typed scripting language. The datasets originated from three different sources: (i) code2seq’s java-small dataset (c2s/java-small) [3], (ii) GitHub’s CodeSearchNet Java and Python datasets (csn/java, csn/python) [19], and (iii) SRI Lab’s Py150k dataset (sri/py150) [30]. For computational tractability of adversarial training, we randomly subsample each dataset to train/validation/test sets of 150k/10k/20k each.

Program Transformations. We used two separate code-transformation pipelines: for Java, based on Spoon [28], and for Python, based on Astor [7]. These frameworks apply program transformations to generate program sketches, as described in Sec. 4.2. We implemented a suite of 8

³ We modified the Python extractor (making it similar to the Java one), resulting in improved performance.

Table 2: Evaluation of our approach and baselines across four datasets. Numbers in brackets are the difference in adversarial F1 compared to the normally trained model (higher is better).

| Model | Training | c2s/java-small | | csn/java | | csn/python | | sri/py150 | |
|----------|-------------|----------------|--------------------|----------|---------------------|------------|---------------------|-----------|---------------------|
| | | Nor | Q_G^1 | Nor | Q_G^1 | Nor | Q_G^1 | Nor | Q_G^1 |
| seq2seq | Tr-Nor | 37.8 | 23.3 | 32.3 | 17.2 | 28.9 | 16.2 | 34.3 | 22.0 |
| | Tr-Aug | 38.8 | 27.8 [+4.4] | 32.6 | 21.4 [+4.3] | 29.8 | 20.9 [+4.7] | 33.7 | 24.0 [+2.0] |
| | Tr- Q_R^1 | 40.0 | 27.5 [+4.2] | 38.1 | 30.1 [+12.9] | 36.6 | 29.8 [+13.5] | 41.8 | 33.4 [+11.4] |
| | Tr- Q_G^1 | 40.7 | 32.0 [+8.7] | 37.8 | 32.8 [+15.6] | 36.2 | 32.2 [+16.0] | 41.8 | 37.1 [+15.1] |
| code2seq | Tr-Nor | 41.4 | 24.6 | 39.2 | 19.6 | 37.4 | 21.0 | 39.7 | 23.7 |
| | Tr-Aug | 42.3 | 23.4 [-1.2] | 39.4 | 19.7 [+0.1] | 36.8 | 20.8 [-0.2] | 39.7 | 24.4 [+0.7] |
| | Tr- Q_R^1 | 42.3 | 28.1 [+3.5] | 40.0 | 23.5 [+3.9] | 37.6 | 22.5 [+1.6] | 40.0 | 26.6 [+2.9] |
| | Tr- Q_G^1 | 43.6 | 31.6 [+7.0] | 40.6 | 27.5 [+7.9] | 37.3 | 23.8 [+2.8] | 40.2 | 29.5 [+5.8] |

semantics-preserving transformations, listed in Table 1. All transformations except `UnrollWhiles` are parameterized; therefore, applying the transformations creates program sketches with *holes*. The transformations are configured to produce only a *single* hole (e.g., the `WrapTryCatch` transformation encloses the target method body in a *single* try/catch statement and replaces the name of the variable holding the caught exception with a *single* hole). Refer to appendix for exact details.

Adversaries. We consider two variants of the adversary defined in Algorithm 1, a weak and a strong adversary that search through sequences of length k :

Random (weak) adversary (Q_R^k): uses a random choice for the parameter r in line 4, i.e., it randomly fills the hole in a sketch;

Gradient-based (strong) adversary (Q_G^k): uses the gradient-based approach described in Sec. 4.1 to fill sketch holes with parameters that maximize loss in line 4.

Table 1 presents the drops in test performance from attacking normally trained seq2seq and code2seq models with each of the 8 transformations independently, i.e., using a 1-adversary that only has a single transformation in its set \mathcal{T} . We observe that the gradient-based attacks are significantly stronger than the random attacks (most cause $2x-15x$ greater drops in F1). Among the most effective transformations are `AddDeadCode`, `InsertPrintStatements`, and `WrapTryCatch`, which introduce new tokens in the program that confuse the predictor. Note that while the `UnrollWhiles` transformation has no effect in seq2seq’s test performance by itself, it increases the strength of the other attacks when used in tandem with them.

5.1 Robustness evaluation

Our approach & baselines. We will use $\text{Tr-}Q_G^1$ to denote models trained using our approach (Eq. (4)) with the gradient-based 1-adversary. We consider a series of progressively stronger baselines:

Normal training (Tr-Nor): Models are trained using a standard (non-robust) objective.

Data augmentation (Tr-Aug): Minimize the composite loss $\sum_i L(w, x_i, y_i) + L(w, x'_i, y_i)$, where, for each x_i , a program x'_i is constructed using a random transformation from Q^1 .

Random adversarial training (Tr- Q_R^1): Similar to our adversarial-training method, except it uses a random choice for parameters r (line 4 of Algorithm 1), instead of one that maximizes loss.

Robustness against 1-adversary. Table 2 compares our approach and the three baselines on two metrics: (1) the *test* F1 score (Nor), and (2) the *adversarial* F1 score (denoted Q_G^1), where every test point is attacked with the gradient-based $k = 1$ adversary with all the transformations in Table 1.

We make the following key observations: $\text{Tr-}Q_G^1$ models are significantly more robust to attack than all the baselines, especially for seq2seq. Consider the seq2seq models trained on the c2s/java-small dataset. While the normally trained model suffers a drop in F1 of 14 points, from 37.8 to 23.3, $\text{Tr-}Q_G^1$ only sees a drop of 8.7 points. Its final F1 of 32.0 is markedly higher than the other models. On the csn/python dataset, the F1 of seq2seq Tr-Nor drops 44% from 28.9 to 16.2. $\text{Tr-}Q_G^1$ starts significantly higher at 36.2, and experiences a drop of only 4 points to achieve an F1 score of 32.2 under a Q_G^1 attack. On average across datasets, $\text{Tr-}Q_G^1$ achieves gains in F1 over Tr-Nor of around 6 (27%) and 14 (74%) points for code2seq and seq2seq, respectively.

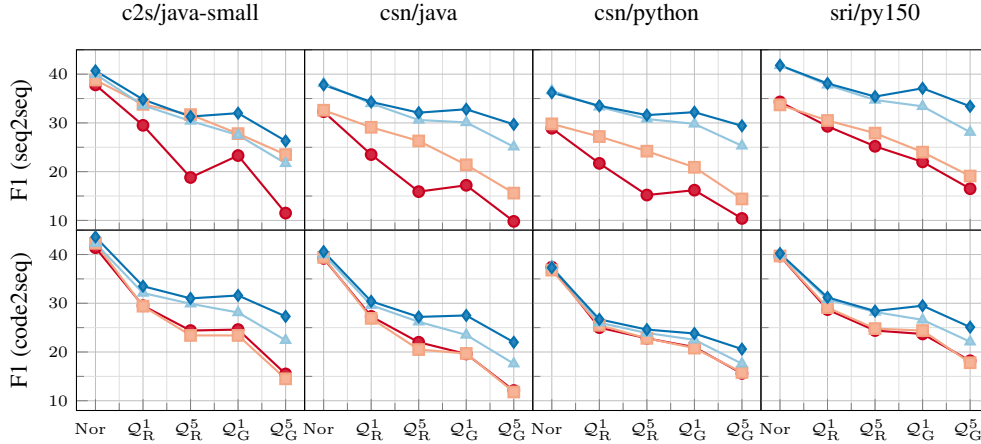


Figure 3: A comparison of normally trained (Tr-Nor, \bullet), trained with dataset augmentation (Tr-Aug, \square), adversarially trained with random parameters (Tr- Q_R^1 , \triangle), and adversarially trained (Tr- Q_G^1 , \diamond) models on four adversaries, four datasets, and two model architectures (seq2seq and code2seq).

Our results answer Q1 in the affirmative: adversarial training increases robustness to attack via semantics-preserving program transformations.

Robustness against a 5-adversary. We also studied the robustness of the models against a much stronger adversary. In particular, we considered random and gradient-based 5-adversaries, denoted by Q_R^5 and Q_G^5 , respectively. Because there are an intractable number ($8^5 \approx 32k$) number of transformation sequences of length 5, we use a randomly sampled set of sequences of length 5 (see Appendix for details). In addition, we also evaluated the models against a random 1-adversary, denoted by Q_R^1 . The graphs shown in Fig. 3 summarize our findings.

In general, the strength of the adversaries increases along the x -axis. Interestingly we observe that the Q_G^1 attack is often stronger than the Q_R^5 attack, reaffirming the strength of the gradient-based approach to completing sketches and maximizing loss. While the Tr- Q_R^1 and Tr- Q_G^1 models achieve comparable robustness to the random adversaries, Tr- Q_G^1 consistently outperforms Tr- Q_R^1 against the gradient-based adversaries. The performance of all models drops significantly against the Q_G^5 attack, however the drops suffered by the Tr- Q_G^1 models are much less compared to the others, thus displaying remarkable robustness to the very strong attack. For example, for the Q_G^5 attack on seq2seq models for csn/java, the F1 score of Tr-Nor drops from 32.3 to 9.8, while the F1 of Tr- Q_G^1 drops just 8.1 points from 37.8 to 29.7.

Our results answer Q2 in the affirmative: adversarial training with a small k can improve robustness against a stronger adversary—at least for the case of training with $k = 1$ and attacking with $k = 5$.

seq2seq vs. code2seq. It is interesting to compare the robustness of the seq2seq and code2seq models. Although the baseline test F1 scores of code2seq models are much higher than the respective seq2seq models, the models are just as vulnerable to attack. Whereas adversarial training makes the seq2seq model significantly more robust, the robustness gains seen in code2seq are much less. This phenomenon is especially evident in the Python datasets, where there is a gap of ≈ 16 F1 points between the Tr-Nor and Tr- Q_G^1 models under Q_G^1 attack for seq2seq, but only 2.8–5.8 F1 points for code2seq (see Table 2). The phenomenon can also be seen in the code2seq graphs in Fig. 3.

We conjecture that this difference arises because the code2seq model uses sampled program AST paths to make its prediction. A single program transformation may affect several AST paths at once, thus making the code2seq model especially vulnerable to attack, even after adversarial training.

6 Conclusion

To the best of our knowledge, this work is the first to address adversarial training for source-code tasks via a robust-optimization objective. Our approach is general, in that it considers adversaries that perform arbitrary and parameterized sequences of transformations. For future work, it would be

interesting to study the effects of adversarial training on other models, e.g., graph neural networks. It would also be interesting to explore other source-code tasks and transformations, such as automated refactoring.

References

- [1] Miltiadis Allamanis, Hao Peng, and Charles A. Sutton. A convolutional attention network for extreme summarization of source code. *CoRR*, abs/1602.03001, 2016. URL <http://arxiv.org/abs/1602.03001>.
- [2] Miltiadis Allamanis, Earl T Barr, Premkumar Devanbu, and Charles Sutton. A survey of machine learning for big code and naturalness. *ACM Computing Surveys (CSUR)*, 51(4):1–37, 2018.
- [3] Uri Alon, Shaked Brody, Omer Levy, and Eran Yahav. code2seq: Generating sequences from structured representations of code. *arXiv preprint arXiv:1808.01400*, 2018.
- [4] Uri Alon, Meital Zilberstein, Omer Levy, and Eran Yahav. code2vec: Learning distributed representations of code. *Proceedings of the ACM on Programming Languages*, 3(POPL):1–29, 2019.
- [5] Anish Athalye, Nicholas Carlini, and David Wagner. Obfuscated gradients give a false sense of security: Circumventing defenses to adversarial examples. *arXiv preprint arXiv:1802.00420*, 2018.
- [6] Aharon Ben-Tal, Laurent El Ghaoui, and Arkadi Nemirovski. *Robust optimization*, volume 28. Princeton University Press, 2009.
- [7] Berkerpeksag. berkerpeksag/astor, Jan 2020. URL <https://github.com/berkerpeksag/astor>.
- [8] Arjun Nitin Bhagoji, Warren He, Bo Li, and Dawn Song. Practical black-box attacks on deep neural networks using efficient query mechanisms. In *European Conference on Computer Vision*, pages 158–174. Springer, 2018.
- [9] Pavol Bielik and Martin Vechev. Adversarial robustness for code, 2020.
- [10] Battista Biggio, Iginio Corona, Davide Maiorca, Blaine Nelson, Nedim Šrđić, Pavel Laskov, Giorgio Giacinto, and Fabio Roli. Evasion attacks against machine learning at test time. In *Joint European conference on machine learning and knowledge discovery in databases*, pages 387–402. Springer, 2013.
- [11] Nicholas Carlini and David Wagner. Towards evaluating the robustness of neural networks. In *Security and Privacy (SP), 2017 IEEE Symposium on*, pages 39–57. IEEE, 2017.
- [12] Pin-Yu Chen, Huan Zhang, Yash Sharma, Jinfeng Yi, and Cho-Jui Hsieh. Zoo: Zeroth order optimization based black-box attacks to deep neural networks without training substitute models. In *Proceedings of the 10th ACM Workshop on Artificial Intelligence and Security*, pages 15–26. ACM, 2017.
- [13] Javid Ebrahimi, Anyi Rao, Daniel Lowd, and Dejing Dou. Hotflip: White-box adversarial examples for text classification, 2017.
- [14] Kevin Eykholt, Ivan Evtimov, Earlene Fernandes, Bo Li, Amir Rahmati, Chaowei Xiao, Atul Prakash, Tadayoshi Kohno, and Dawn Song. Robust physical-world attacks on deep learning visual classification. In *Proceedings of the IEEE Conference on Computer Vision and Pattern Recognition*, pages 1625–1634, 2018.
- [15] FrameworkURL. Our data-generation framework for adversarial training, Feb 2020. URL <https://anonymous.4open.science/r/4ac75222-3673-418e-8b86-9f36ba29fc59>.
- [16] Siddhant Garg and Goutham Ramakrishnan. Bae: Bert-based adversarial examples for text classification, 2020.

- [17] Ian J Goodfellow, Jonathon Shlens, and Christian Szegedy. Explaining and harnessing adversarial examples. *arXiv preprint arXiv:1412.6572*, 2014.
- [18] Po-Sen Huang, Robert Stanforth, Johannes Welbl, Chris Dyer, Dani Yogatama, Sven Gowal, Krishnamurthy Dvijotham, and Pushmeet Kohli. Achieving verified robustness to symbol substitutions via interval bound propagation. In Kentaro Inui, Jing Jiang, Vincent Ng, and Xiaojun Wan, editors, *Proceedings of the 2019 Conference on Empirical Methods in Natural Language Processing and the 9th International Joint Conference on Natural Language Processing, EMNLP-IJCNLP 2019, Hong Kong, China, November 3-7, 2019*, pages 4081–4091. Association for Computational Linguistics, 2019. doi: 10.18653/v1/D19-1419. URL <https://doi.org/10.18653/v1/D19-1419>.
- [19] Hamel Husain, Ho-Hsiang Wu, Tiferet Gazit, Miltiadis Allamanis, and Marc Brockschmidt. Codesearchnet challenge: Evaluating the state of semantic code search, 2019.
- [20] IBM. `ibm/pytorch-seq2seq`, Jan 2020. URL <https://github.com/IBM/pytorch-seq2seq>.
- [21] Andrew Ilyas, Logan Engstrom, Anish Athalye, and Jessy Lin. Black-box adversarial attacks with limited queries and information. *arXiv preprint arXiv:1804.08598*, 2018.
- [22] Guy Katz, Clark Barrett, David L Dill, Kyle Julian, and Mykel J Kochenderfer. Reluplex: An efficient smt solver for verifying deep neural networks. In *International Conference on Computer Aided Verification*, pages 97–117. Springer, 2017.
- [23] Dexter Kozen. Lower bounds for natural proof systems. In *18th Annual Symposium on Foundations of Computer Science (sfcs 1977)*, pages 254–266. IEEE, 1977.
- [24] Qi Lei, Lingfei Wu, Pin-Yu Chen, Alexandros G. Dimakis, Inderjit S. Dhillon, and Michael Witbrock. Discrete adversarial attacks and submodular optimization with applications to text classification. In *SysML*, 2019.
- [25] Aleksander Madry, Aleksandar Makelov, Ludwig Schmidt, Dimitris Tsipras, and Adrian Vladu. Towards deep learning models resistant to adversarial attacks. In *International Conference on Learning Representations*, 2018. URL <https://openreview.net/forum?id=rJzIBfZAb>.
- [26] Pramod Kaushik Mudrakarta, Ankur Taly, Mukund Sundararajan, and Kedar Dhamdhere. Did the model understand the question? In *ACL*, 2018.
- [27] Nicolas Papernot, Patrick McDaniel, Ian Goodfellow, Somesh Jha, Z Berkay Celik, and Ananthram Swami. Practical black-box attacks against machine learning. In *Proceedings of the 2017 ACM on Asia Conference on Computer and Communications Security*, pages 506–519. ACM, 2017.
- [28] Renaud Pawlak, Martin Monperrus, Nicolas Petitprez, Carlos Noguera, and Lionel Seinturier. Spoon: A Library for Implementing Analyses and Transformations of Java Source Code. *Software: Practice and Experience*, 46:1155–1179, 2015. doi: 10.1002/spe.2346. URL <https://hal.archives-ouvertes.fr/hal-01078532/document>.
- [29] Veselin Raychev, Martin Vechev, and Eran Yahav. Code completion with statistical language models. In *Proceedings of the 35th ACM SIGPLAN Conference on Programming Language Design and Implementation*, pages 419–428, 2014.
- [30] Veselin Raychev, Pavol Bielik, and Martin Vechev. Probabilistic model for code with decision trees. In *Proceedings of the 2016 ACM SIGPLAN International Conference on Object-Oriented Programming, Systems, Languages, and Applications, OOPSLA 2016*, page 731–747, New York, NY, USA, 2016. Association for Computing Machinery. ISBN 9781450344449. doi: 10.1145/2983990.2984041. URL <https://doi.org/10.1145/2983990.2984041>.
- [31] Mahmood Sharif, Sruti Bhagavatula, Lujjo Bauer, and Michael K Reiter. Accessorize to a crime: Real and stealthy attacks on state-of-the-art face recognition. In *Proceedings of the 2016 ACM SIGSAC Conference on Computer and Communications Security*, pages 1528–1540. ACM, 2016.

- [32] Armando Solar-Lezama, Liviu Tancau, Rastislav Bodik, Sanjit Seshia, and Vijay Saraswat. Combinatorial sketching for finite programs. In *Proceedings of the 12th international conference on Architectural support for programming languages and operating systems*, pages 404–415, 2006.
- [33] Christian Szegedy, Wojciech Zaremba, Ilya Sutskever, Joan Bruna, Dumitru Erhan, Ian Goodfellow, and Rob Fergus. Intriguing properties of neural networks. *arXiv preprint arXiv:1312.6199*, 2013.
- [34] Dimitris Tsipras, Shibani Santurkar, Logan Engstrom, Alexander Turner, and Aleksander Madry. Robustness may be at odds with accuracy. In *International Conference on Learning Representations*, 2019. URL <https://openreview.net/forum?id=SyxAb30cY7>.
- [35] Ke Wang and Mihai Christodorescu. Coset: A benchmark for evaluating neural program embeddings, 2019.
- [36] Eric Wong, Leslie Rice, and J Zico Kolter. Fast is better than free: Revisiting adversarial training. *arXiv preprint arXiv:2001.03994*, 2020.
- [37] Noam Yefet, Uri Alon, and Eran Yahav. Adversarial examples for models of code. *arXiv preprint arXiv:1910.07517*, 2019.
- [38] Dinghui Zhang, Tianyuan Zhang, Yiping Lu, Zhanxing Zhu, and Bin Dong. You only propagate once: Accelerating adversarial training via maximal principle. In *Advances in Neural Information Processing Systems*, pages 227–238, 2019.
- [39] Huangzhao Zhang, Zhuo Li, Ge Li, Lei Ma, Yang Liu, and Zhi Jin. Generating adversarial examples for holding robustness of source code processing models. 2020. URL <https://www.aaai.org/Papers/AAAI/2020GB/AAAI-ZhangH.6730.pdf>.
- [40] Wei Emma Zhang, Quan Z Sheng, AHOUD Alhazmi, and CHENLIANG LI. Adversarial attacks on deep learning models in natural language processing: A survey. *arXiv preprint arXiv:1901.06796*, 2019.
- [41] Jinman Zhao, Aws Albarghouthi, Vaibhav Rastogi, Somesh Jha, and Damien Ocateau. Neural-augmented static analysis of android communication. In *Proceedings of the 2018 26th ACM Joint Meeting on European Software Engineering Conference and Symposium on the Foundations of Software Engineering*, pages 342–353, 2018.

A PSPACE-hardness of a k -adversary

Let D_1, \dots, D_m be m deterministic finite automata (DFAs) over a finite alphabet Σ . Let n be the size of the largest automaton, measured as the number of states. Let $\mathcal{L}(D_i)$ be the language defined by D_i . The problem of deciding whether $\cap_i \mathcal{L}(D_i)$ is empty is PSPACE-complete [23].

Construct a program x with m variables v_1, \dots, v_m with assignment statements that assign each v_i the initial state of the DFA D_i . Our reduction uses just one transformation t parameterized by the alphabet Σ . $t(\alpha, x)$ (where $\alpha \in \Sigma$) transforms the program x by updating the rhs of the assignment statements to the next states of all automata, i.e., t simulates a single step of all the automata D_i . We also include another transformation that is the identity function, i.e., $t(\cdot, x) = x$. We assume a special stuck state. Now we construct a 0 – 1 loss function as follows: $L(x) = 1$ iff the assignment statements in x correspond to accepting states in all DFAs D_i .

Note that the intersection is empty iff there is no string of length at most n^m that is accepted by all automata. (E.g., for $m = 1$, if D_1 is non-empty, there has to be a string of length $\leq n$, the number of states.) Therefore, it is easy to see that $\max_{q \in \mathcal{Q}^k} L(x)$ is 1 iff $\cap_{i=1}^n \mathcal{L}(D_i)$ is not empty, where $k = n^m$.

Since PSPACE is closed under complement, we obtain the following theorem.

Theorem 1 *The decision problem corresponding to maximizing the loss*

$$\max_{q \in \mathcal{Q}^k} l(q(x))$$

is PSPACE-hard.

B Data Pipeline

B.1 Overview

Figure 4 shows an overview of the framework we built to support our experiments and bootstrap future efforts in the space of semantically robust models of source code. In general, the framework supports arbitrary input datasets. For each input dataset, a normalization procedure must be supplied to translate the input data into a consistent encoding. Once data is normalized, the rest of the framework can be utilized to (i) apply program transformations to arbitrary depth, (ii) train models (normally), (iii) apply either gradient or random targeting to the holes in transformed programs (for seq2seq and code2seq), (iv) adversarially train models, and (v) adversarially attack and evaluate the trained models. The source code is available anonymously [15].

B.2 Details of Program Transformations

We employ a total of eight semantics preserving transforms. Each program transform produces, as output, a *program sketch* (that is, a program with one or more *holes*). To turn a *program sketch* into an complete program, each hole must be replaced with a valid token. For each of the eight transforms we implemented, valid hole replacements take the form of either variable names or string literals. Detailed descriptions of our eight semantics preserving transforms are given below:

1. **AddDeadCode**: a single statement of the form `if (false) { int <HOLE> = 0; }` is appended to the beginning or end of the target program. The insertion location (either beginning, or end) is chosen at random.
2. **RenameLocalVariables**: a single, randomly selected, local variable declared in the target program has its name replaced by a hole.
3. **RenameParameters**: a single, randomly selected, parameter in the target program has its name replaced by a hole.
4. **RenameFields**: a single, randomly selected, referenced field (`this.field` in Java, or `self.field` in Python) has its name replaced by a hole.
5. **ReplaceTrueFalse**: a single, randomly selected, boolean literal is replaced by an equivalent expression containing a single hole (e.g., `"<HOLE>" == "<HOLE>"`) to replace true).

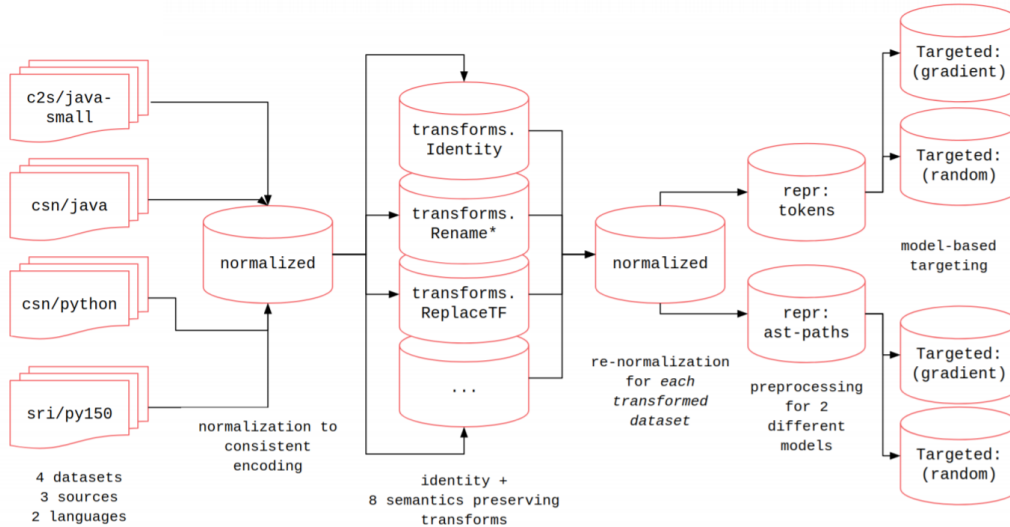


Figure 4: An overview of our framework, which enables our experimental evaluation and bootstraps efforts towards training more robust models of source code. With its plug-and-play architecture it can, in the future, be extended with more models, data sources, and program transforms.

6. **UnrollWhiles**: a single, randomly selected, while loop in the target program has its loop body unrolled exactly one step. No holes are created by this transform.
7. **WrapTryCatch**: the target program is wrapped by a single try { ... } catch (...) { ... } statement. The catch statement passes along the caught exception. A hole is used in the place of the name of the caught exception variable (e.g., catch (Exception <HOLE>)).
8. **InsertPrintStatements**: A single System.out.println("<HOLE>"), in Java, and print('<HOLE>') in Python, is appended to the beginning or end of the target program. The insertion location (either beginning, or end) is chosen at random.

C Experimental Details

C.1 Datasets

We conduct our experiments on four datasets in two different languages (java, python): c2s/java-small, csn/java, csn/python and sri/py150. Each dataset contains over 0.5M data points (method body–method name pairs). The original sizes of the datasets are shown in Table 3.

Adversarial training in our domain of source code is an expensive process: we have to pre-generate several transformed versions of each data point as program sketches, and then repeatedly run the gradient-directed attack to fill in the holes in the sketches. Running extensive experiments across the 4 datasets and 2 models (seq2seq, code2seq) was computationally intractable, both in terms of time and space. Thus, we randomly subsample the four datasets to have train/validation/test sets of 150k/10k/20k each. The datasets remain sizeable, and thus we find that this only has a minimal effect on model performance.

C.2 Models

seq2seq The seq2seq models were given sub-tokenized programs as input, which were obtained by splitting up camel and snake-case, and other minor preprocessing. We trained 2-layer BiLSTM models, with 512 units in the encoder and decoder, with embedding sizes of 512.

code2seq code2seq is the current state-of-the-art model for the task of code summarization. We built upon the implementation from the authors of code2seq⁴, and use the original model parameters.

⁴<https://github.com/tech-srl/code2seq>

| Dataset | Train | Validation | Test |
|----------------|--------|------------|-------|
| c2s/java-small | 500.3k | 26.3k | 38.9k |
| csn/java | 454.3k | 15.3k | 26.9k |
| sri/py150 | 693.7k | 81.7k | 86.0k |
| csn/python | 408.2k | 22.8k | 21.9k |

Table 3: The original sizes of the datasets

For both seq2seq and code2seq, we use input and output vocabularies of size 15k and 5k respectively. All models were trained and evaluated using NVIDIA GPUs (GeForce RTX 2080 Ti and Tesla V100).

2

C.3 Adversarial Training

Adversarial training is known to improve robustness to attack at the cost of degraded performance on clean data [34]. To maintain performance on clean data, we train with the following composite loss:

$$\sum_i \lambda \cdot L(x_i, y_i) + (1 - \lambda) \cdot L_{adv}(x_i, y_i)$$

where L is the normal training loss and L_{adv} is the loss from the robust optimization objective described in Sec. 4. The λ hyperparameter controls the trade-off between performance and robustness, we picked $\lambda = 0.4$ in our experiments after a grid search.

The robust optimization objective for adversarial training requires choosing the worst transformation for each data point in each mini-batch of training. While this can be efficiently implemented in computer vision using PGD, it is very expensive to do so in our setting. For tractability of training, we do the following:

- We apply the gradient attack periodically during training to generate new token replacements for the program sketches. For seq2seq we do this after every epoch, and for code2seq we do this after every two epochs.
- Instead of picking the worst transformation for each individual point in a mini-batch, we pick the transformation that does the worst for all the points on the whole (i.e. highest loss over the batch).

C.4 Gradient Attack

We adapt the attack for code models from Yefet et al. [37], to find replacements for the holes in the program sketches. We represent *holes* in the program sketches by special tokens. A sketch obtained after applying more than one transform would contain multiple variants of the special tokens, as the *holes* must be filled in independently. The summary of the attack on seq2seq is described below:

- During the training of the model, the special tokens are added to the input vocabulary. The embedding layer in the model encoder is replaced by an embedding matrix. The input tensor of shape (batch_size, max_seq_len) is converted to its one-hot representation v , a tensor of shape (batch_size, max_seq_len, |source_vocab|). The embedding look-up is replaced by a multiplication between v and the embedding matrix, the rest of the encoder remains the same. This step is necessary for differentiability upto the token-level input representation.
- For simplicity, we implement the attack to depth=1 and width=1. After one forward, we calculate the loss and backpropagate its gradient to the v layer. We take a gradient-ascent step on v , to yield v' . We approximate the worst token replacement for each special token by averaging gradients over each occurrence in the input and choose the token corresponding to the maximum. We impose an additional semantic constraint that the token replacements made for different special tokens are distinct.

In code2seq, the subtoken embedding layer is replaced by the tensor multiplication.

| Number of Samples | Adversarial F1 | Δ F1 (Baseline: 37.8) |
|-------------------|----------------|------------------------------|
| 10 | 29.7 | -8.1 |
| 20 | 28.5 | -9.3 |
| 30 | 27.9 | -9.9 |
| 40 | 27.6 | -10.2 |
| 50 | 27.4 | -10.4 |

Table 4: An exploration of increasing sample counts for \mathcal{Q}_G^5 attacks, on the Tr- \mathcal{Q}_G^1 model on the csn/java test set. Note that the attack strength saturates very quickly.

C.5 Implementing a tractable 5-Adversary

In Sec. 5.1, we evaluate the robustness of the trained models on the 5-adversary \mathcal{Q}_G^5 , i.e. an adversary that performs 5 semantics preserving transformations on the input. With our suite of 8 transforms, it results in a total of $8^5 = 32768$ possible sequences against which we need to evaluate each test data point. This is computationally intractable for two reasons:

- For each of the 20k test points in each dataset, we choose the sequence of transforms which results in the greatest loss as the *attack*. To evaluate against each of the 8^5 transforms, it would require millions of forward passes through the model.
- Each sequence of transforms is generated in two steps: (i) application of transformations to generate program sketches, and (ii) gradient attack to fill in the holes of the sketches. Both these steps are expensive and time consuming. In particular, generating 10 transforms for 20k data points requires 10 minutes for step (i) and 120 minutes for step (ii) for the code2seq model (seq2seq is somewhat faster, but still very slow). In addition, after generating program sketches and using a gradient attack to fill holes, we still must perform adversarial evaluation which, for code2seq on 200k data points (20k points \times 10 transformed variants per point), takes an additional 60 minutes.

Due to the above reasons, we choose to implement the 5-adversary by randomly sampling 10 sequences of transformations of length 5. We investigate the effect of increasing the number of transforms sampled, and we find that the strength of the attack saturates. This is seen in Table 4 for the Tr- \mathcal{Q}_G^1 model on the csn/java dataset. Because of this prominent saturation, we chose to use only 10 samples to keep total evaluation time to less than 24 hours (using 4 V100 GPUs).

D Full Robustness Evaluation Results

Table 5 contain numbers corresponding to the graphs in Fig. 2 of the main text. Each table presents results for the different models under attacks of increasing strength (\mathcal{Q}_R^1 , \mathcal{Q}_R^5 , \mathcal{Q}_G^1 , \mathcal{Q}_G^5). We note that, in all but one case, the adversarially trained model (Tr- \mathcal{Q}_G^1), performs the best under attack.

Table 5: Evaluation of our approach and baselines across four datasets. Numbers in brackets are the difference in adversarial F1 compared to the normally trained model (higher is better).

(a) Results for the random 1-adversary (Q_R^1).

| Model | Training | c2s/java-small | | csn/java | | csn/python | | sri/py150 | |
|----------|-------------|----------------|--------------------|----------|---------------------|------------|---------------------|-----------|--------------------|
| | | Nor | Q_R^1 | Nor | Q_R^1 | Nor | Q_R^1 | Nor | Q_R^1 |
| seq2seq | Tr-Nor | 37.8 | 29.5 | 32.3 | 23.5 | 28.9 | 21.7 | 34.3 | 29.3 |
| | Tr-Aug | 38.8 | 33.8 [+4.3] | 32.6 | 29.1 [+5.7] | 29.8 | 27.2 [+5.5] | 33.7 | 30.5 [+1.2] |
| | Tr- Q_R^1 | 40.0 | 33.6 [+4.1] | 38.1 | 34.0 [+10.6] | 36.6 | 33.3 [+11.6] | 41.8 | 37.8 [+8.5] |
| | Tr- Q_G^1 | 40.7 | 34.8 [+5.2] | 37.8 | 34.3 [+10.8] | 36.2 | 33.5 [+11.8] | 41.8 | 38.1 [+8.8] |
| code2seq | Tr-Nor | 41.4 | 29.5 | 39.2 | 27.3 | 37.4 | 25.0 | 39.7 | 28.7 |
| | Tr-Aug | 42.3 | 29.4 [-0.1] | 39.4 | 26.9 [-0.4] | 36.8 | 25.5 [+0.5] | 39.7 | 29.1 [+0.4] |
| | Tr- Q_R^1 | 42.3 | 32.1 [+2.6] | 40.0 | 29.6 [+2.3] | 37.6 | 26.0 [+1.0] | 40.0 | 30.8 [+2.1] |
| | Tr- Q_G^1 | 43.6 | 33.5 [+4.0] | 40.6 | 30.4 [+3.1] | 37.3 | 26.7 [+1.7] | 40.2 | 31.2 [+2.4] |

(b) Results for the random 5-adversary (Q_R^5).

| Model | Training | c2s/java-small | | csn/java | | csn/python | | sri/py150 | |
|----------|-------------|----------------|---------------------|----------|---------------------|------------|---------------------|-----------|---------------------|
| | | Nor | Q_R^5 | Nor | Q_R^5 | Nor | Q_R^5 | Nor | Q_R^5 |
| seq2seq | Tr-Nor | 37.8 | 18.8 | 32.3 | 15.9 | 28.9 | 15.2 | 34.3 | 25.2 |
| | Tr-Aug | 38.8 | 31.7 [+12.9] | 32.6 | 26.3 [+10.4] | 29.8 | 24.2 [+9.0] | 33.7 | 27.9 [+2.7] |
| | Tr- Q_R^1 | 40.0 | 30.4 [+11.6] | 38.1 | 30.6 [+14.7] | 36.6 | 30.8 [+15.5] | 41.8 | 34.7 [+9.5] |
| | Tr- Q_G^1 | 40.7 | 31.3 [+12.5] | 37.8 | 32.1 [+16.1] | 36.2 | 31.6 [+16.4] | 41.8 | 35.4 [+10.2] |
| code2seq | Tr-Nor | 41.4 | 24.4 | 39.2 | 22.0 | 37.4 | 22.8 | 39.7 | 24.4 |
| | Tr-Aug | 42.3 | 23.4 [-1.0] | 39.4 | 20.5 [-1.5] | 36.8 | 22.8 [+0.0] | 39.7 | 24.8 [+0.4] |
| | Tr- Q_R^1 | 42.3 | 29.9 [+5.5] | 40.0 | 26.2 [+4.2] | 37.6 | 23.9 [+1.1] | 40.0 | 28.2 [+3.8] |
| | Tr- Q_G^1 | 43.6 | 31.0 [+6.6] | 40.6 | 27.2 [+5.2] | 37.3 | 24.6 [+1.8] | 40.2 | 28.4 [+4.0] |

(c) Results for the targeted 1-adversary (Q_G^1).

| Model | Training | c2s/java-small | | csn/java | | csn/python | | sri/py150 | |
|----------|-------------|----------------|--------------------|----------|---------------------|------------|---------------------|-----------|---------------------|
| | | Nor | Q_G^1 | Nor | Q_G^1 | Nor | Q_G^1 | Nor | Q_G^1 |
| seq2seq | Tr-Nor | 37.8 | 23.3 | 32.3 | 17.2 | 28.9 | 16.2 | 34.3 | 22.0 |
| | Tr-Aug | 38.8 | 27.8 [+4.4] | 32.6 | 21.4 [+4.3] | 29.8 | 20.9 [+4.7] | 33.7 | 24.0 [+2.0] |
| | Tr- Q_R^1 | 40.0 | 27.5 [+4.2] | 38.1 | 30.1 [+12.9] | 36.6 | 29.8 [+13.5] | 41.8 | 33.4 [+11.4] |
| | Tr- Q_G^1 | 40.7 | 32.0 [+8.7] | 37.8 | 32.8 [+15.6] | 36.2 | 32.2 [+16.0] | 41.8 | 37.1 [+15.1] |
| code2seq | Tr-Nor | 41.4 | 24.6 | 39.2 | 19.6 | 37.4 | 21.0 | 39.7 | 23.7 |
| | Tr-Aug | 42.3 | 23.4 [-1.2] | 39.4 | 19.7 [+0.1] | 36.8 | 20.8 [-0.2] | 39.7 | 24.4 [+0.7] |
| | Tr- Q_R^1 | 42.3 | 28.1 [+3.5] | 40.0 | 23.5 [+3.9] | 37.6 | 22.5 [+1.6] | 40.0 | 26.6 [+2.9] |
| | Tr- Q_G^1 | 43.6 | 31.6 [+7.0] | 40.6 | 27.5 [+7.9] | 37.3 | 23.8 [+2.8] | 40.2 | 29.5 [+5.8] |

(d) Results for the targeted 5-adversary (Q_G^5).

| Model | Training | c2s/java-small | | csn/java | | csn/python | | sri/py150 | |
|----------|-------------|----------------|---------------------|----------|---------------------|------------|---------------------|-----------|---------------------|
| | | Nor | Q_G^5 | Nor | Q_G^5 | Nor | Q_G^5 | Nor | Q_G^5 |
| seq2seq | Tr-Nor | 37.8 | 11.5 | 32.3 | 9.8 | 28.9 | 10.4 | 34.3 | 16.5 |
| | Tr-Aug | 38.8 | 23.5 [+12.0] | 32.6 | 15.6 [+5.8] | 29.8 | 14.4 [+4.0] | 33.7 | 19.1 [+2.6] |
| | Tr- Q_R^1 | 40.0 | 21.7 [+10.2] | 38.1 | 25.1 [+15.3] | 36.6 | 25.3 [+14.9] | 41.8 | 28.1 [+11.6] |
| | Tr- Q_G^1 | 40.7 | 26.3 [+14.8] | 37.8 | 29.7 [+19.9] | 36.2 | 29.4 [+19.0] | 41.8 | 33.4 [+16.8] |
| code2seq | Tr-Nor | 41.4 | 15.5 | 39.2 | 12.1 | 37.4 | 15.6 | 39.7 | 18.2 |
| | Tr-Aug | 42.3 | 14.5 [-0.9] | 39.4 | 11.8 [-0.3] | 36.8 | 15.8 [+0.2] | 39.7 | 17.8 [-0.4] |
| | Tr- Q_R^1 | 42.3 | 22.4 [+7.0] | 40.0 | 17.6 [+5.5] | 37.6 | 17.6 [+2.0] | 40.0 | 22.1 [+3.9] |
| | Tr- Q_G^1 | 43.6 | 27.3 [+11.9] | 40.6 | 22.0 [+10.0] | 37.3 | 20.6 [+5.0] | 40.2 | 25.1 [+6.9] |