

Quantum walks and Dirac cellular automata on a programmable trapped-ion quantum computer

C. Huerta Alderete,^{1,2,*} Shivani Singh,^{3,4} Nhung H. Nguyen,¹ Daiwei Zhu,¹ Radhakrishnan Balu,^{5,6} Christopher Monroe,¹ C. M. Chandrashekar,^{3,4} and Norbert M. Linke¹

¹*Joint Quantum Institute, Department of Physics,
University of Maryland, College Park, MD 20742, USA*

²*Instituto Nacional de Astrofísica, Óptica y Electrónica,
Calle Luis Enrique Erro No. 1, Sta. Ma. Tonantzintla, Pue. CP 72840, Mexico*

³*The Institute of Mathematical Sciences, C. I. T. Campus, Taramani, Chennai 600113, India*

⁴*Homi Bhabha National Institute, Training School Complex, Anushakti Nagar, Mumbai 400094, India*

⁵*U.S. Army Research Laboratory, Computational and Information Sciences Directorate, Adelphi, Maryland 20783, USA*

⁶*Department of Mathematics & Norbert Wiener Center for Harmonic Analysis and Applications,
University of Maryland, College Park, MD 20742*

(Dated: January 1, 2022)

The quantum walk formalism is a widely used and highly successful framework for modeling quantum systems, such as simulations of the Dirac equation, different dynamics in both the low and high energy regime, and for developing a wide range of quantum algorithms. Here we present the circuit-based implementation of a discrete-time quantum walk in position space on a five-qubit trapped-ion quantum processor. We encode the space of walker positions in particular multi-qubit states and program the system to operate with different quantum walk parameters, experimentally realizing a Dirac cellular automaton with tunable mass parameter. The quantum walk circuits and position state mapping scale favorably to a larger model and physical systems, allowing the implementation of any algorithm based on discrete-time quantum walks algorithm and the dynamics associated with the discretized version of the Dirac equation.

I. INTRODUCTION

Quantum walks (QWs) are the quantum analog of classical random walks, in which the walker steps forwards or backwards along a line based on a coin flip. In a QW, the walker proceeds in a quantum superposition of paths, and the resulting interference forms the basis of a wide variety of quantum algorithms, such as quantum search^{1–5}, graph isomorphism problems^{6–8}, ranking nodes in a network^{9–12}, and quantum simulations, which mimic different quantum systems at the low and high energy scale^{13–22}. In the discrete-time QW (DQW)^{23,24}, a quantum coin operation is introduced to prescribe the direction in which the particle moves in position space at each discrete step. In the continuous-time QW (CQW)^{25,26}, one can directly define the walk evolution on position space itself using continuous time evolution. We focus on DQWs and their implementation on gate-based quantum circuits in this work.

DQWs can be realized directly on lattice-based quantum systems where position space matches the discrete lattice sites. Such implementations have been reported with cold atoms^{27,28} and photonic systems^{29–32}. In trapped ions, a DQW has been implemented by mapping position space to locations in phase space given by the degrees of freedom associated with the harmonic motion of the ion in the trap^{33–35}. All these physical implementations have followed an analogue or quantum simulation approach. However, implementing QWs on a circuit based system is crucial to explore the algorithm applications based on QWs. The implementation of a DQW on a three-qubit NMR system³⁶ and a CQW on a two-qubit

photonic processor³⁷ are the only two circuit-based implementations reported to date. To implement DQWs on circuit-based quantum processors, its necessary to map the position space to the available multi-qubit states. The range of the walk is set by the available qubit number and gate depth. The term Quantum Cellular Automaton (QCA) describes a unitary evolution of a particle on a discretized space^{38–40}, as occurs with QWs. In this context, the one-dimensional Dirac cellular automaton (DCA) has been derived from the symmetries of the QCA showing how the dynamics of the Dirac equation emerges^{38–42}.

Here we implement efficient quantum circuits for a DQW in one-dimensional position space, which provide the time-evolution up to five steps. We report the experimental realization of a DQW on five qubits within a seven-qubit programmable trapped-ion quantum computer⁴³. With a tunable walk probability at each step we also show the experimental realization of a DCA where the coin bias parameter mimics the mass term in

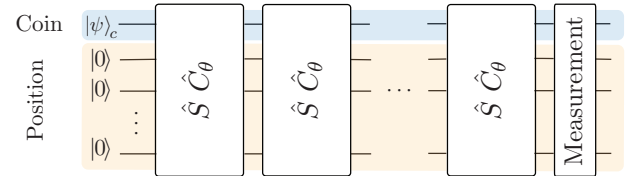


FIG. 1. DQW scheme. Each step is composed of a quantum coin operation, \hat{C}_θ , with tunable effective coin bias parameters, θ_i , followed by a shift operation, \hat{S} .

the Dirac equation. This will be central for discrete-time quantum simulation of the dynamics associated with the relativistic motion of a spin-1/2 particle in position space.

II. REVIEW OF QUANTUM WALKS AND THE CONNECTION TO THE DIRAC EQUATION

The DQW consists of two quantum mechanical systems, an effective coin and the position space of the walker, as well as an evolution operator, which is applied to both systems in discrete time-steps. The evolution is given by a unitary operator defined on a tensor product of two Hilbert spaces $\mathcal{H}_c \otimes \mathcal{H}_p$ where, \mathcal{H}_c is the coin Hilbert space spanned by the internal states $|0\rangle$ and $|1\rangle$ of a single qubit, while \mathcal{H}_p represents the position Hilbert space given by the position states $|x\rangle$ with $x \in \mathbb{Z}$ encoded in several qubits as described below. Here, the unitary quantum coin toss operation, \hat{C}_θ , is a unitary rotation operator that acts on the coin qubit space,

$$\hat{C}_\theta = \begin{bmatrix} \cos \theta & -i \sin \theta \\ -i \sin \theta & \cos \theta \end{bmatrix} \otimes \hat{I}_p, \quad (1)$$

where θ is a coin bias parameter that can be varied at each step to modify the QW path superposition weights. The conditional position-shift operator, \hat{S} , translates the particle to the left and right conditioned by the state of the coin qubit,

$$\hat{S} = |0\rangle\langle 0| \otimes \sum_{x \in \mathbb{Z}} |x-1\rangle\langle x| + |1\rangle\langle 1| \otimes \sum_{x \in \mathbb{Z}} |x+1\rangle\langle x|. \quad (2)$$

The state of the particle in position space after t steps of the walk, is accomplished by the repeated action of the operator $\hat{W} = \hat{S}\hat{C}_\theta$ on the initial state of the particle $|\psi\rangle_c = \alpha|0\rangle + \beta|1\rangle$ at position $x = 0$, as shown in Fig. 1,

$$|\Psi(x, t)\rangle = \hat{W}^t \left[|\psi\rangle_c \otimes |x=0\rangle \right] = \sum_x \begin{bmatrix} \psi_{x,t}^0 \\ \psi_{x,t}^1 \end{bmatrix}, \quad (3)$$

where $\psi_{x,t}^{0(1)}$ denotes the left(right) propagating component of the particle at time-step t . The probability of finding the particle at position x and time t will be $P(x, t) = |\psi_{x,t}^0|^2 + |\psi_{x,t}^1|^2$.

Recent works have shown a relationship between DQWs and the Dirac equation^{14–18,41}. Starting from a discrete time evolution operator and then moving from position space to momentum space, Dirac kinematics can be recovered from the diagonal terms of the unitary evolution operator for small momenta in the small mass regime^{16–18}. In contrast with these proposals in the Fourier frame, we focus our implementation on the probability distribution of the DQW, which is analogous to the spreading of a relativistic particle. To realize a DCA and recover the Dirac equation, a split-step quantum walk, one form of the DQW, is used³⁸. Each step of a split-step quantum walk is a composition of two half

step evolutions with different coin biases and position shift operators,

$$\hat{W}_{ss} = \hat{S}_+ \hat{C}_{\theta_2} \hat{S}_- \hat{C}_{\theta_1}, \quad (4)$$

where the coin operation \hat{C}_{θ_j} , with $j = 1, 2$, is given in Eq. (1). The split-step position shift operators are,

$$\begin{aligned} \hat{S}_- &= |0\rangle\langle 0| \otimes \sum_{x \in \mathbb{Z}} |x-1\rangle\langle x| + |1\rangle\langle 1| \otimes \sum_{x \in \mathbb{Z}} |x\rangle\langle x| \\ \hat{S}_+ &= |0\rangle\langle 0| \otimes \sum_{x \in \mathbb{Z}} |x\rangle\langle x| + |1\rangle\langle 1| \otimes \sum_{x \in \mathbb{Z}} |x+1\rangle\langle x|. \end{aligned} \quad (5)$$

Following^{38,42}, the particle state at time t and position x after the evolution operation \hat{W}_{ss} is described by the differential equation,

$$\begin{aligned} \frac{\partial}{\partial t} \begin{bmatrix} \psi_{x,t}^0 \\ \psi_{x,t}^1 \end{bmatrix} &= \cos \theta_2 \begin{bmatrix} \cos \theta_1 & -i \sin \theta_1 \\ i \sin \theta_1 & -\cos \theta_1 \end{bmatrix} \begin{bmatrix} \frac{\partial \psi_{x,t}^0}{\partial x} \\ \frac{\partial \psi_{x,t}^1}{\partial x} \end{bmatrix} \\ &+ \begin{bmatrix} \cos(\theta_1 + \theta_2) - 1 & -i \sin(\theta_1 + \theta_2) \\ -i \sin(\theta_1 + \theta_2) & \cos(\theta_1 + \theta_2) - 1 \end{bmatrix} \begin{bmatrix} \psi_{x,t}^0 \\ \psi_{x,t}^1 \end{bmatrix}. \end{aligned} \quad (6)$$

By controlling the parameters θ_1 and θ_2 , the split-step quantum walk turns into the one-dimensional Dirac equations for massless and massive spin-1/2 particles^{38,42}. For instance, the massless particle Dirac equation can be recovered for $\cos(\theta_1 + \theta_2) = 1$. Thereby, Eq. (6) becomes $i\hbar [\partial_t - \cos \theta_2 (\cos \theta_1 \sigma_z + \sin \theta_1 \sigma_y) \partial_x] \Psi(x, t) = 0$, which is identical to the Dirac equation of a massless particle in the relativistic limit⁴⁴. In contrast, considering $\theta_1 = 0$ and a very small value of θ_2 corresponds to the Dirac equation for particles with small mass^{35,44} in the form $i\hbar [\partial_t - (1 - \theta_2^2/2) \sigma_z \partial_x + i\theta_2 \sigma_x] \Psi(x, t) \approx 0$.

At the same time, by choosing $\theta_1 = 0$, the quantum walk operator \hat{W}_{ss} given in Eq. (4) takes the form of the unitary operator for a DCA³⁸,

$$\hat{W}_{ss} = \begin{bmatrix} \cos(\theta_2) S_- & -i \sin(\theta_2) \mathbb{1} \\ -i \sin(\theta_2) \mathbb{1} & \cos(\theta_2) S_+ \end{bmatrix} = U_{DCA}. \quad (7)$$

Within this framework, θ_2 determines the mass of the Dirac particle. The split-step DQW described by the operator \hat{W}_{ss} is equivalent to the two period DQW with alternate coin operations, θ_1 and θ_2 , when the alternate points in position space with zero probability are ignored⁴⁵. Therefore, all the dynamics of a DCA can be recovered from the DQW evolution using \hat{W} and alternating the two coin operations. See Appendix C for a comparison between DCA and the explicit solution of the Dirac equation. Typical features of the Dirac equation in relativistic quantum mechanics, such as the Zitterbewegung³⁸ and the Klein paradox⁴⁶, are also dynamical features of the DCA, as well as the spreading of the probability distribution and the entanglement of localized positive-energy states. We note that these effects have also been shown in direct analog simulations of the Dirac equation with trapped ions³⁵ and BECs⁴⁷.

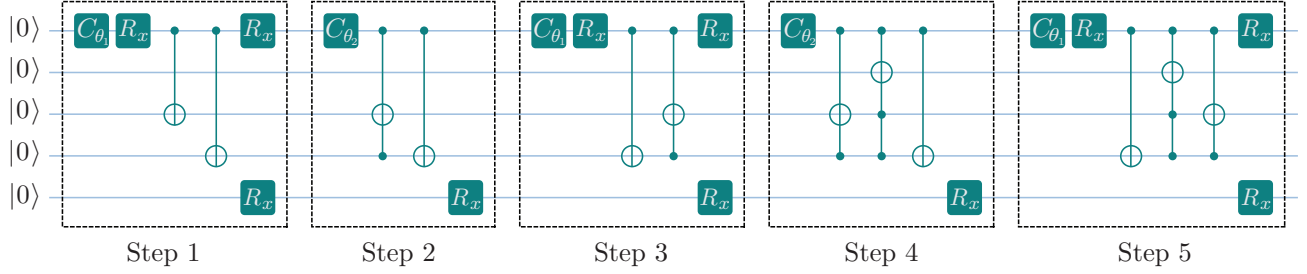


FIG. 2. Circuit diagram for a DQW and DCA. Each dashed block describes one step in the quantum walk.

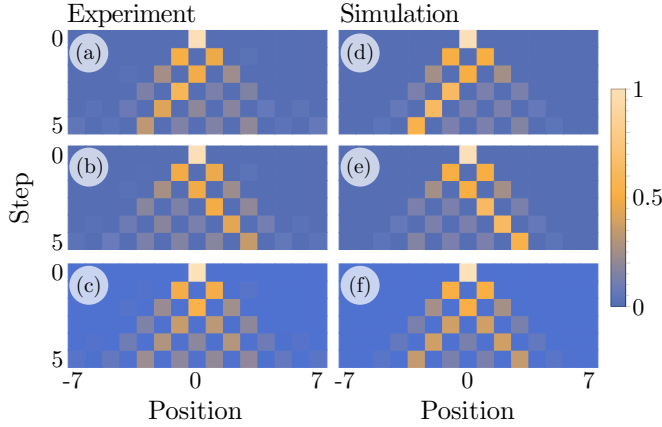


FIG. 3. Discrete-time Quantum Walk. Comparison of the experimental results (left) and the theoretical quantum-walk probability distribution (right) for the first five steps with initial particle state (a)-(b) $|\psi\rangle_c = |0\rangle$, (c)-(d) $|\psi\rangle_c = |1\rangle$, (e)-(f) $|\psi\rangle_c = |0\rangle + i|1\rangle$, and position state $|x = 0\rangle$.

light⁵¹. In contrast, a DCA with $\theta_2 = \pi/4$ corresponds to massive particle and hence there is a slow spread rather than a ballistic trajectory in position space.

IV. CONCLUDING REMARKS

We have shown how quantum walks form the basic elements for simulation of the dynamics associated with the free Dirac particle with positive energy. Despite the population mismatch of 0.05–0.2 between the simulation and the experimental results after five steps, the final probability density exhibits the characteristic behavior of an initially localized Dirac particle. A key factor on the digitization of DQW/DCA is the mapping of qubit states to position space. An adequate mapping is important to minimize the number of gates on the protocol, and as a consequence, the resource scaling of the evolution. By increasing in the available number of qubits, these quantum circuits can be scaled to implement more steps and simulate a multi-particle DQW. The number of gates has a polynomial growth rate with the number of steps⁵².

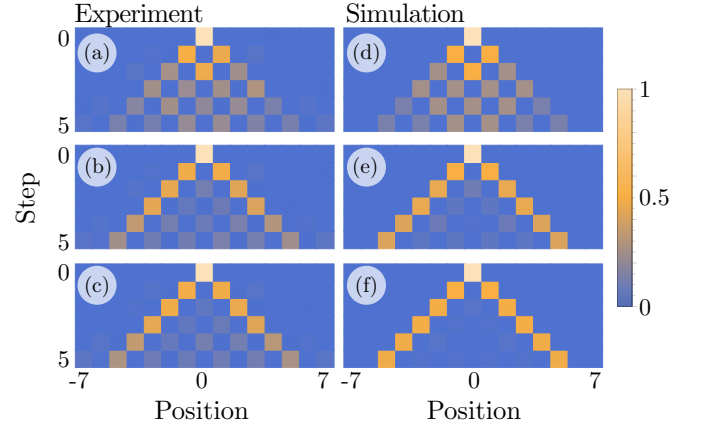


FIG. 4. Output of a step-5 Dirac Cellular Automaton for $\theta_1 = 0$ and (a)-(b) $\theta_2 = \pi/4$, (c)-(d) $\theta_2 = \pi/10$ and (e)-(f) $\theta_2 = \pi/20$ with the initial state is $|\Psi_{in}\rangle = (|0\rangle + i|1\rangle) \otimes |x = 0\rangle$.

ACKNOWLEDGMENTS

The authors would like to thank to Y. Nam and C. Figgatt for helpful discussions. CHA acknowledges financial support from CONACYT doctoral grant no. 455378. CMC acknowledges the support from DST, Government of India under Ramanujan Fellowship grant no. SB/S2/RJN-192/2014 and US Army ITC-PAC contract no. FA520919PA139. NML acknowledges financial support from the NSF grant no. PHY-1430094 to the PFC@JQI.

Appendix A: Experimental details

The experiments are performed in a chain of seven individual $^{171}\text{Yb}^+$ ions confined in a Paul trap and laser-cooled close to their motional ground state^{43,49}. In order to guarantee higher uniformity in the ion spacing, matching the equally spaced individual addressing beams, the middle five of these are used to encode qubits in their hyperfine-split $^2S_{1/2}$ ground level, with an energy difference of 12.642821 GHz. The two edge ions are neither

manipulated nor measured, however, their contribution to the collective motion is included when creating the entangling operations. The ions are initialized by an optical pumping scheme and are collectively read out using state-dependent fluorescence detection⁵³, with each ion being mapped to a distinct photomultiplier tube (PMT) channel. The system has two mechanisms for quantum control, which can be combined to implement any desired operation: single qubit rotations, or R gates, and two-qubit entangling interactions, or XX gates. These quantum operations are achieved by applying two counter-propagating optical Raman beams from a single 355-nm mode-locked laser⁵⁴. The first Raman beam is a global beam applied to the entire chain, while the second is split into individual addressing beams, each of which can be controlled independently and targets one qubit. Single-qubit gates are generated by driving resonant Rabi rotations of defined phase, amplitude, and duration. Two-qubit gates are realized by illuminating two ions with beat-note frequencies near to the motional sidebands and creating an effective spin-spin (Ising) interaction via transient entanglement between the state of two ions and all modes of motion^{55–57}. The average state detection fidelity for single- and two-qubit gate are 99.5(2)% and 98-99%, respectively. Rotations around the z-axis are achieved by phase advances on the classical control signals. Both the R as well as the XX angle can be varied continuously. State preparation and measurement (SPAM) errors are characterized and corrected by applying the inverse of an independently measured state-to-state error matrix⁵⁸.

Appendix B: Errors

In order to illustrate how our experiment performs, we plot the absolute value of the difference between the measured and the simulated position distributions, Fig. 5, they match the theoretical expectation closely. In both instances, DQW and DCA, the number of gates and hence the error incurred grows with the number of steps. Apart from this, the output from the walk both, DQW and DCA, is designed to have zero probabilities for an alternate position, however, due to addressing crosstalk in the system, we see a small amount of population in these states.

Appendix C: Comparison between Dirac kinematics and DCA

We use the explicit time-dependent solution of the one-dimensional Dirac equation provided by Strauch¹⁸:

$$\Psi(x, t) = \frac{m\mathcal{N}}{\pi} \begin{pmatrix} s^{-1}K_1(ms)[a + i(t+x)] + K_0(ms) \\ s^{-1}K_1(ms)[a + i(t-x)] + K_0(ms) \end{pmatrix}, \quad (\text{C1})$$

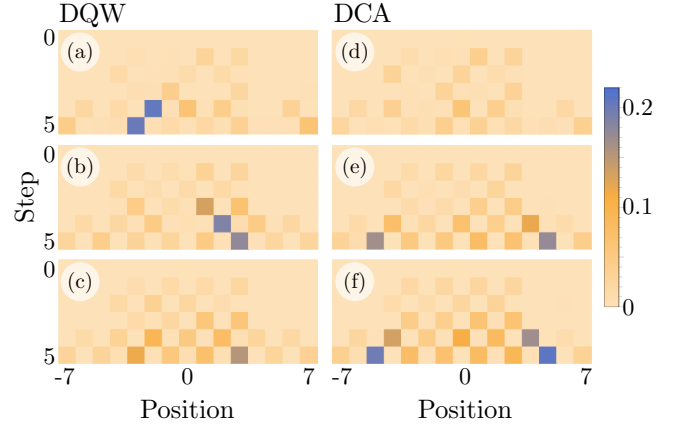


FIG. 5. Experimental errors for DQW (left) and DCA (right).

where $s = [x^2(a + it)^2]^{1/2}$, $\mathcal{N} = \sqrt{(\pi/2m)}[K_1(2ma) + K_0(2ma)]^{-1/2}$ the normalized factor and K_n is the modified Bessel Function of order n , to show the corresponding probability density at time t to the DCA after the time-step t , Fig. 6. The relationship between the mass in the Dirac equation and the coin bias parameter is given by,

$$m \approx \frac{\theta_2}{1 - \frac{\theta_2^2}{2}}. \quad (\text{C2})$$

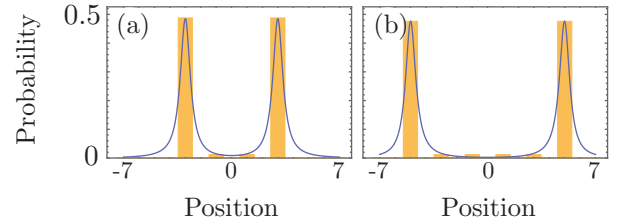
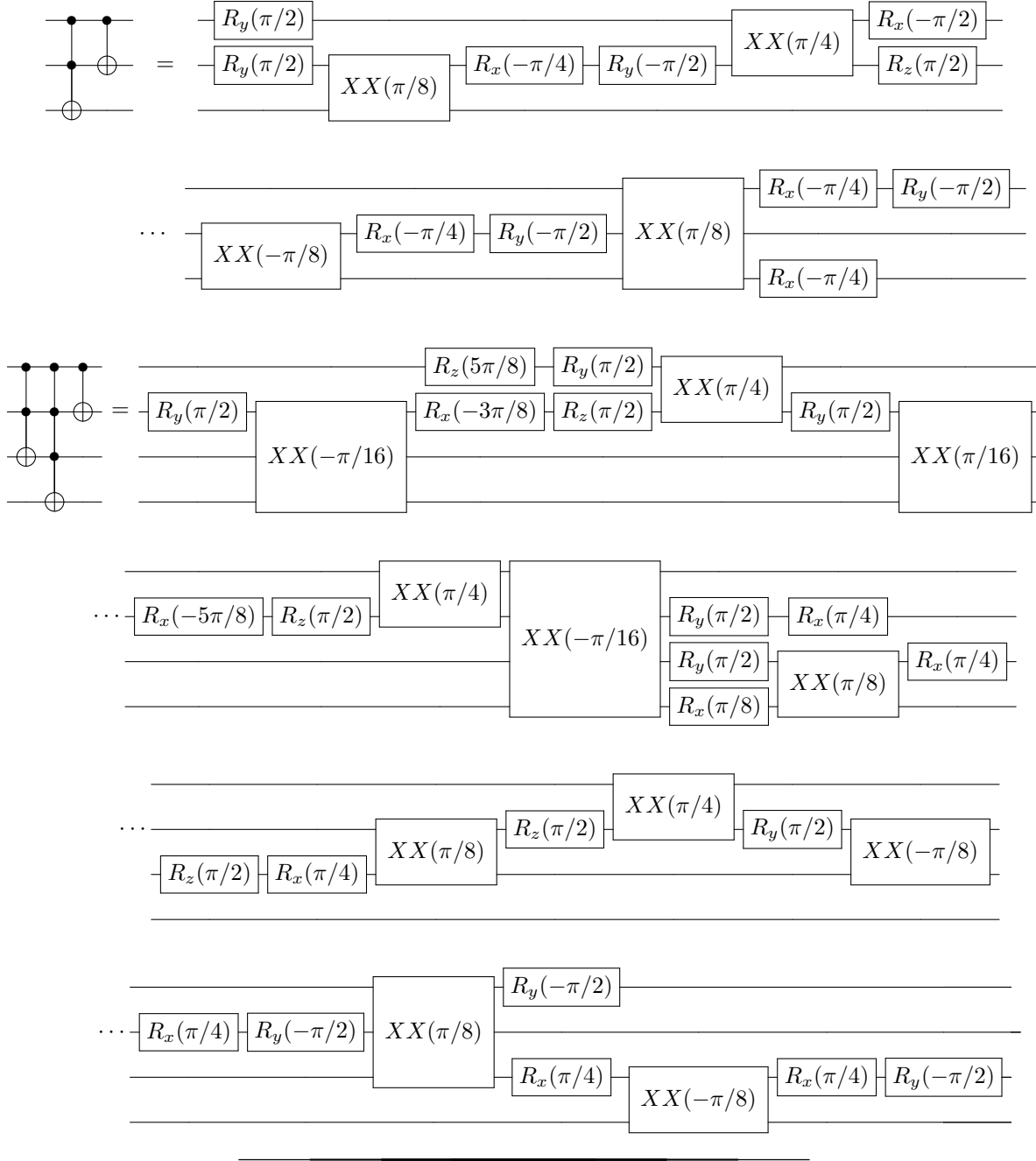


FIG. 6. Numerical simulation of the explicit time-dependent solution of the one-dimensional Dirac equation (solid blue) and DCA (yellow bars) at (a) $t = 3$ and (b) $t = 5$ with $a = 0.4$ and $\theta_2 = \pi/20$.

Appendix D: Gate block

The compiler breaks down the gate blocks shown in Fig. 2 (Toffoli-CNOT and Toffoli - Toffoli 4 - CNOT) into native R and XX gates as given by the following circuits, which are optimal in the XX-gate count.



* e-mail: aldehuer@umd.edu

¹ A. M. Childs, *et. al.* Exponential algorithmic speedup by a quantum walk. *Proc. thirty-fifth annual ACM symposium on Theory of computing* 59–68 (2003).

² A. Ambainis. Quantum walks and their algorithmic applications. *Int. J. Quantum Inf.*, **1**, 507–518 (2003).

³ N. Shenvi, J. Kempe, K. B. Whaley, and K. Birgitta. Quantum random-walk search algorithm. *Phys. Rev. A* **67**,

052307 (2003).

⁴ A. Ambainis. Quantum walk algorithm for element distinctness. *SIAM J. Computing* **37**, 210–239 (2007).

⁵ F. Magniez, M. Santha, and M. Szegedy. Quantum algorithms for the triangle problem. *SIAM Journal on Computing* **37**, 413–424 (2007).

⁶ B. L. Douglas, and J. B. Wang. A classical approach to the graph isomorphism problem using quantum walks. *J.*

- Phys. A: Math. Theor.* **41**, 075303 (2008).
- ⁷ J. K. Gamble, M. Friesen, D. Zhou, R. Joynt, and S. N. Coppersmith. Two-particle quantum walks applied to the graph isomorphism problem. *Phys. Rev. A* **81**, 052313 (2010).
 - ⁸ S. D. Berry and J. B. Wang. Two-particle quantum walks: entanglement and graph isomorphism testing. *Phys. Rev. A* **83**, 4 (2011).
 - ⁹ G. D. Paparo and M. A. Martin-Delgado. Google in a quantum network. *Sci. Rep.* **2**, 444 (2012).
 - ¹⁰ G. D. Paparo, M. Müller, F. Comellas, and M. A. Martin-Delgado. Quantum google in a complex network. *Sci. Rep.* **3**, 2773 (2013).
 - ¹¹ T. Loke, J. Tang, J. Rodriguez, M. Small, and J. B. Wang. Comparing classical and quantum pageranks. *Quantum Inf. Processing* **16**, 25 (2017).
 - ¹² P. Chawla, R. Mangal, and C. M. Chandrashekar. Discrete-time quantum walk algorithm for ranking nodes on a network. arXiv:1905.06575 [quant-ph].
 - ¹³ G. Di Molfetta, M. Brachet, and F. Debbasch. Quantum walks in artificial electric and gravitational fields. *Physica A: Statistical Mechanics and its Applications* **397**, 157–168 (2014).
 - ¹⁴ C. Chandrashekar, S. Banerjee, and R. Srikanth. Relationship between quantum walks and relativistic quantum mechanics. *Phys. Rev. A* **81**, 062340 (2010).
 - ¹⁵ G. Di Molfetta, M. Brachet, and F. Debbasch. Quantum walks as massless Dirac fermions in curved space-time. *Phys. Rev. A*, **88**, 042301 (2013).
 - ¹⁶ P. Arrighi, S. Facchini, and M. Forets. Quantum walking in curved spacetime. *Quantum Inf. Processing* **15**, 3467–3486 (2016).
 - ¹⁷ C. M. Chandrashekar. Two-component Dirac-like Hamiltonian for generating quantum walk on one-, two-and three-dimensional lattices. *Sci. Rep.* **3**, 2829 (2013).
 - ¹⁸ F. W. Strauch. Relativistic quantum walks. *Phys. Rev. A* **73**, 054302 (2006).
 - ¹⁹ G. Di Molfetta and A. Pérez. Quantum walks as simulators of neutrino oscillations in a vacuum and matter. *New J. Phys.* **18**, 103038 (2016).
 - ²⁰ A. Mallick, S. Mandal, A. Karan, and C. M. Chandrashekar. Simulating Dirac Hamiltonian in curved space-time by split-step quantum walk. *J. Phys. Commun.* **3**, 0150012 (2019).
 - ²¹ C. M. Chandrashekar and T. Busch. Localized quantum walks as secured quantum memory. *EPL*, **110** 10005 (2015).
 - ²² A. Mallick, S. Mandal, and C. M. Chandrashekar. Neutrino oscillations in discrete-time quantum walk framework. *Eur. Phys. J. C* **77**, 85 (2017).
 - ²³ D. Aharonov, A. Ambainis, J. Kempe, and U. Vazirani. Quantum walks on graphs. *Proc. thirty-third annual ACM symposium on Theo. computing* 50–59, (2001).
 - ²⁴ B. Tregenna, W. Flanagan, R. Maile, and V. Kendon. Controlling discrete quantum walks: coins and initial states. *New J. Phys.* **5**, 83 (2003).
 - ²⁵ E. Farhi and S. Gutmann. Quantum computation and decision trees. *Phys. Rev. A* **58** 915 (1998).
 - ²⁶ H. Gerhardt and J. Watrous. Continuous-time quantum walks on the symmetric group. In *Approximation, Randomization, and Combinatorial Optimization. Algorithms and Techniques*, 290–301 (2003).
 - ²⁷ H. B. Perets, *et.al.* Realization of quantum walks with negligible decoherence in waveguide lattices. *Phys. Rev. Lett.* **100**, 170506 (2008).
 - ²⁸ M. Karski, *et.al.* Quantum walk in position space with single optically trapped atoms. *Science* **325**, 174–177 (2009).
 - ²⁹ A. Peruzzo, *et.al.* Quantum walks of correlated particles. *Science* **329**, 15001503 (2010).
 - ³⁰ A. Schreiber, *et.al.* Photons walking the line: a quantum walk with adjustable coin operations. *Phys. Rev. Lett.* **104**, 050502 (2010).
 - ³¹ M. A. Broome, *et.al.* Discrete single-photon quantum walks with tunable decoherence. *Phys. Rev. Lett.* **104**, 153602 (2010).
 - ³² M. Tamura, T. Mukaiyama, and K. Toyoda. Quantum walks of a phonon in trapped ions. arXiv:1909.01511 [quant-ph].
 - ³³ H. Schmitz, *et.al.* Quantum walk of a trapped ion in phase space. *Phys. Rev. Lett.* **103**, 090504 (2009).
 - ³⁴ F. Zähringer, *et.al.* Realization of a quantum walk with one and two trapped ions. *Phys. Rev. Lett.* **104**, 100503 (2010).
 - ³⁵ R. Gerritsma, *et.al.* Quantum simulation of the Dirac equation. *Nature* **463**, 6871 (2010).
 - ³⁶ C. A. Ryan, M. Laforest, J.-C. Boileau, and R. Laflamme. Experimental implementation of a discrete-time quantum random walk on an NMR quantum-information processor. *Phys. Rev. A* **72**, 062317 (2005).
 - ³⁷ X. Qiang *et al.* Efficient quantum walk on a quantum processor. *Nat. Commun.* **7**, 11511 (2016).
 - ³⁸ A. Mallick and C. M. Chandrashekar. Dirac cellular automaton from split-step quantum walk. *Sci. Rep.* **6**, 25779 (2016).
 - ³⁹ A. Pérez. Asymptotic properties of the Dirac quantum cellular automaton. *Phys. Rev A* **93**, 012328 (2016).
 - ⁴⁰ D. A. Meyer. From quantum cellular automata to quantum lattice gases. *J. Stat. Phys.* **85**, 551–574 (1996).
 - ⁴¹ A. Bisio, G. M. D’Ariano, A. Tosini. Quantum Field as a quantum cellular automaton: the Dirac free evolution in one dimension. *Ann. Phys.* **354**, 244264 (2015).
 - ⁴² N. P. Kumar, R. Balu, R. Laflamme, and C. M. Chandrashekar. Bounds on the dynamics of periodic quantum walks and emergence of the gapless and gapped Dirac equation. *Phys. Rev. A* **97**, 012116 (2018).
 - ⁴³ S. Debnath, *et.al.* Demonstration of a small programmable quantum computer with atomic qubits. *Nature* **536**, 63 (2016).
 - ⁴⁴ B. Thaller. The Dirac equation. *Springer Science & Business Media* (2013).
 - ⁴⁵ W-W. Zhang, S. K. Goyal, C. Simon, and B. C. Sanders. Decomposition of split-step quantum walks for simulating Majorana modes and edge states. *Phys. Rev. A* **95**, 052351 (2017).
 - ⁴⁶ A. Bisio, G. M. D’Ariano, and A. Tosini. Dirac quantum cellular automaton in one dimension: Zitterbewegung and scattering from potential *Phys. Rev. A* **88**, 032301 (2013).
 - ⁴⁷ L. J. LeBlanc, *et. al.* Direct observation of Zitterbewegung in a Bose–Einstein condensate. *New Journal of Physics* **15**, 073011 (2013).
 - ⁴⁸ S. Singh, C. H. Alderete, R. Balu, C. Monroe, N. M. Linke, and C. M. Chandrashekar. Universal one-dimensional discrete-time quantum walks and their implementation on near term quantum hardware. arXiv:2001.11197 [quant-ph].
 - ⁴⁹ K. A. Landsman, *et al.* Verified quantum information scrambling. *Nature* **567**, 61 (2019).

- ⁵⁰ Y. Omar, N. Paunković, L. Sheridan, and S. Bose. Quantum walk on a line with two entangled particles. *Phys. Rev. A* **74**, 042304 (2006).
- ⁵¹ A. J. Bracken, D. Ellinas, and I. Smyrakis. Free-Dirac particle evolution as a quantum random walk. *Phys. Rev. A* **75**, , 022322 (2007).
- ⁵² F. Fillion-Gourdeau, S. MacLean, and R. Laflamme. Algorithm for the solution of the Dirac equation on digital quantum computers. *Phys. Rev. A* **95**, 042343 (2017).
- ⁵³ S. Olmschenk, *et al.*. Manipulation and detection of a trapped Yb hyperfine qubit. *Phys. Rev. A* **76**, 052314 (2007).
- ⁵⁴ R. Islam, *et al.*. Beat note stabilization of mode-locked lasers for quantum information processing. *Opt. Lett.* **39**, 3238-3241 (2014).
- ⁵⁵ T. Choi, *et al.*. Optimal quantum control of multimode couplings between trapped ion qubits for scalable entanglement. *Phys. Rev. Lett.* **112**, 190502 (2014).
- ⁵⁶ K. Mølmer, A. Sørensen. Multiparticle entanglement of hot trapped ions. *Phys. Rev. Lett.* **82**, 18351838 (1999).
- ⁵⁷ E. Solano, R. L. de Matos Filho, N. Zagury. Deterministic Bell states and measurement of the motional state of two trapped ions. *Phys. Rev. A* **59**, R2539–R2543, (1999).
- ⁵⁸ C. Shen, and L. M. Duan. Correcting detection errors in quantum state engineering through data processing. *New Journal of Physics* **14**, 053053 (2012).