

K_{l3} form factors in $N_f = 2 + 1$ QCD at physical point on large volume

J. Kakazu^{*1}, K.-I. Ishikawa^{2,3}, N. Ishizuka^{1,4}, Y. Kuramashi^{1,4}, Y. Nakamura⁵,
Y. Namekawa⁶, Y. Taniguchi^{1,4}, N. Ukita⁴, T. Yamazaki^{1,4}, and T. Yoshie^{1,4}

(PACS Collaboration)

¹Graduate School of Pure and Applied Sciences, University of Tsukuba, Tsukuba, Ibaraki 305-8571, Japan

²Graduate School of Science, Hiroshima University, Higashi-Hiroshima, Hiroshima 739-8526, Japan

³Core of Research for the Energetic Universe, Hiroshima University, Higashi-Hiroshima 739-8526, Japan

⁴Center for Computational Sciences, University of Tsukuba, Tsukuba, Ibaraki 305-8577, Japan

⁵RIKEN Center for Computational Science, Kobe, Hyogo 650-0047, Japan

⁶Institute of Particle and Nuclear Studies, High Energy Accelerator Research Organization (KEK), Tsukuba 305-0801, Japan

E-mail: kakazu@het.ph.tsukuba.ac.jp

We present our results of the K_{l3} form factors on the volume whose spatial extent is more than $L=10$ fm, with the physical pion and kaon masses using the stout-smearing clover $N_f = 2 + 1$ quark action and Iwasaki gauge action at $a^{-1} \approx 2.3$ GeV. The K_{l3} form factor at zero momentum transfer is obtained from fit based on the next-to-leading (NLO) formula in SU(3) chiral perturbation theory. We estimate systematic errors of the form factor, mainly coming from the finite lattice spacing effect. We also determine the value of $|V_{us}|$ by combining our result with the experiment and check the consistency with the standard model prediction. The result is compared with the previous lattice calculations.

37th International Symposium on Lattice Field Theory - Lattice2019
16-22 June 2019
Wuhan, China

*Speaker.

1. Introduction

Semileptonic decay of kaon into pion and lepton-neutrino pair, so-called K_{I3} decay plays an important role to determine V_{us} , which is one of the Cabbibo-Kobayashi-Maskawa (CKM) matrix [1] elements to explain mixture between up and strange quarks. $|V_{us}|$ is necessary to examine the existence of physics beyond the standard model (BSM). In the standard model, the unitary condition of the up quark part in the CKM matrix leads to vanishment of $\Delta_u \equiv |V_{ud}|^2 + |V_{us}|^2 + |V_{ub}|^2 - 1$. Since $|V_{ud}|$ has been obtained accurately and $|V_{ub}|$ is tiny, high precision determination of $|V_{us}|$ is required for a check of $\Delta_u = 0$ or not.

At present, the most precise determination of $|V_{us}|$ is the combination of experimental results and lattice calculations [2, 3]. However, there are some uncertainties, for instance, chiral extrapolations to the physical pion and kaon masses and finite size effect. To recognize the BSM signature, these uncertainties should be reduced. Hence we determine the K_{I3} form factor in dynamical $N_f = 2 + 1$ lattice QCD calculation with the physical quark masses on the spacial volume of more than $(10\text{fm})^3$. The detailed analyses in this study are presented in Ref. [4].

2. Calculation of form factors

The K_{I3} form factors $f_+(q^2)$ and $f_-(q^2)$ are defined by the matrix element of the weak vector current as,

$$\langle K(\vec{p}') | V_\mu | \pi(\vec{p}) \rangle = (p' + p)_\mu f_+(q^2) + (p' - p)_\mu f_-(q^2), \quad (2.1)$$

where V_μ is weak vector current and $q = p' - p$ is the momentum transfer. The scalar form factor $f_0(q^2)$ is defined by combination of vector form factors,

$$f_0(q^2) = f_+(q^2) + \frac{-q^2}{(m_K^2 - m_\pi^2)} f_-(q^2) = f_+(q^2) \left(1 + \frac{-q^2}{(m_K^2 - m_\pi^2)} \xi(q^2) \right), \quad (2.2)$$

where $\xi(q^2) = f_-(q^2)/f_+(q^2)$. At $q^2 = 0$, the two form factors, $f_+(q^2)$ and $f_0(q^2)$ give the same value, $f_+(0) = f_0(0)$.

To obtain the form factors, we calculate the meson 3-point function with the weak vector current $C_\mu^{\pi K}(\vec{p}, \vec{p}', t)$, which is given by

$$C_\mu^{\pi K}(\vec{p}, \vec{p}', t) = \langle 0 | O_K(\vec{p}', t_f) V_\mu(\vec{q}, t) O_\pi^\dagger(\vec{p}, t_i) | 0 \rangle \quad (2.3)$$

$$= \frac{Z_K(\vec{p}') Z_\pi(\vec{p})}{4E_K(\vec{p}') E_\pi(\vec{p}) Z_V} \langle K(\vec{p}') | V_\mu | \pi(\vec{p}) \rangle e^{-E_K(\vec{p}')(t_f-t)} e^{-E_\pi(\vec{p})(t-t_i)} + \dots, \quad (2.4)$$

where Z_V is the renormalization factor of the vector current, and $t_i < t < t_f$. E_π and E_K denote the energy of pion and kaon, respectively. Their energies are determined by the equation $E_X = \sqrt{m_X^2 + (\frac{2\pi}{L}\vec{n})^2}$ using the fitted mass m_X with the label X assigned to π or K , where L is the spatial extent and \vec{n} is integer vector which represents the direction of meson's momentum. m_X and $Z_X(\vec{0})$ are evaluated from the meson 2-point functions given by

$$C^X(\vec{0}, t) = \langle 0 | O_X(\vec{0}, t) O_X^\dagger(\vec{0}, t_i) | 0 \rangle = \frac{|Z_X(\vec{0})|^2}{2m_X} (e^{-m_X|t-t_i|} + e^{-m_X(2T-|t-t_i|)}) + \dots, \quad (2.5)$$

where T is the temporal extent. The periodicity in the temporal direction is effectively doubled thanks to averaging the 2-point functions with the temporal periodic and anti-periodic conditions. The terms of the dots (\cdots) denote the contributions from excited states.

For construction of the form factors, we define the quantity $R_\mu(\vec{p}, \vec{p}', t; t_{sep})$ which consists of 2- and 3-point functions in $t_{sep} \equiv |t_f - t_i|$,

$$R_\mu(\vec{p}, \vec{p}', t; t_{sep}) = \frac{C_\mu^{\pi K}(\vec{p}, \vec{p}', t)}{C^\pi(\vec{p}, t)C^K(\vec{p}', t)} \xrightarrow{t_i \ll t \ll t_f} A_\mu(\vec{p}, \vec{p}') + B_{\pi, \mu}(\vec{p}, t) + B_{K, \mu}(\vec{p}', t) + \cdots. \quad (2.6)$$

The term A_μ is proportional to matrix element $\langle K(\vec{p}') | V_\mu | \pi(\vec{p}) \rangle$, and the terms $B_{X, \mu}$ are the first excited state contributions of meson X and (\cdots) denotes the other excited state contributions. After extracting A_μ , we could obtain the vector form factor $f_+(q^2)$ and $f_-(q^2)$ by the combination with the relation Eq. (2.1).

3. Simulation setup

We use the configurations which were generated at the physical point, $m_\pi = 0.135$ GeV, on the large volume corresponding to $La = Ta = 10.9$ fm ($L = T = 128$), which is a part of the PACS10 configuration [5]. The configurations were generated by using $N_f = 2 + 1$ non-perturbative Wilson clover quark action with six stout smearing link [6] (smearing parameter $\rho = 0.1$) and the improvement coefficient $c_{SW} = 1.11$, and the Iwasaki gauge action [7] at $\beta = 1.82$ corresponding to $a^{-1} = 2.3162(44)$ GeV. The hopping parameters of two degenerate light quarks and strange quark are $(\kappa_{ud}, \kappa_s) = (0.126117, 0.124902)$, respectively.

In the calculation of the form factors, we use 20 configurations in total. We adopt 8 sources in time with 16 time separation per configuration, and 4 choices of the temporal axis thanks to the hypercube lattice. In the calculation of 2- or 3-point functions, we use $\mathbb{Z}(2) \otimes \mathbb{Z}(2)$ random wall source which is spread in the spatial sites, and also color and spin spaces [8]. We choose the three temporal separations $t_{sep} = 36, 42, 48$ ($\approx 3.05, 3.55, 4.05$ fm) to dominate $A_\mu(\vec{p}, \vec{p}')$ for sufficiently large t_{sep} . One random source is used in the calculations of $t_{sep} = 36$ and two sources for the others. The 3-point function is calculated using the sequential source technique at the sink time slice t_f , where the meson momentum is fixed to zero. We calculate $C_\mu^{\pi K}(\vec{p}, \vec{p}', t)$ and $C^X(\vec{p}, t)$ with the momentum $\vec{p} = (2\pi/L)\vec{n}$ of $n \equiv |\vec{n}|^2 \leq 6$. For suppression of the wrapping around effect of the 3-point functions, which is similar to that in Ref. [9], we average the 3-point functions with the periodic and anti-periodic boundary conditions in the temporal direction.

4. Result

We extract A_μ by fitting R_μ at each momentum transfer, $q_n^2 = -(m_K^2 + m_\pi^2 - 2m_K \sqrt{m_\pi^2 + n(\frac{2\pi}{L})^2})$, with the fit form considering first excited state contributions

$$R_\mu(\vec{p}, \vec{p}', t; t_{sep}) = A_\mu + B_\mu \exp(-t(\Delta E_\pi)) + C_\mu \exp(-(t_f - t)(\Delta m_K)), \quad (4.1)$$

$$\Delta E_\pi = (E_{\pi^*} - E_\pi), \quad \Delta m_K = (m_{K^*} - m_K),$$

where $E_{\pi^*} = \sqrt{m_{\pi^*}^2 + (\frac{2\pi}{L}\vec{n})^2}$ is the energy of the first excited state pion. We apply the experimental values of first excited state pion and kaon $m_{\pi^*} = 1.30$ GeV and $m_{K^*} = 1.46$ GeV, respectively [2].

Figure 1 indicates the fit result at $\vec{p} = 2\pi/L$ ($q_1^2 = -(m_K^2 + m_\pi^2 - 2m_K\sqrt{m_\pi^2 + (\frac{2\pi}{L})^2})$) combined all the t_{sep} with the fit form in Eq. (4.1). We use the fit range of $7 \leq t \leq (t_{sep} - 12)$ in R_4 (the left panel in Fig.1), and use the range of $6 \leq t \leq (t_{sep} - 18)$ in R_i (the right panel in Fig.1).

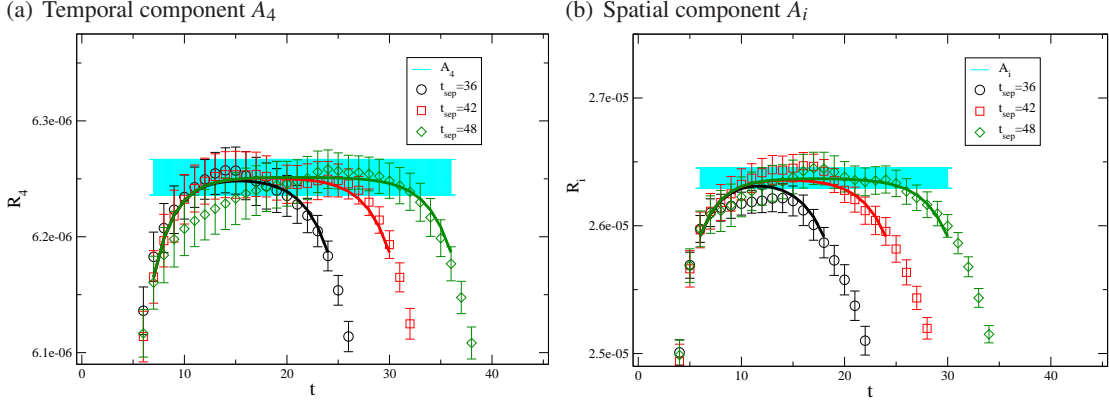


Figure 1: Extraction of A_μ from the quantity R_μ when $|\vec{p}| = 2\pi/L$. Black circle, red square and green diamond symbols in both panels represent the quantities $R_\mu(\vec{p}, \vec{0}, t; 36)$, $R_\mu(\vec{p}, \vec{0}, t; 42)$, $R_\mu(\vec{p}, \vec{0}, t; 48)$, respectively. Bold fit curves are drawn by Eq. (4.1). Cyan bands represent A_μ with the statistical error.

After constructing the form factors from the extracted A_μ , we employ formulae based on the NLO SU(3) ChPT [10] for interpolation to $q^2 = 0$

$$f_+(q^2) = 1 - 2\frac{q^2}{F_0^2}L_9(\mu) + \frac{3}{2}H_{K\pi}(-q^2) + \frac{3}{2}H_{K\eta}(-q^2) + c_0^+ + c_2^+(-q^2)^2, \quad (4.2)$$

$$\begin{aligned} f_0(q^2) = & 1 - 4\frac{q^2}{F_0^2}L_5(\mu) - \frac{1}{8\pi^2F_0^2} \left(5q^2 + 2\Sigma_{\pi K} - \frac{3\Delta_{\pi K}^2}{q^2} \right) \bar{J}_{\pi K}(-q^2) \\ & - \frac{1}{24\pi^2F_0^2} \left(3q^2 + 2\Sigma_{\pi K} - \frac{\Delta_{\pi K}^2}{q^2} \right) \bar{J}_{K\eta}(-q^2) - \frac{q^2}{4\Delta_{\pi K}} (5\mu_\pi - 2\mu_K - 3\mu_\eta) \\ & + c_0^0 + c_2^0(-q^2)^2, \end{aligned} \quad (4.3)$$

where $\Sigma_{XY} = m_X^2 + m_Y^2$, $\Delta_{XY} = m_X^2 - m_Y^2$, $\mu_X = \frac{m_X^2}{32\pi^2F_0^2} \ln\left(\frac{m_X^2}{\mu^2}\right)$, and $L_9(\mu)$, $L_5(\mu)$ are the low energy constants of the NLO SU(3) ChPT. H_{XY} , \bar{J}_{XY} , ($X, Y = \pi, K, \eta$) represent one-loop integrals in Ref. [10]. $\mu = 0.77$ GeV is the renormalization scale. $F_0 = 0.079$ GeV is the decay constant in the SU(3) chiral limit. The NLO ChPT formulae have only trivial terms at $q^2 = 0$, thus we add the nontrivial term $c_0^{+,0}$. We also add the $c_2^{+,0}(-q^2)^2$ as the NNLO analytic term has $-q^2$ dependence.

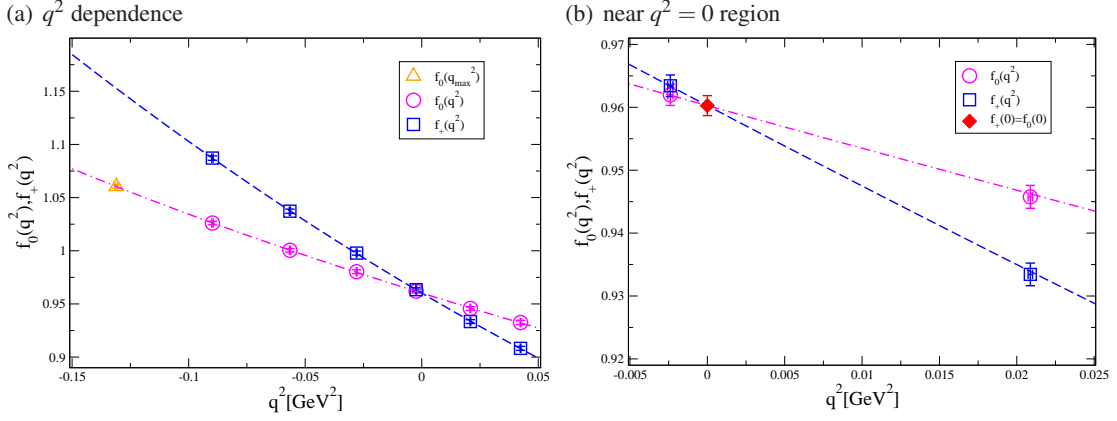


Figure 2: (a) q^2 dependence of K_{l3} form factors. The square and circle symbols denote $f_+(q^2)$ and $f_0(q^2)$, respectively. The dashed and dot-dashed curves represent the simultaneous fit result of $f_+(q^2)$ and $f_0(q^2)$, respectively, with the ChPT forms in Eqs.(4.2) and (4.3) added the analytic terms. The orange triangle at the far left in Fig. (a) represents $f_0(q_{\text{min}}^2)$, where $q_{\text{min}}^2 = -(m_K - m_\pi)^2$. The diamond symbol denotes the fit result of $f_+(0) = f_0(0)$. Fig. (b) is the magnification of the left panel near $q^2 = 0$

Figure 2 shows the simultaneous fit result of $f_+(q^2)$ and $f_0(q^2)$ using the ChPT forms in Eqs. (4.2) and (4.3). The datum of $f_0(q_{\text{min}}^2)$ is not included in the fit. We also check that the inclusion of the datum in the fit does not change the fit result qualitatively. The ChPT forms well describe our data, and $\chi^2/\text{d.o.f.} \approx 0.06$ in the uncorrelated fit.

We investigate systematic errors in $f_{+,0}(0)$. The largest error is from the discretization. The discrepancy of Z_V is regarded as a systematic error coming from the finite lattice spacing effect, and it must vanish in the continuum limit. We obtain Z_V of weak current using two methods. One is determination of Z_V using electromagnetic current conservation. We obtain the quantities from the combination of 3-point functions of $t_{\text{sep}} = 36$ with electromagnetic current and 2-point functions of pion and kaon, and estimate by geometric mean of these. This yields $Z_V = 0.95586(18)$. The other is Schrödinger functional method, resulting in $Z_V = 0.95153(76)$ [12]. The difference of the form factor by choice of Z_V is 0.45%. The systematic error from finite size effects could be ignored because of $O(e^{-m_\pi L}) \approx 0.06\%$.

Our result of the form factors with systematic error is

$$f_{+,0}(0) = 0.9603(16)(44), \quad (4.4)$$

where the first error is statistical error and the second is the discrepancy of Z_V .

After interpolating to $q^2 = 0$ we estimate the absolute value of the CKM matrix element $|V_{us}|$ by combining the value $|V_{us}|f_+(0) = 0.21654(41)$ derived from the K_{l3} decay rate [18] as

$$|V_{us}| = 0.22550(37)(103)(43), \quad (4.5)$$

where the first error is statistical error, and the second comes from the choice of Z_V and the third comes from experiment. Figure 3 shows the comparison of our results from the ChPT with the

PDG's estimations [2], other lattice results [8, 13–17], and the one from the unitarity condition $\Delta_u = 0$. Our result with total error covers the SM prediction which is estimated by the combination $\Delta_u = 0$ and $|V_{ud}|$ from Ref. [19] (ignoring $|V_{ub}|$ because of too small effect). The largest deviation from the previous lattice calculation of continuum limit is 1.8σ ¹.

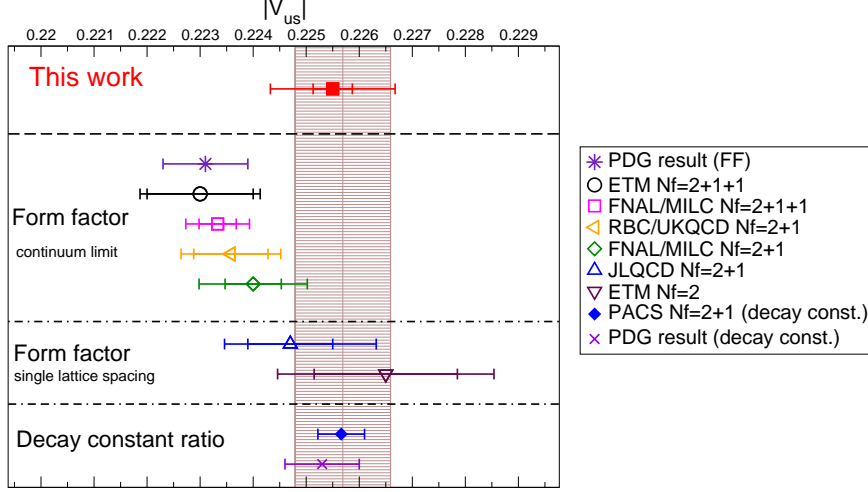


Figure 3: Comparison of $|V_{us}|$. The filled square symbol is our result from the K_{I3} form factor with the ChPT fit. The filled diamond symbol is estimated by the decay constant ratio calculated with the same configuration [5]. The star and cross symbols express the PDG's results [2] from the K_{I3} form factor and the ratio of the decay constant, respectively. Brown band is the SM prediction from $\Delta_u = 0$ and from Ref. [19]. The other open symbols represent previous lattice QCD results from the K_{I3} form factor [8, 13–17].

We also confirm the consistency on the slope of the form factors between our results and experimental results. We estimate the slopes of the form factors $\lambda_{+,0}$ defined by

$$\lambda_s = \frac{m_{\pi_{\pm}^{\text{phys}}}^2}{f_s(0)} \left. \frac{df_s(t)}{dt} \right|_{t=-q^2=0}, \quad (4.6)$$

where label s is assigned to $+$ or 0 . Our results from the ChPT fit are

$$\lambda_+ = 2.62(4) \times 10^{-2}, \quad \lambda_0 = 1.38(4) \times 10^{-2}. \quad (4.7)$$

They are consistent with the experimental results $\lambda_+ = 2.58(4) \times 10^{-2}$ and $\lambda_0 = 1.36(7) \times 10^{-2}$ [18].

5. Summary

We present the results of the K_{I3} form factors $f_+(q^2)$ and $f_0(q^2)$ in $N_f = 2 + 1$ lattice QCD at the physical point ($m_{\pi} \approx 0.135$ GeV) on the large volume lattice with $(10 \text{ fm})^4$. Since we calculate

¹The result of the latest determination of $|V_{ud}| = 0.97370(14)$ [20], the $|V_{us}|$ estimation from $\Delta_u = 0$ combining this value is $|V_{us}| = 0.22783(59)$. The difference from our result is 1.7σ .

the form factors in close to zero momentum transfer, we perform an interpolation to $q^2 = 0$ by using the NLO SU(3) ChPT with NNLO analytic terms. Using our result of the form factor at $q^2 = 0$, $|V_{us}|$ is estimated by combining the form factor with the K_{I3} decay rate. Our result is consistent with the SM prediction and is slightly larger than previous lattice results in the continuum limit. The choice of Z_V , which is regarded as the systematic error from the finite lattice spacing effect, is the largest systematic error. Thus, an important future work is to evaluate form factors at one or more finer lattice spacings for taking the continuum limit.

Acknowledgement

Numerical calculations in this work were performed on the Oakforest-PACS at Joint Center for Advanced High Performance Computing under Multidisciplinary Cooperative Research Program of Center for Computational Sciences, University of Tsukuba. A part of the calculation employed OpenQCD system This work is supported in part by Grants-in-Aid for Scientific Research from the Ministry of Education, Culture, Sports, Science and Technology (MEXT) (Nos.16H06002, 18K03638, 19H01892).

References

- [1] M. Kobayashi and T. Maskawa, Prog. of Theoretical Physics. 49 (2) : 652-657.
- [2] Particle Data Group (M. Tanabashi *et al.*), Phys. Rev. D 98, 030001 (2018).
- [3] FLAG working group (S. Aoki *et al.*), arXiv:1902.08191.
- [4] PACS collaboration (J. Kakazu. *et al.*), arXiv:1912.13127.
- [5] PACS collaboration (N. Ukita *et al.*), Phys. Rev. D 99, 014504 (2019).
- [6] C. Morningstar *et al.*, Phys.Rev.D69,054501 (2004).
- [7] Y. Iwasaki, arXiv:hep-lat/1111.7054v1.
- [8] RBC/UKQCD collaboration (P. A. Boyle *et al.*), JHEP 1506 (2015) 164.
- [9] PACS collaboration (J. Kakazu. *et al.*), PoS LATTICE2016 (2017) 160.
- [10] J. Gasser and H. Leutwyler, Nucl. Phys. B250, 517 (1985)
- [11] PACS collaboration (N. Ukita *et al.*), PoS LATTICE 2015 (2016) 075 .
- [12] PACS collaboration (K.I. Ishikawa *et al.*), PoS LATTICE 2015 (2016) 271.
- [13] JLQCD collaboration (S. Aoki *et al.*), Phys. Rev. D96, 034501 (2017).
- [14] ETM collaboration (V. Lubicz *et al.*), Phys.Rev.D80:111502 (2009) .
- [15] ETM collaboration (N. Carrasco *et al.*), Phys. Rev. D 93, 114512 (2016).
- [16] FNAL/MILC collaboration (A. Bazavov *et al.*), Phys.Rev. D87 (2013) 073012.
- [17] FNAL/MILC collaboration (A. Bazavov *et al.*), Phys.Rev. D99 (2019) no.11, 114509 .
- [18] M. Moulson, PoS CKM2016, 033 (2017).
- [19] J. C. Hardy and I. S. Towner, PoS CKM2016, 028 (2016).
- [20] C. -Y. Seng *et al.*, Phys. Rev. Lett. 121, 241804 (2018).