

Coalescing Eigenvalues and Crossing Eigencurves of 1-Parameter Matrix Flows

Frank Uhlig *

Abstract

We investigate the eigenvalue curves of 1-parameter hermitean and general complex or real matrix flows $A(t)$ in light of their geometry and the uniform decomposability of $A(t)$ for all parameters t . The often misquoted and misapplied results by Hund and von Neumann and by Wigner for eigencurve crossings from the late 1920s are clarified for hermitean matrix flows $A(t) = (A(t))^*$. A conjecture on extending these results to general non-normal or non-hermitean 1-parameter matrix flows is formulated and investigated. An algorithm to compute the block dimensions of uniformly decomposable hermitean matrix flows is described and tested. The algorithm uses the ZNN method to compute the time-varying matrix eigenvalue curves of $A(t)$ for $t_o \leq t \leq t_f$. Similar efforts for general complex matrix flows are described. This extension leads to many new and open problems. Specifically, we point to the difficult relationship between the geometry of eigencurves for general complex matrix flows $A(t)$ and a general flow's decomposability into blockdiagonal form via one fixed unitary or general matrix similarity for all parameters t .

Keywords: matrix eigenvalues, time-varying matrix flows, eigenvalue curve, eigencurve crossing, Hund-von Neumann-Wigner Theorem, Zhang Neural Network, numerical matrix algorithm, decomposable matrix, block diagonal matrix

AMS : 15A60, 65F15, 65F30, 15A18

1 Introduction

The eigenvalues of real or complex matrix flows $A(t)_{n,n}$ have been studied for more than 90 years, see [3], [8] for the earliest papers that came about within foundational quantum theory. Parameter-dependent eigenvalue curves of hermitean matrix flows and their possible crossings have become important for studies on stability and bifurcation such as for molecular aspects of quantum and chemical physics, in the study of energy surfaces, in structural analyses, in antenna theory and in other areas, see e.g. [4] or [9] and specifically [2, p. 520] for a listing of recent references. In the early 1900s it was most important for quantum mechanics to understand whether parameter varying matrix eigenvalue curves would intersect or cross, leading to different practical results and quantum state implications if they would. The two fundamental papers [3], [8] 'proved' that hermitean matrix flows that depend on one (or two) parameters, such as $A(t) = F + tG$ or $A(t) = F + tG + t^2H$ for constant hermitean matrices F, G , and/or H would not allow eigencurve crossings.

This classical 'result' has not been challenged and has unfortunately been repeated (see e.g. [2, p. 519, 2nd paragraph in Introduction]) dozens of times in the literature until 2018 when normal non-hermitean matrices were named as exceptions to the von Hund-Neuman-Wigner no-crossing rule in [5, Ex. 7.1, Fig. 7.2, p. 1739, 1740] in computational studies of the field of values of a constant matrix. As the simplest and worst case counter example for the classical result with hermitean 1-parameter matrix flows, note that if a $2n$ by $2n$ 1-parameter matrix flow $A(t) = F(t) + tG(t)$ is generated from two compatibly dimensioned block diagonal hermitean matrix flows $F(t) = \text{diag}(f, f)_{2n,2n}$ and $G(t) = \text{diag}(g, g)_{2n,2n}$ with repeated hermitean n by n blocks $f(t)_{n,n}$ and $g(t)_{n,n}$, respectively, then every point on every eigencurves of $A(t)_{2n,2n}$ is doubly covered, i.e., every point of every eigencurve of $A(t)_{2n,2n}$ is a 'crossing point'.

One explanation for this historical oversight by the 'eigenvalue crossing' community is the fact that a simple block-diagonal counter example would never appear in or become an issue in quantum physics nor in the study of single atoms or molecules.

*Department of Mathematics and Statistics, Auburn University, Auburn, AL 36849-5310 (uhligfd@auburn.edu)

But for mathematicians this simple counterexample produces many note-worthy challenges: can there be eigenvalue curve crossings in more general 1-parameter matrix flow settings? When do they occur, if ever? How can they be found? Which is the coarsest block-diagonalisation for a given 1-parameter general complex or hermitean matrix flow $A(t)$, which the finest? How can the decomposition block sizes for a decomposable matrix flow $A(t)$ be determined from its eigencurves? Can an actual block diagonalization of a decomposable matrix flow $A(t)$ be computed?

The initial paper [8] by von Neumann and Wigner studied 1- to 3-variable dependent hermitean matrix flows in regards to eigencurve crossings. Recent work of Dieci et al. [2, Ex. 4.1, 4.2, p. 533 - 535] has created an algorithm for computing multi-variable eigencrossing data points for 1- to 3-parameter hermitean matrix flows of the form $f(x, y, z)F + g(x, y, z)G + h(x, y, z)H$ with constant matrices F, G, H and multi-nomials f, g , and h .

Here we consider 1-parameter hermitean and general complex or real matrix flows $A(t) = (a_{k,j}(t))_{n,n}$ with 1-parameter varying entry functions. This extends the earlier $A(t) = F + tG (+ t^2H)$ approach in two directions, namely to general matrix flows with general entry functions.

Section 2 deals with 1-parameter hermitean matrix flows $A(t)$ and eigencurve crossings and relates the latter to equivalent separable or decomposable block matrix flows, where the term 'equivalent' means uniformly via one fixed matrix similarity $S^{-1}A(t)S$ for all parameters t . An algorithm for finding the block dimensions of decomposable hermitean flows is given and open questions are raised. Section 3 deals with general complex or real 1-parameter matrix flows. Throughout we use the Zhang Neural Network (ZNN) method for the eigenanalyses of time-varying matrix flows as developed in [14, 12].

2 Hermitean Matrix Flows and Eigencurve Crossings

This section deals with 1-parameter matrix flows $A(t)_{n,n}$, their eigenvalue curves for a time or parameter interval $t_o \leq t \leq t_f$, and the notion of matrix separability or matrix decomposition. More specifically we deal with hermitean matrix flows in this section; general matrix flows and their eigencurves are discussed in Section 3.

Definition :

- (1) A constant square matrix $A_{n,n}$ is called *separable* or *decomposable* if A is similar to a proper block-diagonal matrix,. Here and below 'proper' means that A 's blockdiagonal representation has at least two diagonal blocks.
- (2) A 1-parameter real or complex square matrix flow $A(t)_{n,n}$ is called *structurally separable* or *structurally decomposable* on an interval $[t_o, t_f] \subset \mathbb{R}$ if each $A(t)$ can be reduced uniformly to the same proper blockdiagonal form via the same fixed matrix similarity.

Note that an indecomposable or decomposable matrix flow might contain specific matrices $A(t)$ that may be reduced further for a specific value of $t \in [t_o, t_f]$ if, for example, some strategic entries in the common block diagonal form of all $A(t)$ become zero at some t .

Obviously the eigencurves of a block diagonal hermitean matrix flow $A(t) = \text{diag}(A_1, A_2, \dots, A_k)$ are simply the superpositions of the eigencurves of each of its individual matrix blocks A_i . If $k = 2$ and the eigencurves of the first diagonal block A_1 hover around 100 on a given interval $[t_o, t_f]$ and those of the second block A_2 hover around -50 in value, for example, then there will likely be no crossings among the set of eigencurves for $A(t)$ on the given interval and then the eigencurves carry little information regarding the possible decomposability of $A(t)$. In this case it might be advisable to enlarge the interval $[t_o, t_f]$ since the decomposability of parameter-varying matrix flows is a global property. We will study and learn more about this phenomenon later on. If on the other hand there are observed eigencurve crossings for a hermitean matrix flow $A(t)_{n,n}$, then A is separable or decomposable, i.e., there is a nonsingular constant matrix $S_{n,n}$ so that $S^{-1} \cdot A(t) \cdot S$ is uniformly and properly block diagonal for all t as we shall see. Throughout we will use unitary similarities $S = U$ with $UU^* = I$ in order to not affect the eigenvalue conditioning of the flows. All our programs are designed to work with ordinary similarities and with hermitean or orthogonal ones.

Note that once we know the eigencurve data for $A(t)_{n,n}$ approximately we can interpolate the eigenvalue curves and form a diagonal matrix flow $\tilde{A}(t) = \text{diag}(a_1(t), \dots, a_n(t))$ with the individual eigencurve functions $a_i(t)$ of $A(t)$ in successive diagonal positions. Therefore every matrix flow might potentially come from a completely

decomposable, i.e., a diagonal matrix flow. Therefore looking for the finest possible decomposition structure of matrix flows is futile. It would be more sensibly to try and find the coarsest proper decomposition structure of a given 1-parameter varying matrix flow instead. This is a new and worthwhile question that combines function geometry with matrix analysis.

The classical hermitean flow results of Hund [3] and von Neumann and Wigner [8], stated correctly for indecomposable matrix flows, are as follows.

Hund-von Neumann-Wigner Theorem [3, 8] : (abbreviated by HvNW)

If $A(t)$ is an indecomposable 1-parameter hermitean matrix flow, then

- (a) the eigenvalue curves in $\mathbb{R}^2 \simeq \mathbb{C}$ of $A(t)$ do not intersect and
- (b) if two eigenvalue curves approach each other, they avoid crossing each other by veering off in a hyperbolic way where the approaching angle of either eigencurve equals the leaving angle of the other eigenvalue curve after their close encounter.

For a proof of part b) using Schrödinger’s perturbation method and asymptotics, see [8, Section 2, p. 469] and its Figure 1 copied below. A similar process of veering off was observed and established for multi-parameter eigen-curves in [2] and termed ‘conical intersection of eigenvalues’ there.

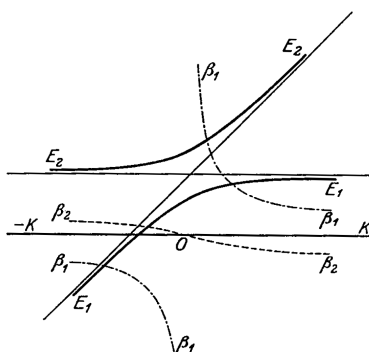


Figure 1 (from [8, p. 469])

Throughout we use the fast and highly accurate Zhang Neural Network approach, see [14, 12, 11], to plot the eigencurves of 1-parameter varying matrix flows $A(t)$ and determine increasingly finer coarse block-diagonal decomposition sizes that can be obtained for a given matrix flow.

In Figure 2 we plot the real eigencurves for a hermitean time-varying random entry matrix flow $A(t)_{11,11}$.

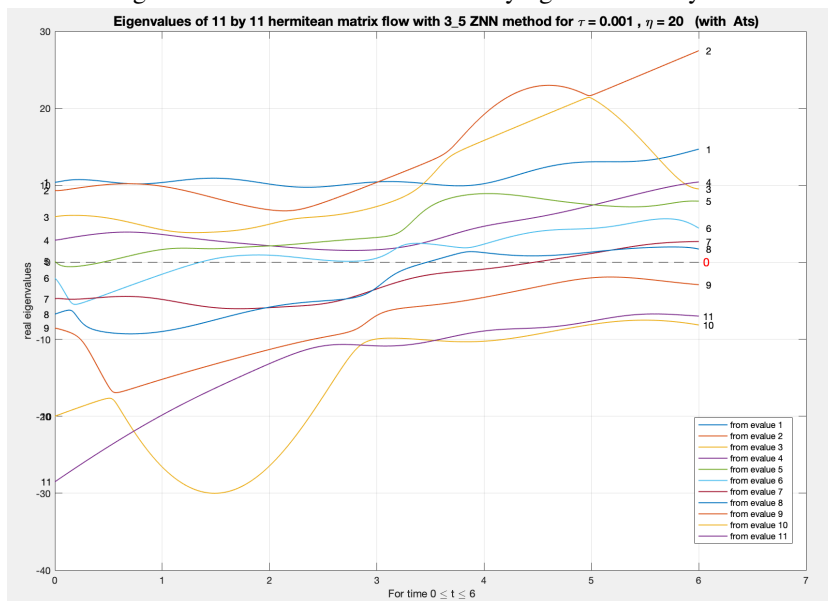


Figure 2

In Figure 2, the 11 real eigencurves for $A(t)$ are indexed by their eigenvalues at $t_o = 0$ in descending order along the left edge. They are traced in differing colors until $t_f = 6$ where their curve numbers are repeated for clarity. A colored legend panel – if color is available – further helps with determining which eigencurve crosses which. We compute eigencurve crossings in our Matlab code `Chermitmatrixfloweig.m`¹ which stores the crossings data in an $n - 1$ by $n + 1$ matrix $R1$ for n by n hermitean matrix flows. For Figure 2, $R1$'s first 5 columns are

curve number	crosses eigencurve with label			
	2	3	0	0
1	2	3	0	0
2	0	0	0	0
3	4	0	0	0
4	5	6	0	0
5	0	0	0	0
6	7	0	0	0
7	8	0	0	0
8	0	0	0	0
9	0	0	0	0
10	11	0	0	0

The code computes the vector $ve = (1, -1, -1, 1, -1, -1, 1, -1, 2, 3, -3) \in \mathbb{R}^{11}$ from $R1$. This integer vector ve separates the eigencurves into crossing groups which fall into 5 sets here as indicated by ve 's five distinct entries 1, -1, 2, 3, and -3 here. The vector ve always starts with a 1 for the first, the topmost starting curve and all other entries are initially set to zero. All eigencurves that the first eigencurve crosses are labeled with -1 in ve . If there are zero entries in ve afterwards, the algorithm starts from there for the indices 2 and -2 and indexes the eigencurves below in $R1$ as before. This process is repeated until all 11 eigencurves are labelled with positive or negative integers in succession in ve . If there are data clashes where a nonzero entry k in ve does not conform with a new crossing requirement of $-k$ in a position, this indicates the need for an additional eigencurve group. Therefore the integer label for this entry of ve is upped to $k + 1$, all subsequent ve entries in this row of $R1$ are reset to zero. And the remaining crossing numbers for the current curve in $R1$ are skipped for a fresh start, and we continue with the next row of $R1$. Eigencurves with opposite signed integer values in ve cross each other. Further details are listed in the % code line comments of `Chermitmatrixfloweig.m`.

We advise to occasionally try and create the decomposition data vector ve for a given hermitean matrix flow by hand, using pencil and paper, the crossing matrix $R1$ and curve plot verifications to learn how the automatic code uses part (a) of the HvHW Theorem.

In our chosen example and according to the currently available $ve = (1, -1, -1, 1, -1, -1, 1, -1, 2, 3, -3)$, there are two diagonal blocks of $A(t)_{11,11}$ associated with the number 1: three eigencurves carry a 1 and five a -1, meaning that the ones with the label 1 cross the ones with the label -1 and vice versa, while no others are crosses by or crossing these 8 eigencurves. Moreover there is a single, the 9th eigencurve associated with the label 2 in ve , that is not crossing those above, nor those below as can readily be seen in $R1$ and in Figure 2. It is separate from, i.e., non-crossing all other eigencurves. Finally there are two eigencurves that cross one another and they were given the labels 3 and -3 in positions 10 and 11 of ve .

Thus far we have processed the eigencurve crossing data in $R1$ according only to part (a) of the HvNW Theorem.

Part (b) of the HvNW Theorem involves knowledge of 'almost crossings', i.e., of hyperbolic near approaches and almost touching eigencurve pairs. These are currently identified through visual examination of the eigencurve plot such as depicted in Figure 2 for our example. We have not investigated how to accomplish this task computationally. Note that with $0 \leq t \leq 6$ in Figure 2, the eigencurve pairs with labels 2 and 3, 5 and 6, 6 and 8, as well as 9 and 10 avoid crossings in a hyperbolic fashion and therefore each of these paired eigencurves must come from the same block in a diagonal block reduction of $A(t)$. If we enter their indices in row-wise increasing ordered pairs

¹Matlab codes for all main and auxiliary m-files are collected and referenced in [13].

in the matrix

$$Touch = \begin{pmatrix} 2 & 3 \\ 5 & 6 \\ 6 & 8 \\ 9 & 10 \end{pmatrix}$$

and invoke the command `ve = almostTouch(ve, Touch)`, this will adjust the previously computed entries of `ve` accordingly. For this example it generates `ve = (1, -1, -1, 1, -1, -1, 1, -1, 2, 2, -2)`. Now we have refined the possible block decomposition for the matrix flow $A(t)$ from five blocks associated with five labels 1, -1, 2, 3, and -3 to just four, namely 1, -1, 2, and -2. We might still be able to improve our knowledge of the coarsest block-diagonal structure of $A(t)$ under similarities by looking at larger time intervals and thereby learn more about additional eigencurve crossings and/or new almost touching eigencurve pairs.

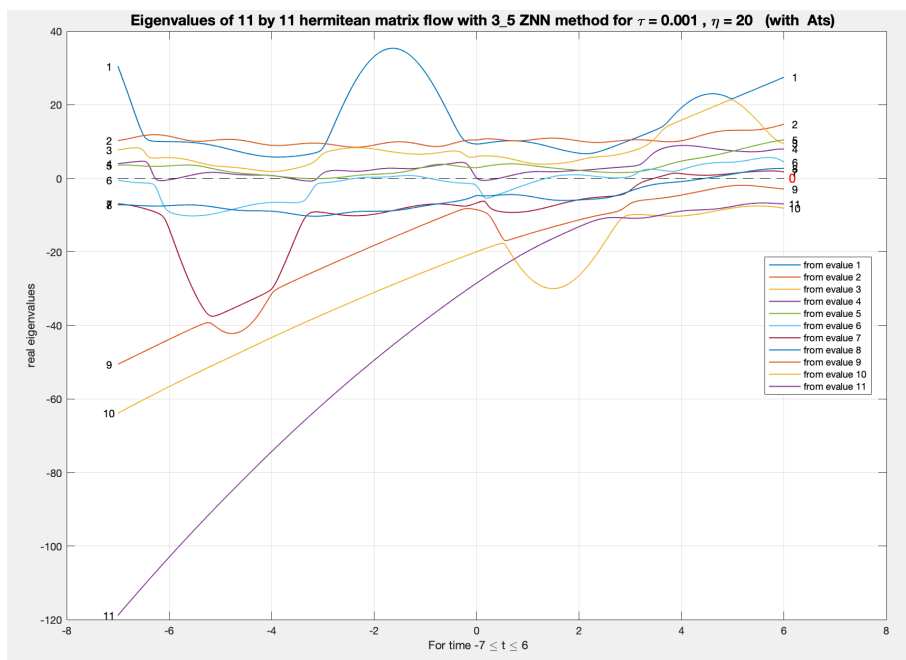


Figure 3

The eigencurve plots in Figure 3 for the same matrix flow $A(t)$ over the enlarged time interval $-7 \leq t \leq 6$ create eigencurves of $A(t)$ with six hyperbolic avoidances for the curves labeled 1 and 3, 3 and 4, 4 and 6, 6 and 7, 7 and 9, and 9 and 10. These label pairs are again stored in an 'almost touching' matrix $Touch$ for the enlarged interval. Calling `Chermitmatrixfloweig.m` for $A(t)$ and the revised time interval creates a new eigencrossing data matrix $R1$ since the left time edge curve order obviously changes between $t_o = 0$ and $t_o = -7$ as new crossings occur on the leftwards extended time interval.

curve number	crosses eigencurve with label			
1	2	0	0	0
2	3	0	0	0
3	5	0	0	0
4	5	0	0	0
5	6	0	0	0
6	8	0	0	0
7	8	0	0	0
8	0	0	0	0
9	0	0	0	0
10	11	0	0	0

From our new R1 and the new 'almost touching' matrix *Touch*, the current coarsest decomposition into undecomposable diagonal blocks of $A(t)$ is indicated by the vector $ve = (1, -1, 1, 1, -1, 1, 1, -1, 1, 1, -1)$. Thus $A(t)$ can be decomposed uniformly under one unitary similarity to two irreducible diagonal blocks of dimensions 4 and 7, as the four +1 entries and the seven -1 entries in ve indicate.

Regarding speed and accuracy, when we run `Chermitmatrixfloweig(11, 0, 6, 3, 5, 0.001, 20, 1, 1)`; on the interval $[0, 6]$, the ZNN computed eigenvalues agree in five leading digits with the eigenvalues of $A(t)$ at the right time interval end $t = t_f = 6$ when we use the relatively low truncation error order convergent look-ahead finite difference formula 3_5. The computations take around 3 seconds. For the chosen sampling gap of $\tau = 1/1000$ our ZNN method computes the complete 6,000 intermediate eigendata between t_o and t_f using essentially only one linear equations solver at each time step. For an explanation of ZNN's speed, its look-ahead difference formulas etc, see [11, 10]. How long an ODE path continuation method would take and how accurate it would be when reaching $t_f = 6$, we do not know.

Can our dense complex hermitean matrix flow $A(t)$ be decomposed uniformly into a direct sum of a 4-dimensional and a 7-dimensional undecomposable diagonal block? How was the matrix flow $A(t)$ constructed? How can we construct a coarsest block diagonalisation from a given dense hermitean matrix flow $A(t)$ somehow, if at all?

To form the dense 11 by 11 complex hermitean test matrix flow $A(t)$, we started from a 7 by 7 single parameter variable indecomposable general matrix flow $B_1(t)$ with complex function entries and appended it to become 11 by 11 block-diagonal via the Matlab command `B2(t) = blkdiag(B1(t), 2*B1(t)(2:5, 2:5))`. Then we transformed the resulting general matrix flow $B_2(t) \in \mathbb{C}^{11,11}$ to become the complex hermitean matrix flow $B(t) = B_2(t) + B_2(t)^*$. And finally we obscured the original block-diagonal form, comprised of one indecomposable 7-dimensional diagonal block and one indecomposable 4-dimensional one by replacing $B(t)$ with $A(t) = U^*B(t)U$ for a fixed complex random entry 11 by 11 unitary matrix U . The matrix flow $A(t)$ that we used in our code thus was both complex hermitean and dense. The matrices $A(t)$ give no sign of decomposability. Yet our method has computed the indecomposable coarsest block diagonal structure for $A(t)$ correctly by relying on the crossing geometry of its eigencurves and our code.

Our Matlab code `Chermitmatrixfloweig.m` together with `almostTouch.m` and a bit of eye-balling for 'almost touching' hyperbolic crossings retrieved the hidden block-diagonal structure of this dense complex hermitean matrix flow readily once the time interval was chosen large enough. If we had eye-balled wrongly, `almostTouch.m` is designed to recognize such errors and it indicates which row in *Touch* is erroneous. In this case we recommend to remove the row of offending curve labels from *Touch* and retry.

Unfortunately we have no idea how to retrieve the individual underlying indecomposable 7 and 4 dimensional blocks of $A(t)$ themselves and find, for example, the generating decomposed matrix flow $B(t)$ (or a unitarily similar one) for the given dense hermitean flow $A(t)$. All we can find right now are $A(t)$'s coarsest possible block dimensions but do not know how to compute its individual diagonal blocks.

Our second example comes from a discussion of a 6 by 6 real symmetric test matrix flow and eigencurve crossings that appeared in 2010 on Mathematica's stackexchange.com site [7] on "Tracking Eigenvalues through a Crossing". The poster, Jack S., suggests the symmetric matrix flow

$$B(t) = \begin{pmatrix} 21t + 1/2 & 0 & 0 & 0 & 0 & 0 \\ 0 & 7t + 1/2 & 0 & 0 & 7 \cdot 2^{1/2}t & 0 \\ 0 & 0 & 1/2 - 7t & 0 & 0 & 7 \cdot 2^{1/2}t \\ 0 & 0 & 0 & 1/2 - 21t & 0 & 0 \\ 0 & 7 \cdot 2^{1/2}t & 0 & 0 & 14t - 1 & 0 \\ 0 & 0 & 7 \cdot 2^{1/2}t & 0 & 0 & -14t - 1 \end{pmatrix}$$

and notices that 'Sometimes the eigenvalues may cross each other, but I want to make sure the right eigenvalue stays associated with its own state'. The site studies eigenvalue analyses and their potential tracking failures in parameter-varying matrix problems. ODE path continuing methods are offered, as well as characteristic polynomial approaches and a simple block diagonalization of the original matrix flow $B(t)$ followed by computing the parameter-varying eigenvalues for each separate diagonal block. Here we use ZNN and our algorithm again, but

on the camouflaged real symmetric dense matrix flow $A(t) = U^T B(t)U$ for a random orthogonal entry matrix U . A call of `Chermitmatrixfloweig(6, -.3, .1, 5, 6, 0.0001, 50, 1, 1)` takes 1 second and achieves 12 accurate leading digits for all computed eigenvalues of $A(t)$ at $t = t_f = 0.1$. The eigencurve crossings output is stored in R below.

curve number	crosses eigencurve with label				
1	2	3	5	6	0
2	3	5	0	0	0
3	5	0	0	0	0
4	5	6	0	0	0
5	0	0	0	0	0

The eigencurves are graphed in Figure 4.

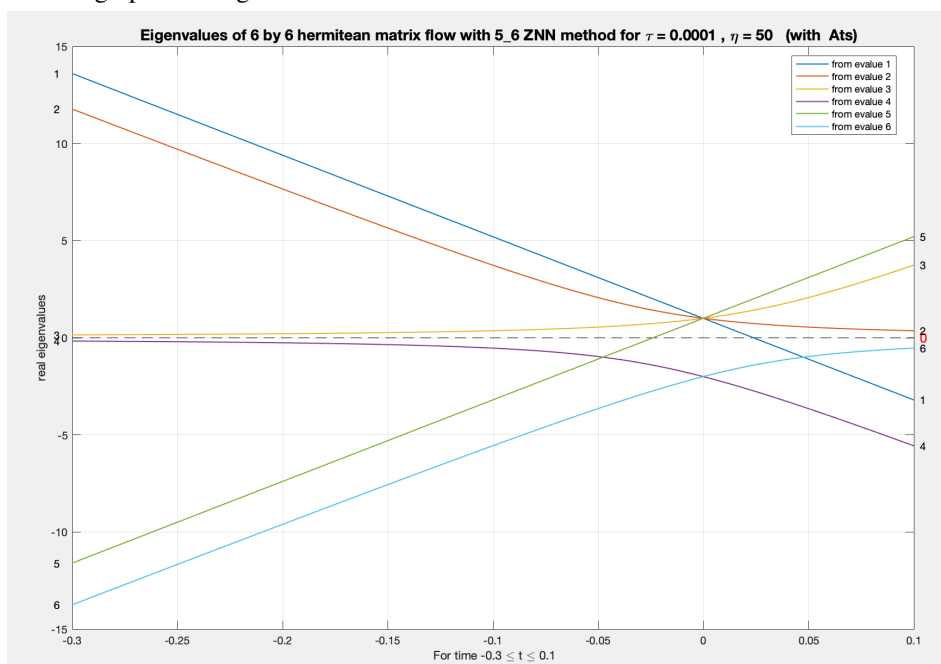


Figure 4

The above call computes $ve = (1, -1, 2, 2, -2, -2)$. Note that the graph in Figure 4 shows no 'almost touching' eigencurve behavior. By looking at the label multiplicities in ve we note that $A(t)$ can be reduced by an orthogonal similarity to a block diagonal matrix composed of four indecomposable blocks, namely two of size 1 by 1 corresponding to the labels 1 and -1 , and two of size 2 by 2 for the repeated labels 2, 2 and $-2, -2$. This conforms well with $A(t)$'s origin in $B(t)$ which has precisely this block-diagonal structure after applying a simple permutation similarity.

Finally we check our algorithm with the real diagonal 5 by 5 matrix flow seed

$$B(t) = \text{diag}(\sin(1 - 1/2t), 1/2 \cos(1/3t), \sin(t) \cos(-1 - 0.2t), \cos(2t - 1/2), \cos(1 + 3t)^2)$$

after it has been transformed by an orthogonal random entry matrix $U_{5,5}$ into the dense real symmetric matrix flow $A(t) = U^T B(t)U$. Figure 5 shows no 'almost touching' hyperbolic evasions and dozens of eigencurve crossings.

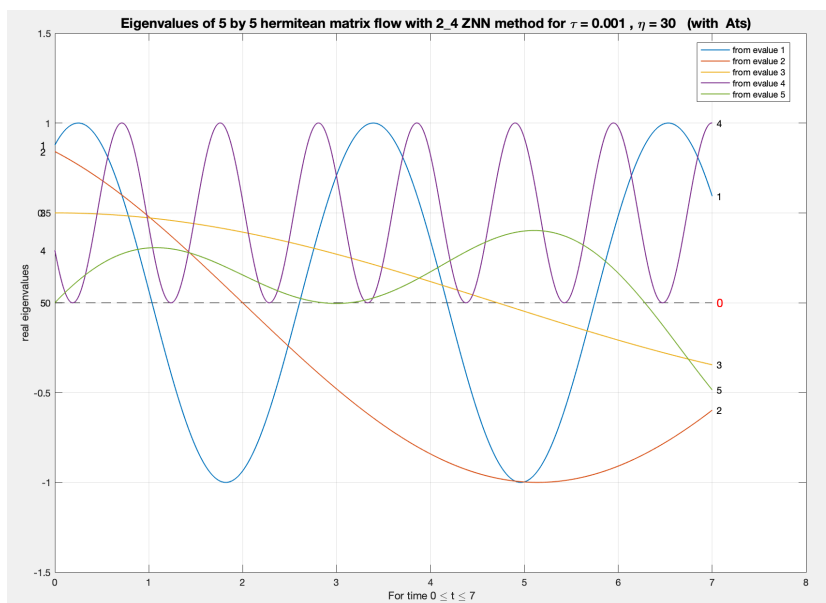


Figure 5

The computed eigencurve crossing data matrix R1 and the block diagonalisation vector ve for this example are

curve number	crosses eigencurve with label			
1	2	3	4	5
2	3	4	5	0
3	4	5	0	0
4	5	0	0	0

and $ve = \begin{pmatrix} 1 \\ -1 \\ 2 \\ -2 \\ 3 \end{pmatrix}$.

Clearly `Chermitmatrixfloweig` resolves this eigencurve and flow diagonalability problem perfectly in ve which contains 5 distinct labels without repetition for our 5 by 5 symmetric flow problem, i.e., diagonalisation is the coarsest proper indecomposable block decomposition for $A(t)_{5,5}$.

We close the hermitean matrix flow eigencrossings section with several open questions.

Question 2.1 : What is the 'coarsest block diagonal form' of a hermitean matrix flow $A(t)$ depending on its eigencurve crossing geometry? Can our method compute the coarsest block diagonal form reliably?

As we realize, the given eigencurve crossings data may in fact be generated from an underlying diagonal matrix flow $A(t)$ where every diagonal entry contains one respective eigencurve generating function. We would call such a diagonal decomposition the 'finest block-diagonalisation'. This may or may not be achievable from the given dense hermitean matrix flow $A(t)$. Instead, our algorithm tries to reduce the number of possible diagonal blocks in its computations by running through all eigencurve crossings in turn. A large number of distinct entries in ve signifies a relatively 'fine coarsest decomposition'. When the algorithm terminates after a potentially complete *Touch* matrix incorporation, we believe or at least hope that we have gained insight into the 'coarsest block diagonalisation' of $A(t)$.

Are we really done then? Can we be sure that this algorithm is complete in the sense that it can deal correctly with all possible eigencurve crossing data matrices R1? Which matrices R1 are possible, which impossible to achieve as eigencurve crossing matrices? How can these questions be answered mathematically and logically? Is knowing the eigencurve crossing matrix R1 sufficient to solve this problem? Of course not; the eigencurve crossing data matrix R1 is totally insufficient for indecomposable n by n hermitean matrix flows whose eigencurves are widely separated over the reals and never cross. This situation would make our algorithm's output vector $ve = (1, 2, 3, \dots, n)$ with n distinct integers and indicate 1 by 1 block diagonalability in error. What other data would be needed in this worst case scenario? Do such matrix flows even exist?

We do not know answers to this set of questions.

Question 2.2 : Once we have found a proven correct decomposition algorithm for hermitean 1-parameter varying matrix flows $A(t)$ and know the coarsest block-diagonal structure that underlies $A(t)$, how can we find a conforming block-diagonal representation $B(t)$ of a given dense hermitean matrix flow $A(t)$ computationally? We have no answer to this question either.

3 General 1-Parameter Complex and Real Matrix Flows and their Eigencurves

In this section we depict and study general complex and real 1-parameter varying matrix flows $A(t)$ that are neither hermitean nor real symmetric. Such less restricted matrix flows generally give us 'wild and wooly' 3-D images in their eigencurve plots such as Figure 6 below. This figure's non-normal complex matrix flow $C(t)_{11,11}$ was built from our earlier complex 7 by 7 seed matrix $B_2(t)$ without the modifications to create a hermitean flow whose real eigencurves were depicted in 2-D \mathbb{R}^2 in Figures 2 and 3 earlier. Then $H(t) = U^*C(t)U$ is a dense general non-normal 11 by 11 complex matrix flow. To plot Figure 6 we use the general complex flow version m-file `Cmatrixfloweig.m` that is again based on the ZNN method for speed and accuracy. For general flows $H(t)$, \mathbb{R}^3 describes the parameter or time t on one axis and the real and imaginary eigenvalue parts of $H(t)$ in the perpendicular plane at time t . When plotting time-varying complex eigencurves in \mathbb{R}^3 , it is very unlikely that 1-dimensional eigencurves will ever meet or cross – unless, of course, the chosen complex matrix flow has a repeated block such as $A(t) = \text{diag}(C(t), C(t))$ for example.

For 'general' decomposable complex flows we have never observed eigencurve crossings which is standard with decomposable hermitean flows. From the depicted eigencurves of Figure 6, it appears impossible to assert whether the flow $A(t)$ allows a 4 by 4 and 7 by 7 block decomposition or not, this despite its very creation as a decomposable flow. There is no crossing matrix to construct for generic non-hermitean complex matrix flows, or almost never, since there literally appear to be no actual crossings in \mathbb{R}^3 for complex 1-parameter general matrix flows. Our general complex matrix flow code `Cmatrixfloweig.m` checks on the minimal distances between individual eigencurves as a function of time t for decreasing distances of 1, 0.01, 0.0001, 0.000001 and shorter lengths. Even for examples with eigencurve distance minima below 10^{-4} units of length we have never encountered a random entry complex flow example where two eigencurves got as close as 10^{-6} or 10^{-10} units.

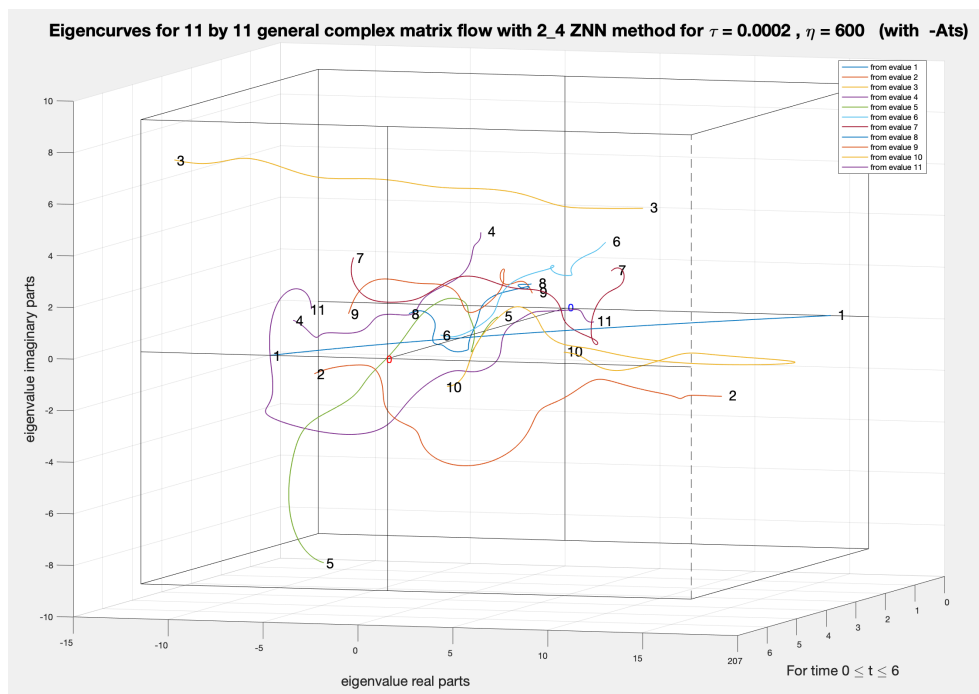


Figure 6

How are the eigencurve geometry and the decomposability of general non-normal complex matrix flows related, if at all? We could find no literature and at first had difficulties to conceive of, let alone construct suitable complex 1-parameter matrix flows whose eigencurves in \mathbb{R}^3 might exhibit the two crossing conditions (a) and (b) of the Hund-von Neumann-Wigner Theorem that is only known to hold for hermitean matrix flows.

Eventually we were able to construct a non-normal 1-parameter decomposable general 10 by 10 complex matrix flow $A(t)$ whose eigencurves exhibit HvNW like behavior. The set of Figures 7, 8, and 9 and further discussions below suggest that the two results (a) and (b) of Hund [3] and of von Neumann and Wigner [8] for hermitean matrix flows may hold for all general complex and real 1-parameter matrix flows. A proof thereof is beckoning.

This non-normal complex matrix flow is composed of two indecomposable tridiagonal complex matrix flows and their block diagonal join. One of these is the 4 by 4 non-normal complex matrix flow

$$A4(t) = \begin{pmatrix} i(2 - e^{t-1}) + t/6 & 1 & 0 & 0 \\ 1 & -2 - 2i \sin(t - 1) & 1 & 0 \\ 0 & 1 & 2i - 2t & 1 \\ 0 & 0 & 1 & \sin(t + 2) + it \end{pmatrix}, \text{ the second one is 6 by 6}$$

$$A6(t) = \begin{pmatrix} i - 2 \cos(2t) & 1 & 0 & 0 & 0 & 0 \\ 1 & -2 - 2i \sin(t - 1) & 1 & 0 & 0 & 0 \\ 0 & 1 & 2i - t & 1 & 0 & 0 \\ 0 & 0 & 1 & ie^{\sin(t)} & 1 & 0 \\ 0 & 0 & 0 & 1 & t/2 + \sin(t) \cos(2it)/100 & 1 \\ 0 & 0 & 0 & 0 & 1 & t - i/8 \cos(it/3 - 1) \end{pmatrix}$$

and $A10(t)$ is the concatenated array $A10(t) = \begin{pmatrix} A6(t)_{6,6} & O_{6,4} \\ O_{4,6} & A4(t)_{4,4} \end{pmatrix}$.

Each of the above complex tridiagonal matrix flows is again made into a dense flow via one fixed unitary similarity transformation $B_{..} = U_{..}^* A_{..}(t) U_{..}$ before analyzing and plotting. Here the matrices $U_{..}$ have compatible dimensions 4 by 4, 6 by 6, or 10 by 10, respectively.

Figure 7 shows the eigencurves of $B4(t)$ when projected onto the eigenvalue real parts and time plane.

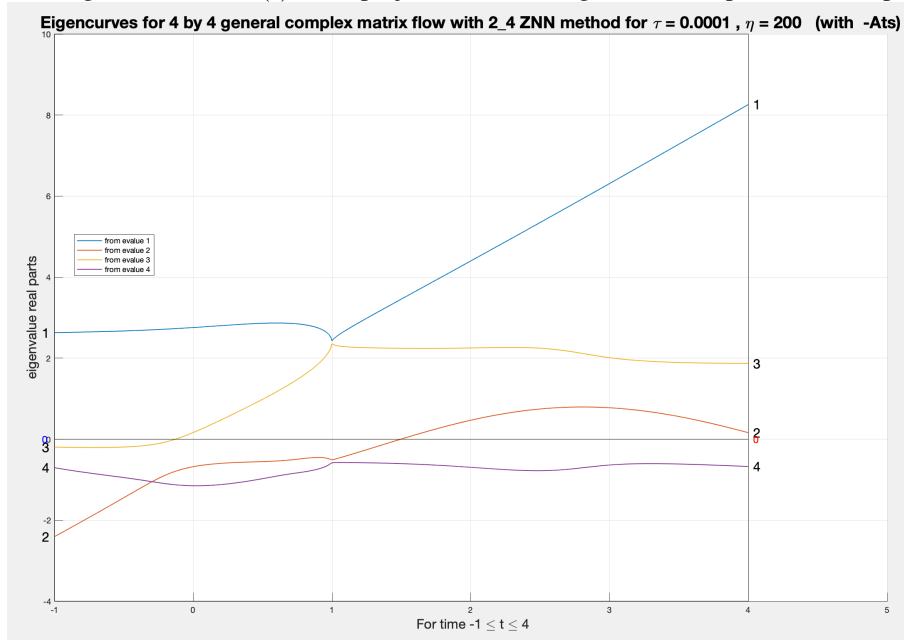


Figure 7

Figure 7 shows 'eigencurve avoidance' for the curve pairs 1 and 3 and 2 and 4 for the complex non-normal flow $B4(t)$ near $t = 1$.

Figure 8 below shows a similar plot for $B6(t)$, again with 'hyperbolic avoidance' now near $t = 3.5$.

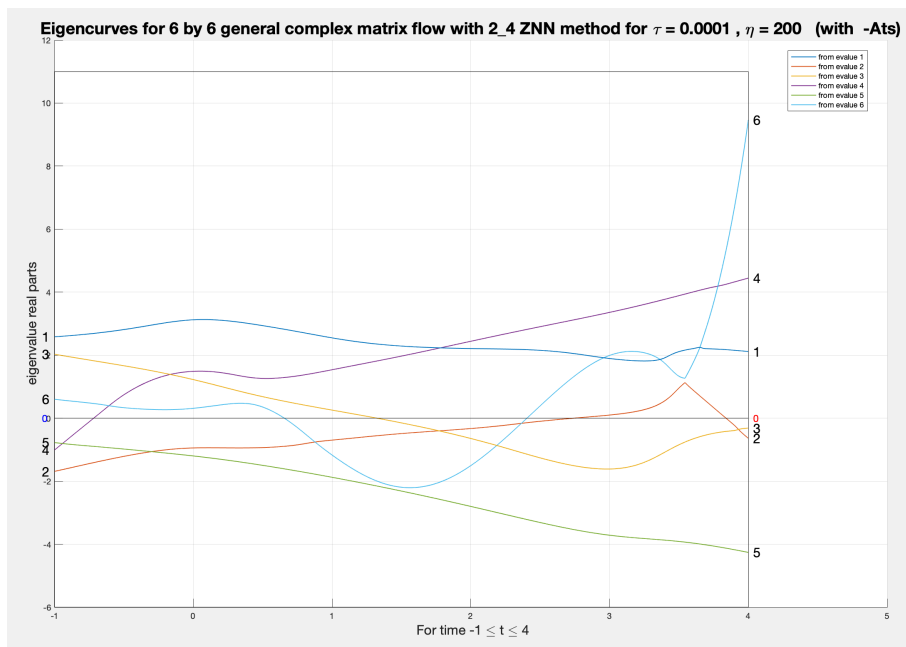


Figure 8

The combined, superimposed eigencurve plot for the block-diagonal matrix flow $B_{10}(t)$, again projected onto the real parts and time plane, is given in Figure 9 below.

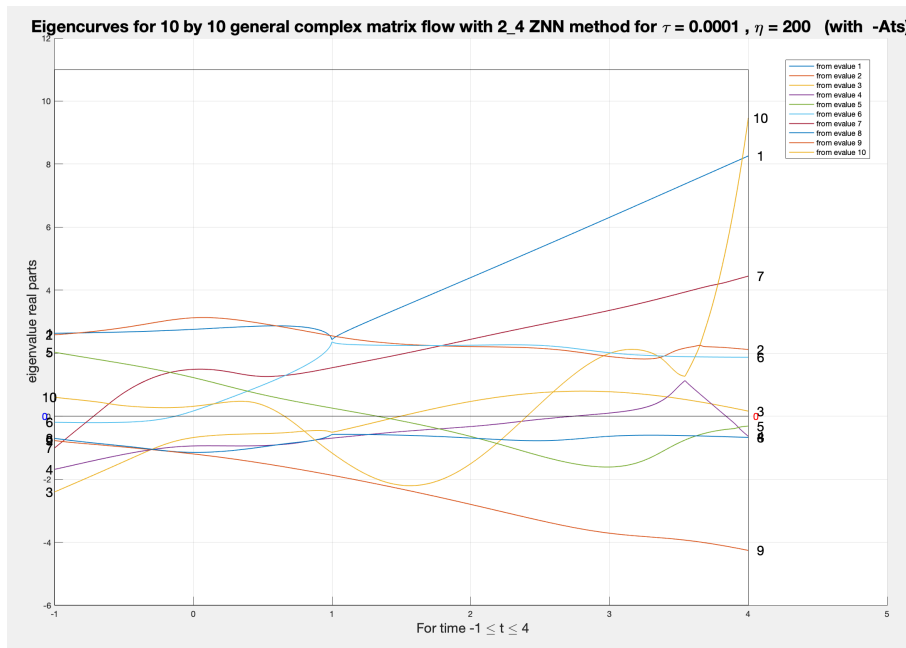


Figure 9

The eigencurve 'near touchings' for both B_4 and B_6 are visible in the eigencurve plot for their concatenated flow $B_{10}(t)$. The Rc eigencurve nearness data of A_{10} was computed after generating $B_{10}(t)$ in `formA10tricompl.m` via `Cmatrixfloweig(10,-1,4,2,4,0.0001,200,1,-1)`. The nearness data of general complex flows is stored in Rc. The data in Rc for our example indicates that the curves number 8 and 9 in Figure 9 get to within almost 10^{-2} units of each other, indicating that these two curves are close to crossing. But they show no signs of

'hyperbolic avoidance'. For help with reading the three plots in Figures 7 through 9, here is an equivalence list for the respective plot number labels and the eigencurves' 'almost touching' hyperbolic avoidance behavior.

Equivalent Eigencurve Number Translations

	In Fig. 8 for $B6(t)$	In Fig. 9 for $B10(t)$	In Fig.7 for $B4(t)$
	$1 \rightarrow 2$	$1 \leftarrow 2$	$1 \leftarrow 4$
		$3 \rightarrow 3$	$3 \leftarrow 3$
— alm. touch 6	$2 \rightarrow 4$	$2 \leftarrow 4$	
	$3 \rightarrow 5$	$3 \leftarrow 5$	
		$6 \rightarrow 6$	$6 \leftarrow 2$
	$4 \rightarrow 7$	$4 \leftarrow 7$	
		$8 \rightarrow 1$	$8 \leftarrow 1$
		X	
	$5 \rightarrow 9$	$5 \leftarrow 9$	
— alm. touch 2	$6 \rightarrow 10$	$6 \leftarrow 10$	

Near time $t_1 = 0.8174$ the eigencurves for $B10(t)$ with labels 8 and 9 pass each other in the real parts, imaginary parts, time space \mathbb{R}^3 at $7.6 \cdot 10^{-3}$ distance units. Subtracting $(.007.64534340607459+.0001138407965141086i) \cdot I_6$ from the first 6 by 6 tridiagonal block of $B10$, the eigenvalues of the resulting eigencurves with labels 8 and 9 of the modified complex matrix flow $B10eps(t)$ agree in their 15 leading digits at t_1 and for all practical purposes we have found a complex non-normal matrix flow with an eigencurve crossing.

Looking at the imperceivably different eigencurve plot for $B10eps(t)$ as displayed in Matlab's plot window, exhibits the three, now slightly shifted 'almost crossings' of $B10$ clearly. And the two eigencurves labeled 8 and 9 now cross each other for $B10eps(t)$ and continue without interference, exemplifying HvHW's first condition (a) for general complex 1-parameter matrix flows and insinuating that the modified flow $B10eps(t)$ decomposes into at least two, possibly indecomposable diagonal blocks. Note that eigencurve 8 for the modified non-normal complex flow $B10eps(t)$ comes from $B4$ and eigencurve 9 derives from the modified flow $B6$ according to our eigencurve number translations list above.

Here, differing from the hermitean 1-parameter matrix flow case, we have not been able to assert the actual number of coarsest blocks or their sizes.

An interesting example from [4] is the real non-normal matrix flow

$$A(t) = U^T \begin{pmatrix} 1 & t \\ t^2 & 3 \end{pmatrix} U$$

for a fixed random entry real orthogonal 2 by 2 matrix U . $A(t)$'s two eigenvalues are complex conjugates for $t < -1$, double up as 2 and 2 at $t = -1$, and are distinct real for $t > -1$, forcing its eigencurves to make right angle turns at $t = -1$.

An accurate picture is plotted by the Matlab call of `Cmatrixfloweig(2,-1.006,0,3,3,0.002,30,1,1)` in Figure 10 below for $-1.006 \leq t \leq 0$.

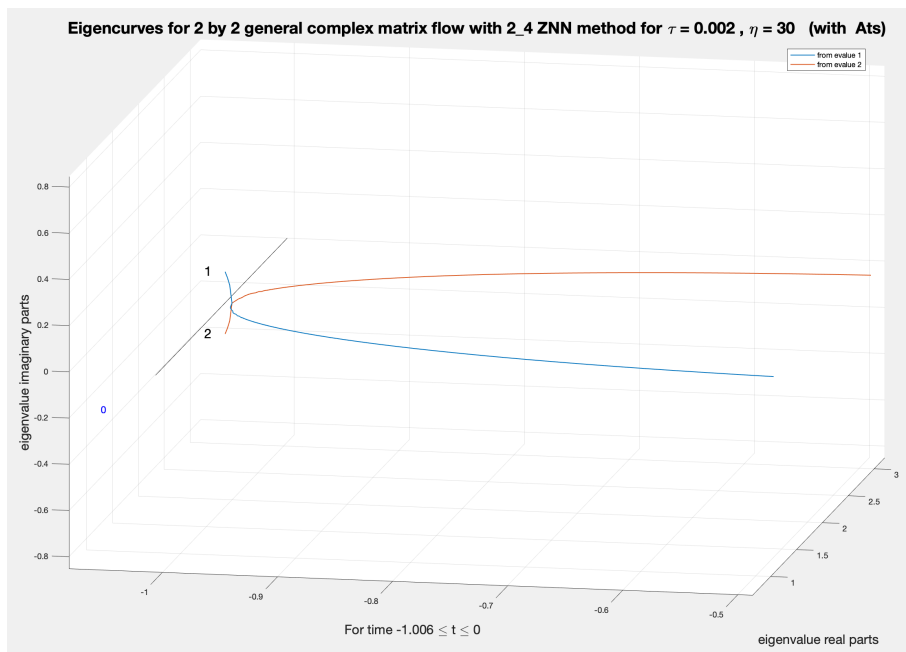


Figure 10

However, moving the starting time further back to $t_o = -2$ gives an incomplete picture.

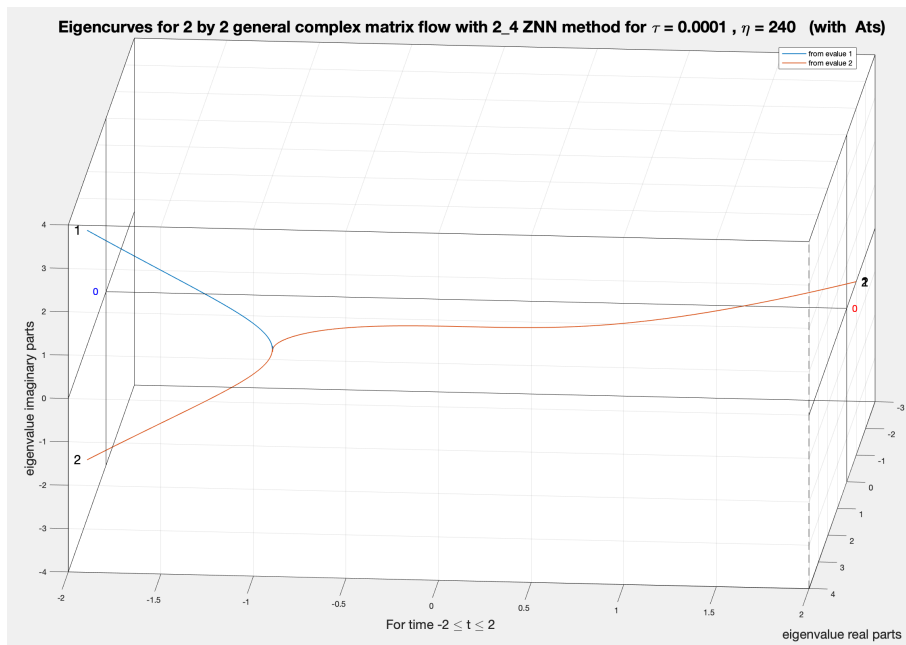


Figure 11

Figure 11 shows only one, now doubled eigencurve for $t > -1$ when computed via ZNN. We have observed similar behavior with eigencurve pairs for non-normal real matrix flows that transit from being complex conjugates to being real or vice versa. Sometimes a curve pair stays intact, coming in as a complex conjugate eigenvalue pair and leaving as a real pair. Sometimes the new eigencurve branches overlay and collapse into one and sometimes two formerly doubled-up complex conjugate or real eigencurve pairs proceed as two separate ones after such 90° degree direction flips. The reason for this behavior of ZNN eigen methods eludes us. Similar glitches may occur

with ODE IVP path continuation methods for non-normal real matrix flows or they may not. We are reminded here of Markus and Parilis's result in [6] that slight perturbations of a static matrix A with a repeated eigenvalue λ or repeated Jordan blocks for the same eigenvalue λ may only result in coarser, increased in size Jordan blocks for the perturbed eigenvalue $\tilde{\lambda}$ and never in finer Jordan structures for the perturbed matrix \tilde{A} .

Based on the second 10 by 10 example of this Section, we conjecture a generalization of the Hund-von Neumann-Wigner Theorem [3, 8] :

Generalized Hund-von Neumann-Wigner Theorem (a conjecture) : (generalized HvNW)

If $A(t)$ is an indecomposable general time-varying complex or real matrix flow, then

- (a) the eigencurves of $A(t)$ in the 3-dimensional real part, imaginary part and time space \mathbb{R}^3 do not intersect.
- (b) If two eigencurves of $A(t)$ approach each other, they veer off in a hyperbolic way where the approaching space angle of either eigencurve equals the leaving space angle of the other after their close encounter.

Here are several related open questions.

Question 3.1 : Is the generalized HvNW Conjecture true? How can it be proved?

Question 3.2 : Given a 1-parameter varying complex non-normal and dense matrix flow $A(t)$, how can we assess its uniform decomposability from its eigencurve graphs in \mathbb{R}^3 ? In 3-D space it is relatively rare for two spatial curves to cross. This rarity is due to the third degree of freedom here when compared with assessing the decomposability of hermitean matrix flows from their eigencurve behavior which can be deduced entirely from \mathbb{R}^2 , see Section 2. How can we develop computational methods to find eigencurve crossings and details of a flow's decomposability from its 3-D eigencurve data? Is it enough, for example, to extend the parameter interval of the plots as done for hermitean flows?

We do not know.

Question 3.3 : Are there any other criteria or data beyond eigencurve data that can help determine the uniform block-diagonalability for a general complex matrix flow and yield its block dimensions? What could they be?

Question 3.4 : What lies behind the occasional doubling up of real matrix flow $A(t)$ eigencurve pairs that transit from being complex conjugate to real or in the reverse direction when evaluated via ZNN eigen methods?

Acknowledgement : I am thankful to Nick Trefethen's mention of 'decomposing matrix flows' when I was visiting his group in Oxford in May 2019. His comment send me thinking differently and more deeply. It helped me to develop the algorithms further and to formulate the conjecture.

Conflicts of Interest : There are none.

References

- [1] LUCA DIECI AND TIMO EIROLA, *On smooth decompositions of matrices*, SIAM J. Matrix Anal. Appl., 20 (1999), p. 800-819 (1999).
- [2] LUCA DIECI, ALESSANDRA PAPINI AND ALESSANDRO PUGLIESE, *Approximating coalescing points for eigenvalues of Hermitian matrices of three parameters*, SIAM J. Matrix Anal. Appl., 34 (2013), p. 519-541. [MR 3054590], <https://doi.org/10.1137/120898036> .
- [3] FRIEDRICH HERMANN HUND, *Zur Deutung der Molekelspektren. I.*, Zeitschrift für Physik, 40 (1927), p. 742 - 764.
- [4] ROBERT KALABA, KARL SPINGARN AND LEIGH TESFATSION, *Individual tracking of an eigenvalue and eigenvector of a parametrized matrix*, Nonlin. Anal., Theory, Meth. Appl., 5 (1981), p. 337 - 340.
- [5] SÉBASTIEN LOISEL AND PETER MAXWELL, *Path-following method to determine the field of values of a matrix at high accuracy*, SIAM J. Matrix Analysis, Appl., 39 (2018), p. 1726 - 1749. <https://doi.org/10.1137/17M1148608> .

- [6] A. S. MARKUS AND E. E. PARILIS, *The change of the Jordan structure of a matrix under small perturbations*, *Lin. Alg. Appl.*, 54 (1983), p. 139 - 152.
- [7] <https://mathematica.stackexchange.com/questions/165167/tracking-eigenvalues-through-a-crossing>
- [8] JOHN VON NEUMANN AND EUGENE PAUL WIGNER, *On the behavior of the eigenvalues of adiabatic processes*, *Physikalische Zeitschrift*, 30 (1929), p. 467 - 470; reprinted in *Quantum Chemistry, Classic Scientific Papers*, Hinne Hettema (editor), World Scientific (2000), p. 25 - 31.
- [9] KURT R. SCHAB, JOHN M. OUTWATER, MATTHEW W. YOUNG AND JENNIFER T. BERNHARD, *Eigenvalue crossing avoidance in characteristic modes*, *IEEE Trans. Antennas Propag.*, 64 (2016), p. 2617 - 2627, DOI: 10.1109/TAP.2016.2550098 .
- [10] FRANK UHLIG, *The construction of high order convergent look-ahead finite difference formulas for Zhang Neural Networks*, *J. Difference Equations and Appl.*, (2019), in print, 12 p., <https://doi.org/10.1080/10236198.2019.1627343> .
- [11] FRANK UHLIG, *Zhang neural networks for fast and accurate computations of the field of values*, *Lin. and Multilin. Alg.*, (2019), 14 p., in print, <https://doi.org/10.1080/03081087.2019.1648375>.
- [12] FRANK UHLIG AND YUNONG ZHANG, *Time-varying matrix eigenanalyses via Zhang Neural Networks and finite difference equations*, *Lin. Alg. Appl.*, 580 (2019), p. 417 - 435, <https://doi.org/10.1016/j.laa.2019.06.028> .
- [13] FRANK UHLIG, The MATLAB codes for plotting and assessing matrix flow eigencurves are available at http://www.auburn.edu/~uhligfd/m_files/Eigencurves/
- [14] YUNONG ZHANG, MIN YANG, CHUMIN LI, FRANK UHLIG, HAIFENG HU, *New continuous ZD model for computation of time-varying eigenvalues and corresponding eigenvectors*, submitted, 16 p.

[.. /box/local/latex/Coalescing Evalues.tex] August 9, 2024

11 image files :

vNHyperbola.png
herm11_06.png
herm_7to6graph.png
Math66sym.png
5by5symdiag.png
complex11by11.png
Trinonnorm4by4.png
Trinonnorm6by6.png
Trinonnorm10by10.png
2by2realdetail.png
2by2realwide.png