

# Synthesizing Compact Hardware for Accelerating Inference from Physical Signals in Sensors

Vasileios Tsoutsouras<sup>1</sup>, Max Vigdorichik<sup>2</sup>, and Phillip Stanley-Marbell<sup>3</sup>

<sup>1,2,3</sup>Department of Engineering, University of Cambridge, Cambridge CB3 0FA, UK.

This manuscript was compiled on April 9, 2024

We present *dimensional circuit synthesis*, a new method for generating digital logic circuits that improve the efficiency of training and inference of machine learning models from sensor data. The hardware accelerators that the method generates are compact enough (a few thousand gates) to allow integration within low-cost miniaturized sensor integrated circuits, right next to the sensor transducer. The method takes as input a description of physical properties of relevant signals in the sensor transduction process and generates as output a Verilog register transfer level (RTL) description for a circuit that computes low-level features that exploit the units of measure of the signals in the system.

We implement dimensional circuit synthesis as a backend to the compiler for Newton, a language for describing physical systems. We evaluate the backend implementation and the hardware it generates, on descriptions of 7 physical systems. The results show that our implementation of dimensional circuit synthesis generates circuits of as little as 1662 logic cells / 1239 gates for the systems we evaluate.

We synthesize the designs generated by the dimensional circuit synthesis compilation backend for a low-power miniature FPGA targeted by its manufacturer at sensor interface applications. The circuits which the method generated use as little as 27% of the resources of the  $2.15 \times 2.5$  mm FPGA. We measure the power dissipation of the FPGA's isolated core supply rail and show that, driven with a pseudorandom signal input stream, the synthesized designs use as little as 1.0 mW and no more than 5.8 mW. These results show the feasibility of integrating physics-inspired machine learning methods within low-cost miniaturized sensor integrated circuits, right next to the sensor transducer.

Sensors | In-Sensor Machine Learning | RTL | FPGAs | Compilers.

## 1. Introduction

Sensor integrated circuits are at the forefront of the data pipeline feeding the recent revolution in machine learning systems. Sensors transduce a physical signal such as acceleration, temperature, or light, into a voltage which is then converted by analog-to-digital converters (ADCs) into a numeric representation, for input to computation. Digital preprocessing within sensor integrated circuits, or the software that consume their output, then apply appropriate calibration constants and scaling to convert these digitized voltages into a scaled and dimensionally-meaningful representation of the signal (e.g., acceleration in  $m/s^2$ ).

Figure 1 shows how contemporary sensor-driven computing systems move the digitized data at the output of signal conversion circuits through many transmission and storage steps before the data are used in training a model or in driving an inference, typically on server far removed from the sensing process. This data movement costs time and energy. When

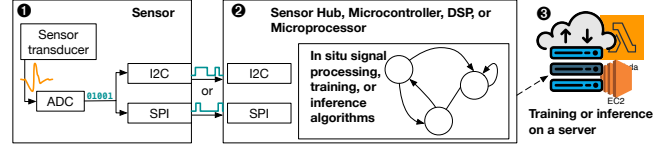


Fig. 1. Existing sensing systems typically send data to servers for training models and generating inferences. Moving data both within a system and over networks adds latency and costs energy.

ever-greater volumes of data will enable new applications and inference models, it will be valuable to perform the necessary computations as close to the signal acquisition and transduction process as possible: ideally, in the sensor integrated circuit itself (labeled “1” in Figure 1).

However, since these sensor integrated circuits are typically required be low cost (often under 10 USD), have small die area (often less than  $4 \text{ mm}^2$ ), and use minimal power (typically under 1 mW), it is challenging to integrate even the most efficient and compact traditional learning and inference methods into these devices themselves.

**A. Physics constrains signals from sensors.** The values taken on by data from sensors are constrained by the laws of physics and by the dynamics of the structures to which sensors are attached. Most physical laws and the governing equations for most system dynamics take the form of sums of product terms with each product term comprising powers of the system’s variables (1–3). Because there are a bounded number of irreducible relative powers in these product terms whose units of measure result in meaningful units for the whole expression, it is common in many engineering disciplines to use information on units of measure (*dimensional analysis*) to derive candidate relations for experimentally-observed phenomena (3, 4). Recent work (5) has used this observation to prune the hypothesis set of functions considered during machine learning to achieve significant improvements in both training and inference, improving training latency by  $8660\times$  and reducing the arithmetic operations in inference over  $34\times$ .

In this work, we build on these results to develop a new backend for the Newton compiler (6). The backend generates register transfer level (RTL) hardware designs for accelerating the execution of the required pre-inference parts of analytic models relating the signals in a multi-sensor system according

PSM and VT conceived the idea. VT performed the compiler RTL-generation backend implementation. VT and MV performed the experimental evaluation. All authors contributed to the writing.

<sup>1</sup>To whom correspondence should be addressed. E-mail: vt298@cam.ac.uk

```

1 include "NewtonBaseSignals.nt"
2
3 v0 : constant = 0 (meter*second**-1);
4
5 UAVglider: invariant(
6   h: distance,
7   v: speed,
8   m: mass) =
9 {
10  h ~ {v, m, v0, kNewtonUnithave_AccelerationDueToGravity}
11 }

```

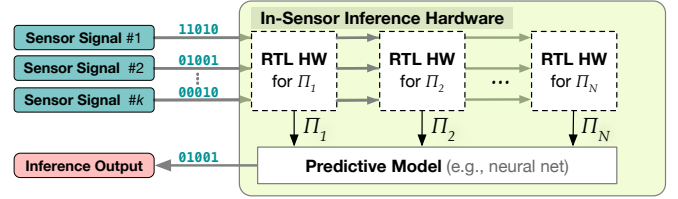
**Fig. 2.** Newton language specification, for a sensor-instrumented unpowered glider. The specification only states the physical signals/quantities relevant to the system, their units of measure, and the fact that they are related to each other and to a constant **kNewtonUnithave\_AccelerationDueToGravity** (line 10).

to the specifications of the physics of a system. Because our method uses information from dimensional analysis and units of measure to synthesize hardware to accelerate inference from sensors, we call the method *dimensional circuit synthesis*.

**B. Dimensional circuit synthesis: physics-derived pre-inference processing in sensors.** Dimensional circuit synthesis is a compile-time method to generate digital logic circuits for performing pre-inference processing on sensor signals. Dimensional circuit synthesis takes as its input a specification of the signals that can be obtained from the sensors in a system and their units of measure. Using these specifications, dimensional circuit synthesis generates hardware to compute a set of physically plausible expressions relating the signals in the system. The logic circuits which the method generates represent sets of monomial expressions which form dimensionless groupings of sensor signals (i.e., products whose units cancel out). The synthesized hardware takes as input digital representations of sensor readings and generates the computed value of the dimensionless expressions as its output. A machine learning training or inference process then uses these dimensionless products as its inputs and prior work has shown that this preprocessing can significantly improve both the latency and accuracy of inference. An on-device (in-sensor) inference engine will integrate the generated RTL that performs pre-processing with either custom RTL or a programmable core implementing the inference using, e.g., a neural network. We evaluate the generated RTL on the Lattice iCE40, a state-of-the-art, ultra-miniature FPGA that meets the size and power consumption constraints of in-sensor processing.

**C. Contributions.** This article makes two main contributions to on-device and in-sensor inference:

- We present dimensional circuit synthesis (Section 2), a new method to generate RTL hardware for pre-processing sensor data prior to inference, thereby improving latency and reducing overhead.
- We evaluate the generated RTL on the Lattice iCE40 ultra-miniature FPGA (Section 3) and show that the generated RTL is fast enough to allow real-time processing, while consuming minimal power.



**Fig. 3.** The hardware generated by dimensional circuit synthesis preprocesses  $k$  sensor signals to obtain  $N < k$  dimensionless products  $\Pi_1 \dots \Pi_N$ . A predictive model takes these products as input and generates an inference output.

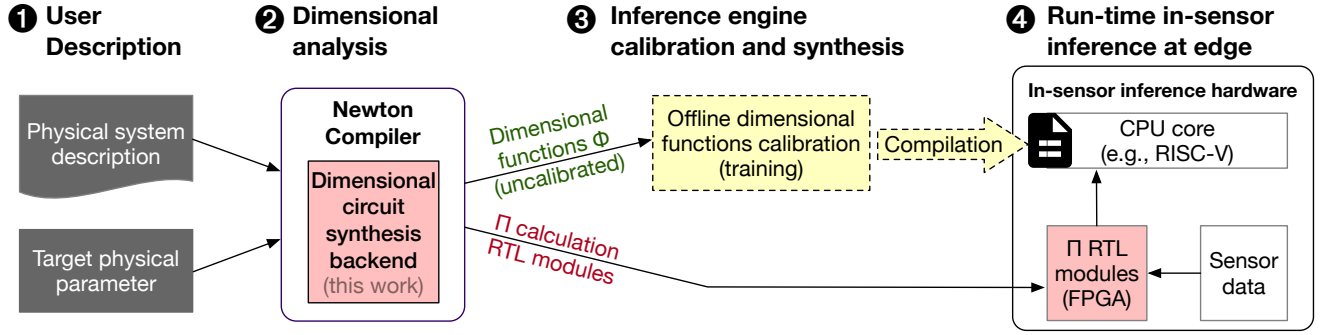
## 2. Background and Methodology

Dimensional circuit synthesis takes as input descriptions of the units of measure of the sensor signals in a system. Figure 2 shows an example Newton description for an unpowered UAV (i.e., a glider). Let a physical system for which we want to construct an efficient predictive model have  $k$  symbols corresponding to physical constants or sensor signals. From the Buckingham  $\Pi$ -theorem (3), we can form  $N \leq k$  dimensionless products,  $\Pi_1 \dots \Pi_N$  and these dimensionless products are the roots of some function  $\Phi$ , where

$$\Phi(\Pi_1, \Pi_2, \dots, \Pi_i, \dots, \Pi_N) = 0. \quad [1]$$

Wang *et al.* (5) use Equation 1 as the basis for generating a preprocessing step of offline training and inference of models of physical systems and propose an automated framework for generating these dimensionless products. In a subsequent calibration step, they learn a model for the function  $\Phi$  and demonstrate that learning  $\Phi$  from the  $\Pi_1 \dots \Pi_N$  can be both significantly more efficient and more accurate than learning a function from the original  $k$  sensor signals directly. The dimensionless products  $\Pi_1 \dots \Pi_N$  are essential to both training and inference and to achieving the orders-of-magnitude speedup. In this work, we present a method for generating hardware to efficiently compute these  $\Pi$ s. Doing so close to the sensor transducer also reduces the data sensing systems must transmit from the sensor transducer to either a sensor hub, microcontroller, or other component performing on-device training and inference, potentially improving system efficiency and performance. Figure 3 shows how the generated hardware for  $\Pi$  computation fits within an on-device inference system.

**A. Dimensional Circuit Synthesis.** Figure 3 shows how hardware blocks generated by dimensional circuit synthesis calculate the values of the  $\Pi$  products. The input of these modules are the sensor signals corresponding to the physical parameters specified as the input to the dimensional circuit synthesis analysis in the Newton specification language (see, e.g., Figure 2). The calculated  $\Pi$  product values correspond to the output of the pre-processing step of the inference function and they feed into any existing method for classification or regression. This final step could be a programmable low-power core such as the 32-bit RISC cores now integrated into some state-of-the-art sensor integrated circuits or a low-power machine learning accelerator such as Marlann (7), implemented in either RTL or in a miniature FPGA like we use in our evaluation in Section 3.



**Fig. 4.** Proposed dimensional circuit synthesis framework. In Step ❶, the users provide the specifications and target inference parameter of the examined physical system. Newton compiler including our implemented backend is executed in Step ❷. In Step ❸ the framework translates the generated RTL modules to an FPGA bitstream and in parallel we execute a manual calibration of dimensional functions (5) (box with dashed border). In Step ❹ the generated SW and HW modules are downloaded to the in-sensor inference engine.

**A.1. Approach and implementation.** Figure 4 shows the four steps which make up our implementation of dimensional circuit synthesis. We implemented these steps as a new backend of the Newton compiler (6), but the techniques in Figure 4 could in principle be applied to any specification for physical systems that contains information on units of measure.

In Step ❶, a user of dimensional circuit synthesis creates a Newton language description such as that in Figure 2, specifying the physical signals that describe the target physical system and from which a machine learning model will eventually be trained.

Next, in Step ❷, the user invokes the Newton compiler with our new dimensional circuit synthesis backend activated. Because the method of constructing dimensionless groups can result in multiple dimensionless products ( $\Pi_i$  in Equation 1), the user specifies which of the physical signals in the input physical system description will be the target variable of a machine learning model for the function  $\Phi$  from Equation 1. Our new dimensional circuit synthesis backend identifies the group of dimensionless products where the target parameter appears in only one of the dimensionless products. The outputs of Step ❷ are: (i) a function  $\Phi$ , defined in terms of the dimensionless products  $\Pi_i$ , but whose form has not yet been fully defined; (ii) RTL descriptions for hardware to compute the dimensionless products  $\Pi_i$ , including RTL descriptions of the functional units (multipliers and dividers) that will perform the arithmetic operations of the dimensionless product monomials. Because floating-point operations can be expensive in both resources and execution latency on energy-constrained on-device training and inference systems, we use a signed fixed-point approximate real number representation (8) for the signals in the dimensionless products computed in the synthesized hardware. Each real number is represented by 32 bits, using 1 bit for the sign, 16 bits for the decimal part and 15 bits for the fractional part (i.e., a Q16.15 fixed-point representation). This choice leads to fast and lightweight multiplication and division units by sacrificing the ability to use an arbitrary precision floating point representation. The compiler backend is fully parametric with respect to the length of the fixed point representation as well the precision of the fractional part and can generate

hardware with arbitrary fixed-point representation sizes. This will allow future designs to tailor the precision of the compute modules to the requirements of the inference algorithms (9).

In Step ❸, we can train the uncalibrated dimensional function offline on values of the dimensionless groups  $\Pi_i$  computed offline as done in prior work (5).

Finally, in Step ❹ the outputs of the hardware blocks computing the dimensionless products feed the models trained offline to generate inferences. Alternatively a system could also use the values of the dimensionless products to feed in situ training of models implemented in a processor core, or to feed training in situ of a hardware neural network accelerator (7).

### 3. Experimental Evaluation

We evaluated the hardware generated by the dimensional circuit synthesis backend using a Lattice Semiconductor iCE40 FPGA. The iCE40 is a low-power miniature FPGA in a miniature wafer-scale  $2.15 \text{ mm} \times 2.50 \text{ mm}$  WLCSP package and is targeted at sensor interfacing tasks and at on-device machine learning. We used the fully open-source FPGA design flow, comprising the YoSys (10) synthesis tool (version 0.8+456) for synthesis and NextPNR (10) (version git sha1 5344bc3) for placing, routing, and timing analysis.

We performed our measurements on an iCE40 Mobile Development Kit (MDK) which includes a  $1\Omega$  sense resistor in series with each of the supply rails of the FPGA (core, PLL, I/O banks). We measure the current drawn by the FPGA core by measuring the voltage drop across the FPGA core supply rail (1.2 V) resistor using a Keithley DM7510, a laboratory-grade  $7\frac{1}{2}$  digital multimeter that can measure voltages down to 10 nV and we thereby computed the power dissipated by the FPGA core for each configured RTL design. We used a pseudorandom number generator to feed the  $\Pi$  computation circuit modules under evaluation with random input data.

**A. Results.** We evaluated dimensional circuit synthesis on seven different physical systems described in the Newton specification language. Table 1 provides a brief description of the inputs as well as a summary of the measurement results. The

**Table 1. Experimental evaluation on iCE40 FPGA of dimensional circuit modules generated from the description of 7 physical systems.**

Name	Description	Target Parameter	LUT4 Cells	Gate Count	Maximum Frequency	Execution Latency	Avg. Power at 12 MHz	Avg. Power at 6 MHz
Beam	Cantilevered beam model, excluding mass of beam	Beam deflection	2958	2590	16.88 Mhz	115 cycles	3.5 mW	1.8 mW
Pendulum, static	Simple pendulum excluding dynamics and friction	Osc. period	1402	1239	17.07 Mhz	115 cycles	2.0 mW	1.1 mW
Fluid in Pipe	Pressure drop of a fluid through a pipe	Fluid velocity	4258	3752	15.65 Mhz	188 cycles	5.8 mW	3.0 mW
Unpowered flight	Unpowered flight (e.g., catapulted drone)	Position (height)	1930	1865	16.44 Mhz	81 cycles	2.3 mW	1.2 mW
Vibrating string	Vibrating string	Osc. frequency	2183	1787	16.67 Mhz	183 cycles	2.5 mW	1.3 mW
Warm vibrating string	Vibrating string with temperature dependence	Osc. frequency	3137	2718	16.77 Mhz	269 cycles	1.9 mW	1.0 mW
Spring-mass system	Vertical spring with attached mass	Spring constant	1419	1240	16.67 Mhz	115 cycles	3.4 mW	1.8 mW

table also includes the target parameter for each respective execution of the Newton compiler. For example, for the physical description of the pendulum the target parameter was its oscillation period, while for the physical descriptions of a fluid in pipe the target parameter was the velocity of the fluid. This value of this parameter is inferred at run-time by the machine learning model that is fed with the output of the  $\Pi$  computation. The results in Table 1 show the FPGA resource utilization as well as resource utilization when mapped to CMOS gates, of each generated  $\Pi$  computation module, including the fixed point arithmetic modules that implement the required arithmetic operations.

The execution latency column lists the cycles required for completing the calculation of each of the generated RTL modules. We obtained the number of cycles by simulating the execution of the RTL modules for pseudorandom inputs generated by an LFSR. In each RTL module, the calculation of different  $\Pi$  products is parallelized but the required operations per  $\Pi$  product are executed serially. As a result, designs with larger resource usage in the table, such as the hardware for the unpowered flight model, conclude faster than smaller designs such as the static pendulum. All modules require less than 300 cycles. As a result, for both 6 and 12 Mhz clocks, the generated hardware can handle sample rates of over 10k samples/second, permitting real-time operation.

The last column of Table 1 shows the measured power dissipation of each design running in the iCE40 FPGA. In all cases, the power dissipation is less than 6 mW and as low as 1 mW, demonstrating the suitability of our method for small-factor, battery-operated on-device inference at the edge.

## 4. Insights and Conclusions

*Dimensional circuit synthesis* is a new method for generating digital logic circuits that improve the efficiency of training and inference of machine learning models from sensor data. The method complements prior work on *dimensional function synthesis*, a new method for learning models from sensor data

that enables orders of magnitude improvements in training and inference on physics-constrained signal data. Dimensional circuit synthesis, which we present in this paper, implements preprocessing steps required by dimensional function synthesis in hardware. This article presented the principle behind the methods and the design and implementation of a compiler backend that implements dimensional circuit synthesis for the iCE40, a low-power miniature FPGA in a miniature wafer-scale 2.15 mm $\times$ 2.50 mm WLCSP package which is targeted at sensor interfacing tasks and at on-device machine learning. The hardware accelerators that the method generates are compact (fewer than four thousand gates for all the examples investigated) and low power (dissipating less than 6 mW even on a non-optimum FPGA). These results show, for the first time, that it could be feasible to integrate physics-inspired machine learning methods within low-cost miniaturized sensor integrated circuits, right next to the sensor transducer.

1. Feynman R (1967) The character of physical law. 1965. *Cox and Wyman Ltd., London*.
2. Feynman RP, Leighton RB, Sands M (1965) The feynman lectures on physics; vol. i. *American Journal of Physics* 33(9):750–752.
3. Buckingham E (1914) On physically similar systems; Illustrations of the use of dimensional equations. *Physical Review* 4(4):345–376.
4. Mahajan S (2010) *Street-fighting mathematics: the art of educated guessing and opportunistic problem solving*. (MIT Press).
5. Wang Y, Willis S, Tsoutsouras V, Stanley-Marbell P (2019) Deriving Equations from Sensor Data Using Dimensional Function Synthesis. *ACM Trans. Embed. Comput. Syst.* 18(5s).
6. Lim J, Stanley-Marbell P (2018) Newton: A language for describing physics. *arXiv preprint arXiv:1811.04626*.
7. Symbiotic EDA (2019) MARLANN—A simple FPGA Machine Learning Accelerator. <https://github.com/SymbioticEDA/MARLANN>.
8. Behrooz P (2000) Computer arithmetic: Algorithms and hardware designs. *Oxford University Press* 19:512583–512585.
9. Micikevicius P, et al. (2017) Mixed precision training. *arXiv preprint arXiv:1710.03740*.
10. Shah D, et al. (2019) Yosys+ nextpnr: an open source framework from verilog to bitstream for commercial fpgas in 2019 IEEE 27th Annual International Symposium on Field-Programmable Custom Computing Machines (FCCM). (IEEE), pp. 1–4.