

GhostKnight: Breaching Data Integrity via Speculative Execution

Zhi Zhang^{*,1}, Yueqiang Cheng^{*,2}, and Surya Nepal¹

The draft is subject to change

^{*} Both authors contributed equally to this work

¹ Data61, CSIRO, Australia

² NIO

Abstract—Existing speculative execution attacks are limited to breaching confidentiality of data beyond privilege boundary, the so-called spectre-type attacks. All of them utilize the changes in microarchitectural buffers made by the speculative execution to leak data. We show that the speculative execution can be abused to break data integrity. We observe that the speculative execution not only leaves traces in the microarchitectural buffers but also induces side effects within DRAM, that is, the speculative execution can trigger an access to an illegitimate address in DRAM. If the access to DRAM is frequent enough, then architectural changes (i.e., permanent bit flips in DRAM) will occur, which we term GhostKnight. With the power of GhostKnight, an attacker is essentially able to cross different privilege boundaries and write exploitable bits to other privilege domains. In our future work, we will develop a GhostKnight-based exploit to cross a trusted execution environment, defeat a 1024-bit RSA exponentiation implementation and obtain a controllable signature.

I. INTRODUCTION

In 2018, Kocher et al. [21] uncovered a class of security vulnerabilities, the so-called “spectre”, that embeds within the speculative execution of modern processors, extracting private information through a timing side-channel.

For instance, when the processor encounters a conditional branch, it depends on a value to determine the destination of the branch, but unfortunately the value is located in DRAM (Dynamic Random Access Memory) and the processor is supposed to wait for it to arrive. To maximize performance, the processor instead makes an educated guess about the destination and thus speculatively executes ahead. If the guess is correct, then a performance advantage is achieved. If the guess turns out to be wrong, then the processor discards the architectural changes (e.g., register values) caused by the speculative execution. However, it leaves sensitive microarchitectural changes (e.g., data in cache), which are although invisible but can be leaked through known attack vectors such as side-channels [18], [24].

Motivated by the spectre, numerous spectre-type attacks have been disclosed (e.g., spectre V1, V2, V4 [21], [36], [15]). As shown in Figure 1, all spectre-like attacks in common demonstrate how to read out sensitive bits belonging to other processes, that is, the *only* capability of existing speculative execution attacks is limited to breaking data confidentiality of other domains (e.g., kernel, hypervisor and etc.).

Our contributions: to the best of our knowledge, we are the first to exploit the speculative execution to breach data integrity

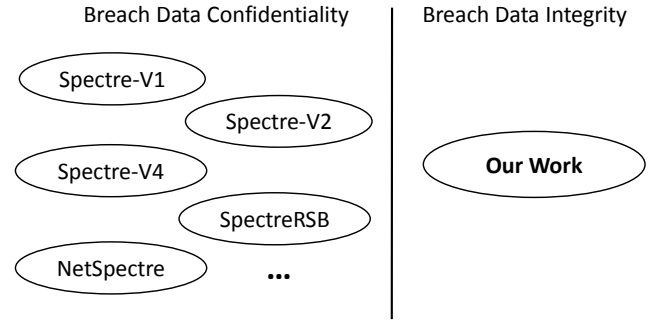


Fig. 1: All existing speculative execution attacks (shown on left side of the vertical line) are limited to breaching data confidentiality, also known as spectre-type attacks. In contrast to them, our work, GhostKnight, on the right side, can breach data integrity.

(i.e., flip bits in sensitive memory) as shown on the right side of Figure 1]. We observe that the speculative execution can be triggered to leave side effects of illegal DRAM accesses, which makes it possible to break data integrity. Take the aforementioned conditional branch as an example, it checks if an array index is within the array size. If the index value passes the check, then we take the branch and perform a valid array access. When the array size resides within DRAM and takes about a few hundred clock cycles to arrive, the processor will not wait for the check to be resolved. Instead, it relies on prediction history records to predicts whether the check will pass. By training the branch predictor, attackers can induce the processor to speculatively perform a memory access with an illegal index that is out-of-bound. In this case, the access searches CPU cache first and then triggers a DRAM access if cache miss occurs. If we perform the speculative DRAM accesses as frequent as possible, then we can trigger a software-induced hardware bug [20] and flip bits in inaccessible.

With the above key observation, we introduce a paradigm shift in the speculative execution attacks, called GhostKnight. It is able to cross privilege boundary and flip bits in memory belonging to other domains, thus extending the capability to compromising data integrity. Similar to spectre-based attacks, GhostKnight also abuses the speculative execution to break existing privilege boundaries enforced by such as Memory Management Unit (MMU), MMU virtualization (e.g., Intel

EPT [16], AMD NPT [1], and ARM Second-stage translation [3]), Intel MPK [16], Intel SGX [2], AMD SME [19] and etc.

In order to demonstrate the general idea of GhostKnight, we need to address the three following challenges.

First, GhostKnight must efficiently mistrain the processor’s prediction logic in order to trigger the speculative execution as quickly as possible, since we require a high enough DRAM-access frequency to induce bit flips [20]. To address that, GhostKnight leverages spectre-V1 as a case and mistrains the branch predictor with a minimal number of valid array indexes. We can use one Intel Performance Counter (PMC) to decide the minimal array index number that ensures the effectiveness in mistraining CPU’s branch predictor.

Second, GhostKnight must verify whether a triggered speculative execution indeed performs a DRAM access beyond memory boundary. If the speculation window is restricted, then the DRAM access will not occur in the window. As such, we propose a working Algorithm 1 to perform the verification. The algorithm is based on the timing difference between cache and DRAM access. The experimental results indicate that existing spectre-V1 attacks cannot reliably trigger speculative DRAM access, indicating that the speculation window must be extended.

Third, GhostKnight must reliably and efficiently extend speculation window to trigger speculative execution-based bit flips. A major reason why our triggered speculation window length is restricted is that the window is nested by preceding speculation windows. To this end, we apply previous works [26], [17] to terminate the preceding windows right before triggering our speculative DRAM access. However, such works cannot work in our experimental setting. Instead, we use an additional but empty loop to reliably stop the preceding windows. The loop count is minimized to maximize the efficiency of speculative DRAM access.

We implement GhostKnight on Ubuntu Linux and it is able to trigger the aforementioned bug and make architectural changes, i.e., permanently flip bits in DRAM. In our future work, we target a 1024-bit RSA exponentiation implementation running in a trusted execution environment (TEE). The TEE is provided by Intel EPT and prevents accesses from malicious users and even kernel. We leverage GhostKnight to cross the TEE, write exploitable bits into secret exponent of the RSA algorithm and gain a controllable signature.

The main contributions of this paper are as follows:

- All currently known spectre-like attacks are limited to breaching data confidentiality. In contrast to them, GhostKnight undermines data integrity through speculative execution.
- We present GhostKnight on Ubuntu Linux and induce permanent bit flips in DRAM, making it possible to write exploitable bits in memory of other domains.

The rest of the paper is structured as follows. In Section II, we briefly introduce the background information. In Section III, we present GhostKnight in detail. Section IV discusses how to utilize GhostKnight to cross different memory

boundaries. Particularly, we will compromise a trusted execution environment enforced by MMU virtualization as our future work. Section V and Section VI we summarize related works and conclude this paper, respectively.

II. BACKGROUND

In this section, we first introduce the spectre vulnerability and then describe modern DRAM organization as well as the software-induced hardware bug.

A. Spectre

Spectre [21] is a hardware vulnerability allowing an unprivileged attacker to cross memory boundary and read any target secrets. Specifically, this vulnerability resides in a Branch Prediction Unit (BPU) of most modern CPUs. The BPU enables the CPU to predict the branch target, and speculatively execute a certain number of instructions on a predicted path, the so-called “speculative execution” feature.

This feature improves performance greatly particularly when the branch target is dependent on a value that is not in CPU cache but stays in DRAM. As DRAM access is much slower (a few hundred clock cycles) compared to CPU access (several clock cycles), the CPU would not idle and wait for the value to come from DRAM during this time period. Instead, it saves a checkpoint of its current valid execution state, attempts to guess the branch target based on a history of branch executions and speculatively execute instructions along the guessed path long before the value is known. Clearly, if the educated guess turns out be wrong, then the CPU must discard architectural changes (e.g., register values) caused by the incorrectly executed instructions and revert the execution state back to the saved checkpoint for the sake of security. Unfortunately, microarchitectural side effects (e.g., CPU cache state) during the speculative execution are irrevocable, building a spectre-based timing side channel by which an adversary is able to steal a protected secret from other privileged domains (e.g., kernel, hypervisor).

Spectre-V1: given that there are several spectre variants (e.g., Bounds Check Bypass and Branch Target Injection), in this paper, we utilize the variant of bounds check bypass as a case to implement GhostKnight. Specifically, spectre-V1 is the bounds check bypass side channel. The bounds check has conditional branch instructions used to check if an array-index candidate is within a valid range. The spectre-V1 abuses speculative execution to bypass the bounds check and speculatively access invalid memory with an out-of-bound index. The access will load invalid data into cache, which can be leaked to attackers by previous side channel techniques such as Flush+Reload [35].

B. Dynamic Random-Access Memory

Main memory of most modern computers uses Dynamic Random-Access Memory (DRAM). Memory modules are usually produced in the form of dual inline memory module, or DIMM, where both sides of the memory module have separate electrical contacts for memory chips. Each memory module is directly connected to the CPU’s memory controller through one of the two channels. Logically, each memory module

consists of two ranks, corresponding to its two sides, and each rank consists of multiple banks. A bank is structured as arrays of cells with rows and columns. Every cell stores a binary data whose value depends on whether the cell is electrically charged or not.

The charge in the DRAM cell is not persistent and will drain over time due to various charge leakage reasons [20]. To prevent data loss, a periodic re-charge or refresh is required for all cells. DRAM specification specifies that the DRAM refresh interval is typically 32 or 64 *ms*, during which all cells within a rank will be refreshed. The higher interval indicates a better performance and thus 64*ms* is the default one.

Whenever a memory access to a desired bank occurs, this “opens” a specified row by transferring all data in the row to the bank’s row buffer and a specified column from the row buffer will be accessed. As such, subsequent to the same row will be served by the row buffer, while accessing/opening another row will flush the row buffer.

C. A Software-induced Hardware Bug

Kim et al. [20] report the hardware bug that DRAM rows are vulnerable to persistent charge leakage induced by adjacent rows. They leverage FPGA to frequently open (also known as rowhammer) one row within the DRAM refresh interval, resulting in bit flips in a neighboring row. To trigger the bug from modern processors, memory accesses initiated by processors must also frequently reach a targeted row. As such, an adversary has to clear the CPU caches and the row buffer, and gain knowledge of how DRAM is accessed by the CPU.

Firstly, modern CPUs have multiple levels of caches to effectively reduce the memory access time. If data is present in the CPU cache, accessing it will be fulfilled by the cache and never reach the DRAM memory. To this end, CPU cache must be flushed in order to hammer rows and this can be done explicitly by an unprivileged instruction (e.g., `clflush`) on x86 or implicitly by eviction sets of physical pages [4], [13], [5], [24], [27].

Secondly, since the row buffer facilitates the memory accesses to the same row, bypassing it is also a necessity for hammering. As mentioned above, hammering two different rows within the same bank in an alternate manner can bypass the row buffer. If the two rows happen to be one row apart, such technique is called *double-sided* rowhammer. If not, then it is coined *single-sided* rowhammer. Alternatively, *one-location* rowhammer [12] forces the memory controller to clear the row buffer and thus only needs to hammer one row.

Lastly, as all mainstream operating systems implement memory isolation, virtual addresses are the way that almost all programs running on the CPU access memory. To map a virtual address to a DRAM address, CPU’s Memory Management Unit (MMU) will translate the virtual address to a physical address, which the memory controller will then map to a DRAM address. The virtual to physical mapping can be addressed by accessing `pagemap` or forcing huge-page allocation. Note that unprivileged users can access the `pagemap` interface before Linux kernel 4.0 [31] and they cannot allocate huge pages since the `superpage` feature is disabled by default.

III. OVERVIEW

Our primary goal is to present the general idea of GhostKnight and demonstrate it in a real-world system. In this section, we firstly present the threat model and assumptions, then identify the main challenges of GhostKnight and introduce new techniques to overcome the challenges.

A. Threat Model and Assumptions

- The attacker controls an unprivileged user process that has no special privileges such as accessing `pagemap` or enabling `superpage`. That is, the attacker cannot obtain the virtual-to-physical address mapping.
- The installed memory modules are susceptible to the software-induced hardware bug [20]. Pessl et al. [29] report that many mainstream DRAM manufacturers have vulnerable DRAM modules, including both DDR3 and DDR4 memory.

B. Main Challenges

In general, we have three following steps about GhostKnight. ① collect enough vulnerable memory addresses; ② perform speculative hammering for each pair of addresses; ③ check if any bit flip occurs. If not, go to step ②. In the first step, we scan the available system memory and conduct double-sided rowhammer tool ¹ to collect many enough pairs of vulnerable memory addresses that trigger bit flips. In the second step, each speculative hammering includes effectively and efficiently mistraining the CPU’s prediction logic and triggering one speculative DRAM access. In the following, we talk about the challenges of the speculative hammering.

efficient mistraining: previous spectre-type attacks effectively mistrain the CPU’s prediction logic and how to perform effective mistraining vary among spectre variants. For instance, spectre-V2 [21] feeds the branch predictor with enough malicious destinations. GhostKnight can leverage any spectre variant and take spectre-V1 as an example. To this end, GhostKnight effectively mistrains the conditional branch logic of spectre-V1 with enough legitimate array indexes.

As triggering the hardware bug requires high-frequency of DRAM accesses, the mistraining efficiency should be maximized. We empirically determine the minimum number of array indexes by using a specific Intel Performance Counter (PMC). The Intel PMC counts the mispredicted conditional branch event [17] (i.e., `BR_MISP_EXEC.TAKEN_CONDITIONAL`). Specifically, we first develop a kernel module to record the event count reported by the spectre-V1 proof-of-concept code (PoC) [21] as the baseline, and then reduce the valid array index number one by one from the PoC until the event count is below the baseline. We conduct such experiment on Lenovo Thinkpad T420 with 2.6GHz Intel Core i5 2540M and 8GB DDR3 memory, and the results show that the minimal number that ensures effective mistraining can be reduced from 5 to 4.

verifiable speculative DRAM access: after the mistraining with a minimal number of valid array indexes, we can trigger the speculative execution with an invalid array index, which

¹<https://github.com/google/rowhammer-test>

Algorithm 1: Verify a speculative DRAM access

```

1 Initially: vul_addr is a vulnerable virtual address that
  needs speculative hammering. victim_array is a
  pre-allocated array and its size is array_size. threshold
  is a predefined access latency, an indicator of a cache or
  DRAM access.
2 Function victim_function(index)
3   if index < array_size then
4     | access victim_array + index
5   end
6 flush both array_size and vul_addr.
7 invoke victim_function with 4 valid indexes in sequence.
8   ▷ efficient and effective mistraining.
9 invoke victim_function with an invalid index.
10 ▷ trigger speculative execution that will access vul_addr.
11 latency ← profiling access to vul_addr
12 if latency < threshold then
13   | return 1 ▷ speculative DRAM access succeeds.
14 end
15 return 0 ▷ speculative DRAM access fails.

```

points to one vulnerable address. As the invalid array index needs `clflush` and resides within DRAM, there exists an speculation window between when the conditional branch instruction is issued and when it is committed. With the window, the processor is expected to speculatively access the vulnerable address from DRAM. To ensure that the access occurs in DRAM rather than cache, we `clflush` the vulnerable address before each speculative window. Note that if the window is narrow, then the processor cannot complete the DRAM access and thus fails to trigger the hardware bug. As the aforementioned Intel PMC is only able to indicate whether the speculation window exists, we cannot know whether the window is large enough. To this end, we propose Algorithm 1 to verify whether a speculative DRAM access occurs within the window.

Typically, modern processors have multiple levels of cache and external physical memory (i.e., DRAM) to manage memory accesses. Compared to DRAM, caches are much smaller but faster memory that store copies of frequently-accessed values. To be specific, loading a value from caches costs no more than 100 cycles while fetching it from DRAM often takes several hundred cycles. When a value is fetched from DRAM, a copy of that value and its nearby values in DRAM will be placed into the cache, to reduce the latency of future accesses.

As such, we mistrain the branch predictor logic inside *victim_function* in line 7 and then trigger the speculative execution in line 9, with the hope that *vul_addr* pointed by the invalid index will be accessed from DRAM once. To check whether the DRAM access occurs, we profile the access latency to the vulnerable address in line 11. If the access latency is less than a predefined *threshold* (e.g., 100 cycles) in line 12, then *vul_addr* is speculatively accessed from DRAM and thus cached. Otherwise, the speculative DRAM access fails and returns 0.

We implement the Algorithm on Lenovo T420 based on the above spectre-V1 PoC [21] and the results are displayed in the dashed line in Figure 2. Clearly, we cannot observe a single one speculative DRAM access out of 1000 speculative executions by leveraging the existing spectre-V1 attack [21].

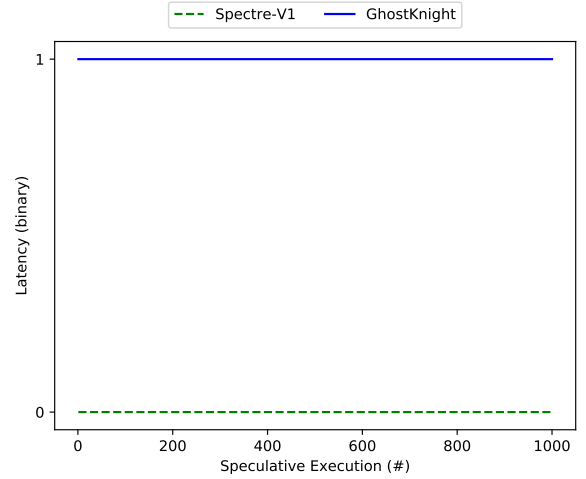


Fig. 2: 0 in Y-axis means that a speculative DRAM access showed in X-axis does not occur. Current spectre-V1 Attack [21] has a small speculation window and cannot speculatively access a target address from DRAM as described in the dashed line. GhostKnight extends the window and reliably accesses the address from DRAM each time as shown in the solid line.

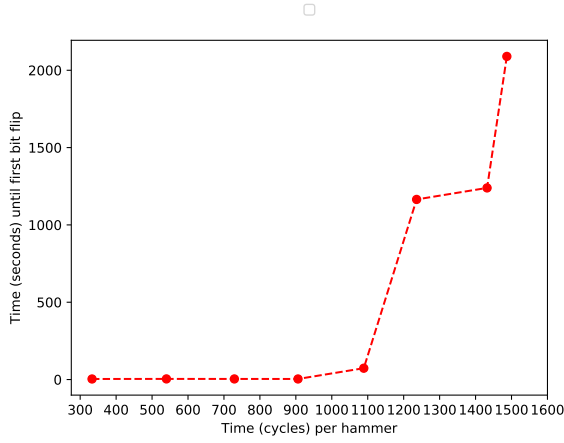
reliable and efficient speculative DRAM access: as the spectre-V1 attack cannot reliably hammer the vulnerable address, the speculation window needs to be extended. A possible reason why the window length is restricted is because the window is nested into a preceding speculation window which might be nested into another one.

To present a long enough speculation window for one DRAM access, previous works [26], [17] use instructions such as `mfence` or `lfence` to terminate the preceding windows each time before triggering the speculative DRAM access. However, most of the 1000 speculative executions still satisfy the address access from cache, indicating that such works do not work at least in our test machine.

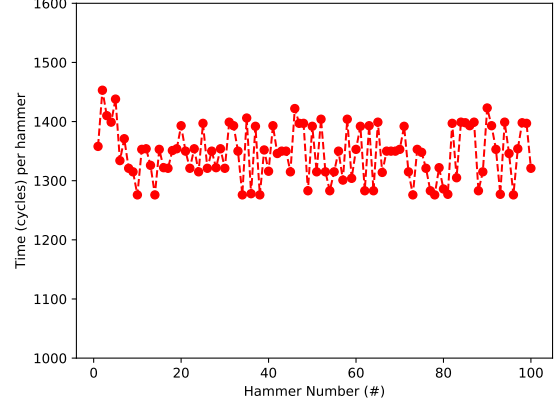
To address this problem, we place one time-consuming instruction (i.e., `syscall`) before triggering the target speculative execution and the instruction is used to exhaust the preceding window. The experimental results indicate that such placement ensures 100% speculative DRAM accesses. However, the time cost caused by the `syscall` is high, making it impossible to trigger the hardware bug. To address the efficiency problem, we replace the instruction with a finite but empty loop. The loop wastes as few CPU cycles as possible in order to achieve reliable and efficient speculative hammering. As the solid line in Figure 2 shows, GhostKnight has extended the speculation window and ensures illegitimate DRAM access inside the window.

C. Time cost per speculative hammering

After addressing the above challenges, we profile the time cost taken by one speculative hammering to verify whether GhostKnight is efficient enough to trigger the hardware bug and flip bits. Given that double-sided hammering is the most



(a) As the time cost per double-sided hammer increases, the time to find the first bit flip also grows. When the time cost per hammer is greater than 1500 cycles, no bit flip is observed within 2 hours.



(b) 100% of the time costs per speculative hammering are less than 1500. 92% of the time costs are within the range of {1200, 1400}.

Fig. 3: The time cost caused by one speculative hammering is clearly below the maximum cost that allows bit flips, indicating that GhostKnight is efficient enough to induce bit flips.

efficient way to flip bits, we use the aforementioned rowhammer tool to determine the maximum time cost that permits a bit flip on the test machine.

As the `clflush` instruction is the most efficient (costs below 200 cycles) and effective (cache miss rate per one round is 100%) way to flush all levels of CPU caches, we modify the tool to embed two such instructions inside one round of double-sided hammering. In order to increase the time cost of each round, we put a certain number of NOP instructions preceding the `clflush` instructions per one hammering. We incrementally add the NOP number so that the time cost per hammering will grow. The time cost for the first bit flip to occur is shown in Figure 3b. As we can see from the Figure, when the NOP number is 0, the first bit flip is observed within 10 seconds. As the NOP number grows, the time costs until the first bit flip also increase. When the time cost per hammer is more than 1500 cycles, we cannot observe the bit flip within 2 hours. As such, 1500 can be the maximum cost that allows bit flips.

We then check whether the time taken per speculative hammering is less than the maximum cost. Unfortunately, speculative hammering one address is costly, making speculative hammering a pair of addresses hard to meet the time requirement. Instead, GhostKnight applies speculative hammering on one address and direct hammering on the other address, and the time cost of hammering the address pair is displayed in Figure 3. All the time costs per speculative hammering are well below 1500, indicating that GhostKnight is efficient to induce bit flips. In our experiments, GhostKnight can induce the first bit flip within 5 minutes of speculative hammering. Alternatively, GhostKnight can leverage the one-location hammering to speculatively hammer only one address.

IV. DISCUSSION

In this section, we first talk about our future work, that is, compromise a trusted execution environment (TEE) enforced by MMU virtualization and then we discuss how to cross other privilege boundaries.

A. Attacking MMU Virtualization

MMU Virtualization: in an MMU-assisted virtualization environment, there are two levels of page tables. The first-level page table, i.e., Guest Page Table (GPT), is managed by the kernel in the guest space, and the other one, e.g., Intel’s Extended Page Table (EPT), AMD’s Nested Page Table (NPT) or ARM’s Second-stage Page Table, is managed by the hypervisor in the hypervisor space. The hardware checks the access permissions at both levels for a memory access. If the hypervisor removes the executable permission for a page P_a in the EPT, then the page P_a can never be executed, regardless of its access permissions in the GPT.

As a result, such hypervisor-based access control removes the potentially compromised kernel out of Trusted Computing Base (TCB) and motivates numerous security defenses [34], [9], [14], [8], [11]. Such works rely on the hardware-assisted hypervisor to provide a trusted execution environment (TEE) for critical code and data of a target application, thus safeguarding data confidentiality and data integrity. Among the defenses, AppShield [9] is a typical example and provides integrity and confidentiality of data residing in TEE. AppShield is a tiny hypervisor with the MMU virtualization deployed. It is able to isolate a protected application’s virtual address space and block accesses to the address space unless they are authorized by the application. The application is full-fledged without any restriction such that it can request the untrusted kernel to (de)allocate DRAM memory and access the allocated memory at native speed as in a bare-metal (unprotected) setting.

Essentially, GhostKnight can defeat all the above defenses that rely on the MMU virtualization. As a case, GhostKnight will show how to cross the privilege boundary enforced by AppShield and write exploitable bits in the TEE. Specifically, we place a 1024-bit RSA exponentiation implementation (using square and multiply as its exponentiation) into TEE provided by AppShield, and leverage GhostKnight to bypass AppShield’s security guarantees by writing bits into the secret exponent of the algorithm, resulting in an attacker-controllable signature.

B. Attacking Other Privilege Boundaries

Also, GhostKnight potentially can bypass other known privilege boundaries and flip bits in other privilege domains. For instance,

- intro-process separation (i.e., sandboxed code);
- inter-process separation;
- user-kernel separation;
- hardware enclave separated from user or kernel-space;
- remote-local process separation;

When defeating MMU virtualization, GhostKnight can simply flush cached target vulnerable address pairs by using the `clflush` instruction although they are inaccessible. However, it is challenging for GhostKnight to flush target address pairs when breaking other privilege boundaries, since `clflush` is not available in a sandboxed environment or cannot be applied to a privileged vulnerable address. Intuitively, there are two following approaches for GhostKnight to either flush or bypass cache.

Eviction-based: an attacker can evict any target address by accessing enough congruent memory addresses which are mapped to the same cache set as the target address [4], [13], [5], [24], [27], [37]. We can use this approach to evict a cached privileged address although we do not have the access permission. To achieve a high DRAM-access frequency, the eviction should be efficient and requires a small enough eviction set congruent to the target address.

Uncached memory-based: as direct memory access (DMA) memory is uncached, past attacks (e.g., Throwhammer [32], Nethammer [23] Drammer [33]) have abused DMA memory for hammering. Similarly, we might find such uncached privileged memory for speculative hammering.

V. RELATED WORK

In this section, we first decompose existing spectre-type attacks from a high-level and then briefly introduce the microarchitectural causes of such attacks.

A. Attack Phases

All existing spectre-like attacks have demonstrated how to abuse different speculation primitives (e.g., conditional branch direction prediction) of modern processors to read arbitrary memory. In general, these attacks can be decomposed into 4 common phases:

- Prepare microarchitectural side channel. As speculative executions leave side effects in microarchitectural buffers

such as cache, private data can be inferred in the last phase using existing timing vectors (e.g., Prime+Probe [24]). To this end, microarchitectural buffer states are polluted.

- Prepare misspeculative execution. Depending on a specific speculation primitive, the CPU is tricked into executing code with attacker-controlled arguments. The code is usually within the context of a target privileged domain such as kernel.
- Trigger misspeculative execution. There exists a time window between when permission checks in the pipeline are issued and when they are committed or retired. To fully utilize the window, the CPU will make mispredictions based on the previous phase and execute transient instructions, resulting in permanent microarchitectural state changes but transient architectural state changes. The misspeculative execution encodes secrets of other domains through microarchitectural state changes.
- Read Secrets via microarchitectural side channel. In this phase, secrets are reconstructed by decoding the microarchitectural state changes. This can be done by using an existing timing vector mentioned in the first phase.

B. Microarchitectural Causes

Pattern History Table: spectre-V1 [21], NetSpectre [30] and SGXSpectre [28] poison Pattern History Table (PHT) to enable branch direction misprediction. The PHT, a component of the branch prediction unit (BPU), is a two-dimensional table of counters and each table entry is a 2-bit saturating counter. The counter stores one of two kinds of information. One is about the virtual address bits of a recently executed branch instruction, and the other is a combination of the branch instruction address and the outcome of the branch (i.e., branch history) [6], [10]. Based on the PHT, the CPU can predict whether a conditional branch should be taken or not.

Branch Target Buffer: spectre-V2 [21] and SGXPectre [7] poison Branch Target Buffer (BTB) to enable branch target misprediction. The BTB is also a component of the BPU and stores target virtual addresses of N most recently executed branches. By looking up the BTB, the CPU can directly obtain the target address and speculatively fetch corresponding instructions in the next cycle.

Return Stack Buffer: both Koruyeh et al. [22] and Maisuradze et al. [25] poison Return Stack Buffer (RSB) to hijack the return flow during the CPU’s speculative execution. The RSB stores the N most recent return virtual addresses, that is, the virtual addresses following the N most recent call instructions. To predict the return address before executing a `ret` instruction, the CPU first pops the top most entry from the RSB to predict the return destination.

Store To Load Dependency: spectre-V4 [15] poisons Store To Load Dependency (STLD) to trick the CPU into speculatively execute a load instruction even if it is unknown whether the instruction is overlapped with previous store instructions. The STLD requires that a load micro-op shall not be executed before all preceding store micro-ops complete writing to the same memory location. For the sake of performance, the CPU’s memory disambiguator will predict which load does not depend on any prior stores. If there is a load that requires no such dependency, then the load will speculatively read data

from the L1 data cache. When the physical addresses of all prior stores are known, the prediction is verified. If the load conflicts with at least one previous store, the load and its succeeding instructions are re-executed.

VI. CONCLUSION

In this paper, we demonstrated the first exploit that utilized speculative execution to break data integrity. In the near future, we will demonstrate a GhostKnight-based attack to defeat the MMU virtualization and write exploitable bits beyond the privilege boundary.

VII. ACKNOWLEDGEMENTS

We are grateful to Yinqian Zhang (a professor from Southern University of Science and Technology) for his valuable feedback on this paper.

REFERENCES

- [1] AMD, Inc., “Secure virtual machine architecture reference manual,” Dec. 2005.
- [2] I. Anati, S. Gueron, S. Johnson, and V. Scarlata, “Innovative technology for cpu based attestation and sealing,” in *Proceedings of the 2nd international workshop on hardware and architectural support for security and privacy*, vol. 13. ACM New York, NY, USA, 2013.
- [3] ARM, Inc., “Secure virtual machine architecture reference manual,” Dec. 2005.
- [4] Z. B. Aweke, S. F. Yitbarek, R. Qiao, R. Das, M. Hicks, Y. Oren, and T. Austin, “Anvil: Software-based protection against next-generation rowhammer attacks,” *ACM SIGPLAN Notices*, vol. 51, no. 4, pp. 743–755, 2016.
- [5] E. Bosman, K. Razavi, H. Bos, and C. Giuffrida, “Dedup est machina: Memory deduplication as an advanced exploitation vector,” in *Security and Privacy, 2016 IEEE Symposium on*. IEEE, 2016, pp. 987–1004.
- [6] C. Canella, J. Van Bulck, M. Schwarz, M. Lipp, B. Von Berg, P. Ortner, F. Piessens, D. Evtvushkin, and D. Gruss, “A systematic evaluation of transient execution attacks and defenses,” in *28th {USENIX} Security Symposium ({USENIX} Security 19)*, 2019, pp. 249–266.
- [7] G. Chen, S. Chen, Y. Xiao, Y. Zhang, Z. Lin, and T. H. Lai, “Sgxpectre: Stealing intel secrets from sgx enclaves via speculative execution,” in *2019 IEEE European Symposium on Security and Privacy (EuroS&P)*. IEEE, 2019, pp. 142–157.
- [8] X. Chen, T. Garfinkel, E. C. Lewis, P. Subrahmanyam, C. A. Waldspurger, D. Boneh, J. Dwoskin, and D. R. Ports, “Overshadow: a virtualization-based approach to retrofitting protection in commodity operating systems,” *ACM SIGOPS Operating Systems Review*, vol. 42, no. 2, pp. 2–13, 2008.
- [9] Y. Cheng, X. Ding, and R. Deng, “Appshield: Protecting applications against untrusted operating system,” *Singapore Management University Technical Report, SMU-SIS-13*, vol. 101, 2013.
- [10] D. Evtvushkin, R. Riley, N. C. Abu-Ghazaleh, ECE, and D. Ponomarev, “Branchscope: A new side-channel attack on directional branch predictor,” *ACM SIGPLAN Notices*, vol. 53, no. 2, pp. 693–707, 2018.
- [11] T. Garfinkel, B. Pfaff, J. Chow, M. Rosenblum, and D. Boneh, “Terra: A virtual machine-based platform for trusted computing,” in *ACM SIGOPS Operating Systems Review*, vol. 37, no. 5. ACM, 2003, pp. 193–206.
- [12] D. Gruss, M. Lipp, M. Schwarz, D. Genkin, J. Juffinger, S. O’Connell, W. Schoeichl, and Y. Yarom, “Another flip in the wall of rowhammer defenses,” *arXiv preprint arXiv:1710.00551*, 2017.
- [13] D. Gruss, C. Maurice, and S. Mangard, “Program for testing for the dram rowhammer problem using eviction,” <https://github.com/IAIK/rowhammerjs>, May 2017.
- [14] O. S. Hofmann, S. Kim, A. M. Dunn, M. Z. Lee, and E. Witchel, “Inktag: Secure applications on an untrusted operating system,” in *ACM SIGPLAN Notices*, vol. 48, no. 4. ACM, 2013, pp. 265–278.
- [15] J. Horn, “speculative store bypass,” <https://bugs.chromium.org/p/project-zero/issues/detail?id=1528>, February 2018.
- [16] Intel, Inc., “Intel 64 and IA-32 architectures software developer’s manual combined volumes: 1, 2a, 2b, 2c, 3a, 3b and 3c,” Oct. 2011.
- [17] —, “Intel 64 and IA-32 architectures optimization reference manual,” Sep. 2014.
- [18] G. Irazoqui, T. Eisenbarth, and B. Sunar, “SSa: A shared cache attack that works across cores and defies vm sandboxing—and its application to aes,” in *2015 IEEE Symposium on Security and Privacy*. IEEE, 2015, pp. 591–604.
- [19] D. Kaplan, J. Powell, and T. Woller, “Amd memory encryption,” *White paper*, 2016.
- [20] Y. Kim, R. Daly, J. Kim, C. Fallin, J. H. Lee, D. Lee, C. Wilkerson, K. Lai, and O. Mutlu, “Flipping bits in memory without accessing them: An experimental study of dram disturbance errors,” in *ACM SIGARCH Computer Architecture News*, vol. 42. IEEE Press, 2014, pp. 361–372.
- [21] P. Kocher, D. Genkin, D. Gruss, W. Haas, M. Hamburg, M. Lipp, S. Mangard, T. Prescher, M. Schwarz, and Y. Yarom, “Spectre attacks: Exploiting speculative execution,” *arXiv preprint arXiv:1801.01203*, 2018.
- [22] E. M. Koruyeh, K. N. Khasawneh, C. Song, and N. Abu-Ghazaleh, “Spectre returns! speculation attacks using the return stack buffer,” in *12th {USENIX} Workshop on Offensive Technologies ({WOOT} 18)*, 2018.
- [23] M. Lipp, M. T. Aga, M. Schwarz, D. Gruss, C. Maurice, L. Raab, and L. Lamster, “Nethammer: Inducing rowhammer faults through network requests,” *arXiv preprint arXiv:1805.04956*, 2018.
- [24] F. Liu, Y. Yarom, Q. Ge, G. Heiser, and R. B. Lee, “Last-level cache side-channel attacks are practical,” in *2015 IEEE Symposium on Security and Privacy*. IEEE, 2015, pp. 605–622.
- [25] G. Maisuradze and C. Rossow, “ret2spec: Speculative execution using return stack buffers,” in *Proceedings of the 2018 ACM SIGSAC Conference on Computer and Communications Security*, 2018, pp. 2109–2122.
- [26] A. Mambretti, M. Neugschwandtner, A. Sorniotti, E. Kirda, W. Robertson, and A. Kurmus, “Speculator: a tool to analyze speculative execution attacks and mitigations,” in *Proceedings of the 35th Annual Computer Security Applications Conference*, 2019, pp. 747–761.
- [27] C. Maurice, M. Weber, M. Schwarz, L. Giner, D. Gruss, C. A. Boano, S. Mangard, and K. Römer, “Hello from the other side: Ssh over robust cache covert channels in the cloud,” in *NDSS*, 2017, pp. 8–11.
- [28] D. O’Keeffe, D. Muthukumar, P.-L. Aublin, F. Kelbert, C. Priebe, J. Lind, H. Zhu, and P. Pietzuch, “Spectre attack against sgx enclave,” Jan. 2018.
- [29] P. Pessl, D. Gruss, C. Maurice, M. Schwarz, and S. Mangard, “Drama: Exploiting dram addressing for cross-cpu attacks,” in *USENIX Security Symposium*, 2016, pp. 565–581.
- [30] M. Schwarz, M. Schwarzl, M. Lipp, J. Masters, and D. Gruss, “Net-spectre: Read arbitrary memory over network,” in *European Symposium on Research in Computer Security*. Springer, 2019, pp. 279–299.
- [31] K. A. Shutemov, “Pagemap: Do not leak physical addresses to non-privileged userspace,” <https://lwn.net/Articles/642074/>, 2015.
- [32] A. Tatar, R. K. Konothe, E. Athanasopoulos, C. Giuffrida, H. Bos, and K. Razavi, “Throwhammer: Rowhammer attacks over the network and defenses,” in *2018 USENIX Annual Technical Conference*, 2018.
- [33] V. van der Veen, Y. Fratantonio, M. Lindorfer, D. Gruss, C. Maurice, G. Vigna, H. Bos, K. Razavi, and C. Giuffrida, “Drammer: Deterministic rowhammer attacks on mobile platforms,” in *Proceedings of the 2016 ACM SIGSAC Conference on Computer and Communications Security*. ACM, 2016, pp. 1675–1689.
- [34] J. Yang and K. G. Shin, “Using hypervisor to provide data secrecy for user applications on a per-page basis,” in *Proceedings of the fourth ACM SIGPLAN/SIGOPS international conference on Virtual execution environments*. ACM, 2008, pp. 71–80.
- [35] Y. Yarom and K. Falkner, “Flush+ reload: a high resolution, low noise, l3 cache side-channel attack,” in *23rd {USENIX} Security Symposium ({USENIX} Security 14)*, 2014, pp. 719–732.
- [36] G. P. Zero, “Spectre v2,” channel.<https://googleprojectzero.blogspot.ch/2018/01/reading-privileged-memory-with-side.html>, 2018.

- [37] Z. Zhang, Y. Cheng, D. Liu, S. Nepal, and Z. Wang, “Telehammer: A stealthy cross-boundary rowhammer technique,” *arXiv preprint arXiv:1912.03076*, 2019.