

# Matter vs. vacuum oscillations at long baseline accelerator neutrino experiments

Suman Bharti,<sup>1,\*</sup> Ushak Rahaman,<sup>2,†</sup> and S. Uma Sankar<sup>1,‡</sup>

<sup>1</sup>*Department of Physics, Indian Institute of Technology Bombay, Mumbai 400076, India*

<sup>2</sup>*Centre for Astro-Particle Physics (CAPP) and Department of Physics,  
University of Johannesburg, PO Box 524, Auckland Park 2006, South Africa*

(Dated: January 28, 2020)

## Abstract

The neutrino oscillation probabilities at the long baseline accelerator neutrino experiments are expected to be modified by matter effects. We search for evidence of such modification in the data of T2K and NO $\nu$ A, by fitting the data to the hypothesis of (a) matter modified oscillations and (b) vacuum oscillations. We find that vacuum oscillations provide as good a fit to the data as matter modified oscillations. Even an extended run of these experiments, with 5 years in neutrino mode and 5 years in anti-neutrino mode, can **not** make a  $3\sigma$  distinction between vacuum and matter modified oscillations. The proposed experiment DUNE, with 5 years in neutrino mode and 5 years in anti-neutrino mode, can rule out vacuum oscillations by itself at  $5\sigma$  if the hierarchy is normal. For inverted hierarchy, a  $5\sigma$  discrimination against vacuum oscillations requires the addition of T2K and NO $\nu$ A data to DUNE data.

PACS numbers: 14.60.Pq,14.60.Lm,13.15.+g

Keywords: Neutrino Mass Hierarchy, Long Baseline Experiments

---

\* Email Address: [sbharti@phy.iitb.ac.in](mailto:sbharti@phy.iitb.ac.in)

† Email Address: [ushakr@uj.ac.za](mailto:ushakr@uj.ac.za)

‡ Email Address: [uma@phy.iitb.ac.in](mailto:uma@phy.iitb.ac.in)

## I. INTRODUCTION

Neutrino oscillations provide a signal for physics beyond standard model. Over the past 20 years, a large number of experiments have determined neutrino oscillation parameters to better and better precision. The values of these parameters, obtained from a global analysis of all data, are shown in table I.

Parameter	Best fit	$1\sigma$ range	$3\sigma$ range
$\Delta m_{21}^2/10^{-5} \text{ eV}^2$ (NH or IH)	7.39	7.19 - 7.60	6.79 - 8.01
$\sin^2 \theta_{12}$ (NH or IH)	0.310	0.298 - 0.323	0.275 - 0.350
$\Delta m_{31}^2/10^{-3} \text{ eV}^2$ (NH)	2.528	2.497 - 2.557	2.436 - 2.618
$\Delta m_{32}^2/10^{-3} \text{ eV}^2$ (IH)	-2.510	-2.541 - -2.480	-2.601 - -2.419
$\sin^2 \theta_{13}$ (NH)	0.02237	0.02172 - 0.02303	0.02044 - 0.02435
$\sin^2 \theta_{13}$ (IH)	0.02259	0.02194 - 0.02324	0.02064 - 0.02457
$\sin^2 \theta_{23}$ (NH)	0.563	0.539 - 0.581	0.433 - 0.609
$\sin^2 \theta_{23}$ (IH)	0.565	0.543 - 0.582	0.436 - 0.610

TABLE I: Neutrino mass-squared differences and mixing angles from global analysis of solar, atmospheric, reactor and accelerator data [1, 2].

From the table, we note that the smaller mass-squared difference  $\Delta_{21}$  is positive but the larger mass-squared difference  $\Delta_{31}$  can be either positive or negative. The case of positive  $\Delta_{31}$  is called normal hierarchy (NH) and that of negative  $\Delta_{31}$  is called inverted hierarchy (IH). We also note that  $\sin^2 \theta_{23}$  can be  $> 0.5$  or  $< 0.5$ . In the former case,  $\theta_{23}$  is said to be in the higher octant (HO) whereas in the latter case it is in lower octant (LO).

Neutrinos experience coherent forward scattering while passing through matter. The effect of this scattering is parametrized by the Wolfenstein matter term [3]

$$A(\text{in eV}^2) = 0.76 \times 10^{-4} \rho(\text{in gm/cc})E(\text{in GeV}), \quad (1)$$

where  $\rho$  is the density of matter and  $E$  is the energy of neutrino. The presence of this matter term modifies both the mass-square differences and the mixing angles and hence the neutrino survival/oscillations probabilities. Matter effects play a crucial role in the solution

for solar neutrino deficit [4–6]. The existence of matter effects in oscillations driven by the smaller mass-squared difference  $\Delta_{21}$  are established at a significance better than  $5\sigma$  [7].

The signature of oscillations driven by the larger mass-squared difference  $\Delta_{31}$  was first observed in atmospheric neutrino data [8–12]. Initially, this data was analyzed using vacuum oscillation hypothesis and the corresponding oscillations parameters were determined [12]. The survival probability of up-going  $\nu_\mu/\bar{\nu}_\mu$ , with moderately large energy (4 – 10 GeV), gets modified due to matter effects. Super kamiokande experiment searched for these modifications. They found that matter modified oscillations with  $\Delta_{31}$  positive do provide the best fit to their data but "vacuum oscillations are disfavoured only at  $1.6\sigma$ " [13]. The modification of the oscillation probabilities due to matter effects are different for different hierarchies [14, 15]. Observation of appropriate changes can lead to hierarchy determination, with atmospheric neutrino data [16, 17] or with long baseline accelerator neutrino data [18, 19] or with both [20, 21].

Before using matter effects to determine the hierarchy, one should unambiguously establish the presence of matter effects in long baseline neutrino experiments. Two such current experiments are T2K [22] and NO $\nu$ A [23]. These experiments measure the survival probabilities,  $P(\nu_\mu \rightarrow \nu_\mu)$  and  $P(\bar{\nu}_\mu \rightarrow \bar{\nu}_\mu)$ , and the oscillation probabilities,  $P(\nu_\mu \rightarrow \nu_e)$  and  $P(\bar{\nu}_\mu \rightarrow \bar{\nu}_e)$ . For baselines of the order of 1000 km or less, the changes in survival probabilities are negligibly small but the changes in the oscillation probabilities are significant (9% for T2K and 25% for NO $\nu$ A [24]). Hence the hierarchy determination ability of these experiments comes essentially from the measurement of  $P(\nu_\mu \rightarrow \nu_e)$  and  $P(\bar{\nu}_\mu \rightarrow \bar{\nu}_e)$ . The expression for matter modified  $P(\nu_\mu \rightarrow \nu_e)$  for these experiments is given by [14, 25]

$$P(\nu_\mu \rightarrow \nu_e) = \sin^2 2\theta_{13} \sin^2 \theta_{23} \frac{\sin^2 \hat{\Delta}(1 - \hat{A})}{(1 - \hat{A})^2} + \alpha \cos \theta_{13} \sin 2\theta_{12} \sin 2\theta_{13} \sin 2\theta_{23} \cos(\hat{\Delta} + \delta_{\text{CP}}) \frac{\sin \hat{\Delta} \hat{A} \sin \hat{\Delta}(1 - \hat{A})}{\hat{A} (1 - \hat{A})}, \quad (2)$$

where  $\hat{\Delta} = 1.27\Delta_{31}L/E$ ,  $\hat{A} = A/\Delta_{31}$  and  $\alpha = \Delta_{21}/\Delta_{31}$ . The expression for  $P(\bar{\nu}_\mu \rightarrow \bar{\nu}_e)$  is obtained by replacing  $A$  by  $-A$  and  $\delta_{\text{CP}}$  by  $-\delta_{\text{CP}}$ . We note that these two probabilities not only depend on the unknown hierarchy but also on two other unknowns  $\delta_{\text{CP}}$  and the octant of  $\theta_{23}$ . For T2K and NO $\nu$ A, the change induced by matter effects is similar in magnitude to the change induced by choosing a different but allowed value of  $\delta_{\text{CP}}$  and/or  $\theta_{23}$  [26]. Therefore, it is possible to cancel the change induced by the matter effects by choosing a

wrong value of  $\delta_{\text{CP}}$  and/or  $\theta_{23}$ . That is, the same value of  $P(\nu_\mu \rightarrow \nu_e)$  can be obtained from matter modified oscillations with one value of  $\delta_{\text{CP}}$  and from vacuum oscillations with a different value of  $\delta_{\text{CP}}$ . Hence the unambiguous establishment of matter effects at long baseline experiments is non-trivial.

In this work we study the distinction made by the present data of T2K and NO $\nu$ A between vacuum oscillations and matter modified oscillations (for both hierarchies). We do find that matter modified oscillations with normal hierarchy do provide the best fit solution to the data but the vacuum oscillations provide nearly as good a fit. We also consider the ability of T2K and NO $\nu$ A to make a distinction by the end of their runs. We find that a  $3\sigma$  discrimination is not possible even if each experiment has a  $(5\nu + 5\bar{\nu})$  run (that is, 5 years each in neutrino and anti-neutrino modes). We further study the ability of the future experiment DUNE to make such a discrimination. The baseline and hence the energy of the neutrino beam of DUNE are larger which lead to larger changes in  $P(\nu_\mu \rightarrow \nu_e)$  and  $P(\bar{\nu}_\mu \rightarrow \bar{\nu}_e)$  due to matter effects. A one year neutrino run of DUNE by itself can make a  $3\sigma$  discrimination between matter and vacuum oscillations, if the hierarchy is normal. Addition of the T2K and NO $\nu$ A data to one year of DUNE data leads only to a small improvement in this discrimination. Vacuum oscillations can be ruled out at  $5\sigma$ , for both normal and inverted hierarchies, by the combined T2K  $(5\nu + 5\bar{\nu})$ , NO $\nu$ A  $(5\nu + 5\bar{\nu})$  and DUNE  $(5\nu + 5\bar{\nu})$  runs.

## II. ANALYSIS PROCEDURE

We use the following procedure to generate our results. We calculated the theoretical event spectra with three flavour oscillations using GLOBES [27, 28], for the appearance and disappearance channels in both neutrino and anti-neutrino modes for T2K and for NO $\nu$ A. These rates are calculated with the matter potential parametrized as  $q * A$ , where  $A$  is the standard Wolfenstein matter term and  $q$  is a multiplicative factor. In this analysis, we consider the possibility of non-standard matter term, as was done in ref. [13]. The following inputs are used in our calculations: the solar neutrino parameters  $\sin^2\theta_{12}$  and  $\Delta_{21}$  were held fixed at 0.31 and  $7.39 \times 10^{-5} \text{ eV}^2$  respectively. The values of  $\sin^2\theta_{13}$  were varied in its  $3\sigma$  range around its central value 0.02237 (0.02259) with  $\sigma = 0.00066$  (0.00065) for NH (IH). The values of  $\sin^2\theta_{23}$  were varied in its  $3\sigma$  range around its central value 0.563 (0.565) with  $\sigma = 0.024$  (0.022) for NH (IH). The larger mass-squared difference  $|\Delta_{31}|$  ( $|\Delta_{32}|$ ) was

varied in its  $3\sigma$  range around its central value  $2.528 \times 10^{-3} \text{ eV}^2$  ( $2.510 \times 10^{-3} \text{ eV}^2$ ) with  $\sigma = 0.031 \times 10^{-3} \text{ eV}^2$  for NH (IH). The CP violating phase  $\delta_{\text{CP}}$  is varied in its full range  $(0, 360^\circ)$ . The theoretical event rates are calculated separately for both test hierarchy NH and IH. The non-standard matter interaction parameter  $q$  is varied between  $(0, 2)$ . The value  $q = 0$ , of-course, stands for vacuum oscillations.

In the first instance, we compare these theoretical event rates with the present data of T2K and NO $\nu$ A. This is done by computing the  $\chi^2$  between the theory and data for each of the four data sets of each experiment. For a particular experiment and for a particular data set, the Poissonian  $\chi^2$  is calculated using the expression

$$\chi^2 = \sum_i 2[(N_i^{\text{th}} - N_i^{\text{exp}}) + N_i^{\text{exp}} \times \ln(N_i^{\text{exp}}/N_i^{\text{th}})] + \sum_j [2 \times N_j^{\text{th}}] + \chi^2(\text{sys}), \quad (3)$$

where  $i$  stands for bins for which  $N_i^{\text{exp}} \neq 0$  and  $j$  stands for bins for which  $N_j^{\text{exp}} = 0$ . The term  $\chi^2(\text{sys})$  arise due to systematic uncertainties. For each of the two experiments, we included systematic uncertainties of 10%, using the pull method. We varied the pull parameter in  $3\sigma$  range and marginalized over it to determine  $\chi_m^2$  as a function of test values of oscillation parameters, mass hierarchies and  $q$ .

We calculated the total  $\chi^2$  for both NH test and IH test as

$$\begin{aligned} \chi^2(\text{tot}) = & \chi_m^2(\text{NO}\nu\text{A } \nu \text{ app}) + \chi_m^2(\text{NO}\nu\text{A } \bar{\nu} \text{ app}) + \chi_m^2(\text{T2K } \nu \text{ app}) \\ & + \chi_m^2(\text{T2K } \bar{\nu} \text{ app}) + \chi_m^2(\text{NO}\nu\text{A } \nu \text{ disapp}) + \chi_m^2(\text{NO}\nu\text{A } \bar{\nu} \text{ disapp}) \\ & + \chi_m^2(\text{T2K } \nu \text{ disapp}) + \chi_m^2(\text{T2K } \bar{\nu} \text{ disapp}) + \chi^2(\text{prior}). \end{aligned} \quad (4)$$

We added priors on  $\sin^2 \theta_{13}$ ,  $\sin^2 \theta_{23}$  and  $|\Delta_{31}|$  ( $|\Delta_{32}|$ ) for NH (IH). During the calculation of  $\chi^2(\text{tot})$ , we have to keep in mind that the test values of the oscillation parameters are same for all the individual  $\chi^2$ s. This quantity  $\chi^2(\text{tot})$  is a function of test values of oscillation parameters, hierarchies and  $q$ . We found the minimum of  $\chi^2(\text{tot})$  and subtracted it from all other values of  $\chi^2(\text{tot})$  to obtain  $\Delta\chi^2$  as a function of test values of oscillation parameters, hierarchies and  $q$ . At the last step, we marginalized  $\Delta\chi^2$  over all the oscillations parameters but not over hierarchy and  $q$ .

In later stages we simulated the expected data from the future runs of T2K and NO $\nu$ A and also the runs of the future experiment DUNE. These simulations were done with the best fit values [1] of mass-squared differences, mixing angles,  $\delta_{\text{CP}}$  and  $q = 1$ . These were done separately for both NH and for IH as true hierarchy. The results of these simulations

were used as data and the theoretical event rates and  $\chi^2$  were calculated as described earlier. In the case of this calculation,  $\chi^2$  is equivalent to  $\Delta\chi^2$ .

### III. RESULTS

#### A. From present data

So far NO $\nu$ A has taken data  $8.85 \times 10^{20}$  POT in  $\nu$  mode and  $12.33 \times 10^{20}$  POT in  $\bar{\nu}$  mode. The disappearance and appearance spectra for both modes are given in ref. [29]. At present, T2K has taken data with  $14.9 \times 10^{20}$  POT in  $\nu$  mode and  $16.4 \times 10^{20}$  POT in  $\bar{\nu}$  mode [30]. The appearance event spectra (for both  $\nu$  and  $\bar{\nu}$  modes) are given in ref. [30] but the disappearance event spectra for the full data set are not available. Ref. [31] gives the disappearance spectra for  $14.7 \times 10^{20}$  POT in  $\nu$  mode and  $7.6 \times 10^{20}$  POT in  $\bar{\nu}$  mode. We use the above mentioned spectra in our analysis. As explained in introduction, the change induced in the survival probabilities due to matter effects is quite small. Therefore, we expect that our results would remain the same even when the disappearance spectra of the full T2K data are used in the analysis.

The above data set, with 154 data points, was fit to the hypothesis of three flavour oscillations with variable matter term as described in the previous section and the results are displayed in fig. 1. The minimum  $\chi^2 = 176.5$  occurs for  $\Delta_{31}$  positive and  $q = 0.8$ . Standard matter oscillations with NH ( $q = 1$ ) has essentially the same  $\chi^2$  whereas the standard matter effects with IH are disfavored by a  $\Delta\chi^2 = 5.5$ . It is interesting to note that vacuum oscillations ( $q = 0$ ) provide nearly as good a fit to the data as matter modified oscillations with NH (with  $\chi^2 = 177.5$ ).

#### B. Expectation from extended runs of T2K and NO $\nu$ A

We now consider the ability of extended runs of T2K and NO $\nu$ A to establish matter modified oscillations. Using GLOBES, we simulated event spectra of T2K for  $37.4 \times 10^{20}$  POT each in both  $\nu$  and  $\bar{\nu}$  mode corresponding to a five year run in each mode. The simulation for NO $\nu$ A was done for  $30.25 \times 10^{20}$  POT each in both  $\nu$  and  $\bar{\nu}$  mode, again corresponding to a five year run in each mode. We used the best fit values, listed in table I, for the neutrino oscillation parameters in doing this simulation, which was done separately

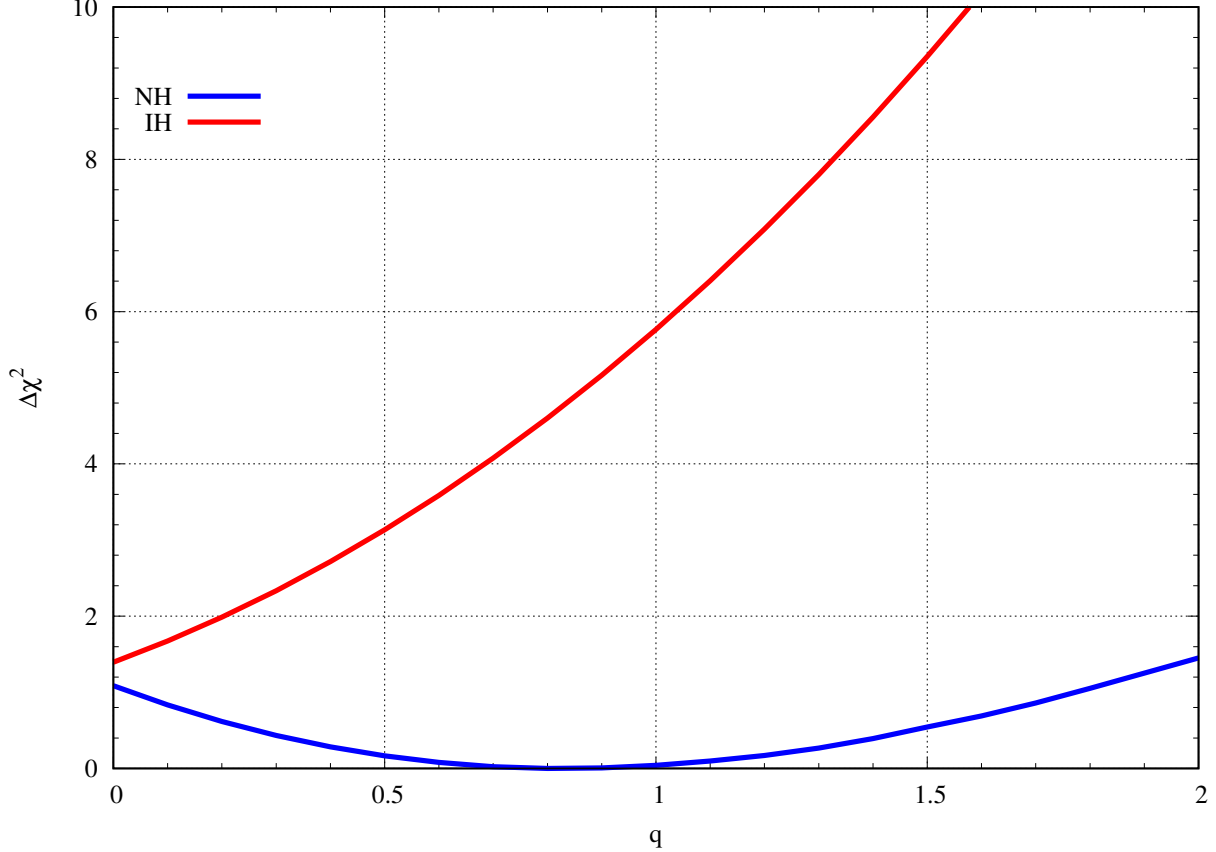


FIG. 1:  $\Delta\chi^2$  vs  $q$  for the present data of T2K and NO $\nu$ A. The data of NO $\nu$ A consists of  $8.85 \times 10^{20}$  POT in  $\nu$  mode and  $12.33 \times 10^{20}$  POT in  $\bar{\nu}$  mode. The appearance data of T2K consists of  $14.9 \times 10^{20}$  POT in  $\nu$  mode and  $16.4 \times 10^{20}$  POT in  $\bar{\nu}$  mode. The disappearance data of T2K consists of  $14.7 \times 10^{20}$  POT in  $\nu$  mode and  $7.6 \times 10^{20}$  POT in  $\bar{\nu}$  mode. The minimum  $\chi^2$ , for 154 data points is 176.5. The blue (red) curve is for  $\Delta_{31}$  positive (negative). Note that vacuum oscillations ( $q = 0$ ) also provide a reasonably good fit to the data.

for NH being the true hierarchy and for IH being the true hierarchy. The simulated data is analyzed in the manner described in section 2 and the results are shown in fig. 2. We note that such an extended run rules out IH at  $3\sigma$  if NH is the true hierarchy but rules out NH only at  $2\sigma$  if IH is the true hierarchy. We also note that, no matter what the true hierarchy is, the vacuum oscillations have a very small  $\Delta\chi^2 \simeq 2$ . Hence we can state that the combined data of T2K and NO $\nu$ A **cannot** distinguish between matter modified oscillations and vacuum oscillations.

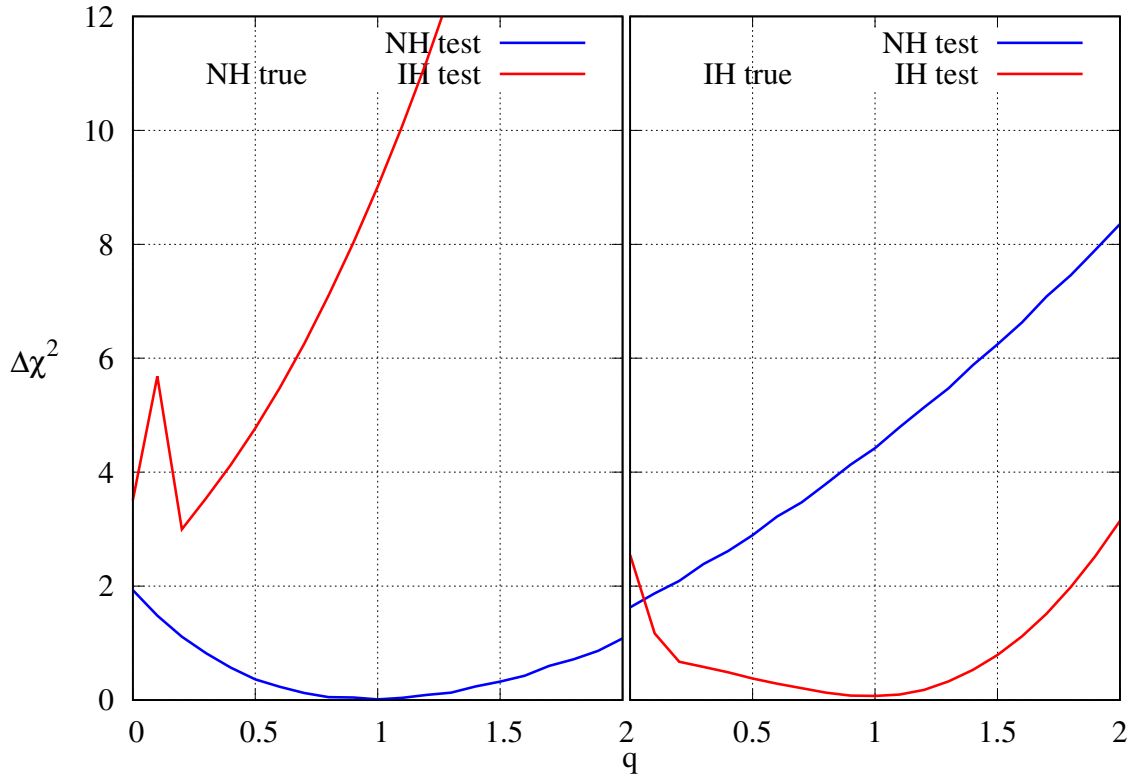


FIG. 2:  $\Delta\chi^2$  vs  $q$  for an expected T2K run with  $37.4 \times 10^{20}$  POT each in both  $\nu$  and  $\bar{\nu}$  mode and a  $\text{NO}\nu\text{A}$  run with  $30.25 \times 10^{20}$  POT each in both  $\nu$  and  $\bar{\nu}$  mode. The left (right) panel assumes the true hierarchy to be normal (inverted). The blue (red) curves assume the test hierarchy to be normal (inverted).

Note that T2K and  $\text{NO}\nu\text{A}$  can not rule out vacuum oscillations at  $3\sigma$  even with such long runs.

### C. Expectation from DUNE

The future long baseline accelerator neutrino experiment DUNE [32–34] is designed to disentangle the changes due to matter effects from the changes due to  $\delta_{\text{CP}}$ . Its baseline ( $L \simeq 1300$  km) is much longer than that of T2K or  $\text{NO}\nu\text{A}$ . Its peak energy is correspondingly higher and matter effects larger. Therefore, it is expected that it will have a much better ability to rule out vacuum oscillations. Fig. 3 shows the ability of one year neutrino run of DUNE to establish matter modified oscillations. We note that vacuum oscillations are ruled out at  $3\sigma$  if the true hierarchy is NH but only at  $2\sigma$  if the true hierarchy is IH. Addition of T2K ( $5\nu + 5\bar{\nu}$ ) and  $\text{NO}\nu\text{A}$  ( $5\nu + 5\bar{\nu}$ ) runs leads only to a marginal improvement but not  $3\sigma$  discrimination. In order to consider a  $5\sigma$  discrimination against vacuum oscillations,



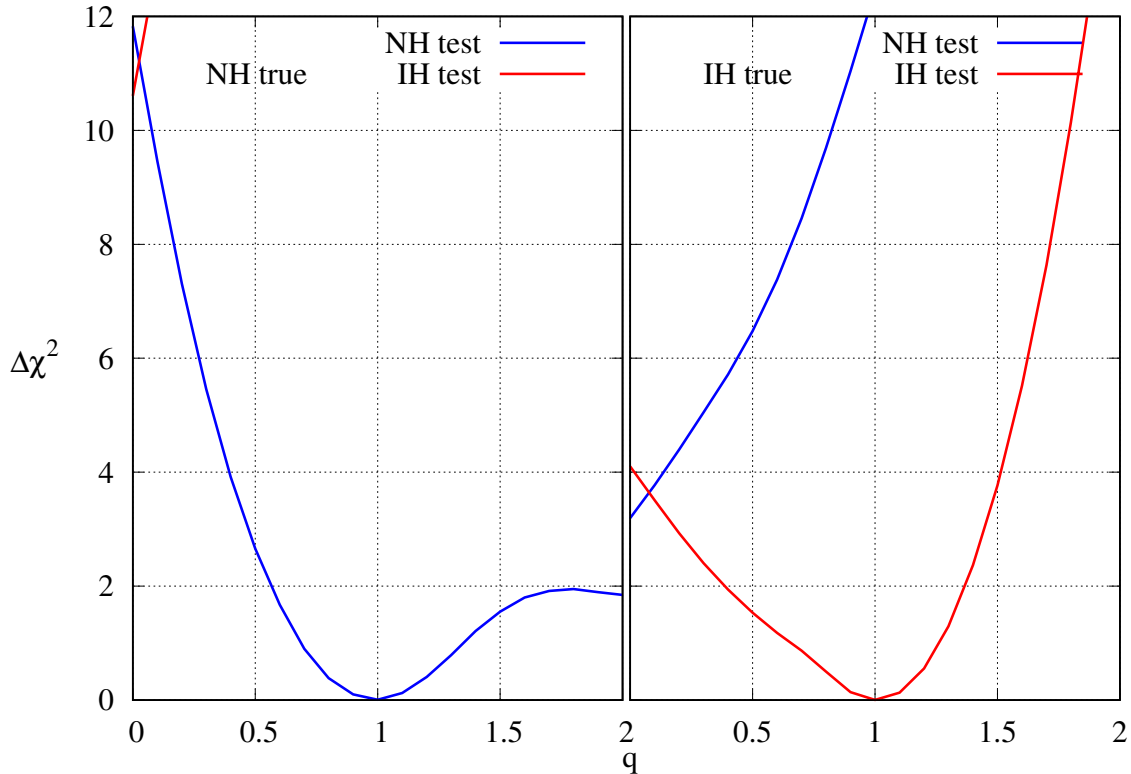


FIG. 3:  $\Delta\chi^2$  vs  $q$  for an expected one year neutrino run of DUNE ( $14.7 \times 10^{20}$  POT). The left (right) panel assumes the true hierarchy to be normal (inverted). The blue (red) curves assume the test hierarchy to be normal (inverted).

we did a simulation of DUNE ( $5\nu + 5\bar{\nu}$ ) run. Here again, we find that a  $5\sigma$  discrimination is possible only if the true hierarchy is NH but not if the true hierarchy is IH. However, a  $5\sigma$  discrimination is possible for both hierarchies if the data of DUNE ( $5\nu + 5\bar{\nu}$ ) run is considered in conjunction with T2K ( $5\nu + 5\bar{\nu}$ ) and NO $\nu$ A ( $5\nu + 5\bar{\nu}$ ) runs, as illustrated in fig. 4. We also note from this figure that values of  $q$  outside the range  $(1 \pm 0.4)$  are ruled out at  $3\sigma$  or better.

#### IV. CONCLUSIONS

Matter effects allow us to determine the sign of neutrino mass-squared differences. The existence of matter effects at the scale of  $\Delta_{21}$  is well established [7]. However, at the scale of  $\Delta_{31}$ , vacuum oscillations fit the data nearly as well as matter modified oscillations. This is

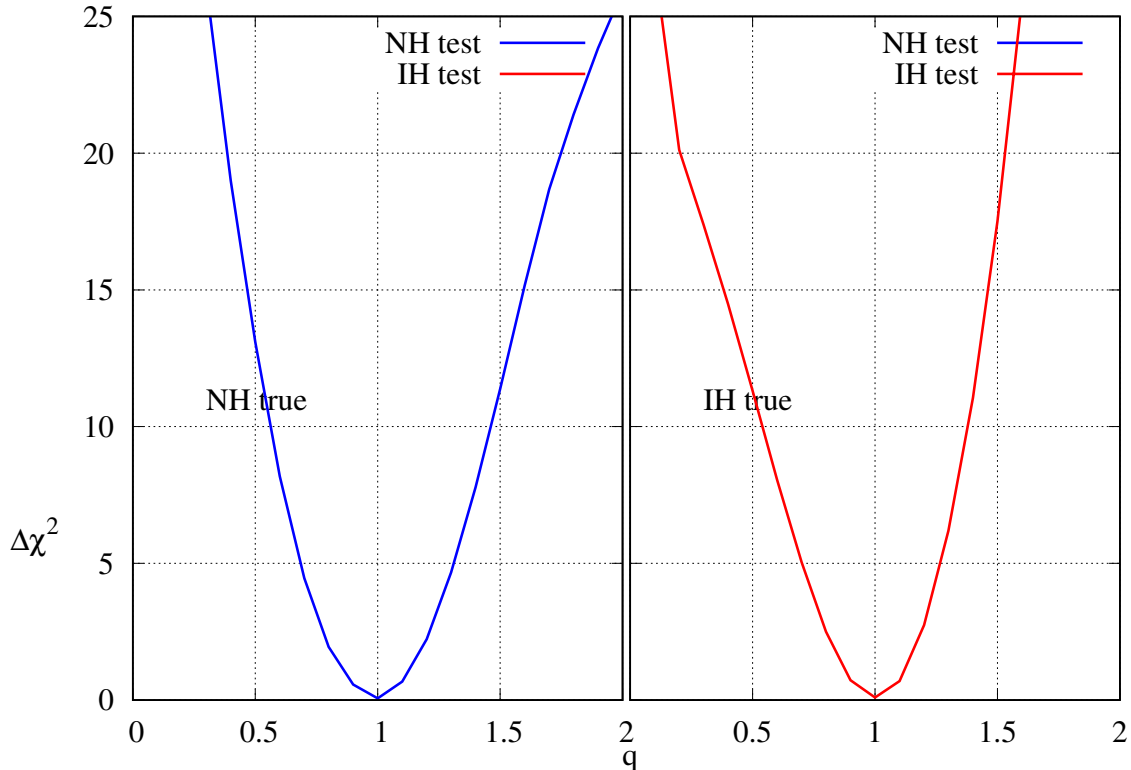


FIG. 4:  $\Delta\chi^2$  vs  $q$  for an expected  $(5\nu + 5\bar{\nu})$  run of DUNE plus equal  $\nu$  and  $\bar{\nu}$  runs of T2K with  $37.4 \times 10^{20}$  POT and of NO $\nu$ A with  $30.25 \times 10^{20}$  POT. The left (right) panel assumes the true hierarchy to be normal (inverted). The blue (red) curves assume the test hierarchy to be normal (inverted).

true for both atmospheric neutrino data [13] and for present long baseline accelerator data, as demonstrated in this work. We also show that extended runs of T2K and NO $\nu$ A can not rule out vacuum oscillations at  $3\sigma$ . Such a result can be achieved with one year neutrino run of DUNE, if NH is the true hierarchy but not if IH is the true hierarchy. Ruling out vacuum oscillations at  $5\sigma$  requires the combined data of  $(5\nu + 5\bar{\nu})$  runs of T2K, NO $\nu$ A and DUNE. Such a data can also establish the strength of matter effects with good precision.

## ACKNOWLEDGEMENTS

SB thanks Department of Physics, IIT Bombay for the use of facilities and Industrial Research and Consultancy Center (IRCC), IIT Bombay for financial support.

---

- [1] I. Esteban, M. C. Gonzalez-Garcia, A. Hernandez-Cabezudo, M. Maltoni, and T. Schwetz, *JHEP* **01**, 106 (2019), 1811.05487.
- [2] NuFIT 4.1 (2019), [www.nu-fit.org](http://www.nu-fit.org).
- [3] L. Wolfenstein, *Phys. Rev.* **D17**, 2369 (1978).
- [4] S. P. Mikheyev and A. Yu. Smirnov, *Sov. J. Nucl. Phys.* **42**, 913 (1985), [*Yad. Fiz.*42,1441(1985); ,305(1986)].
- [5] S. P. Mikheev and A. Yu. Smirnov, *Nuovo Cim.* **C9**, 17 (1986).
- [6] J. N. Bahcall, M. C. Gonzalez-Garcia, and C. Pena-Garay, *JHEP* **08**, 016 (2004), [hep-ph/0406294](http://hep-ph/0406294).
- [7] G. L. Fogli, E. Lisi, A. Marrone, and A. Palazzo, *Prog. Part. Nucl. Phys.* **57**, 742 (2006), [hep-ph/0506083](http://hep-ph/0506083).
- [8] D. Casper et al., *Phys. Rev. Lett.* **66**, 2561 (1991).
- [9] R. Becker-Szendy et al., *Phys. Rev.* **D46**, 3720 (1992).
- [10] K. S. Hirata et al. (Kamiokande-II), *Phys. Lett.* **B280**, 146 (1992).
- [11] Y. Fukuda et al. (Kamiokande), *Phys. Lett.* **B335**, 237 (1994).
- [12] Y. Fukuda et al. (Super-Kamiokande), *Phys. Rev. Lett.* **81**, 1562 (1998), [hep-ex/9807003](http://hep-ex/9807003).
- [13] K. Abe et al. (Super-Kamiokande), *Phys. Rev.* **D97**, 072001 (2018), [1710.09126](http://arxiv.org/abs/1710.09126).
- [14] A. Cervera, A. Donini, M. Gavela, J. Gomez Cadenas, P. Hernandez, et al., *Nucl.Phys.* **B579**, 17 (2000), [hep-ph/0002108](http://hep-ph/0002108).
- [15] P. Lipari, *Phys. Rev.* **D61**, 113004 (2000), [hep-ph/9903481](http://hep-ph/9903481).
- [16] R. Gandhi, P. Ghoshal, S. Goswami, P. Mehta, S. U. Sankar, and S. Shalgar, *Phys. Rev.* **D76**, 073012 (2007), [0707.1723](http://arxiv.org/abs/0707.1723).
- [17] A. Ghosh and S. Choubey, *JHEP* **10**, 174 (2013), [1306.1423](http://arxiv.org/abs/1306.1423).
- [18] O. Mena and S. J. Parke, *Phys.Rev.* **D70**, 093011 (2004), [hep-ph/0408070](http://hep-ph/0408070).

- [19] R. Gandhi, P. Ghoshal, S. Goswami, P. Mehta, and S. U. Sankar, Phys. Rev. **D73**, 053001 (2006), hep-ph/0411252.
- [20] A. Ghosh, T. Thakore, and S. Choubey, JHEP **04**, 009 (2013), 1212.1305.
- [21] K. Chakraborty, S. Goswami, C. Gupta, and T. Thakore, JHEP **05**, 137 (2019), 1902.02963.
- [22] K. Abe et al. (T2K), Nucl. Instrum. Meth. **A659**, 106 (2011), 1106.1238.
- [23] D. S. Ayres et al. (NOvA) (2007).
- [24] M. Narayan and S. U. Sankar, Phys. Rev. **D61**, 013003 (2000), hep-ph/9904302.
- [25] M. Freund, Phys.Rev. **D64**, 053003 (2001), hep-ph/0103300.
- [26] S. Bharti, S. Prakash, U. Rahaman, and S. Uma Sankar, JHEP **09**, 036 (2018), 1805.10182.
- [27] P. Huber, M. Lindner, and W. Winter, Comput.Phys.Commun. **167**, 195 (2005), hep-ph/0407333.
- [28] P. Huber, J. Kopp, M. Lindner, M. Rolinec, and W. Winter, Comput.Phys.Commun. **177**, 432 (2007), hep-ph/0701187.
- [29] M. A. Acero et al. (NOvA), Phys. Rev. Lett. **123**, 151803 (2019), 1906.04907.
- [30] K. Abe et al. (T2K) (2019), 1910.03887.
- [31] K. Abe et al. (T2K), Phys. Rev. Lett. **121**, 171802 (2018), 1807.07891.
- [32] B. Abi et al. (DUNE) (2018), 1807.10334.
- [33] B. Abi et al. (DUNE) (2018), 1807.10327.
- [34] B. Abi et al. (DUNE) (2018), 1807.10340.