

Regularity condition on the anisotropy induced by gravitational decoupling in the framework of MGD

G. Abellán¹, V.A. Torres–Sánchez², E. Fuenmayor¹, E. Contreras^{a,3}

¹ Grupo de Campos y Partículas, Facultad de Ciencias, Universidad Central de Venezuela, AP 47270, Caracas 1041-A, Venezuela

²School of Physical Sciences & Nanotechnology, Yachay Tech University, 100119 Urcuquí, Ecuador

³Departamento de Física, Colegio de Ciencias e Ingeniería, Universidad San Francisco de Quito, Quito, Ecuador.

Received: date / Accepted: date

Abstract We use gravitational decoupling to establish a connection between the minimal geometric deformation approach and the standard method for obtaining anisotropic fluid solutions. Motivated by the relations that appear in the framework of minimal geometric deformation, we give an anisotropy factor that allows us to solve the quasi–Einstein equations associated to the decoupler sector. We illustrate this by building an anisotropic extension of the well known Tolman IV solution, providing in this way an exact and physically acceptable solution that represents the behavior of compact objects. We show that, in this way, it is not necessary to use the usual mimic constraint conditions. Our solution is free from physical and geometrical singularities, as expected. We have presented the main physical characteristics of our solution both analytically and graphically and verified the viability of the solution obtained by studying the usual criteria of physical acceptability.

1 Introduction

In 1916, Karl Schwarzschild obtained the first interior solution of the Einstein field equations [1]. This solutions describe a self–gravitating object sustained by a perfect and incompressible fluid which is embedded in a static and spherically symmetric vacuum space–time. Following the strategy of Schwarzschild, other interior solutions can be constructed providing suitable equations of state to close the system. However, in some cases the system obtained can not be analytically integrated and numerical models are required. Besides proposing an equation of state to relate thermodynamical quantities, we can use geometrical constraints on

the functions. Indeed, following this program Tolman obtained a family of eight isotropic solutions [2].

For many years isotropic solutions were considered as well posed models to study stellar interiors. However, as was shown by Delgaty and Lake [3], very few of this solutions can be considered physically acceptable. More precisely, among 127 isotropic solutions they considered, only 16 passed all the test that any realistic solution must satisfy (for a list of physical conditions of interior solutions see, for example, [4]). Nevertheless, even when acceptable solutions can be found the perfect fluid model is inadequate when local anisotropy of pressure is assumed. Regardingly, anisotropic models have been considered as very reasonable for describing the matter distribution under a variety of circumstances [5–21]. Now, as it is well known, assumption of local anisotropy in the fluid leads to the introduction of an extra unknown quantity in the system. In this sense, we need to impose two conditions, either equations of state or geometric links between the metric variables in order to integrate the system. For example, in Ref. [6] Bowers and Liang besides assuming the Schwarzschild constraint on the density, they imposed that in order to avoid singularities in the Tolman–Oppenheimer–Volkoff (TOV) equation

$$p'_r = -(\rho + p_r) \frac{\nu'}{2} + 2 \frac{p_\perp - p_r}{r}, \quad (1)$$

the anisotropy, $p_\perp - p_r$ must satisfy, for example, the following constraint

$$p_\perp - p_r = C f(p_r, r) (\rho + p_r) r^n. \quad (2)$$

In the above expression ρ is the energy density of the fluid and p_\perp and p_r stand for the transverse and radial pressure of the fluid, respectively. The function f encodes the information of the anisotropy of the system which is no necessarily a linear function of the ra-

^ae-mail: econtreras@usfq.edu.ec

dial pressure and C a parameter which measures the anisotropy strength. Finally, the exponent is constrained to $n > 1$ in order to avoid singularities in (1). In the same spirit, Cosenza et. al. [7] proposed a method which allowed them to find a family of non-isotropic models from any isotropic model which depends continuously on the constant C . The protocol consists in to take the energy density of any perfect fluid as the density of the anisotropic system and consider the following anisotropic function, $f(p_r, r)$

$$f(p_r, r) = \frac{\nu'}{2} r^{1-n}. \quad (3)$$

Following this procedure they were able to extend the Schwarzschild interior solution, Tolman IV, V and VI, and the Adler model to anisotropic domains. However, it is worth mentioning that in some cases numerical analysis were required to obtain the solution. The procedure just explained corresponds to the standard way in which problems have been solved in the presence of anisotropy.

Recently, the so-called Minimal Geometric Deformation (MGD) method [22–67, 69–72] has emerged as an alternative to extend isotropic solutions in a straightforward and analytical way given the number of ingredients which convert it in a versatile and powerful tool to solve the Einstein's equations.

For example, the method has been used to obtain anisotropic like-Tolman IV solutions [35,39], anisotropic Tolman VII solutions [67] and a model for neutron stars [68]. In other contexts, MGD has been used to extend black holes in 3 + 1 and 2 + 1 dimensional space-times [42,53,56]. Moreover, in the context of modified theories of gravitation, the method has been used to obtain solutions in $f(\mathcal{G})$ gravity [46], Lovelock [64], $f(R, T)$ [62], Rastall [71] and more recently interior solutions in the context of braneworld [70].

It is worth mentioning that in contrast to the standard strategy followed in Ref. [7] where the information of the isotropic solution entered via the energy density of a well known model, in the MGD method the isotropic solution is a sector of the total solution. More precisely, the isotropic solution is used as a seed to obtain anisotropic solutions of the Einstein equations as follows.

Let us consider the Einstein field equations

$$R_{\mu\nu} - \frac{1}{2}Rg_{\mu\nu} = -\kappa^2 T_{\mu\nu}^{(tot)}, \quad (4)$$

and assume that the total energy-momentum tensor, $T_{\mu\nu}^{(tot)}$, can be decomposed as

$$T_{\mu\nu}^{(tot)} = T_{\mu\nu}^{(m)} + \alpha\theta_{\mu\nu}, \quad (5)$$

where $T_{\mu\nu}^{(m)}$ is the matter energy momentum for a perfect fluid and $\theta_{\mu\nu}$ an anisotropic source interacting with

$T_{\mu\nu}^{(m)}$. Note that, since the Einstein tensor is divergence free, the total energy momentum tensor $T_{\mu\nu}^{(tot)}$ satisfies $\nabla_{\mu} T^{(tot)\mu\nu} = 0$. (6)

It is important to point out that, as this equation is fulfilled and given that for a perfect fluid we also have $\nabla_{\mu} T^{(m)\mu\nu} = 0$, then the following condition necessarily must be satisfied

$$\nabla_{\mu} \theta^{\mu\nu} = 0. \quad (7)$$

In this sense, there is no exchange of energy-momentum tensor between the perfect fluid and the anisotropic source and henceforth interaction is purely gravitational.

In what follows, we shall consider a static, spherically symmetric space-time with line element parameterized as

$$ds^2 = e^{\nu} dt^2 - e^{\lambda} dr^2 - r^2 d\Omega^2, \quad (8)$$

where ν and λ are functions of the radial coordinate r only. Now, considering Eq. (8) as a solution of the Einstein equations, we obtain

$$\kappa^2 \tilde{\rho} = \frac{1}{r^2} + e^{-\lambda} \left(\frac{\lambda'}{r} - \frac{1}{r^2} \right), \quad (9)$$

$$\kappa^2 \tilde{p}_r = -\frac{1}{r^2} + e^{-\lambda} \left(\frac{\nu'}{r} + \frac{1}{r^2} \right), \quad (10)$$

$$\kappa^2 \tilde{p}_{\perp} = \frac{e^{-\lambda}}{4} \left(\nu'^2 - \nu'\lambda' + 2\nu'' + 2\frac{\nu' - \lambda'}{r} \right), \quad (11)$$

where the primes denote derivation with respect to the radial coordinate and we have defined

$$\tilde{\rho} = \rho + \alpha\theta_0^0, \quad (12)$$

$$\tilde{p}_r = p - \alpha\theta_1^1, \quad (13)$$

$$\tilde{p}_{\perp} = p - \alpha\theta_2^2. \quad (14)$$

Note that, at this point, the decomposition (5) seems as a simple separation of the constituents of the matter sector. Even more, given the non-linearity of Einstein's equations, such a decomposition does not lead to a decoupling of two set of equations, one for each source involved. However, contrary to the broadly belief, the decoupling is possible in the context of MGD. The method consists in to introduce a geometric deformation in the the metric functions given by

$$\nu = \xi + \alpha g, \quad (15)$$

$$e^{-\lambda} = \mu + \alpha f, \quad (16)$$

where $\{g, f\}$ are the so-called decoupling functions and α is a free parameter that “controls” the deformation. It is worth mentioning that although a general treatment considering deformation in both components of the metric is possible (see Ref. [55]), in this work we shall concentrate in the particular case $g = 0$ and $f \neq 0$.

Doing so, we obtain two sets of differential equations: one describing an isotropic system sourced by the conserved energy–momentum tensor of a perfect fluid $T_{\mu\nu}^{(m)}$ and the other set corresponding to quasi–Einstein field equations sourced by $\theta_{\mu\nu}$. More precisely, we obtain

$$\kappa^2 \rho = \frac{1 - r\mu' - \mu}{r^2}, \quad (17)$$

$$\kappa^2 p = \frac{r\mu\nu' + \mu - 1}{r^2}, \quad (18)$$

$$\kappa^2 p = \frac{\mu'(r\nu' + 2) + \mu(2r\nu'' + r\nu'^2 + 2\nu')}{4r}, \quad (19)$$

with

$$\nabla_\mu T^{(m)\mu\nu} = p' - \frac{\nu'}{2}(\rho + p) = 0, \quad (20)$$

for the perfect fluid and

$$\kappa^2 \theta_0^0 = -\frac{rf' + f}{r^2}, \quad (21)$$

$$\kappa^2 \theta_1^1 = -\frac{rf\nu' + f}{r^2}, \quad (22)$$

$$\kappa^2 \theta_2^2 = -\frac{f'(r\nu' + 2) + f(2r\nu'' + r\nu'^2 + 2\nu')}{4r}, \quad (23)$$

for the source $\theta_{\mu\nu}$ that, whenever $\theta_1^1 \neq \theta_2^2$, induce local anisotropy in the system as can be seen in Eqs. (13) and (14). It is worth noticing that the conservation equation $\nabla_\mu \theta_\nu^\mu = 0$ leads to

$$(\theta_1^1)' - \frac{\nu'}{2}(\theta_0^0 - \theta_1^1) - \frac{2}{r}(\theta_2^2 - \theta_1^1) = 0. \quad (24)$$

which is a linear combination of Eqs. (21), (22) and (23). Note that unlike quasi–Einstein equations, which differ from the Einstein equations, this equation is completely analogous to an anisotropic TOV equation as can be seen in Ref. [7].

Now, given metric functions $\{\nu, \mu\}$ sourced by a perfect fluid $\{\rho, p\}$ that solve Eqs. (17), (18) and (19), the deformation function f can be found from Eqs. (21), (22) and (23) after choosing suitable conditions on the anisotropic source $\theta_{\mu\nu}$. It is worth mentioning that the case we are dealing with demands for an exterior Schwarzschild solution. In this case, the matching condition leads to the extra information required to completely solve the system.

Defining $\mu(r) = 1 - \frac{2m(r)}{r}$ in (16), the interior solution parameterized with (8) reads

$$ds^2 = e^\nu dt^2 - \left(1 - \frac{2m(r)}{r} + \alpha f\right)^{-1} dr^2 - r^2 d\Omega^2. \quad (25)$$

Now, outside of the distribution the space–time is that of Schwarzschild, given by

$$ds^2 = \left(1 - \frac{2M}{r}\right) dt^2 - \left(1 - \frac{2M}{r}\right)^{-1} dr^2 - r^2 d\Omega^2. \quad (26)$$

In order to match smoothly the two metrics above on the boundary surface Σ , we must require the continuity of the first and the second fundamental form across that surface. Then it follows

$$e^{\nu_\Sigma} = 1 - \frac{2M}{r_\Sigma}, \quad (27)$$

$$e^{-\lambda_\Sigma} = 1 - \frac{2M}{r_\Sigma}, \quad (28)$$

$$\tilde{p}_{r_\Sigma} = 0. \quad (29)$$

Note that, the condition on the radial pressure leads to

$$p(r_\Sigma) - \alpha \theta_1^1(r_\Sigma) = 0. \quad (30)$$

Regardingly, if the original perfect fluid match smoothly with the Schwarzschild solution, i.e. $p(r_\Sigma) = 0$, Eq. (30) can be satisfied by demanding $\theta_1^1 \sim p$. Of course, the simpler way to satisfy the requirement on the radial pressure is assuming the so–called mimic constraint [35] for the pressure, namely

$$\theta_1^1 = p, \quad (31)$$

in the interior of the star. Remarkably, this condition leads to an algebraic equation for f such that, in principle, any isotropic solution can be extended with this constraint. Another possibility is to use the mimic constraint for the density which leads to a differential equation for f which can be solved in some situations (see for example [39]). However, as far as we know, no physical requirements on the decoupler sector have been imposed up to now. More precisely, the anisotropic solution is obtained using information of the isotropic sector. In this respect, in this work we find an anisotropic solution assuming a regularity condition in the decoupler sector. To be more precise, we impose the Bowers–Liang constraint, given by Eq. (2) and the Cosenza–Herrera–Esculpi–Witten anisotropy defined in Eq. (3). In this sense, we propose the following condition on the decoupler sector reads,

$$\theta_2^2 - \theta_1^1 = C f(\theta_1^1, r)(-\theta_0^0 + \theta_1^1)r^n, \quad (32)$$

with $f(\theta_1^1, r)r^{n-1} = \nu'/2$ and C , as usual, is a constant that gauge the anisotropy strength. This ansatz is inspired by the relation between the components of the anisotropic energy–momentum tensor $\theta^{\mu\nu}$ and the effective quantities given by Eqs. (12), (13) and (14). Note that the function f in Eq. (32) is not the deformation function that appears in Eq. (16). It is clear that the replacement of (21), (22) and (23) in (32), leads to a differential equation for the deformation function, f , where the only required information is the metric function ν , which in the context of MGD is common for the three sectors involved.

This work is organized as follows. In the next section we study the regularity condition on the decoupler sector induced by MGD. In section 3, we study the conditions for physical viability in interior solutions. Finally, the last section is devoted to final remarks.

2 Regularity condition on the decoupler sector

As previously commented, regularity condition on the anisotropy of the system is an obligated requirement in the construction of well posed anisotropic solutions. In the context of MGD the anisotropy is induced by the decoupler sector sourced by $\theta_{\mu\nu}$ which satisfy a conservation equation given by (24). Now, from Eq. (32) and after imposing the Consenza–Herrera–Esculpi–Witten anisotropy we obtain

$$[(2C+1)r\nu' + 2]f' + \left\{ [r(1-2C)\nu' - 2]\nu' + 2r\nu'' - \frac{4}{r} \right\} f = 0, \quad (33)$$

which can be formally solved to obtain

$$f = c_1 e^{\int \frac{u(\nu'((2C-1)u\nu'+2)-2u\nu'')+4}{u((2C+1)u\nu'+2)} du}, \quad (34)$$

where c_1 is a constant of integration. Of course, finding a solution of the above integral will depend on the particular form of the metric function ν .

As a particular case of application we shall consider the Tolman IV solution given by

$$e^\nu = B^2 \left(1 + \frac{r^2}{A^2} \right), \quad (35)$$

$$\mu = \frac{\left(1 + \frac{r^2}{A^2} \right) \left(1 - \frac{r^2}{d^2} \right)}{1 + \frac{2r^2}{A^2}}, \quad (36)$$

where A , B and d are constants. Next, replacing (35) in (34) we obtain

$$f = \frac{c_1 r^2 (A^2 + r^2)}{A^2 + 2(C+1)r^2}, \quad (37)$$

which determines the decoupler sector completely and ensure the regularity of the anisotropy $\theta_2^2 - \theta_1^1$. To complete the MGD program, the rest of the section is devoted to obtain the total like–Tolman IV anisotropic solution. From Eq. (16), the g^{rr} component of the metric reads

$$e^{-\lambda} = (A^2 + r^2) \left[\frac{\alpha c_1 r^2}{A^2 + 2(C+1)r^2} + \frac{d^2 - r^2}{d^2 (A^2 + 2r^2)} \right]. \quad (38)$$

Now, from (9), (10) and (11) we obtain the effective quantities

$$\tilde{\rho} = \frac{r^2 (7A^2 + 2d^2) + 3A^2 (A^2 + d^2) + 6r^4}{8\pi d^2 (A^2 + 2r^2)^2} - \frac{\alpha c_1 [3A^4 + A^2(2C+7)r^2 + 6(C+1)r^4]}{8\pi [A^2 + 2(C+1)r^2]^2}, \quad (39)$$

$$\tilde{p}_r = \frac{d^2 - A^2 - 3r^2}{8\pi d^2 (A^2 + 2r^2)} + \frac{\alpha c_1 (A^2 + 3r^2)}{8\pi [A^2 + 2(C+1)r^2]}, \quad (40)$$

$$\tilde{p}_\perp = \frac{d^2 - A^2 - 3r^2}{8\pi d^2 (A^2 + 2r^2)} + \frac{\alpha c_1 [A^4 + 5A^2 r^2 + 6(C+1)r^4]}{8\pi [A^2 + 2(C+1)r^2]^2}. \quad (41)$$

In order to match the interior solution with the Schwarzschild exterior solution, we proceed to impose the continuity of the first and the second fundamental (see Eqs. (27), (28) and (29)) from where

$$d^2 = \frac{(A^2 + 3R^2)(A^2 + 2(C+1)R^2)}{[A^2 + \alpha c_1 (A^4 + 5A^2 R^2 + 6R^4) + 2(C+1)R^2]}, \quad (42)$$

$$B^2 = \frac{R - 2M}{R + \frac{R^3}{A^2}}, \quad (43)$$

$$A^2 = \frac{R^2(R - 3M)}{M}. \quad (44)$$

In this sense, the solution is parameterized by the mass M , the radius R , the parameter of anisotropy strength C , the MGD parameter α , and the constant of integration c_1 . We would like to point out that, unlike what usually occurs, in our solution we have not made use of any mimic constraint condition. To be more precise, we can see that imposing a physical condition on the decoupling sector (in this case to give the anisotropy factor) allows us to avoid the use of the condition.

It is worth mentioning that, although in our previous discussion, the physical condition was introduced on the decoupling sector at the level of quasi-Einstein equations, it could be also be introduced at the level of the conservation equation for the decoupling sector (24). This may open up new ways of approaching problems in MGD formalism.

In the next section we shall study the acceptability conditions for the like–Tolman IV anisotropic solution obtained here.

3 Conditions for physical viability of interior solutions

The study of acceptability conditions of interior solutions is important because, as it is well known, in addition to solving Einstein's equations, we have to demonstrate that they are adequate to describe a real physical

system. In this section we explore some of the conditions used for this purpose. To this end, we perform the physical analysis of the properties of the star solution by fixing the free parameters of the solution and providing plots. More precisely, in order to obtain a useful model for a compact anisotropic star we specify the mass M and the radius R of the star and impose some suitable conditions that the model should satisfy. The following conditions have been typically recognized as decisive for anisotropic fluid spheres.

3.1 Matter sector

A requirement on the matter sector to ensure acceptable interior solutions is that the density and pressures should be positive quantities. Besides, it is also demanded that the density and pressures reach a maximum at the center and decrease monotonously toward the surface so that $\tilde{p}_\perp \geq \tilde{p}_r$. In figures 1, 2 and 3 we show the behaviour of $\tilde{\rho}$, \tilde{p}_r and \tilde{p}_\perp respectively.

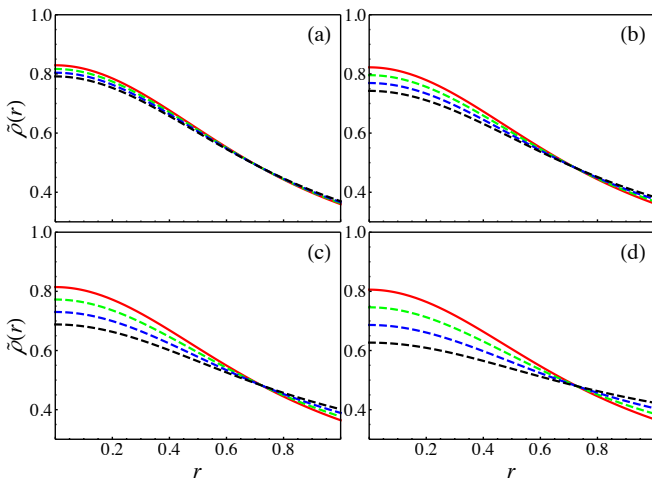


Fig. 1 Energy density $\tilde{\rho}$ for $M = 0.2$, $R = 1$, $c_1 = 0.5$ and a) $C = -0.1$, b) $C = -0.2$, c) $C = -0.3$, d) $C = -0.4$. $\alpha = 0.1$ (red line), $\alpha = 0.3$, (green line), $\alpha = 0.5$ (blue line), $\alpha = 0.7$ (black line)

It is worth noticing that the anisotropy factor C has an appreciable effect on the plots in the sense that the separation of each graphic parametrized with α increases as C decreases. To be more precise, in all the cases the the profiles in panel a) are almost indistinguishable in contrast to panel c) where the behaviour for different α is appreciable different.

To study the extra condition $\tilde{p}_\perp > \tilde{p}_r$, in fig. 4 it is shown the anisotropy $\Delta = \tilde{p}_\perp - \tilde{p}_r$. Note that the

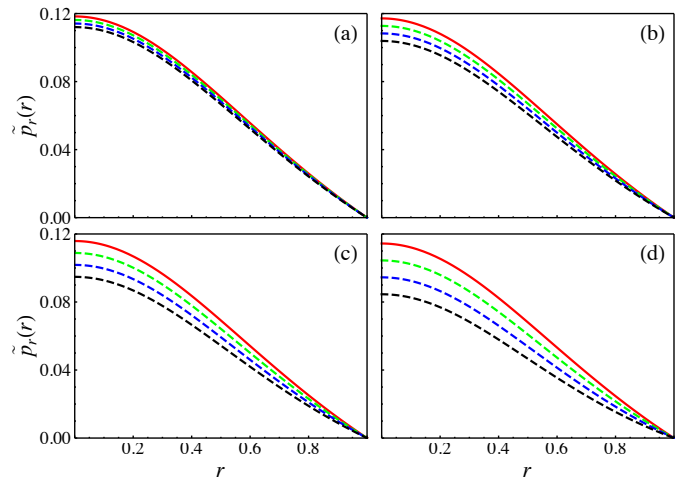


Fig. 2 Effective radial pressure \tilde{p}_r for $M = 0.2$, $R = 1$, $c_1 = 0.5$ and a) $C = -0.1$, b) $C = -0.2$, c) $C = -0.3$, d) $C = -0.4$. $\alpha = 0.1$ (red line), $\alpha = 0.3$, (green line), $\alpha = 0.5$ (blue line), $\alpha = 0.7$ (black line).

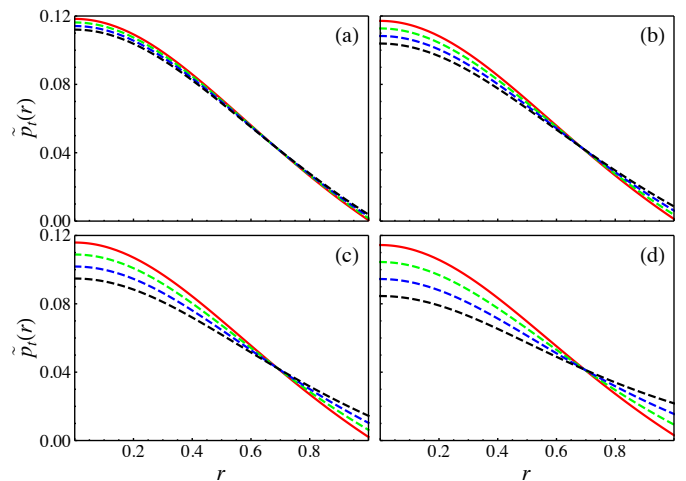


Fig. 3 Effective tangential pressure \tilde{p}_t for $M = 0.2$, $R = 1$, $c_1 = 0.5$ and a) $C = -0.1$, b) $C = -0.2$, c) $C = -0.3$, d) $C = -0.4$. $\alpha = 0.1$ (red line), $\alpha = 0.3$, (green line), $\alpha = 0.5$ (blue line), $\alpha = 0.7$ (black line).

anisotropy Δ is a positive and increasing function, as expected.

3.2 Energy conditions

Another physical requirement we demand for interior solutions involve the energy conditions. As it is well known, an acceptable interior stellar should satisfy the the dominant energy condition (DEC), which implies that the speed of energy flow of matter is less than the

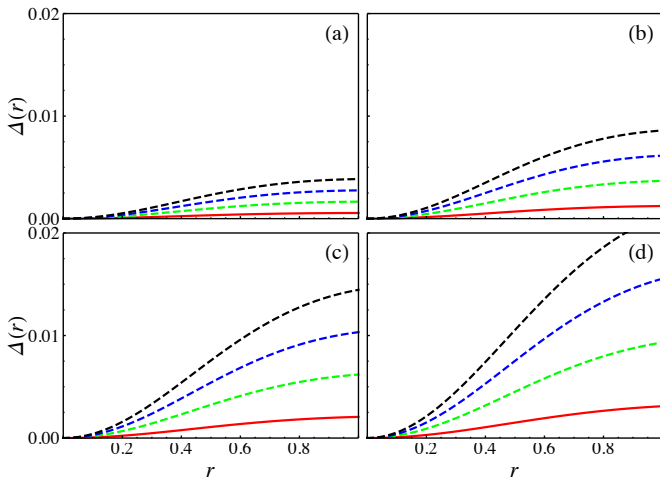


Fig. 4 Anisotropy $\Delta = \tilde{p}_t - \tilde{p}_r$ for $M = 0.2$, $R = 1$, $c_1 = 0.5$ and a) $C = -0.1$, b) $C = -0.2$, c) $C = -0.3$, d) $C = -0.4$. $\alpha = 0.1$ (red line), $\alpha = 0.3$, (green line), $\alpha = 0.5$ (blue line), $\alpha = 0.7$ (black line).

speed of light for any observer. This condition reads

$$\tilde{\rho} - \tilde{p}_r \geq 0, \quad (45)$$

$$\tilde{\rho} - \tilde{p}_\perp \geq 0. \quad (46)$$

In figure 5, it is shown that DEC is fulfilled by all the parameters considered here.

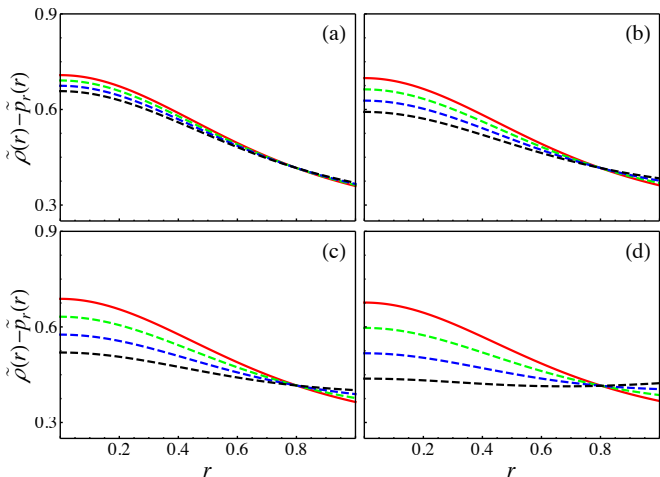


Fig. 5 DEC for $M = 0.2$, $R = 1$, $c_1 = 0.5$ and a) $C = -0.1$, b) $C = -0.2$, c) $C = -0.3$, d) $C = -0.4$. $\alpha = 0.1$ (red line), $\alpha = 0.3$, (green line), $\alpha = 0.5$ (blue line), $\alpha = 0.7$ (black line).

A stronger condition is that the solution satisfies the strong energy condition (SEC) also, namely

$$\tilde{\rho} + \sum_i \tilde{p}_i \geq 0, \quad (47)$$

As can be seen in fig. 6, the SEC is satisfied in the cases under consideration.

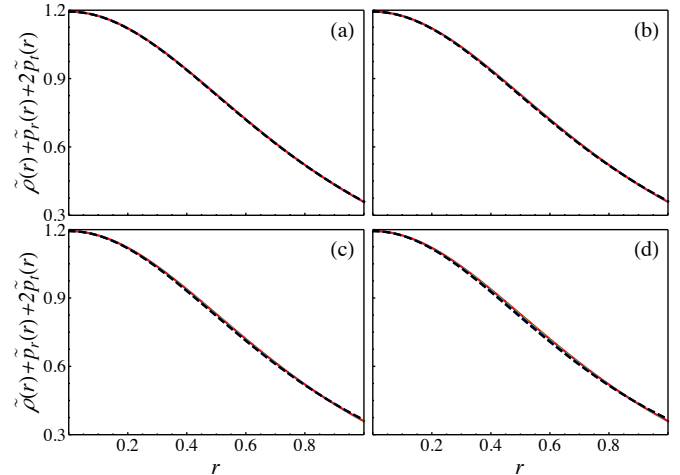


Fig. 6 SEC for $M = 0.2$, $R = 1$, $c_1 = 0.5$ and a) $C = -0.1$, b) $C = -0.2$, c) $C = -0.3$, d) $C = -0.4$. $\alpha = 0.1$ (red line), $\alpha = 0.3$, (green line), $\alpha = 0.5$ (blue line), $\alpha = 0.7$ (black line).

3.3 Causality

Causality is important to avoid superluminal motion. In other words, the causality condition demands that either the radial and tangential sound velocities, $v_r = d\tilde{p}_r/d\tilde{\rho}$ and $v_t = d\tilde{p}_\perp/d\tilde{\rho}$ respectively, are less than the speed of light. Given the behaviour of the radial and the traverse velocities illustrated in figures 7 and 8, we conclude that our model satisfy the causality condition requirement.

3.4 Adiabatic index

The adiabatic index, γ , serves as a criterion of stability of the interior solution. It can be shown that for anisotropic fluids the adiabatic index takes the form

$$\gamma = \frac{\tilde{\rho} + \tilde{p}_r}{\tilde{p}_r} \frac{d\tilde{p}_r}{d\tilde{\rho}}, \quad (48)$$

It is said that an interior configuration is stable whenever $\gamma \geq 4/3$. In figure 9 we show the adiabatic index for different values of the free parameters involved. It is clear that the solution is stable regarding the adiabatic index criterion.

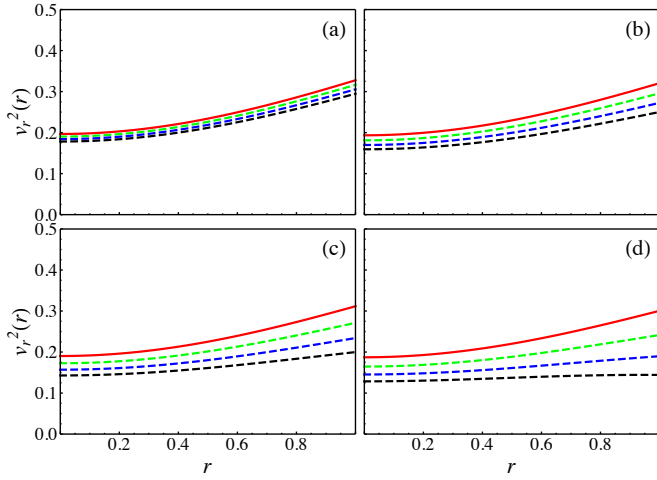


Fig. 7 Radial velocity v_r^2 for $M = 0.2$, $R = 1$, $c_1 = 0.5$ and a) $C = -0.1$, b) $C = -0.2$, c) $C = -0.3$, d) $C = -0.4$. $\alpha = 0.1$ (red line), $\alpha = 0.3$, (green line), $\alpha = 0.5$ (blue line), $\alpha = 0.7$ (black line).

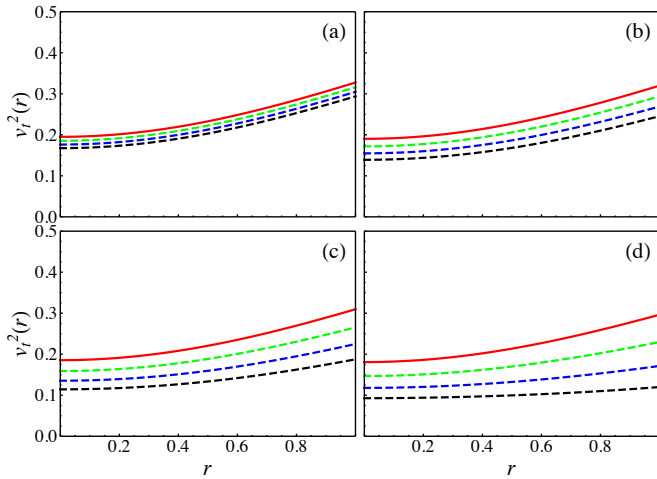


Fig. 8 Tangential velocity v_t^2 for $M = 0.2$, $R = 1$, $c_1 = 0.5$ and a) $C = -0.1$, b) $C = -0.2$, c) $C = -0.3$, d) $C = -0.4$. $\alpha = 0.1$ (red line), $\alpha = 0.3$, (green line), $\alpha = 0.5$ (blue line), $\alpha = 0.7$ (black line).

3.5 Stability against gravitational cracking

The appearance of non-vanishing total radial force with different signs in different regions of the fluid is a sign of instability. When this radial force, running from the center to the outside of the star, shifts from pointing to the center to pointing outward, the phenomenon has been called gravitational cracking [76]. In reference [77] it is stated that a simple requirement to avoid gravita-

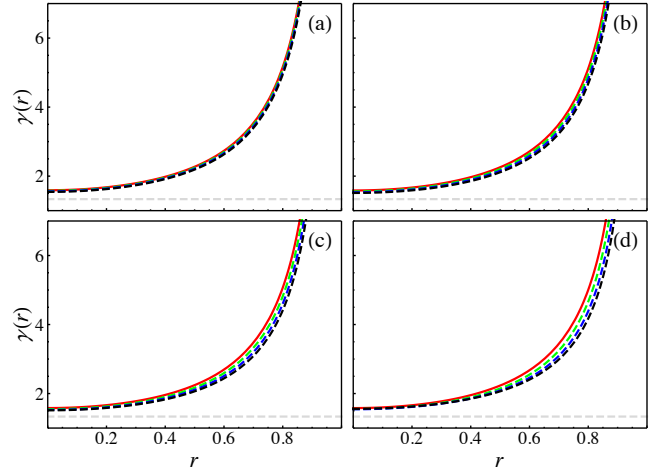


Fig. 9 Adiabatic index γ for $M = 0.2$, $R = 1$, $c_1 = 0.5$ and a) $C = -0.1$, b) $C = -0.2$, c) $C = -0.3$, d) $C = -0.4$. $\alpha = 0.1$ (red line), $\alpha = 0.3$, (green line), $\alpha = 0.5$ (blue line), $\alpha = 0.7$ (black line).

tional cracking is

$$-1 \leq \frac{d\tilde{p}_\perp}{d\tilde{\rho}} - \frac{d\tilde{p}_r}{d\tilde{\rho}} \leq 0. \quad (49)$$

In figure 10 we show that in all the cases considered the solution is stable against gravitational cracking.

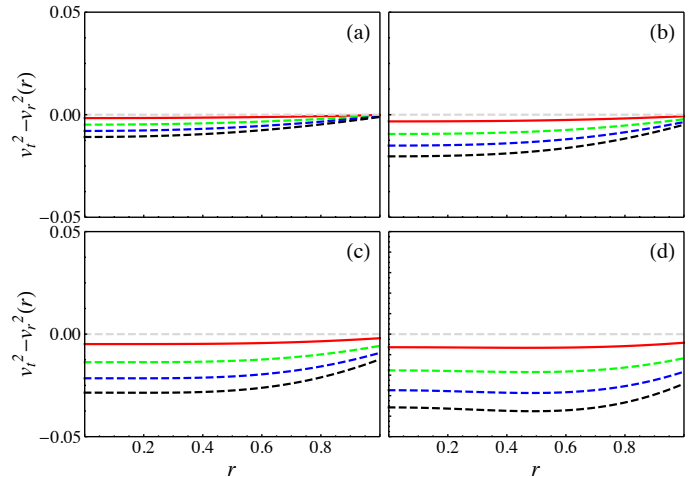


Fig. 10 Anti-cracking condition for $M = 0.2$, $R = 1$, $c_1 = 0.5$ and a) $C = -0.1$, b) $C = -0.2$, c) $C = -0.3$, d) $C = -0.4$. $\alpha = 0.1$ (red line), $\alpha = 0.3$, (green line), $\alpha = 0.5$ (blue line), $\alpha = 0.7$ (black line).

4 Final remarks

The minimal geometric deformation method has proven to be a simple and powerful tool for obtaining solutions of Einstein's field equations. The model studied in this article describing anisotropic fluid spheres meets all the requirements to be an acceptable solution both from a physical and mathematical perspective.

In this work we established a connection between standard approaches to obtain anisotropic stellar solutions and the minimal geometric deformation method. The standard approach usually provides the anisotropy factor Δ , so we incorporate this information in the MGD method and in this way, the use of the mimic constraint condition becomes unnecessary.

Using the analytical Tolman IV perfect fluid solution in the MGD approach we get a new solution that represents the anisotropic extension of Tolman IV solution. This new analytical solution satisfies all the usual criteria of physical acceptability. We have evaluated the physical consistency of our anisotropic star structure by examining the structure of matter sector, energy conditions, causality, the adiabatic index and stability against gravitational cracking. Therefore, this could be used to model actual stellar compact structures, such as neutron stars.

As a continuation of the study presented here, we suggest to explore of anisotropic solutions using the conservation equation obtained from the decoupling sector. This and other aspects will be considered in future works.

References

1. K. Schwarzschild, Sitz. Deut. Akad. Wiss. Berlin Kl. Math. Phys **1916**, 189 (1916).
2. R. Tolman, Physical Review **55**, 354, (1939).
3. M. Delgaty and K. Lake, Comput. Phys. Commun. **115**, 395 (1998).
4. B. V. Ivanov, Eur. Phys. J. C **77**, 738 (2017).
5. G. Lemaitre, Ann. Soc. Sci. Bruxelles, Ser. **153**, 51 (1933).
6. R. Bowers and E. Liang, Astrophys. J. **188**, 657 (1974).
7. Cosenza, M., Herrera, L., Esculpi, M., Witten, L, Journal of Mathematical Physics, **22**, 118 (1981)
8. Cosenza, M., Herrera, L., Esculpi, M., Witten, L, Phys. Rev. D **25**, 2527 (1982)
9. L. Herrera, Phys.Lett. A165, 206 1992.
10. H. Bondi, Mon. Not. R. Astron. Soc. **262**, 1088 (1993).
11. W. Barreto, Astrophys. Space Sci. **201**, 191 (1993).
12. J. Martínez, D. Pavón, and L. Núñez, Mon. Not. R. Astron. Soc. **271**, 463 (1994).
13. L. Herrera and N.O. Santos, Phys. Rep. **286**, 53 (1997).
14. L. Herrera, A. Di Prisco, J. Hernández-Pastora and N.O. Santos, Phys. Lett. A **237**, 113 (1998).
15. H. Bondi, Mon. Not. R. Astron. Soc. **302**, 337 (1999).
16. H. Hernández, L. Núñez, and U.Percoco, Class. Quantum Grav. **16**, 897 (1999).
17. L. Herrera, A. Di Prisco, J.Ospino, and E. Fuenmayor, J. Math. Phys. **42**, 2129 (2001).
18. A. Pérez Martínez, H.P. Rojas, and H.M. Cuesta, Eur. Phys. J. C **29**, 111 (2003).
19. L. Herrera, J. Ospino and A. Di Prisco, Phys. Rev. D **77**, 027502 (2008).
20. H. Hernández, L. Núñez, A. Vázquez, Eur. Phys. J. C **78**, 883 (2018)
21. E. Contreras, E. Fuenmayor and P. Bargueño, arXiv: 1905.05378.
22. J. Ovalle. Mod. Phys. Lett. A **23**, 3247 (2008).
23. J. Ovalle. Int. J. Mod. Phys. D **18**, 837 (2009).
24. J. Ovalle. Mod. Phys. Lett. A **25**, 3323 (2010).
25. R. Casadio, J. Ovalle. Phys. Lett. B **715**, 251 (2012).
26. J. Ovalle, F. Linares. Phys. Rev. D **88**, 104026 (2013).
27. J. Ovalle, F. Linares, A. Pasqua, A. Sotomayor. Class. Quantum Grav. **30**,175019 (2013).
28. R Casadio, J Ovalle, R da Rocha, Class. Quantum Grav. **31**, 045015 (2014).
29. R. Casadio, J. Ovalle. Class. Quantum Grav. **32**, 215020 (2015).
30. J. Ovalle, L.A. Gergely, R. Casadio. Class. Quantum Grav. **32**, 045015 (2015).
31. R. Casadio, J. Ovalle, R. da Rocha. EPL **110**, 40003 (2015).
32. J. Ovalle. Int. J. Mod. Phys. Conf. Ser. **41**, 1660132 (2016).
33. R. T. Cavalcanti, A. Goncalves da Silva, R. da Rocha. Class. Quantum Grav. **33**, 215007(2016).
34. R. Casadio, R. da Rocha. Phys. Lett. B **763**, 434 (2016).
35. J. Ovalle. Phys. Rev. D **95**, 104019 (2017).
36. R. da Rocha. Phys. Rev. D **95**, 124017 (2017).
37. R. da Rocha. Eur. Phys. J. C **77**, 355 (2017).
38. R. Casadio, P. Nicolini, R. da Rocha. Class. Quantum Grav. **35**, 185001 (2018).
39. J. Ovalle, R. Casadio, R. da Rocha, A. Sotomayor. Eur. Phys. J. C **78**, 122 (2018).
40. J. Ovalle, R. Casadio, R. da Rocha, A. Sotomayor and Z. Stuchlik, EPL **124**, 20004 (2018).
41. M. Estrada, F. Tello-Ortiz. Eur. Phys. J. Plus **133**, 453 (2018) .
42. J. Ovalle, R. Casadio, R. da Rocha, A. Sotomayor, Z. Stuchlik, Eur. Phys. J. C **78**, 960 (2018).
43. C. Las Heras, P. Leon. Fortschr. Phys. **66**, 1800036 (2018).
44. L. Gabbanelli, A. Rincón, C. Rubio. Eur. Phys. J. C **78** 370 (2018).
45. M. Sharif, S. Sadiq, Eur. Phys. J. C **78**, 410 (2018).
46. M. Sharif, S. Saba, Eur. Phys. J. C **78**, 921(2018).
47. M. Sharif, S. Sadiq, Eur. Phys. J. Plus **133**, 245 (2018) .
48. A. Fernandes-Silva, A. J. Ferreira-Martins, R. da Rocha. Eur. Phys. J. C **78**, 631 (2018).
49. A. Fernandes-Silva, R. da Rocha. Eur. Phys.J. C **78**, 271 (2018) .
50. E. Contreras and P. Bargueño. Eur. Phys. J. C **78**, 558 (2018).
51. E. Morales, F. Tello-Ortiz, Eur. Phys. J. C**78**, 841 (2018).
52. E. Morales, F. Tello-Ortiz, Eur. Phys. J. C **78**, 618 (2018).
53. E. Contreras, Eur. Phys. J. C **78**, 678 (2018).
54. G. Panotopoulos, Á. Rincón, Eur. Phys. J. C **78**, 851 (2018)
55. J. Ovalle, Phys. Lett. B **788**, 213 (2019).
56. E. Contreras and P. Bargueño, Eur. Phys. J. C **78**, 985 (2018).
57. M. Estrada, R. Prado, Eur. Phys. J. Plus **134**, 168 (2019).
58. E. Contreras, Class. Quantum Grav **36**, 095004 (2019).

-
59. E. Contreras, Á. Rincón and P. Bargueño, *Eur. Phys. J. C* **79**, 216 (2019).
 60. S. Maurya, F. Tello, *Eur. Phys. J. C* **79**, 85 (2019).
 61. E. Contreras and P. Bargueño, *Class. Quant. Grav.* **36**, no. 21, 215009 (2019).
 62. S. Maurya, and F. Tello-Ortiz, arXiv:1905.13519.
 63. C. Las Heras, P. León, *Eur. Phys. J. C* **79**, no. 12, 990 (2019).
 64. M. Estrada, *Eur. Phys. J. C* **79**, no. 11, 918 (2019).
 65. L. Gabbanelli, J. Ovalle, A. Sotomayor, Z. Stuchlik, R. Casadio, *Eur. Phys. J. C* **79**, 486 (2019).
 66. J. Ovalle, C. Posada, Z. Stuchlik, *Class. Quant. Grav.* **36**, no. 20, 205010 (2019).
 67. S. Hensh and Z. Stuchlík, *Eur. Phys. J. C* **79**, no. 10, 834 (2019).
 68. V. Torres and E. Contreras, *Eur. Phys. J. C*, *Eur. Phys. J. C* **70**, 829 (2019).
 69. F. Linares and E. Contreras, arXiv:1907.04892.
 70. P. Leon and A. Sotomayor, arXiv:1907.11763.
 71. S. Maurya, and F. Tello-Ortiz, arXiv:1907.13456.
 72. S. Maurya, and F. Tello-Ortiz, *Physics of the Dark Universe*, 27, 100442 (2020).
 73. J. Ovalle and R. Casadio, *Beyond Einstein Gravity. The Minimal Geometric Deformation Approach in the Brane-World*, Springer International Publishing (2020). DOI:10.1007/978-3-030-39493-6
 74. G. Estevez-Delgado, J. Estevez-Delgado, N. Montelongo and M. Pineda, *Can. J. Phys.* **97**, no. 9, 988 (2019)
 75. Ch.C. Moustakidis, *Gen. Rel. and Grav.* **49**, 68 (2017).
 76. L. Herrera, *Phys. Lett. A* **165**, 206 (1992).
 77. H. Abreu, H. Hernández and L. Nuñez, *Class. Quantum Grav* **24**, 4631 (2007).