

Optimal networks measured by global mean first return time

Junhao Peng^{1,2}, Renxiang Shao^{1,2}, Huoyun Wang^{1,2}

1.School of Math and Information Science, Guangzhou University, Guangzhou 510006, China.

2.Guangdong Provincial Key Laboratory co-sponsored by province and city of Information Security Technology, Guangzhou University, Guangzhou 510006, China.

E-mail: pengjh@gzhu.edu.cn

Abstract. Random walks have wide application in real lives, ranging from target search, reaction kinetics, polymer chains, to the forecast of the arrive time of extreme events, diseases or opinions. In this paper, we consider discrete random walks on general connected networks and focus on the analysis of the global mean first return time (GMFRT), which is defined as the mean first return time averaged over all the possible starting positions (vertices), aiming at finding the structures who have the maximal (or the minimal) GMFRT among all connected graphs with the same number of vertices and edges. Our results show that, among all trees with the same number of vertices, trees with linear structure are the structures with the minimal GMFRT and stars are the structures with the maximal GMFRT. We also find that, among all connected graphs with the same number of vertices, the graphs whose vertices have the same degree, are the structures with the minimal GMFRT; and the graphs whose vertex degrees have the biggest difference, are the structures with the maximal GMFRT. We also present the methods for constructing the graphs with the maximal GMFRT (or the minimal GMFRT), among all connected graphs with the same number of vertices and edges.

05.40.Fb Random walks and Levy flights 05.60.Cd Classical transport

1. Introduction

Random walks are popular models with wide applications [1, 2], which include target search [3–5], reaction kinetics [6–8], descriptions of financial markets [9, 10] and polymer chains [11–13]. Random walks can also be used to model epidemic or opinion spreading [14–17], help predict the arrival time of diseases (or opinion) spreading on networks [18] and estimate the occurrence (or recurrence) of extreme events on the networks [19–22], and etc. Classical dynamic models show that scale-free social networks are prone to the spreading of rumours [23, 24]. When random-walking agents are introduced into the networks, the spreading of rumours shows different characters [15, 16]. In conclusion, the study of random walks is of great importance.

One of the most attracting quantities relevant to random walks is the first passage time, which reflects how long it takes a walker to walk from a site to the target site [25]. Results show that the structures of the networks have great effect on first passage time [26–32]. Another important quantity is the first return time [33–39], which is the time it takes a random walker to return to the starting site for the first time. How fast does social opinion reach back to the sender [24, 40, 41]? How long does it take two walkers, starting from the same site, to meet again? How long is the time interval between two successive extreme events (e.g. floods, droughts, violence) in social lives [20–22]? All these questions can be replied and explained by the first return time (FRT) for random walk on the corresponding graphs. Note that the FRT is a random variable, one can analyze the probability distribution of the FRT [39, 42–45]. One can also analyze the moments of the FRT [46–48]. Fortunately, the mean of the FRT (MFRT) can be exactly evaluated by using the Kac lemma [49], and for classical discrete random walks on finite connected graphs $G = (V, E)$ ($V = \{v_1, v_2, \dots, v_n\}$), the MFRT for random walker starting from vertex v_i ($i = 1, 2, \dots, n$) satisfies (e.g., see [50, 51])

$$\mu_i = \frac{1}{\pi_i} = \frac{2m}{d_i}, \quad (1)$$

where $\pi_i = \frac{d_i}{\sum_{v_j \in V} d_j}$, d_i is the degree of vertex v_i and $m = |E|$ is the total number of edges of graph G .

In order to disclose the whole character of the MFRT for the whole graph, one can further analyze the global MFRT (GMFRT), which is defined as

$$\bar{\mu} = \frac{1}{n} \sum_{i=1}^n \mu_i = \frac{1}{n} \sum_{i=1}^n \frac{1}{\pi_i}. \quad (2)$$

Given the same numbers of vertices and edges, which structures have the minimal GMFRT and which structures have the maximal GMFRT? The answers for these questions would be helpful for the design and optimization of networks. The MFRT has close connection with the moments of first passage time [46, 48], and the first passage time is useful indicator for transport efficiency of networks. The results obtained in this paper would be helpful for understanding the transport properties of the networks.

In this paper, we study discrete random walks on general connected networks aiming at finding the structures with the maximal GMFRT and the structures with the minimal

GMFRT among all connected networks with the same numbers of vertices and edges. Firstly, we consider the case while the connected networks are trees and then we analyze the GMFRT for general connected networks. For both cases, we find the structures with the maximal GMFRT (or the minimal GMFRT). Our results show that, among all trees with the same number of vertices, trees with linear structure are the structures with the minimal GMFRT and stars are the structures with the maximal GMFRT. We also find that, among all connected graphs with the same number of vertices, the graphs whose vertices have the same degree, are the structures with the minimal GMFRT; and the graphs whose vertex degrees have the biggest difference, are the structures with the maximal GMFRT. The methods for constructing the graphs with the maximal GMFRT (or the minimal GMFRT) are also presented in this paper.

2. The optimal trees among all trees with the same number of vertices

Let $G = (V, E)$ be a tree with n vertices. It is a connected graphs with no cycle. The total number of edges of G is $m = n - 1$. Thus, for any vertex v_i ($i = 1, 2, \dots, n$), the MFRT for random walk starting from vertex v_i satisfies

$$\mu_i = \frac{1}{\pi_i} = \frac{2m}{d_i} = \frac{2(n-1)}{d_i}. \quad (3)$$

In this section, we analyze the GMFRT of trees and find the trees with the maximal (or the minimal) GMFRT among all trees with the same number of vertices.

2.1. The trees with the minimal GMFRT

In this section, we find that trees with linear structure have the minimal GMFRT among all trees with the the same number of vertices. Calculating the GMFRT, we obtain the minimal GMFRT for trees with n vertices, shown as

$$\begin{aligned} \bar{\mu}_{min} &= \frac{2(n-1) \times 2 + (n-1) \times (n-2)}{n} \\ &= n + \frac{n-2}{n}. \end{aligned} \quad (4)$$

This result is obtained by using the following argument: for any tree, if there is one vertex whose degree is more than 2, we can reconstruct the tree, and obtain a new tree with less GMFRT. As a consequence, the trees, whose vertex degrees are less than or equal to 2 (i.e., trees with linear structures), have the minimal GMFRT among all trees with the same numbers of vertices. The proof of the argument is as follows.

In fact, for any tree, let k be the total number of leaf-vertices in the tree. If there is a vertex v_0 with degree $d_0 \geq 3$ in this tree, the degrees of other $n - k - 1$ vertices are greater than or equal to 2. Note that the sum of the degrees for all the vertices is $2(n - 1)$. We have, $d_0 + k + 2(n - k - 1) \leq 2(n - 1)$. Therefore $k \geq d_0$. Removing the links between vertex v_0 and its $d_0 - 2$ neighbors such that the degree of v_0 is 2, and connectting the $d_0 - 2$ old neighbors of v_0 to $d_0 - 2$ vertices with degree 1, we obtain a new tree. The reconstruction of the tree is shown as Fig. 1. Let N_1^{old} , N_2^{old} denote the

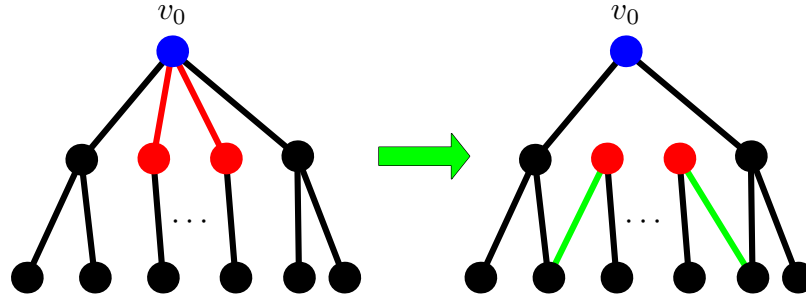


Figure 1. The reconstruction of the tree with a vertex v_0 whose degree $d_0 \geq 3$. For the original tree (i.e., the left-hand side of the figure), removing the links between vertex v_0 and its $d_0 - 2$ neighbors such that the degree of v_0 is 2 and then connecting these neighbors to $d_0 - 2$ leaf-vertices respectively, we obtain a new tree (i.e., the right-hand side of the figure) with less GMFRT.

number of vertices with degree 1 and 2 respectively in the old tree, N_1^{new} , N_2^{new} denote the number of vertices with degree 1 and 2 in the new tree respectively. We have

$$N_1^{old} - N_1^{new} = d_0 - 2, \quad (5)$$

$$N_2^{old} - N_2^{new} = 1 - d_0. \quad (6)$$

Let $\bar{\mu}_{old}$, $\bar{\mu}_{new}$ denote the GMFRT for the two trees respectively. We can obtain from Eqs. (2), (3), (5) and (6) that [52],

$$\begin{aligned} & \bar{\mu}_{old} - \bar{\mu}_{new} \\ &= \frac{1}{n} \left[\frac{2(n-1)}{d_0} + 2(n-1)(d_0-2) - \frac{2(n-1)}{2}(d_0-1) \right] \\ &= \frac{1}{n} \left[\frac{2(n-1)}{d_0} + (n-1)(d_0-3) \right]. \end{aligned} \quad (7)$$

Thus $\bar{\mu}_{old} - \bar{\mu}_{new} > 0$ while $d_0 \geq 3$. That is to say, if there is a vertex whose degree is more than 2, we can reconstruct the tree and obtain a tree with less GMFRT. Therefore the tree with the minimal GMFRT has no vertex with degree more than 2.

2.2. The trees with the maximal GMFRT

In this section, we find that the stars have the maximal GMFRT among all trees with the same numbers of vertices. For any star with n ($n > 2$) vertices, all vertices has degree 1 except for the central vertex whose degree is $n - 1$. Thus we can obtain the maximal GMFRT from Eqs. (2) and (3)

$$\begin{aligned} \bar{\mu}_{max} &= \frac{2(n-1)(n-1) + 2}{n} \\ &= 2n - 4 + \frac{4}{n}. \end{aligned} \quad (8)$$

Now we will prove that the stars have the maximal GMFRT among all trees.

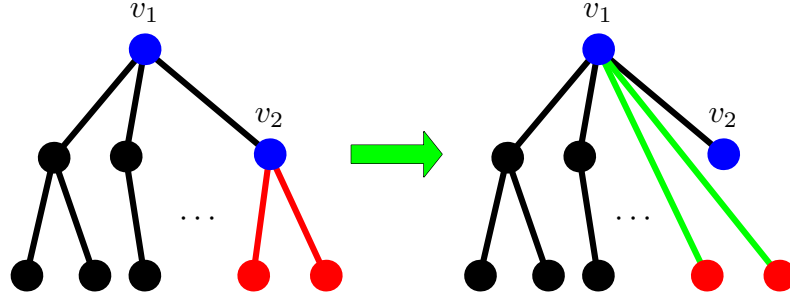


Figure 2. The reconstruction of the tree with at least 2 vertices (i.e., v_1, v_2) whose degrees are greater than or equal to 2. For the original tree (the left side of the figure), removing the links between vertex v_2 and its $d_2 - 1$ neighbors such that the degree of v_2 is 1, connecting these neighbors to vertex v_1 , we obtain a new tree (the right side of the figure) with larger GMFRT.

For any tree, if it is not a star, there are more than 2 vertices with degree greater than or equal to 2. Let v_1, v_2 be the two vertices with the highest degree of the tree and d_1, d_2 denote the degree of the two vertices respectively. Without loss of generality, we assume that $d_1 \geq d_2 \geq 2$.

As shown in Fig. 2, if we remove the links between vertex v_2 and its $d_2 - 1$ neighbors (except for the link between v_2 and v_1 if they are adjacent) and connect these neighbors of v_2 to v_1 , we obtain a new tree. In the new tree, the degree of v_2 is 1, the degree of v_1 is $d_1 + d_2 - 1$, the degrees of other vertices are the same as those of the old tree.

Let $\bar{\mu}_{old}, \bar{\mu}_{new}$ denote the GMFRT for the two trees respectively. We can obtain from Eqs. (2) and (3) that,

$$\begin{aligned} \bar{\mu}_{old} - \bar{\mu}_{new} &= \frac{2(n-1)}{n} \left[\frac{1}{d_1} + \frac{1}{d_2} - \frac{1}{d_1 + d_2 - 1} - 1 \right] \\ &= \frac{2(n-1)}{n} \cdot \frac{(d_1 + d_2)(1 - d_2)(d_1 - 1)}{d_1 d_2 (d_1 + d_2 - 1)}. \end{aligned}$$

Thus $\bar{\mu}_{old} - \bar{\mu}_{new} < 0$ while $d_1 \geq d_2 \geq 2$. That is to say, if there are more than 2 vertices with degree greater than or equal to 2, we can reconstruct a tree with larger GMFRT and the tree with the maximal GMFRT has only one vertex with degree more than 2, This kind of trees are just stars.

3. The optimal networks among all connected networks with the same number of vertices and edges

In this section, we compare the GMFRT among all connected networks with n vertices $\{v_1, v_2, \dots, v_n\}$ and m edges, and then find the structures who have the maximal GMFRT and the structures who have the minimal GMFRT.

3.1. The networks with the minimal GMFRT

In order to find the minimal GMFRT among all connected networks with n vertices, we should solve the following optimization equation

$$\begin{cases} \min & \frac{1}{n} \sum_{i=1}^n \frac{1}{\pi_i} \\ \text{s.t.} & \sum_{i=1}^n \pi_i = 1, \pi_i > 0 (i = 1, 2, \dots, n) \end{cases} \quad (9)$$

Introducing a Lagrange multiplier λ and studying the Lagrange function defined by

$$F(\pi_1, \pi_2, \dots, \pi_n, \lambda) = \frac{1}{n} \sum_{i=1}^n \frac{1}{\pi_i} + \lambda \left(\sum_{i=1}^n \pi_i - 1 \right). \quad (10)$$

Setting the gradient $\nabla_{\pi_1, \pi_2, \dots, \pi_n} F(\pi_1, \pi_2, \dots, \pi_n, \lambda) = 0$ yields the following equations:

$$\begin{cases} \frac{\partial F}{\partial \pi_1} = -\frac{1}{n\pi_1^2} + \lambda = 0 \\ \frac{\partial F}{\partial \pi_2} = -\frac{1}{n\pi_2^2} + \lambda = 0 \\ \dots \\ \frac{\partial F}{\partial \pi_n} = -\frac{1}{n\pi_n^2} + \lambda = 0 \end{cases} \quad (11)$$

which shows that the minimum of Eq.(9) is obtained while $\pi_1 = \pi_2 = \dots = \pi_n$. By using the constraint $\sum_{i=1}^n \pi_i = 1$, we find

$$\pi_i = \frac{1}{n}, \quad i = 1, 2, \dots, n. \quad (12)$$

Substituting π_i from Eq.(12) in Eq.(9), we find the the lower bound of GMFRT is equal to n , which is the number of vertices for the graph. Note that $\pi_i = \frac{d_i}{\sum_{j=1}^n d_j}$ ($i = 1, 2, \dots, n$). Therefore, the minimal GMFRT is obtained while $d_1 = d_2 = \dots = d_n$. That is to say, the networks, whose vertices have the same degree, have the minimal GMFRT among all connected networks with the same number of vertices. For example, both ring with n vertices and n -clique (i.e. a complete graph with n vertices and $\frac{n(n-1)}{2}$ edges) have the minimal GMFRT among all networks with n vertices because all their vertices have the same degree.

Note that we want to find the networks with the minimal GMFRT among all connected networks with n vertices and m edges. For some m , we can construct a network with all the vertices have the same degree. Then it just has the minimal GMFRT among all connected networks with n vertices and m edges. However, there are also some m , for which we can not construct a network with all the vertices have the same degree. For example, if $m = n - 1$, the networks are trees, we can not construct a network with all the vertices have the same degree. For this cases, we can only construct the closest one: almost all nodes have the same degree. Let $k = \frac{2m}{n}$ be the average of the degree for all the vertices. The degrees for vertices of the network with the minimal GMFRT can only be either $\lfloor k \rfloor$ or $\lceil k \rceil$. Here $\lfloor k \rfloor$ is the largest integer which is less than or equal to k and $\lceil k \rceil$ is the smallest integer which is greater than or equal to k . Further more, the number of vertices with degree $\lceil k \rceil$ would be $2m - \lfloor k \rfloor \times n$, and the number of vertices with degree $\lfloor k \rfloor$ would be $n - 2m + \lfloor k \rfloor \times n$.

3.2. The networks with the maximal GMFRT

In this section, we analyze and find the networks who have the maximal GMFRT among all connected graphs with n vertices (i.e., $\{v_1, v_2, \dots, v_n\}$) and m edges. As found in Sec. 3.1, the networks with all the vertices have the same degree are the networks with the minimal GMFRT. On the contrary, the networks with the maximal GMFRT would be the graphs whose vertex degrees have the biggest difference. Here we present the method for constructing the networks with the maximal GMFRT for different cases. It is easy to know that $n - 1 \leq m \leq \frac{n(n-1)}{2}$ [53].

I) For the case while $m = \frac{n(n-1)}{2}$, we can not construct any other graph except for the complete graph with n nodes. The complete graph is just the graph with the maximal GMFRT.

II) For the case while $\frac{n(n-1)}{2} > m > \frac{(n-1)(n-2)}{2} + 1$, we can construct a complete graph with $n - 1$ vertices v_1, v_2, \dots, v_{n-1} firstly, then connect the last vertex v_n with v_1, v_2, \dots, v_k , where $k = m - \frac{(n-1)(n-2)}{2}$ and $2 \leq k \leq n - 2$. We obtain a graph G_o with n vertices and m edges. We can also find that

$$d_i^{G_o} = \begin{cases} n - 1 & i = 1, 2, \dots, k \\ n - 2 & i = k + 1, k + 2, \dots, n - 1 \\ k & i = n \end{cases}, \quad (13)$$

and $d_{min}^{G_o} = d_n^{G_o} = k$, where $d_i^{G_o}$, $d_{min}^{G_o}$ denote the degree of vertex v_i , the minimal degree for vertices of graph G_o respectively.

Further more, we find, for any connected graph G with n vertices and m edges,

$$\bar{\mu}_{G_o} \geq \bar{\mu}_G, \quad (14)$$

where $\bar{\mu}_G$ is the GMFRT for graph G and the proof of Eq. (14) is presented in Appendix A. Therefore G_o is just the graph with the maximal GMFRT for the case while $\frac{n(n-1)}{2} > m > \frac{(n-1)(n-2)}{2} + 1$.

III) For the case while $n - 1 < m \leq \frac{(n-1)(n-2)}{2} + 1$, there is an integer k ($1 \leq k \leq n - 3$) such that $\frac{(n-k-1)(n-k-2)}{2} + k + 1 < m \leq \frac{(n-k)(n-k-1)}{2} + k$. The graph G_o with the maximal GMFRT can be constructed in the following way. Firstly, we construct a complete graph with $n - k - 1$ vertices $v_1, v_2, \dots, v_{n-k-1}$, then connect the vertex v_{n-k} with v_1, v_2, \dots, v_l , where $l = m - \frac{(n-k-1)(n-k-2)}{2} - k \geq 2$, finally, connect the vertex v_1 with $v_{n-k+1}, v_{n-k+2}, \dots, v_n$ respectively. We obtain a graph G_o with n vertices and m edges. The degrees for vertices of graph G_o satisfy

$$d_i^{G_o} = \begin{cases} n - 1 & i = 1 \\ n - k - 1 & i = 2, 3, \dots, l \\ n - k - 2 & i = l + 1, l + 2, \dots, n - k - 1 \\ l & i = n - k \\ 1 & i = n - k + 1, n - k + 2, \dots, n \end{cases}. \quad (15)$$

As proved in Appendix B. for any connected graph G with n vertices and m edges,

$$\bar{\mu}_{G_o} \geq \bar{\mu}_G. \quad (16)$$

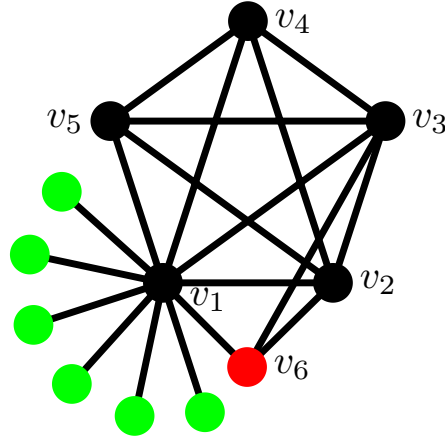


Figure 3. The structure of the graph with the maximal GMFRT for the case while $n = 12$, $m = 19$.

Therefore G_o is just the graph with the maximal GMFRT for the case while $n - 1 < m \leq \frac{(n-1)(n-2)}{2} + 1$. For example, for the case while $n = 12$, $m = 19$, we find that $\frac{(n-k-1)(n-k-2)}{2} + k + 1 < m \leq \frac{(n-k)(n-k-1)}{2} + k$, with $k = 6$. Firstly, we construct a complete graph with $n - k - 1 = 5$ vertices (i.e., v_1, v_2, \dots, v_5), then connect the vertex v_6 with v_1, v_2, v_3 , finally, connect vertex v_3 with $v_{n-k+1}, v_{n-k+2}, \dots, v_n$ respectively. We obtain the graph with the maximal GMFRT, which is shown as Fig. 3.

IV) For the case while $m = n - 1$, the graphs with n vertices and m edges are trees, the graph with the maximal GMFRT are stars. We have discussed this case in Sec. 2.2.

4. Conclusion

We have found the structures with the maximal GMFRT (i.e., the longest first return time) and the structures with the minimal GMFRT (i.e., the shortest first return time) among all trees (and connected networks) with the same numbers of vertices. Our results show that, among all trees with the same number of vertices, trees with linear structure are the structures with the minimal GMFRT and stars are the structures with the maximal GMFRT. We also find that, among all connected graphs with the same number of vertices, the graphs whose vertices have the same degree, are the structures with the minimal GMFRT; and the graphs whose vertex degrees have the biggest difference, are the structures with the minimal GMFRT. We also present the methods for constructing the graphs with the maximal GMFRT (or the minimal GMFRT), among all connected graphs with the same number of vertices and edges. If we use these graphs to mimic the state transition networks of extreme events, the structures with the minimal GMFRT would be the optimal structures where the recurrence time of the extreme events is the longest; the structure with the minimal GMFRT would be the worst structures where the recurrence time of the extreme events is the shortest. The finding of the optimal structures would shed light on the control of extreme events. For example, we can

lengthen the recurrence time of the extreme events by increasing the difference of the vertex degrees for their state transition networks. The MFRT has close connection with the moments of first passage time, and the first passage time is useful indicator for transport efficiency of networks. The results obtained in this paper would be helpful for controlling the transport efficiency of the networks. In a opinion dynamic systems with random walking agents, we can control the fluctuation for the spreading of opinion by adjusting the network random walking agents move. If the difference of the vertex degrees for the network is smaller, the fluctuation for the spreading of opinion would be lower.

Acknowledgments

This work is supported by the National Key R&D Program of China (Grant No. 2018YFB0803604), the National Natural Science Foundation of China (Grant No. 61873069, 61772147).

Appendix A. Proof of Eq. (14)

Note that, in graph G_o , vertices v_1, v_2, \dots, v_{n-1} have been connected with $\frac{(n-1)(n-2)}{2}$ edges and formed a complete graph and $m = \frac{(n-1)(n-2)}{2} + d_n^{G_o}$. We can not obtain any graph G with n vertices, m edges, and $d_n^G < d_n^{G_o}$. Therefore, for any graph G with n vertices and m edges,

$$d_{min}^G \geq d_{min}^{G_o} = m - \frac{(n-1)(n-2)}{2} \geq 2,$$

where d_{min}^G denotes the minimal degree for all nodes of graph G .

For any connected graph G with n vertices and m edges, if $d_{min}^G = d_{min}^{G_o}$, G and G_o are isomorphic. They are both the the graph with the maximal GMFRT. If $d_{min}^G > d_{min}^{G_o}$, we can reconstruct graph G and obtain a graph G' which has the same structure as graph G_o . Without loss of generality, let v_n be the vertex whose degree is d_{min}^G in graph G . Removing links between vertex v_n and its $d_{min}^G - d_{min}^{G_o}$ neighbors, and then connect vertex v_n with other vertices (e.g. $v_{i_1}, v_{i_2}, \dots, v_{i_l}$) whose degrees are less than $n-1$, we obtain a graph G' . It easy to verify that $d_{min}^{G'} = d_{min}^{G_o}$ and the graph G' has the same structure as graph G_o . By comparing degree for nodes of the two graphs G and G' , we find that

$$d_{min}^{G_o} = d_n^{G'} < d_n^G < n-1,$$

and

$$d_{min}^{G_o} < d_{i_j}^G < d_{i_j}^{G'} = n-1, j = 1, 2, \dots, l.$$

For any other vertex v_i of graphs G and G' ,

$$d_i^G = d_i^{G'}.$$

Note that the change for degree of vertices $v_{i_1}, v_{i_2}, \dots, v_{i_l}$ is just the change for vertex v_n . We have

$$d_n^G - d_n^{G'} = \sum_{j=1}^l (d_{i_j}^{G'} - d_{i_j}^G).$$

Therefore

$$\begin{aligned} \bar{\mu}_{G'} - \bar{\mu}_G &= \frac{1}{n} \left[\frac{2m}{d_n^{G'}} - \frac{2m}{d_n^G} + \sum_{j=1}^l \left(\frac{2m}{d_{i_j}^{G'}} - \frac{2m}{d_{i_j}^G} \right) \right] \\ &= \frac{2m}{n} \left[\frac{d_n^G - d_n^{G'}}{d_n^{G'} \times d_n^G} - \sum_{j=1}^l \frac{d_{i_j}^{G'} - d_{i_j}^G}{d_{i_j}^{G'} \times d_{i_j}^G} \right] \\ &> \frac{2m}{n} \left[\frac{d_n^G - d_n^{G'}}{d_n^{G'} \times d_n^G} - \sum_{j=1}^l \frac{d_{i_j}^{G'} - d_{i_j}^G}{d_n^{G'} \times d_n^G} \right] \\ &= 0. \end{aligned} \tag{A.1}$$

Thus Eq. (14) is obtained.

Appendix B. Proof of Eq. (16)

For the case while $n-1 < m \leq \frac{(n-1)(n-2)}{2} + 1$, there is an integer k ($1 \leq k \leq n-3$) such that $\frac{(n-k-1)(n-k-2)}{2} + k + 1 < m \leq \frac{(n-k)(n-k-1)}{2} + k$. As discussed in Sec. 3.2, we can construct a graph G_o , which has k vertices with degree 1, a vertex with degree $l = m - \frac{(n-k-1)(n-k-2)}{2} - k \geq 2$, a vertex with degree $n-1$, and the degrees for other vertices are either $n-k-1$ or $n-k-2$. Here we will show that the graph G_o has the maximal GMFRT among all connected graphs with n vertices and m edges.

For any connected graph G with n vertices and m edges, let v_i ($i = 1, 2, \dots, n$) be its n vertices and d_i^G be the degree of vertex v_i . Without loss of generality, we assume that $d_1^G \geq d_2^G \geq \dots \geq d_n^G$. If $d_i^G = d_{i_0}^{G_o}$ for any ($i = 1, 2, \dots, n$), graph G is isomorphic to G_o , they have the same GMFRT. If there is a vertex v_{i_0} ($i_0 = 1, 2, \dots, n$), such that $d_{i_0}^G \neq d_{i_0}^{G_o}$ and $d_i^G = d_i^{G_o}$ for $i > i_0$, we can adjust the graph G and construct another graph G' which has larger GMFRT than graph G . We will discuss the method for reconstructing the graph for different i_0 .

I) There is a vertex v_{i_0} ($n-k+1 \leq i_0 \leq n$), such that $d_{i_0}^G \neq d_{i_0}^{G_o}$ and $d_i^G = d_i^{G_o}$ for $i > i_0$.

Note that $d_i^{G_o} = 1$ for any $i \in [n-k+1, n]$. We can find that in graph G , the total number of vertices with degree 1 is $n - i_0 - 1 < k$. We remove the links between vertex v_{i_0} and its $d_{i_0}^G - 1$ neighbors such that the degree of v_{i_0} is 1, and for each of the $d_{i_0}^G - 1$ old neighbors of v_{i_0} , we connect it to one of the vertices $\{v_1, v_2, \dots, v_{i_0-1}\}$. We obtain a new connected graph G' with n vertices and m edges. We denote by $v_{i_1}, v_{i_2}, \dots, v_{i_p}$ ($p \leq d_{i_0}^G - 1$) the vertices which had just received at least a link from the $d_{i_0}^G - 1$ old neighbors of v_{i_0} .

By comparing vertex degrees of the two graphs G and G' , we find that

$$1 = d_{i_0}^{G'} < d_{i_0}^G,$$

$$2 \leq d_{i_0}^G \leq d_{i_j}^G < d_{i_j}^{G'}, j = 1, 2, \dots, p,$$

and for any other vertex v_i of graphs G and G' ,

$$d_i^G = d_i^{G'}.$$

Further more, $\sum_{j=1}^p (d_{i_j}^{G'} - d_{i_j}^G) = d_{i_0}^G - 1$. Therefore,

$$\begin{aligned} \bar{\mu}_{G'} - \bar{\mu}_G &= \frac{1}{n} \left[2m - \frac{2m}{d_{i_0}^G} + \sum_{j=1}^p \left(\frac{2m}{d_{i_j}^{G'}} - \frac{2m}{d_{i_j}^G} \right) \right] \\ &= \frac{2m}{n} \left[1 - \frac{1}{d_{i_0}^G} - \sum_{j=1}^p \frac{d_{i_j}^{G'} - d_{i_j}^G}{d_{i_j}^{G'} \times d_{i_j}^G} \right] \\ &> \frac{2m}{n} \left[1 - \frac{1}{d_{i_0}^G} - \sum_{j=1}^p \frac{d_{i_j}^{G'} - d_{i_j}^G}{d_{i_0}^G \times (d_{i_0}^G + 1)} \right] \\ &= \frac{2m}{n} \left[1 - \frac{1}{d_{i_0}^G} - \frac{d_{i_0}^G - 1}{d_{i_0}^G \times (d_{i_0}^G + 1)} \right] \\ &> \frac{2m}{n} \left[1 - \frac{2}{d_{i_0}^G} \right] \\ &\geq 0. \end{aligned} \tag{B.1}$$

II) $i_0 = n - k$, $d_{i_0}^G \neq d_{i_0}^{G_o} = l$ and $d_i^G = d_i^{G_o} = 1$ for $i > n - k$.

We first show that $d_{i_0}^G > d_{i_0}^{G_o} = l$ for this case. Note that the graph G has at least k vertices (i.e., v_i ($i = n - k + 1, n - k + 2, \dots, n$)) with degree 1. Removing the k vertices (i.e., v_i ($i = n - k + 1, n - k + 2, \dots, n$)) from graph G , we obtain a sub-graph G_1 with $n - k$ vertices and $m - k$ edges. As $\frac{(n-k-1)(n-k-2)}{2} + k + 1 < m \leq \frac{(n-k)(n-k-1)}{2} + k$, we have

$$\frac{(n-k-1)(n-k-2)}{2} + 1 < m - k \leq \frac{(n-k)(n-k-1)}{2}.$$

Note that $\frac{(n-k-1)(n-k-2)}{2}$ is the total number of edges of a complete graph with $n - k - 1$ vertices. The $m - k$ edges of G_1 are enough to construct a complete graph with $n - k - 1$ vertices and then the minimal vertex degree for graph G_1 would be $l = m - \frac{(n-k-1)(n-k-2)}{2} - k \geq 2$. Therefore $d_{i_0}^G \geq d_{i_0}^{G_1} \geq l = d_{i_0}^{G_o}$. Recalling that $d_{i_0}^G \neq d_{i_0}^{G_o}$, we obtain $d_{i_0}^G > d_{i_0}^{G_o} = l$.

Now we adjust the graph G and construct a new connected graph G' with larger GMFRT than G . Removing the links between vertex v_{i_0} and its $d_{i_0}^G - l$ neighbors such that the degree of v_{i_0} is l , and for each of the $d_{i_0}^G - l$ old neighbors of v_{i_0} , we connect it to one of the vertices $\{v_1, v_2, \dots, v_{i_0-1}\}$. We obtain a new connected graph G' with n vertices and m edges. We denote by $v_{i_1}, v_{i_2}, \dots, v_{i_p}$ ($p \leq d_{i_0}^G - 1$) the vertices which had just received at least a link from the $d_{i_0}^G - l$ old neighbors of v_{i_0} .

By comparing vertex degrees of the two graphs G and G' , we find that

$$l = d_{i_0}^{G'} < d_{i_0}^G,$$

$$d_{i_0}^G \leq d_{i_j}^G < d_{i_j}^{G'}, j = 1, 2, \dots, p,$$

and for any other vertex v_i of graphs G and G' ,

$$d_i^G = d_i^{G'}.$$

Further more, $\sum_{j=1}^p (d_{i_j}^{G'} - d_{i_j}^G) = d_{i_0}^G - l$. Therefore,

$$\begin{aligned} \bar{\mu}_{G'} - \bar{\mu}_G &= \frac{1}{n} \left[\frac{2m}{d_{i_0}^{G'}} - \frac{2m}{d_{i_0}^G} + \sum_{j=1}^p \left(\frac{2m}{d_{i_j}^{G'}} - \frac{2m}{d_{i_j}^G} \right) \right] \\ &= \frac{2m}{n} \left[\frac{d_{i_0}^G - d_{i_0}^{G'}}{d_{i_0}^{G'} \times d_{i_0}^G} - \sum_{j=1}^p \frac{d_{i_j}^{G'} - d_{i_j}^G}{d_{i_j}^{G'} \times d_{i_j}^G} \right] \\ &> \frac{2m}{n} \left[\frac{d_{i_0}^G - l}{d_{i_0}^{G'} \times d_{i_0}^G} - \sum_{j=1}^p \frac{d_{i_j}^{G'} - d_{i_j}^G}{d_{i_0}^{G'} \times d_{i_0}^G} \right] \\ &= 0. \end{aligned} \tag{B.2}$$

III) There is a vertex v_{i_0} ($1 < i_0 \leq n - k - 1$), such that $d_{i_0}^G \neq d_{i_0}^{G_o}$ and $d_i^G = d_i^{G_o}$ for $i > i_0$.

For this case,

$$d_i^G = \begin{cases} l & i = n - k \\ 1 & i = n - k + 1, n - k + 2, \dots, n \end{cases}. \tag{B.3}$$

We first show that there is no any edges between v_{n-k} and v_i ($i = n - k + 1, n - k + 2, \dots, n$) in graph G . On the contrary, if there are $p \geq 1$ edges between v_{n-k} and v_i ($i = n - k + 1, n - k + 2, \dots, n$) in graph G , we find that there are $\sum_{i=n-k}^n d_i^G - p = l + k - p$ edges connected with the $k + 1$ vertices (i.e., v_i ($i = n - k, n - k + 1, \dots, n$)) in graph G . If we remove the $k + 1$ vertices (i.e., v_i ($i = n - k, n - k + 1, \dots, n$)) and the $l + k - p$ edges from graph G , we obtain a sub-graph with $n - k - 1$ vertices and $m - l - k + p = \frac{(n-k-1)(n-k-2)}{2} + p$ edges. The number of edges is more than the number of edges for a complete graph. It is impossible. Therefore there is no any edges between v_{n-k} and v_i ($i = n - k + 1, n - k + 2, \dots, n$) in graph G .

Note that $d_i^G = d_i^{G_o}$ for $i > n - k$. If we remove the $k + 1$ vertices (i.e., v_i ($i = n - k, n - k + 1, \dots, n$)) from graph G and G_o at the same time. We obtain two sub-graphs with $n - k - 1$ vertices and $\frac{(n-k-1)(n-k-2)}{2}$ from graph G and graph G_o . Both the two sub-graphs are complete graphs with $n - k - 1$ vertices and have the same structure. Therefore the difference between G and G_o lies in how many vertices with degree 1 are connected with vertices $v_1, v_2, \dots, v_{n-k-1}$ respectively. For G_o , all vertices with degree 1 are connected with v_1 . But in graph G , there are also some vertices with degree 1, which are connected with vertices v_i ($i = 2, 3, \dots, i_0$). By comparing vertex degree of the two graphs G and G_o , we find that

$$d_1^{G_o} > d_1^G,$$

$$d_i^{G_o} < d_i^G, i = 2, 3, \dots, i_0,$$

and for $i > i_0$,

$$d_i^{G_o} = d_i^G.$$

Further more, $\sum_{i=2}^{i_0} (d_i^G - d_i^{G_o}) = d_1^{G_o} - d_1^G$. Therefore,

$$\begin{aligned} \bar{\mu}_{G_o} - \bar{\mu}_G &= \frac{1}{n} \left[\frac{2m}{d_1^{G_o}} - \frac{2m}{d_1^G} + \sum_{i=2}^{i_0} \left(\frac{2m}{d_i^{G_o}} - \frac{2m}{d_i^G} \right) \right] \\ &= \frac{2m}{n} \left[\sum_{i=2}^{i_0} \frac{d_i^G - d_i^{G_o}}{d_i^{G_o} \times d_i^G} - \frac{d_1^{G_o} - d_1^G}{d_1^{G_o} \times d_1^G} \right] \\ &> \frac{2m}{n} \left[\sum_{i=2}^{i_0} \frac{d_i^G - d_i^{G_o}}{d_1^{G_o} \times d_1^G} - \frac{d_1^{G_o} - d_1^G}{d_1^{G_o} \times d_1^G} \right] \\ &= 0. \end{aligned} \tag{B.4}$$

IV) $d_1^G \neq d_1^{G_o}$ and $d_i^G = d_i^{G_o}$ for $n \geq i > 1$. As two graphs G and G_o has the same number of vertices and edges, if $d_i^G = d_i^{G_o}$ for any i ($n \geq i > 1$), we have $d_1^G = d_1^{G_o}$. Therefore it is impossible to find a graph G which satisfies $d_1^G \neq d_1^{G_o}$ and $d_i^G = d_i^{G_o}$ for any i ($n \geq i > 1$).

References

- [1] R. Metzler, G. Oshanin, and S. Redner, *First-passage phenomena and their applications*, (World Scientific, Singapore, 2014).
- [2] N. Masuda, M. A. Porter, and R. Lambiotte, Phys. Rep. 716-717, 1 (2017).
- [3] J.-F. Rupprecht, O. Benichou, and R. Voituriez, Phys. Rev. E 94, 012117 (2016).
- [4] D. Cvijovic and J. Klinowski, Science 267, 664 (1995).
- [5] D. W. Sims, E. J. Southall, N. E. Humphries, and G. C. Hays, Nature 451, 1098 (2008).
- [6] D. Ben-Avraham and S. Havlin, *Diffusion and reactions in fractals and disordered systems*, (Cambridge University Press, 2000).
- [7] O. Benichou and R. Voituriez, Phys. Rep. 539, 225 (2014).
- [8] O. Benichou, C. Chevalier, J. Klafter, B. Meyer, and R. Voituriez, Nat. Chem. 2, 472 (2010).
- [9] S. Ghashghaie, W. Breymann, J. Peinke, P. Talkner, and Y. Dodge, Nature 381, 767 (1996).
- [10] J. Masoliver, M. Montero, J. Perello, and G. H. Weiss, J. Econ. Behav. Org. 61, 577 (2006).
- [11] M. E. Cates and T. A. Witten, Phys. Rev. A 35, 1809 (1987).
- [12] A. Blumen, A. Volta, A. Jurjiu, and T. Koslowski, Physica A: Statistical Mechanics and its Applications 356, 12 (2005).
- [13] A. A. Gurtovenko and A. Blumen, *Generalized Gaussian Structures: Models for Polymer Systems with Complex Topologies* (Springer, Berlin, 2005).
- [14] T. Nagatani, Physica A 535, 122531 (2019), ISSN 0378-4371.
- [15] W. Zhang, C. Lim, S. Sreenivasan, J. Xie, B. K. Szymanski, and G. Korniss, Chaos 21, 025115 (2011).
- [16] S. Ree, Phys. Rev. E 83, 056110 (2011).
- [17] K. Li, H. Liang, G. Kou, and Y. Dong, Information Fusion 56, 1 (2020).
- [18] F. Iannelli, A. Koher, D. Brockmann, P. Hovel, and I. M. Sokolov, Phys. Rev. E 95, 012313 (2017).
- [19] J. Hackl and B. T. Adey, Applied Network Science 4, 28 (2019).
- [20] A. Bunde, J. Kropp, and H.-J. Schellnhuber, *The Science of Disasters*, (Springer, Berlin, 2005).
- [21] K. Y. Kondratyev, C. A. Varotsos, and V. F. Krapivin, *Natural Disasters as Interactive Components of Global Ecodynamics*, (Springer, Berlin, 2006).
- [22] J. A. Battjes and H. Gerritsen, Philos. Trans. R. Soc. London, Ser. A **360**, 1461 (2002).
- [23] M. Nekovee, Y. Moreno, G. Bianconi, and M. Marsili, Physica A: Statistical Mechanics and its Applications 374, 457 (2007).
- [24] A. Guazzini, A. Cini, F. Bagnoli, and J. Ramasco, Front. Phys., **3**, 65 (2015).

- [25] S. Redner, *A Guide to First-Passage Processes*, (Cambridge University Press, UK, 2007).
- [26] J. H. Peng and E. Agliari, *Chaos*, **29**, 023105 (2019).
- [27] E. Agliari, D. Cassi, L. Cattivelli, and F. Sartori, *Phys. Rev. E* **91**, 052132 (2015).
- [28] J. H. Peng, E. Agliari, Z.Z. Zhang, *Chaos* **25**, 073118 (2015).
- [29] Z. Z. Zhang, Y. Qi, S. G. Zhou, S. Y. Gao and J. H. Guan, *Phys. Rev. E* **81**, 016114 (2010).
- [30] R. Campari and D. Cassi, *Phys. Rev. E* **86**, 021110 (2012).
- [31] J. H. Peng, E. Agliari, *Chaos*, **27**, 083108 (2017).
- [32] B. Wu, Y. Chen, Z. Zhang, and W. Su, *J. Stat. Mech.* 103207 (2019).
- [33] N. Masuda and N. Konno, *Phys. Rev. E* **69**, 066113 (2004).
- [34] J. F. Eichner, J. W. Kantelhardt, A. Bunde and S. Havlin, *Phys. Rev. E* **75**, 011128 (2007).
- [35] N. R. Moloney and J. Davidsen, *Phys. Rev. E* **79**, 041131 (2009)
- [36] M. S. Santhanam and H. Kantz, *Phys. Rev. E* **78**, 051113 (2008)
- [37] L. Palatella and C. Pennetta, *Phys. Rev. E* **83**, 041102 (2011).
- [38] N. Hadyn, J. Luevano, G. Mantica, S. Vaienti *Phys. Rev. Lett.* **88**, 22 (2002).
- [39] P. Olla, *Phys. Rev. E* **76**, 011122 (2007).
- [40] N. Tsapatoulis and C. Djouvas, *Front. Robot. AI*, **5**, 138 (2019).
- [41] F. W. S. Lima, *Front. Phys.*, **5**, 47 (2017).
- [42] P. Chelminiak, *Physics Letters A* **375** 3114(2011)
- [43] O. C. Martin and P. Sulc, *Phys. Rev. E* **81**, (2010)031111.
- [44] C.P. Lowe and A.J. Masters, *Physica A* **286** 10 (2000).
- [45] F.M. Izrailev, A. Castaneda-Mendoza, *Physics Letters A* **350** 355(2006)
- [46] J. H. Peng, G. A. Xu, R. X. Shao, L. Chen, H. E. Stanley, *J. Chem. Phys.* **149**, 024903 (2018);
- [47] Q. Liu, W. Sun, and S. Liu, *International Journal of Modern Physics B* 1950306 (2019).
- [48] J. H. Peng, R. X. Shao, L. Chen, and H. E. Stanley, *J. Stat. Mech.* 093205 (2018).
- [49] M. Kac, *Bull. Am. Math. Soc.* **53**, 1002 (1947).
- [50] Lovász L, 1993 *Combinatorics: Paul erdős is eighty* (Keszthely, Hungary), vol. 2, issue 1, pp 1-46.
- [51] S. Condamin, O. Benichou, and M. Moreau, *Phys. Rev. E* **75**, 021111 (2007).
- [52] By comparing the vertex degrees of the old tree and new tree, there are 3 differences: the degree for v_0 , the number of vertexes with degree 1 and the number of vertexes with degree 2. The second line of Eq. (7) shows the difference of MFRT between old tree and new tree. In the square brackets of the second line for Eq. (7), the first term is the MFRT for walker startting from v_0 in old tree, the second term shows the difference of MFRT for vertices with degree 1, the last term shows the difference of MFRT for vertices with degree 2. Because, in the new tree, the degree of v_0 is 2, the MFRT for walker startting from v_0 in new tree is also recorded in the last term.
- [53] m is less than or equal to the total number of edges for a complete graphs with n vertices and m is greater than or equal to the total number of edges for a tree with n vertices.