

H_∞ Tracking Control via Variable Gain Gradient Descent-Based Integral Reinforcement Learning for Unknown Continuous Time Nonlinear System

Amardeep Mishra¹, Satadal Ghosh² ✉

¹ Student, Department of Aerospace Engineering, IIT Madras, Chennai 600036, India

² Faculty, Department of Aerospace Engineering, IIT Madras, Chennai 600036, India

✉ E-mail: satadal@iitm.ac.in

Abstract: Optimal tracking of continuous time nonlinear systems has been extensively studied in literature. However, in several applications, absence of knowledge about system dynamics poses a severe challenge to solving the optimal tracking problem. This has found growing attention among researchers recently, and integral reinforcement learning (IRL)-based method augmented with actor neural network (NN) have been deployed to this end. However, very few studies have been directed to model-free H_∞ optimal tracking control that helps in attenuating the effect of disturbances on the system performance without any prior knowledge about system dynamics. To this end a recursive least square-based parameter update was recently proposed. However, gradient descent-based parameter update scheme is more sensitive to real-time variation in plant dynamics. And experience replay (ER) technique has been shown to improve the convergence of NN weights by utilizing past observations iteratively. Motivated by these, this paper presents a novel parameter update law based on variable gain gradient descent and experience replay technique for tuning the weights of critic, actor and disturbance NNs. The presented update law leads to improved model-free tracking performance under \mathcal{L}_2 -bounded disturbance. Simulation results are presented to validate the presented update law.

1 Introduction

Optimal control is one of the prominent control techniques that aims to find control policies that minimizes a cost function subjected to plant dynamics as constraints. Traditional optimal control techniques require full knowledge of plant dynamics and corresponding parameters for their implementation. However, in practice knowledge of the same might be partially available or unavailable. In order to implement optimal control methods online under such limitations, reinforcement learning (RL) [1][2] and adaptive dynamic programming (ADP) [3][4] approaches were proposed that solve optimal control problem forward in time.

Regulation problems and trajectory tracking problems are the two broad classifications of the optimal control problem. The prime objective of regulation problems [5–11] is to find a control policy that brings the desired states to origin in finite amount of time while minimizing a cost function. On the other hand, optimal tracking control problems (OTCP) [12–15] entails finding control policies that will make the desired states (output of the system) track a time varying reference trajectory. Traditionally, the OTCP requires development of two different controllers: (i) transient controller and (ii) steady state control [4], [15]. Limitation of traditional OTCP solving schemes lies in the requirement of (a) Knowledge of reference dynamics and (b) invertibility condition on control gain matrix. Modares et al. [16], [17] proposed augmented system comprising of error and desired dynamics to by-pass this limitation. Finding the control policy that stabilizes the augmented system while minimizing the performance index was the prime objective of their novel control algorithm. The control policy generated by their algorithm also consisted of both transient and steady state controllers.

In the ADP schemes mentioned above identifiers were used to obviate the exact knowledge of nominal plant dynamics. However, identifiers add to the computational complexity and also reduce the accuracy of the computations [18]. In most cases, identifiers also require the knowledge of structure of the plant dynamics. Hence, efforts have been devoted to make RL schemes either partially

model-free or completely model-free. In order to develop continuous time optimal control policies under partial or no knowledge of plant dynamics integral reinforcement learning (IRL) algorithm was leveraged. While first few results in this direction for regulation problem were presented in [19–22], Modares et al. [16] developed algorithms for OTCP for partially-unknown system. Thereafter, Zhu et al. [18] developed Off-policy model-free tracking control of continuous time nonlinear systems using IRL. They leveraged experience replay (ER) technique to effectively utilize past observations in order to update the NN weights. Further, the UUB stability of the update law was also proved.

It may also be noted that most of the aforementioned RL schemes, for both regulation and tracking problems, do not deal with attenuation of the effects of disturbance. To this end, H_∞ regulation problem has been studied using RL both offline [23, 24] and online [25–27]. Online IRL was also utilized in [28] and [29] for H_∞ regulation problem for partially-unknown system. Note that under partial or no knowledge of the plant dynamics structure, IRL has been leveraged in several literature for regulation problem, while very few studies have dealt with IRL for OTCP problem with disturbance rejection. To the best of the authors' knowledge, [30] and [31] are the only few papers that have recently presented control policies for model-free OTCP of continuous time nonlinear system in H_∞ framework. Modares et al. [30] updated the parameters of critic, actor and disturbance NNs using least square method, which could only be initiated after certain number of data had been collected. This makes their algorithm less sensitive to real-time variations in plant dynamics [18]. On the other hand, Zhang et al. [31] utilized gradient descent driven parameter update law for H_∞ tracking control problem, and uniform ultimate boundedness (UUB) stability of the parameter update law was proven. However, their gradient descent followed a constant learning rate.

While continuous time update law driven by gradient descent is more sensitive to real-time variations in plant dynamics, experience replay (ER) technique has been shown to improve the learning speed significantly by utilizing past observations iteratively [18]. Also,

addition of 'robust terms' in update law was shown to shrink the residual set in [32]. Inspired by [18] and [30], this paper presents a novel off-policy IRL-based H_∞ tracking control scheme for continuous time nonlinear system, in which the parameter update laws for tuning the weights of critic, actor and disturbance NNs are driven by variable gain gradient descent and ER technique in addition to robust terms. Instead of a constant learning rate in traditional gradient descent-based schemes, the learning rate of gradient descent developed in this paper is variable and a function of Hamilton-Jacobi-Isaac (HJI) error. This results in an increased learning rate when HJI error is large and the learning rate is reduced as the HJI error becomes smaller. The variable gain gradient descent technique is also shown to have the added advantage of shrinking the size of the residual sets, which the NN weights finally converge to. Term corresponding to ER technique and robust term in the update law also contribute in further shrinking the size of the residual set. Unlike [32], the update law presented in this paper, not only leverages robust terms for present instance but also past instances as well. After the completion of learning phase, the final learnt policies leveraging variable gain gradient descent are executed and they are shown to reduce the oscillations in transient phase and steady-state errors thus resulting in improved tracking performance.

The rest of the paper is structured as follows. Preliminaries and background of H_∞ tracking controller and the tracking HJI equation for augmented system have been presented in Section 2. Next, in order to obviate the requirement of system dynamics in policy evaluation step, model-free version of HJI equation to formulate IRL, and neural networks to approximate value function, control and disturbance policies are presented in Section 3. Section 4 highlights the main contribution of this paper, i.e., the continuous time weight update law that is driven by variable gain gradient descent and experience replay technique. The update law also incorporates the robust terms and their past observations. UUB stability analysis for the proposed mechanism is shown. Numerical studies are presented in Section 5 to justify the effectiveness of the presented algorithm. Finally, Section 6 provides concluding remarks.

2 H_∞ Tracking Problem and HJI Equation

2.1 Problem Formulation

It is desired to drive certain states of interest of the dynamical system to follow predefined reference trajectories under \mathcal{L}_2 -bounded disturbance in an optimal way. Let the dynamical system be described by an affine-in-control differential equation:

$$\dot{x} = f(x) + g(x)u + k(x)d \quad (1)$$

where, $x \in \mathbb{R}^n$, $u \in \mathbb{R}^m$, $d \in \mathbb{R}^{q_1}$, $f(x) : \mathbb{R}^n \rightarrow \mathbb{R}^n$ is the drift dynamics, $g(x) : \mathbb{R}^n \rightarrow \mathbb{R}^{n \times m}$ represents the control coupling dynamics and $k(x) : \mathbb{R}^n \rightarrow \mathbb{R}^{n \times q_1}$ is disturbance dynamics. In the subsequent analysis in this paper, it is assumed that none of the system dynamics, that is $f(x)$, $g(x)$ and $k(x)$, are known. However, Lipschitz continuity for the system dynamics as well as controllability of the system over a compact set $\Omega \in \mathbb{R}^n$ are assumed. The reference trajectory is generated by a command generator or a reference system whose dynamics is described by:

$$\dot{x}_d = \eta(x_d) \quad (2)$$

Thus, the error is given by:

$$e = x - x_d \quad (3)$$

Therefore, the error dynamics is given as,

$$\dot{e} = (f(x) + g(x)u + k(x)d - \eta(x_d)) \quad (4)$$

In order to formulate corresponding HJI equation and assess the effect of disturbance on the closed-loop system, a virtual performance

index ($|X|^2$) is defined as [30],

$$|X|^2 = e^T Q e + u^T R u \quad (5)$$

where, Q and R are positive definite matrices with only diagonal entries. It is to be noted that all the vector or matrix norms used in this paper are 2-norm or the Euclidian norm. In [30], the disturbance attenuation condition was characterized as the \mathcal{L}_2 -gain is smaller than or equal to α for all $d \in L_2[0, \infty)$, that is,

$$\frac{\int_t^\infty e^{-\gamma(\tau-t)} |X|^2 d\tau}{\int_t^\infty e^{-\gamma(\tau-t)} \|d(\tau)\|^2 d\tau} \leq \alpha^2 \quad (6)$$

where $0 \leq \gamma$ is the discount factor and α determines the degree of attenuation from disturbance input to the virtual performance measure. The value of α is selected based on trial and error. The minimum value of α , for which (6) is satisfied provides optimal-robust control solution [30]. Now, using (5) and (6),

$$\int_t^\infty e^{-\gamma(\tau-t)} (e^T Q e + u^T R u) d\tau \leq \alpha^2 \int_t^\infty e^{-\gamma(\tau-t)} \|d(\tau)\|^2 d\tau \quad (7)$$

Finding a control policy u dependent on tracking error and reference trajectory such that the system dynamics (1) satisfies the disturbance attenuation condition (7) and that the error dynamics (4) is locally asymptotically stable for $d = 0$ forms H_∞ tracking control problem [30].

2.2 HJI Equation: Preliminaries

The first part of this section deals with the development of HJI equation for solving the H_∞ tracking problem stated above, while the second part discusses about policy iteration steps. As discussed in [30], the H_∞ tracking problem can also be posed as a min-max optimization problem subjected to augmented system dynamics comprising of error dynamics and desired states dynamics. Subsequently, the solution to min-max optimization problem is obtained by imposing the stationarity condition on the Hamiltonian. In order to formulate tracking HJI equation, an augmented state vector is defined as,

$$z = [e^T, x_d^T]^T \quad (8)$$

And, the augmented system dynamics is then given as,

$$\dot{z} = F(z) + G(z)u + K(z)d \quad (9)$$

Where,

$$F(z) = \begin{pmatrix} (f(x) - \eta(x_d)) \\ \eta(x_d) \end{pmatrix}, G(z) = \begin{pmatrix} g(x) \\ 0 \end{pmatrix}, K(z) = \begin{pmatrix} k(x) \\ 0 \end{pmatrix} \quad (10)$$

In the subsequent analysis, $F \triangleq F(z)$, $G \triangleq G(z)$ and $K \triangleq K(z)$. Using augmented states, the attenuation condition (7) can be described as,

$$\int_t^\infty e^{-\gamma(\tau-t)} (z^T Q_1 z + u^T R u) d\tau \leq \alpha^2 \int_t^\infty e^{-\gamma(\tau-t)} (\|d(\tau)\|^2) d\tau \quad (11)$$

where, Q_1 is given by:

$$Q_1 = \begin{pmatrix} Q_{n \times n} & 0_{n \times n} \\ 0_{n \times n} & 0_{n \times n} \end{pmatrix}_{2n \times 2n} \quad (12)$$

Thus, a final performance index consisting of disturbance input is defined as:

$$J(u, d) = \int_t^\infty e^{-\gamma(\tau-t)} \left(z(\tau)^T Q_1 z(\tau) + u(\tau)^T R u(\tau) - \alpha^2 \|d(\tau)\|^2 \right) d\tau \quad (13)$$

The problem of finding control input u that satisfies (6) is same as minimizing (13) subjected to augmented dynamics. In [33], a direct relationship between H_∞ control problem and two-player zero-sum differential game was established. It was shown that solution of the H_∞ control problem is equivalent to solution of the following zero-sum game:

$$V^*(z) = J(u^*, d^*) = \min_u \max_d J(u, d) \quad (14)$$

In the subsequent analysis, $V \triangleq V(z)$, $V_z \triangleq \nabla V(z)$. The term J is as defined in (13) and V^* is optimal value function. Existence of game theoretic saddle point was also shown to guarantee the existence of solution of the two-player zero-sum game control problem. This is encapsulated in following Nash condition:

$$V^*(z) = \min_u \max_d J(u, d) = \max_d \min_u J(u, d) \quad (15)$$

Differentiating (13) along augmented system trajectories the following Bellman equation is obtained:

$$z^T Q_1 z + u^T R u - \alpha^2 d^T d - \gamma V + V_z(F + G u + K d) = 0 \quad (16)$$

Let the Hamiltonian be defined as:

$$\mathcal{H}(z, V, u, d) = z^T Q_1 z + u^T R u - \alpha^2 d^T d - \gamma V + V_z(F + G u + K d) \quad (17)$$

V^* being the optimal cost, satisfies the Bellman equation. Applying stationarity condition on the Hamiltonian, both optimal control input and disturbance input are obtained as follows,

$$\begin{aligned} \frac{\partial \mathcal{H}(z, V^*, u, d)}{\partial u} = 0 &\implies u^* = -\frac{1}{2} R^{-1} G^T \nabla V^* \\ \frac{\partial \mathcal{H}(z, V^*, u, d)}{\partial d} = 0 &\implies d^* = \frac{1}{2\alpha^2} K \nabla V^* \end{aligned} \quad (18)$$

The optimal control input and disturbance input given above provide saddle point solution to the game [23]. Using (18) in (17) tracking HJI equation is,

$$\begin{aligned} z^T Q_1 z + V_z^* F - \gamma V^* - \frac{1}{4} V_z^{*T} G^T R^{-1} G V_z^* \\ + \frac{1}{4\alpha^2} V_z^{*T} K K^T V_z^* = \mathcal{H}(z, V^*, u^*, d^*) = 0 \end{aligned} \quad (19)$$

Theorem 2.1. Let V^* be the smooth positive semi-definite and quadratic solution of the tracking HJI equation (19), then the optimal control action (u^*) generated by (18) makes the tracking error dynamics (4) asymptotically stable in the limiting sense when discount factor $\gamma \rightarrow 0$ and when $d = 0$. Additionally, there exists an upper bound for the discount factor γ below which the error dynamics is asymptotically stable. However, if γ is greater than this bound or if $d \neq 0$, then UUB stability can only be ensured.

Proof: The detailed discussion of this proof can be seen in Theorems 3 and 4 of [30]. Theorem 3 of [30] proves the asymptotic stability of the error dynamics in the limiting sense when $\gamma \rightarrow 0$. Theorem 4 of [30] on the other hand provides an upper bound over the discount factor γ below which asymptotic stability of the error dynamics can still be ensured when $d = 0$.

Now, when $d \neq 0$ and $\gamma \neq 0$, then, only UUB stability of the error dynamics can be ensured. From (16), it can be seen that,

$$\dot{V} = \gamma V - z^T Q_1 z - u^T R u + \alpha^2 d^T d \quad (20)$$

In order for \dot{V} to be negative, following inequality should hold (using $z^T Q_1 z = e^T Q e$):

$$\|e\| > \sqrt{\frac{\gamma V^* - \lambda_{\min}(R) \|u\|^2 + \alpha^2 \|d\|^2}{\lambda_{\min}(Q)}} \quad (21)$$

Provided, V^* , $\|u\|$ and $\|d\|$ are finite. \square

As a consequence of Theorem 4 of [30], a small value of γ and/or positive definite matrix Q (such that its minimum eigenvalue is large) was suggested to ensure asymptotic stability of the error dynamics.

Policy iteration framework is a computation approach to iteratively solve the Bellman equation and improve the control policies. It is generally started off with some known initial stabilizing policy u and then following two steps are iteratively repeated till convergence is achieved.

(i) Policy Evaluation: Given initial admissible control and disturbance policies, this step entails solving the Bellman equation as (where V_i, u_i, d_i denote improved value function and policies at i^{th} iteration):

$$\nabla V_i(F + G u_i + K d_i) - \gamma V_i + z^T Q_1 z + u_i^T R u_i - \alpha^2 d_i^T d_i = 0 \quad (22)$$

(ii) Policy Improvement: This step produces improved control and disturbance policies:

$$u_{i+1} = -\frac{1}{2} R^{-1} G^T \nabla V_i; \quad d_{i+1} = \frac{1}{2\alpha^2} K \nabla V_i \quad (23)$$

Note that implementation of traditional policy iteration algorithms requires complete knowledge of system dynamics. However, this requirement in policy evaluation step can be obviated via the integral reinforcement learning (IRL) [16], [22]. In their formulation, requirement of $f(x)$ is precluded, however, $g(x), k(x)$ are still needed to improve the policies. In order to achieve the control completely model-free, Modares and Lewis [30] presented H_∞ tracking control leveraging IRL as well as three NNs - actor, critic and disturbance - to approximate control action, value function and disturbance policy, respectively. Motivated by this result, this paper also uses three set of NNs to approximate value function, control and disturbance policies in order to solve H_∞ -tracking problem with a novel continuous time update law for all three NNs.

3 Integral Reinforcement Learning & Value Function Approximation

3.1 Derivation of Model-Free HJI equation

In order to completely remove the requirement of system dynamics from Policy Evaluation step, the IRL will be utilized in the following way. In the subsequent analysis, u refers to the executed control policy and d refers to the disturbance present in the system. It is assumed that an initial admissible policy is known. Improved policies on the other hand are denoted by u_i, d_i . Then, from (9) the augmented system dynamics can be re-written as,

$$\dot{z} = F + G u_i + K d_i + G(u - u_i) + K(d - d_i) \quad (24)$$

Taking derivative of $V_i(z)$ along (24) a revised form of Bellman equation (see (16)) is given by,

$$\begin{aligned} V_{zi}(F + G u_i + K d_i) + V_{zi}(G(u - u_i)) + V_{zi}(K(d - d_i)) \\ - \gamma V_i = -z^T Q_1 z - u_i^T R u_i + \alpha^2 d_i^T d_i \end{aligned} \quad (25)$$

Multiplying both sides of (25) by $e^{-\gamma t}$, left hand side (LHS) of (25) can be expressed as,

$$\begin{aligned} \frac{d(e^{-\gamma t} V_i(z))}{dt} = e^{-\gamma t} (V_{zi}^T (F + G u_i + K d_i) + V_{zi}^T (G(u - u_i)) \\ + V_{zi}^T (K(d - d_i)) - \gamma V_i) \end{aligned} \quad (26)$$

where, $V_{zi} \triangleq \nabla_z V_i$. Using (22) and (23) in (26), $d(e^{-\gamma t} V_i)/dt$ can be rewritten as:

$$\begin{aligned} \frac{d(e^{-\gamma t} V_i(z))}{dt} &= e^{-\gamma t} (-z^T Q_1 z - u_i R u_i + \alpha^2 d_i^T d_i \\ &\quad + V_{zi}^T G(u - u_i) + V_{zi}^T K(d - d_i)) \\ &= e^{-\gamma t} (-z^T Q_1 z - u_i R u_i + \alpha^2 d_i^T d_i \\ &\quad - 2u_{i+1}^T R(u - u_i) + 2\alpha^2 d_{i+1}^T (d - d_i)) \end{aligned} \quad (27)$$

Integrating the above equation over $[t - T, t]$ on both sides of (27) and rearranging,

$$\begin{aligned} V_i(t) - e^{\gamma T} V_i(t - T) + \int_{t-T}^t e^{-\gamma(\tau-t)} (z^T Q_1 z + u_i R u_i \\ - \alpha^2 d_i^T d_i + 2u_{i+1}^T R(u - u_i) - 2\alpha^2 d_{i+1}^T (d - d_i)) d\tau = 0 \end{aligned} \quad (28)$$

where, $V_i(t) \triangleq V_i(z(t))$ and $V_i(t - T) \triangleq V_i(z(t - T))$. Note that (28) resembles (25) in the limiting sense when $T \rightarrow 0$. To maintain this equivalence, the reinforcement interval T should be selected as small as possible. However, it is important to note that compared to (22) or (25), equation (28) does not include system dynamics. Eq. (28) can be rewritten as,

$$\begin{aligned} V_i(t) - e^{\gamma T} V_i(t - T) + I_1 + \int_{t-T}^t e^{-\gamma(\tau-t)} (2u_{i+1}^T R(u - u_i) \\ - 2\alpha^2 d_{i+1}^T (d - d_i)) d\tau = 0 \end{aligned} \quad (29)$$

where,

$$I_1 = \int_{t-T}^t e^{-\gamma(\tau-t)} (z^T Q_1 z + u_i R u_i - \alpha^2 d_i^T d_i) \quad (30)$$

3.2 Approximation of Value function, Control policy and Disturbance policy

Similar to [18] and [30], value function and improved policies are represented by,

$$V_i = W_c^T \sigma_c + \varepsilon_c; u_{i+1} = W_a^T \sigma_a + \varepsilon_a; d_{i+1} = W_d^T \sigma_d + \varepsilon_d \quad (31)$$

where, $W_c \in \mathbb{R}^{a_1}$, $\sigma_c \in \mathbb{R}^{a_1}$, $W_a \in \mathbb{R}^{a_2 \times m}$, $\sigma_a \in \mathbb{R}^{a_2}$, $W_d \in \mathbb{R}^{a_3 \times l}$ and $\sigma_d \in \mathbb{R}^{a_3}$. Using (31) in (29), the HJI error becomes,

$$\begin{aligned} \varepsilon_{HJI} &= W_c^T [\sigma_c(t) - e^{\gamma T} \sigma_c(t - T)] + I_1 \\ &\quad + \int_{t-T}^t e^{-\gamma(\tau-t)} (2\sigma_a^T W_a R(u - u_i) - 2\alpha^2 \sigma_d^T W_d (d - d_i)) \end{aligned} \quad (32)$$

Now, since ideal weights are not known, their estimates will be utilized instead,

$$\hat{V}_i = \hat{W}_c^T \sigma_c; \hat{u}_{i+1} = \hat{W}_a^T \sigma_a; \hat{d}_{i+1} = \hat{W}_d^T \sigma_d \quad (33)$$

Then, the HJI error in terms of estimated weights can be written as,

$$\begin{aligned} \hat{e}_1(t) &= \hat{W}_c^T [\sigma_c(t) - e^{\gamma T} \sigma_c(t - T)] + I_1 \\ &\quad + v(\hat{W}_a)^T \int_{t-T}^t 2e^{-\gamma(\tau-t)} (R(u - u_i) \otimes \sigma_a) \\ &\quad - v(\hat{W}_d)^T \int_{t-T}^t 2e^{-\gamma(\tau-t)} (\alpha^2 (d - d_i) \otimes \sigma_d) \end{aligned} \quad (34)$$

Eq. (34) can be written in compact form as,

$$\hat{e}_1(t) = \hat{W}^T \rho_1 + I_1(t) \quad (35)$$

where, I_1 is the reinforcement integral given in (30). And,

$$\hat{W} = \begin{pmatrix} \hat{W}_c \\ v(\hat{W}_a) \\ v(\hat{W}_d) \end{pmatrix}, \rho_1 = \begin{pmatrix} \Delta \sigma_c \\ \int_{t-T}^t 2e^{-\gamma(\tau-t)} (R(u - u_i) \otimes \sigma_a(t)) \\ - \int_{t-T}^t 2e^{-\gamma(\tau-t)} (\alpha^2 (d - d_i) \otimes \sigma_d(t)) \end{pmatrix} \quad (36)$$

where, $v(\cdot)$ represents vectorization of matrix and \otimes denotes the kronecker product. Here, $\hat{W} \in \mathbb{R}^q$ is the composite NN weight vector, and $\rho_1 \in \mathbb{R}^q$ is the composite regressor vector, where $q = a_1 + ma_2 + la_3$, in which m is the dimension of the control vector and l is the dimension of the disturbance vector, and a_1, a_2, a_3 are number of neurons in the hidden layer or the size of regressor vector for critic, actor and disturbance, respectively. And, $\Delta \sigma_c = [\sigma_c(t) - e^{\gamma T} \sigma_c(t - T)]$. In subsequent discussion, $\hat{e}_1(t)$, $\hat{e}_1(t_j)$ are denoted by \hat{e}_1 and \hat{e}_{1j} , respectively and $\rho_1 \triangleq \rho_1(t)$, $\rho_{1j} \triangleq \rho_1(t_j)$. Similarly, $I_1 \triangleq I_1(t)$ and $I_{1j} \triangleq I_1(t_j)$.

3.3 Existing update laws in literature for Off-policy IRL

In [30], a recursive least square-based update law was proposed to minimize the HJI approximation error to solve H_∞ -tracking problem. Their update law was given by,

$$\hat{W} = (\aleph \aleph^T)^{-1} \aleph Y \quad (37)$$

where, $\aleph = [\rho_1(t_1), \rho_1(t_2), \rho_1(t_3), \dots, \rho_1(t_N)]$ and $Y = [-I_1(t_1), -I_1(t_2), -I_1(t_3), \dots, -I_1(t_N)]^T$. This yields V_i , u_{i+1} and d_{i+1} . However, this discrete-time update law requires that N samples be collected, before (37) can be implemented. This procedure make it less sensitive to real time variation in plant parameters.

A continuous-time update law is more sensitive to real time parametric variations and hence a continuous-time update law was presented in [18] utilizing constant learning gradient descent and experience replay (ER) technique to train the actor and critic NN in Off-policy IRL to solve optimal tracking problem. A memory stack $(\{\rho_1(t_j), I_1(t_j)\}_{j=1}^N)$ containing past observations was constructed, which was then utilized for incorporating the ER terms in the parameter update law in order to improve the performance of gradient descent-based algorithm by iteratively using past observations. However, this control formulation did not incorporate any disturbance rejection. Their update law was given as,

$$\dot{\hat{W}} = -\frac{\eta}{N+1} \left(\frac{\rho_2}{m_s^2} \hat{e}_2 + \sum_{j=1}^N \left(\frac{\rho_{2j}}{m_{sj}^2} \hat{e}_{2j} \right) \right) \quad (38)$$

where, ρ_2 in (38) is made up of first two components of ρ_1 in (36), that is ρ_2 does not contain the last component of ρ_1 that corresponds to disturbance term (d).

Recently a continuous time update law was presented in [31] for H_∞ -tracking control incorporating terminal constraints, in which the update law relied only on constant learning-based gradient descent apart from a term dedicated for incorporating terminal constraints.

4 Variable gain gradient descent and experience replay technique-based parameter update law

4.1 Novel update law

All the update laws mentioned in Section 3.3 either utilize recursive least square (RLS) method [30] or gradient descent with constant learning rate [31]. While the RLS-based update laws are usually found to be less sensitive to real-time parameter variations in plant

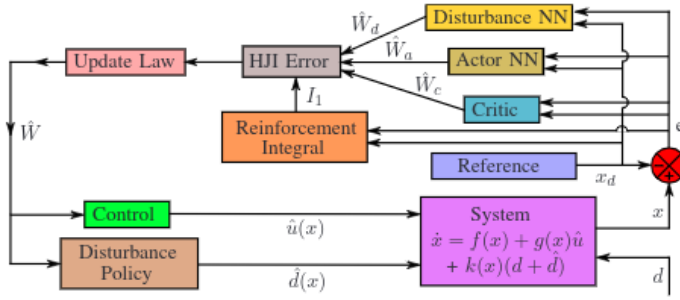


Fig. 1: Block diagram of the control system

dynamics [18], constant learning rate-based update law cannot scale the learning rate based on the instantaneous value of the HJI error [34]. Also, experience replay technique and inclusion of robust term in update laws were found to be beneficial [18, 35], [32]. Considering these, a novel continuous time update law is presented in this paper to tune the critic, actor and disturbance NN weights online in order to solve H_∞ -tracking problem. The novel update law utilizing variable gain gradient descent and ER technique is now presented as,

$$\begin{aligned} \dot{W} = & -\frac{\eta}{N+1} \left(\frac{\rho_1}{m_s^2} |\hat{e}_1|^{k_1} \hat{e}_1 + \sum_{j=1}^N \left(\frac{\rho_{1j}}{m_{sj}^2} |\hat{e}_{1j}|^{k_1} \hat{e}_{1j} \right) \right. \\ & \left. - K_1 |\hat{e}_1|^{k_1} \frac{\rho_1^T}{m_s} \hat{W} + |\hat{e}_1|^{k_1} K_2 \hat{W} - K_1 \sum_{j=1}^N \frac{|\hat{e}_{1j}|^{k_1} \rho_{1j}^T}{m_{sj}} \hat{W} \right) \end{aligned} \quad (39)$$

where, $m_s = \sqrt{1 + \rho_1^T \rho_1}$ and $m_{sj} = \sqrt{1 + \rho_{1j}^T \rho_{1j}}$ and $K_1 \in \mathbb{R}^q$ (where $q = a_1 + ma_2 + la_3$ and m is the dimension of the control vector and l is the dimension of the disturbance vector, and a_1, a_2, a_3 are as defined after (27)), $K_2 \in \mathbb{R}^{q \times q}$.

It can be seen that the update law (39) utilizes variable learning rate (via the term $|\hat{e}_1|^{k_1}$) that is a function of instantaneous HJI error. This has the advantage of scaling the learning rate and reducing the size of the residual set for error in NN weights as will become clear in the stability proof of Theorem 4.1. Additionally the second and fifth term under summation correspond to the ER terms, these terms can use past observations much more effectively. The memory stack in ER can be updated with recent data as and when they arrive. This leads to an efficient learning from past data. Finally, inclusion of robust terms in the update law provides robustness against variations in approximation errors and also reduce the size of the residual set for error in NN weights.

Now, assuming that u_i and d_i are in sufficiently small neighborhood of the optimal policies, the HJI error can be modified in the same way as mentioned in [18] (refer to Section 4.2 in [18]). It is assumed that there exist NNs that can approximate the optimal value, action and disturbance policies as:

$$V^* = W_c^T \sigma_c + \varepsilon_c; \quad u^* = W_a^T \sigma_a + \varepsilon_a; \quad d^* = W_d^T \sigma_d + \varepsilon_d \quad (40)$$

Under these assumptions, using (40) in (28), the HJI approximation error is obtained as,

$$\begin{aligned} \varepsilon_{HJI} = & W_c^T [\sigma_c(t) - e^{\gamma T} \sigma_c(t-T)] + \int_{t-T}^t e^{-\gamma(\tau-t)} (z^T Q_1 z \\ & + 2\sigma_a^T W_a R u - \sigma_a^T W_a R W_a^T \sigma_a + \alpha^2 \sigma_d^T W_d R W_d^T \sigma_d \\ & - 2\alpha^2 \sigma_d^T W_d d) \end{aligned} \quad (41)$$

In terms of approximation errors the HJI error ε_{HJI} can equivalently be given as,

$$\begin{aligned} \varepsilon_{HJI} = & \varepsilon_c(t) - e^{\gamma T} \varepsilon_c(t-T) - \int_{t-T}^t e^{-\gamma(\tau-t)} \left[2\varepsilon_a^T R u \right. \\ & \left. - 2\varepsilon_a^T R \sigma_a - \varepsilon_a^T R \varepsilon_a + \alpha^2 \varepsilon_d^T R \varepsilon_d - 2\alpha^2 \varepsilon_d^T d \right] \end{aligned} \quad (42)$$

Assumption 1. It is assumed that the control policy u is admissible policy for the augmented system. This makes the augmented system remain in the compact set $\Omega \subset \mathbb{R}^{2n}$. Such an admissible policy is chosen for online training of critic, actor and disturbance NNs.

Assumption 2. There exist bounds such that, $\|W\| \leq W_M$, $\|\bar{\rho}\| \leq \bar{\rho}_M$, $|m_s| \leq m_{sM}$, $\|W_c\| \leq W_{cm}$, $\|W_a\| \leq W_{am}$, $\|W_d\| \leq W_{dm}$, $\|\sigma_c\| \leq b_c$, $\|\sigma_a\| \leq b_a$, $\|\sigma_d\| \leq b_d$, $\|\varepsilon_c\| \leq b_{\varepsilon c}$, $\|\varepsilon_a\| \leq b_{\varepsilon a}$, $\|\varepsilon_d\| \leq b_{\varepsilon d}$. This is in line with Assumption 2 of [18]

Now, since, ideal NN weights are not known, their estimates will be utilized to express optimal value function and optimal policies.

$$\hat{V}^* = \hat{W}_c \sigma_c, \quad \hat{u}^* = \hat{W}_a \sigma_a, \quad \hat{d}^* = \hat{W}_d \sigma_d \quad (43)$$

Based on these estimated weights, following (Eq. (41)) the approximate HJI error can be re-stated as:

$$\begin{aligned} \hat{e} = & \hat{W}_c^T [\sigma_c(t) - e^{\gamma T} \sigma_c(t-T)] + \int_{t-T}^t e^{-\gamma(\tau-t)} (z^T Q_1 z \\ & + 2\sigma_a^T \hat{W}_a R u - \sigma_a^T \hat{W}_a R \hat{W}_a^T \sigma_a + \alpha^2 \sigma_d^T \hat{W}_d R \hat{W}_d^T \sigma_d \\ & - 2\alpha^2 \sigma_d^T \hat{W}_d d) \end{aligned} \quad (44)$$

The approximate HJI error, thus, can be expressed in a compact form as:

$$\hat{e}(t) = \hat{W}^T \rho + v(\hat{W}_a)^T \mathcal{A}_2 v(\hat{W}_a) - v(\hat{W}_d)^T \mathcal{B}_2 v(\hat{W}_d) + I_2 \quad (45)$$

where,

$$\begin{aligned} \Delta \sigma_c & \triangleq \sigma_c(t) - e^{\gamma T} \sigma_c(t-T) \\ \mathcal{A}_1 & \triangleq \int_{t-T}^t e^{-\gamma(\tau-t)} (R u \otimes \sigma_a) d\tau \\ \mathcal{A}_2 & \triangleq \int_{t-T}^t e^{-\gamma(\tau-t)} (R \otimes \sigma_a \sigma_a^T) d\tau \\ \mathcal{B}_1 & \triangleq \int_{t-T}^t e^{-\gamma(\tau-t)} (\alpha^2 d \otimes \sigma_d) d\tau \\ \mathcal{B}_2 & \triangleq \int_{t-T}^t e^{-\gamma(\tau-t)} (\alpha^2 \otimes \sigma_d \sigma_d^T) d\tau \\ I_2 & \triangleq \int_{t-T}^t e^{-\gamma(\tau-t)} (z^T Q_1 z) d\tau \end{aligned} \quad (46)$$

$$\hat{W} \triangleq \begin{pmatrix} \hat{W}_c \\ v(\hat{W}_a) \\ v(\hat{W}_d) \end{pmatrix}, \quad \rho \triangleq \begin{pmatrix} \Delta \sigma_c \\ 2\mathcal{A}_1 - 2\mathcal{A}_2 v(\hat{W}_a) \\ -2\mathcal{B}_1 + 2\mathcal{B}_2 v(\hat{W}_d) \end{pmatrix} \quad (47)$$

Now, in order to implement experience replay technique, past data $\{\hat{e}(t_j), m_s(t_j), \rho(t_j), I_2(t_j)\}_{j=1}^N$ is stored in memory stack of

size N . These data that are stored in memory stack are given as,

$$\begin{aligned}\rho(t_j) &\triangleq \begin{pmatrix} \Delta\sigma_c(t_j) \\ 2\mathcal{A}_1(t_j) - 2\mathcal{A}_2(t_j)v(\tilde{W}_a) \\ -2\mathcal{B}_1(t_j) + 2\mathcal{B}_2(t_j)v(\tilde{W}_d) \end{pmatrix} \\ m_s(t_j) &\triangleq \sqrt{1 + \rho^T(t_j)\rho(t_j)} \\ \hat{e}(t_j) &\triangleq \tilde{W}^T \rho(t_j) + v(\tilde{W}_a)^T \mathcal{A}_2(t_j)v(\tilde{W}_a) \\ &\quad - v(\tilde{W}_d)^T \mathcal{B}_2(t_j)v(\tilde{W}_d) + I_2(t_j)\end{aligned}\quad (48)$$

where, $m_s = \sqrt{1 + \rho^T \rho}$. Also in the subsequent analysis, $\rho_j \triangleq \rho(t_j)$, $m_{sj} \triangleq m_s(t_j)$, $\hat{e}_j \triangleq \hat{e}(t_j)$ for $j = 1, 2, 3, \dots, N$.

Similar to (39), continuous-time update law for this case can be written as,

$$\begin{aligned}\dot{\tilde{W}} &= -\frac{\eta}{N+1} \left(\frac{\rho}{m_s^2} |\hat{e}|^{k_1} \hat{e} + \sum_{j=1}^N \left(\frac{\rho_j}{m_{sj}^2} |\hat{e}_j|^{k_1} \hat{e}_j \right) \right. \\ &\quad \left. - K_1 |\hat{e}|^{k_1} \frac{\rho^T}{m_s} \tilde{W} + |\hat{e}|^{k_1} K_2 \tilde{W} - K_1 \sum_{j=1}^N \frac{|\hat{e}_j|^{k_1} \rho_j^T}{m_{sj}} \tilde{W} \right)\end{aligned}\quad (49)$$

It could be observed that certain terms appearing in (49) are defined differently from (39). For instance, $(\hat{e}$ and $\rho)$ appearing in (49) are given by (45) and (47), respectively.

Note that the update law presented above (49), is different from least square-based update law mentioned in [30] and continuous time gradient descent-based update laws mentioned in [18] and [31]. The update law presented in this paper consists of five terms. The first term is directly responsible for reducing the HJI error, while the second term is a representation of its past observations over the memory stack. Also, unlike the constant learning rate in [18] and [31], in this paper the learning rate in (49) is time-varying and considered as a function of the HJI error such that it can accelerate the learning when the HJI error is large and reduce the learning speed when the HJI error becomes small. The next three terms are responsible for providing robustness in achieving small residual set. Moreover, the second and fifth term correspond to the experience replay (ER) of the first and third terms, respectively. Significance of each term in the update law (49) in improving the performance of the tracking controller would be evident in the proof of Theorem 4.1 and its subsequent discussion.

4.2 Stability proof of the update law

Theorem 4.1. *Let \tilde{W} be the estimated parameters for critic, actor and disturbance. Under the Assumptions 1, 2, and that the normalized regressor $\bar{\rho} \triangleq \rho/\sqrt{1 + \rho^T \rho}$ is persistently excited, the update law mentioned in (49) ensures the error in NN weights \tilde{W} to be UUB stable.*

Proof: Let the Lyapunov function candidate be: $L = (1/2)\tilde{W}^T \eta^{-1} \tilde{W}$. In order to prove stability of the update law, the HJI error needs to be expressed as a function of \tilde{W} . In order to accomplish this, using (41) and (45),

$$\hat{e} = \varepsilon_{HJI} - \tilde{W}^T \rho - v(\tilde{W}_a)^T \mathcal{A}_2 v(\tilde{W}_a) + v(\tilde{W}_d)^T \mathcal{B}_2 v(\tilde{W}_d) \quad (50)$$

In subsequent discussion, ε would be equivalently used in place of ε_{HJI} . Differentiating the Lyapunov function,

$$\begin{aligned}\dot{L} &= \tilde{W}^T \eta^{-1} \dot{\tilde{W}} = \frac{g_1}{(N+1)m_s^2} (\tilde{W}^T \rho \varepsilon - \tilde{W}^T \rho \tilde{W}^T \rho \\ &\quad - \tilde{W}^T \rho v(\tilde{W}_a)^T \mathcal{A}_2 v(\tilde{W}_a) + \tilde{W}^T \rho v(\tilde{W}_d)^T \mathcal{B}_2 v(\tilde{W}_d)) \\ &\quad + \frac{1}{N+1} \left(\tilde{W}^T \sum_{j=1}^N \frac{\rho(t_j) g_1(t_j)}{m_s^2(t_j)} - \tilde{W}^T \sum_{j=1}^N \frac{\rho(t_j) \rho(t_j)^T g_1(t_j)}{m_s^2(t_j)} \tilde{W} \right. \\ &\quad \left. - \tilde{W}^T \sum_{j=1}^N \frac{g_1(t_j) \rho(t_j)^T}{m_s^2(t_j)} v(\tilde{W}_a)^T \mathcal{A}_2(t_j) v(\tilde{W}_a) \right. \\ &\quad \left. + \tilde{W}^T \sum_{j=1}^N \frac{\rho(t_j) g_1(t_j)}{m_s^2(t_j)} (v(\tilde{W}_d)^T \mathcal{B}_2(t_j) v(\tilde{W}_d)) \right) \\ &\quad - \frac{1}{N+1} g_1 \tilde{W}^T K_1^T \frac{\rho^T}{m_s} \tilde{W} + \frac{g_1}{N+1} \tilde{W}^T K_1^T \frac{\rho^T}{m_s} \tilde{W} \\ &\quad + \frac{g_1}{N+1} \tilde{W}^T K_2 \tilde{W} - \frac{g_1}{N+1} \tilde{W}^T K_2 \tilde{W} \\ &\quad - \tilde{W}^T K_1 \sum_{j=1}^N \frac{g_1(t_j) \rho(t_j)^T}{m_s(N+1)} \tilde{W} + \tilde{W}^T K_1 \sum_{j=1}^N \frac{g_1(t_j) \rho(t_j)^T}{m_s(N+1)} \tilde{W}\end{aligned}\quad (51)$$

where,

$$g_1 = |\hat{e}|^{k_1}, \quad g_1(t_j) = |\hat{e}_j|^{k_1}, \quad (j = 1, 2, \dots, N) \quad (52)$$

Now, in order to find a bound over \dot{L} , it is required to find bound over terms containing \mathcal{A}_2 and \mathcal{B}_2 (ref. to Eq. (46)). Recall from Assumption 2 that $\|\sigma_a\| \leq b_a$ and $\|\sigma_d\| \leq b_d$. Utilizing properties of matrices (maximum and minimum eigenvalue) and persistent excitation (PE) condition ($\lambda_1 I \leq \int_{t-T}^t \rho \rho^T d\tau \leq \lambda_2 I$, where λ_1, λ_2 are positive constants) on regressor, the bounds over terms containing \mathcal{A}_2 and \mathcal{B}_2 can be derived as,

$$\begin{aligned}v(\tilde{W}_a)(R \otimes \sigma_a \sigma_a^T) v(\tilde{W}_a) &\leq q_1 \|v(\tilde{W}_a)\|^2 \leq q_1 \|\tilde{W}\|^2 \\ v(\tilde{W}_d)(\alpha^2 \otimes \sigma_d \sigma_d^T) v(\tilde{W}_d) &\leq q_2 \|v(\tilde{W}_d)\|^2 \leq q_2 \|\tilde{W}\|^2\end{aligned}\quad (53)$$

where, q_1 and q_2 are the maximum eigenvalues of the matrices given by $(R \otimes \sigma_a \sigma_a^T)$ and $(\alpha^2 \otimes \sigma_d \sigma_d^T)$, respectively. Further, the bound over terms, $v(\tilde{W}_a) \mathcal{A}_2 v(\tilde{W}_a)$ and $v(\tilde{W}_d) \mathcal{B}_2 v(\tilde{W}_d)$ can be derived from (46), (47) and (53) as,

$$\begin{aligned}v(\tilde{W}_a) \mathcal{A}_2 v(\tilde{W}_a) &\leq q_1 \int_{t-T}^t e^{-\gamma(\tau-t)} \|\tilde{W}\|^2 d\tau \\ &\leq \frac{q_1}{\gamma \beta_1} (e^{\gamma T} - 1) \|\tilde{W}^T \bar{\rho}\|^2 = \frac{q_1}{\gamma \beta_1} (e^{\gamma T} - 1) \tilde{W}^T \bar{\rho} \bar{\rho}^T \tilde{W}\end{aligned}\quad (54)$$

$$\begin{aligned}v(\tilde{W}_d) \mathcal{B}_2 v(\tilde{W}_d) &\leq q_2 \int_{t-T}^t e^{-\gamma(\tau-t)} \|\tilde{W}\|^2 d\tau \\ &\leq \frac{q_2}{\gamma \beta_1} (e^{\gamma T} - 1) \|\tilde{W}^T \bar{\rho}\|^2 = \frac{q_2}{\gamma \beta_1} (e^{\gamma T} - 1) \tilde{W}^T \bar{\rho} \bar{\rho}^T \tilde{W}\end{aligned}\quad (55)$$

where, $\beta_1 = \|\rho\|^2$. Using the same PE condition on $\mathcal{A}_2, \mathcal{B}_2$ in ρ , from (47) there exists a constant L_1 such that,

$$\left| \tilde{W}^T \frac{\rho}{m_s^2} \right| \leq L_1 \|\tilde{W}\| \quad (56)$$

Combining (54), (55) and (56),

$$\begin{aligned}\left| \tilde{W}^T \frac{\rho}{m_s^2} v(\tilde{W}_a) \mathcal{A}_2 v(\tilde{W}_a) \right| &\leq L_1 \frac{q_1}{\gamma \beta_1} (e^{\gamma T} - 1) \|\tilde{W}\| \tilde{W}^T \bar{\rho} \bar{\rho}^T \tilde{W} \\ \left| \tilde{W}^T \frac{\rho}{m_s^2} v(\tilde{W}_d) \mathcal{B}_2 v(\tilde{W}_d) \right| &\leq L_1 \frac{q_2}{\gamma \beta_1} (e^{\gamma T} - 1) \|\tilde{W}\| \tilde{W}^T \bar{\rho} \bar{\rho}^T \tilde{W}\end{aligned}\quad (57)$$

where, $\bar{\rho} = \rho/m_s$ and the reinforcement interval T can be selected such that,

$$\begin{aligned} L_1 \frac{q_1}{\gamma \beta_1} (e^{\gamma T} - 1) \|\tilde{W}\| &\leq \varepsilon_{Ta} \\ L_1 \frac{q_2}{\gamma \beta_2} (e^{\gamma T} - 1) \|\tilde{W}\| &\leq \varepsilon_{Td} \end{aligned} \quad (58)$$

where, ε_{Ta} and ε_{Td} are two small positive scalar constants. Therefore, using (58) in (57),

$$\begin{aligned} \left| \tilde{W}^T \frac{\rho}{m_s^2} v(\tilde{W}_a) \mathcal{A}_2 v(\tilde{W}_a) \right| &\leq \varepsilon_{Ta} \tilde{W}^T \bar{\rho} \bar{\rho}^T \tilde{W} \\ \left| \tilde{W}^T \frac{\rho}{m_s^2} v(\tilde{W}_d) \mathcal{B}_2 v(\tilde{W}_d) \right| &\leq \varepsilon_{Td} \tilde{W}^T \bar{\rho} \bar{\rho}^T \tilde{W} \end{aligned} \quad (59)$$

Similarly, their ER versions can be represented as,

$$\begin{aligned} \left| \tilde{W}^T \sum_{j=1}^N \frac{g_{1j} \rho(t_j)}{m_s^2(t_j)} v(\tilde{W}_a) \mathcal{A}_2(t_j) v(\tilde{W}_a) \right| &\leq \varepsilon_{Tsa} \tilde{W}^T \sum_{j=1}^N \bar{\rho}_j \bar{\rho}_j^T \tilde{W} \\ \left| \tilde{W}^T \sum_{j=1}^N \frac{g_{1j} \rho(t_j)}{m_s^2(t_j)} v(\tilde{W}_d) \mathcal{B}_2(t_j) v(\tilde{W}_d) \right| &\leq \varepsilon_{Tsd} \tilde{W}^T \sum_{j=1}^N \bar{\rho}_j \bar{\rho}_j^T \tilde{W} \end{aligned} \quad (60)$$

Now, using (59) and (60), Eq. (51) can be rewritten as:

$$\begin{aligned} \dot{L} &\leq \tilde{W}^T \varepsilon \left(\frac{\rho g_1}{m_s^2(N+1)} + \sum_{j=1}^N \frac{\rho(t_j) g_1(t_j)}{m_s^2(t_j)(N+1)} \right) \\ &\quad - \tilde{W}^T \left(\frac{g_1 \bar{\rho} \bar{\rho}^T}{(N+1)} + \sum_{j=1}^N \frac{g_{1j} \bar{\rho}_j \bar{\rho}_j^T}{(N+1)} \right) \tilde{W} \\ &\quad + \tilde{W}^T \left(\frac{1}{N+1} \varepsilon_{Ta} \bar{\rho} \bar{\rho}^T + \frac{1}{N+1} \varepsilon_{Tsa} \sum_{j=1}^N \bar{\rho}_j \bar{\rho}_j^T \right) \tilde{W} \\ &\quad + \tilde{W}^T \left(\frac{1}{N+1} \varepsilon_{Td} \bar{\rho} \bar{\rho}^T + \frac{1}{N+1} \varepsilon_{Tsd} \sum_{j=1}^N \bar{\rho}_j \bar{\rho}_j^T \right) \tilde{W} \\ &\quad - \frac{1}{N+1} g_1 \tilde{W}^T K_1^T \frac{\rho}{m_s} W + \frac{g_1}{N+1} \tilde{W}^T K_1^T \frac{\rho}{m_s} \tilde{W} \\ &\quad + \frac{g_1}{N+1} \tilde{W}^T K_2 W - \frac{g_1}{N+1} \tilde{W}^T K_2 \tilde{W} \\ &\quad - \tilde{W}^T K_1 \sum_{j=1}^N \frac{g_1(t_j) \rho(t_j)^T}{m_s(N+1)} W + \tilde{W}^T K_1 \sum_{j=1}^N \frac{g_1(t_j) \rho(t_j)^T}{m_s(N+1)} \tilde{W} \end{aligned} \quad (61)$$

After further simplification, (61) can be rendered into the following inequality:

$$\dot{L} \leq \frac{-\mathcal{P}^T M \mathcal{P} + \mathcal{P} \mathcal{N} - \mathcal{P}^T M_{\varepsilon_{Ta}} \mathcal{P} + \mathcal{P}^T M_{\varepsilon_{Td}} \mathcal{P}}{N+1} \quad (62)$$

where,

$$\begin{aligned} \mathcal{P} &\triangleq \left(\tilde{W}^T \bar{\rho}, \tilde{W}, \tilde{W}^T \sum_{j=1}^N \bar{\rho}(t_j) \right)^T \\ M &\triangleq \begin{pmatrix} g_1 & -\frac{g_1 K_1^T}{2} & \sum g_{1j} \\ -\frac{g_1 K_1}{2} & g_1 K_2 & -K_1 \sum \frac{g_{1j}}{2} \\ -\sum g_{1j} & -K_1^T \sum \frac{g_{1j}}{2} & \sum g_{1j} \end{pmatrix} \\ \mathcal{N} &\triangleq \begin{pmatrix} g_1 \varepsilon - g_1 K_1^T W \\ g_1 K_2 W \\ \varepsilon \sum_{j=1}^N g_{1j} - K_1 \sum_{j=1}^N g_{1j} W \end{pmatrix} \end{aligned} \quad (63)$$

$$M_{\varepsilon_{Ta}} \triangleq \begin{pmatrix} \varepsilon_{Ta} & G_1^T & -c_1 \\ -G_1 & 0_{q \times q} & L_1 \\ c_1 & -L_1^T & \varepsilon_{Tsa} \end{pmatrix}; M_{\varepsilon_{Td}} \triangleq \begin{pmatrix} \varepsilon_{Td} & -G_2^T & c_2 \\ G_2 & 0_{q \times q} & -L_2 \\ -c_2 & L_2^T & \varepsilon_{Tsd} \end{pmatrix} \quad (64)$$

where, $K_1 \in \mathbb{R}^q$ and $K_2 \in \mathbb{R}^{q \times q}$ and q being the dimension of the composite regressor vector ρ (see (47)). Also, $G_1, G_2 \in \mathbb{R}^q$, $c_1, c_2 \in \mathbb{R}$, $L_1, L_2 \in \mathbb{R}^q$ are constants used in (64).

Proposition 1. Let $x \in \mathbb{R}^n$ and $M \in \mathbb{R}^{n \times n}$ be any square matrix, then, $\lambda_{\min}(\frac{M+M^T}{2}) \|x\|^2 \leq x^T M x \leq \lambda_{\max}(\frac{M+M^T}{2}) \|x\|^2$. Where, $\lambda_{\min}(\cdot)$ and $\lambda_{\max}(\cdot)$ denote the minimum and maximum eigen values of corresponding matrices, respectively.

Proof: The proof of this proposition is provided in Lemma 7.1 in Section 7. \square

Using Proposition 1, (62) can be simplified into:

$$\begin{aligned} \dot{L} &\leq (-\lambda_{\min}(M') \|\mathcal{P}\|^2 + b_N \|\mathcal{P}\| - \lambda_{\min}(M'_{\varepsilon_{Ta}}) \|\mathcal{P}\|^2 \\ &\quad + \lambda_{\max}(M'_{\varepsilon_{Td}}) \|\mathcal{P}\|^2) / (N+1) \end{aligned} \quad (65)$$

where, b_N is the maximum value of norm of \mathcal{N} , i.e., $\|\mathcal{N}\| \leq b_N$ and is expressed using (63) and Assumptions 2 as,

$$\begin{aligned} b_N &= \left((g_1 \varepsilon - g_1 \|K_1\| \|W\|)^2 + (g_1 \|K_2\| \|W\|)^2 + \dots \right. \\ &\quad \left. (\varepsilon \sum_{j=1}^N g_{1j} - K_1 \sum_{j=1}^N g_{1j} \|W\|)^2 \right)^{\frac{1}{2}} \end{aligned} \quad (66)$$

Note that in (65), following substitutions were made,

$$\begin{aligned} M'_{\varepsilon_{Ta}} &\triangleq \frac{M_{\varepsilon_{Ta}} + M_{\varepsilon_{Ta}}^T}{2}, M'_{\varepsilon_{Td}} \triangleq \frac{M_{\varepsilon_{Td}} + M_{\varepsilon_{Td}}^T}{2} \\ M' &\triangleq \frac{M + M^T}{2} \end{aligned} \quad (67)$$

From (65), in order to ensure negative definiteness of \dot{L} , the following inequality should hold:

$$\begin{aligned} \|\mathcal{P}\| &> \frac{b_N}{\lambda_{\min}(M') + \lambda_{\min}(M'_{\varepsilon_{Ta}}) - \lambda_{\max}(M'_{\varepsilon_{Td}})} \\ \implies \dot{L} &< 0 \end{aligned} \quad (68)$$

From the definition of \mathcal{P} as mentioned in (63),

$$\|\mathcal{P}\| \leq \|\tilde{W}\| \sqrt{1 + \|\bar{\rho}_M\|^2 + \left\| \sum_{j=1}^N \bar{\rho}_M(t_j) \right\|^2} \quad (69)$$

The right hand side of (69) will be represented as,

$$\mathcal{S} \triangleq \sqrt{1 + \|\bar{\rho}_M\|^2 + \left\| \sum_{j=1}^N \bar{\rho}_M(t_j) \right\|^2} \quad (70)$$

From (68), (69) and (70) the UUB set for error in NN weights is obtained as,

$$\|\tilde{W}\| > \frac{b_N}{\mathcal{S}(\lambda_{\min}(M') + \lambda_{\min}(M'_{\varepsilon_{Ta}}) - \lambda_{\max}(M'_{\varepsilon_{Td}}))} \quad (71)$$

Thus, from (68), (69) and (71), under the NN parameter update law (49), the error in NN weights are guaranteed to decrease outside the

residual ball given as,

$$\Omega_{\tilde{W}} = \left\{ \tilde{W} : \|\tilde{W}\| \leq \frac{b_N}{\mathcal{S}(\lambda_{\min}(M') + \lambda_{\min}(M'_{\varepsilon_{Ta}}) - \lambda_{\max}(M'_{\varepsilon_{Td}}))} \right\} \quad (72)$$

This concludes the stability proof of the continuous-time update mechanism. \square

4.3 Discussion on the presented update law

Note that the update law presented in (49) is different from the gradient descent-based update laws of [18] and [31] and least square-based one presented in [30] in several ways. First of all, being a continuous-time update law based on gradient descent, it is more sensitive to variations in plant dynamics than least square-based update mechanism in [30]. Secondly, unlike [18], it utilizes H_∞ framework for disturbance rejection as well. While [31] utilized H_∞ framework for their tracking controller, their gradient descent had only constant learning rate and lacked ER and robust terms to further shrink the size of the residual set. The prime novelties of the update law (49) are the use of variable gain gradient descent and incorporation of robust terms i.e., the last three terms in (49). These help in improving the performance of the final learnt control policies to track a given reference trajectory.

From Theorem 4.1 it is evident that $\|\tilde{W}\|$ decreases in the stable region, i.e., where \dot{L} is negative definite. This results in estimated NN weights, i.e., \tilde{W} getting closer to ideal NN weights W , which in turn implies that the HJI error (52) is decreasing in the stable region. Now, note that the numerator in the right hand side (RHS) of (72) i.e. b_N is a function of $g_1 = |\hat{e}|^{k_1}$ and $g_{1j} = |\hat{e}(t_j)|^{k_1}$ (see (66)), which implies that the size of the ball (72) shrinks due to decreasing g_1 and g_{1j} .

Thus, b_N encapsulates the effect of variable gain gradient descent in Off-Policy parameter update law. Further, the variable gain in gradient descent, i.e., $|\hat{e}|^{k_1}$ and $|\hat{e}_j|^{k_1}, j = 1, 2, \dots, N$ scale the learning rate based on instantaneous and past values of HJI error, respectively, where the constant $k_1 \geq 0$ governs the amount of scaling in the learning of gradient descent. These terms increase the learning rate when the HJI error is large and slow it down as the HJI error becomes smaller in magnitude. So, the actual learning rate becomes, $l = \eta |\hat{e}|^{k_1}$. Note that if the $|\hat{e}| \leq 1$, then $l \leq \eta$ for all $k_1 \geq 0$. However, if $|\hat{e}| \geq 1$, then $l \geq \eta$ for all $k_1 \geq 0$.

Furthermore, the gains K_1 and K_2 in the robust term of the adaptation law (49) can be selected, so as to have a large $\lambda_{\min}((M + M^T)/2)$ (ref. to (63)), which in turn leads to a smaller ball (ref. to (72)) and hence a tighter residual set for \tilde{W} . With these novel modifications, the variable gain gradient descent-based Off-policy update law presented in this paper yields a much tighter residual set for \tilde{W} and hence improved tracking performance.

5 Simulation Results

In order to evaluate the performance of update law proposed in this paper, two applications are considered for simulation studies in this section.

- Nonlinear system [18] in subsection 5.1
- Linearized F16 Model [30] in subsection 5.2

5.1 A Nonlinear System

Dynamics of a nonlinear system is considered from [18] and is described as,

$$\begin{aligned} \dot{x}_1 &= -\sin x_1 + x_2 \\ \dot{x}_2 &= -x_1^3 + u + d \\ y &= x_1 \end{aligned} \quad (73)$$

where, disturbance affecting the system is given as $d = .1e^{-.1t} \sin .1t$. The reference system is considered as [18],

$$\dot{x}_d = \begin{pmatrix} 0 & 0.3 \\ -0.3 & 0 \end{pmatrix} \begin{pmatrix} 0.1 \sin(0.3t) \\ 0.1 \sin(0.3t) \end{pmatrix} \quad (74)$$

The penalty on states as appearing in (13), i.e., Q_1 is chosen to be:

$$Q_1 = \begin{pmatrix} \text{diag}(217, 0) & 0 \\ 0 & 0 \end{pmatrix} \quad (75)$$

Here, x_{d1} is the desired trajectory for the output $y = x_1$. The initial state of the system is $(.5; .5)$. The regressor vectors for critic, actor and disturbance NNs are chosen as :

$$\begin{aligned} \sigma_c &= (z_1^2, z_2^2, z_3^2, z_4^2, z_1 z_2, z_1 z_3, z_1 z_4, z_2 z_3, z_2 z_4, z_3 z_4) \\ \sigma_a &= (z_1, z_2, z_3, z_4) \\ \sigma_d &= (z_1^2, z_2^2, z_1 z_3, z_1 z_4, z_1 z_2) \end{aligned} \quad (76)$$

where, $z = (e^T, x_d^T)^T \in \mathbb{R}^4$ and z_i is individual component of z . The constant part of the learning rate for both the cases is selected to be, $\eta = 2998$, the size of memory stack, i.e., N for experience replay technique is chosen to be 20. The level of attenuation α is chosen to be 0.01. The value of reinforcement interval should be selected as small as possible in order to preserve the relationship between Bellman equation and IRL equation (refer to section 3.1). Here, the reinforcement interval T is selected as 0.001s. All the NN weights are initialized to 0. Also, note that in order to yield tighter residual set, $\lambda_{\min}(M')$ in the denominator of RHS of (72) needs to be large, which could be made possible by selecting the gains in robust term K_1 and K_2 with high norms. However, it should also be noted that since norms of both K_1 and K_2 appear in numerator of RHS of (72) too. Hence, gains K_1 and K_2 cannot be selected with very high norms. For ease in the simulation study, K_1 and K_2 are both selected as 0_q and $(0_{q \times q})$ (for both the cases), where q is the dimension of composite regressor vector ρ (refer to (47)), i.e., $q = 19$. At first, an exploratory control policy is fired into the system, and the system is allowed to explore the state space. The exploratory control signal considered has the form, $n(t) = 2e^{-0.009t} (\sin(11.9t)^2 \cos(19.5t) + \sin(2.2t)^2 \cos(5.8t) + \sin(1.2t)^2 \cos(9.5t) + \sin(2.4t)^5)$ similar to the one mentioned in [22]. When critic, actor and disturbance NN weights have converged, the exploration is stopped and learnt policies are executed to the system as shown in Fig. 1.

5.1.1 Without variable gain gradient descent scheme: Simulation results for the update law (49) without variable gain gradient descent on the nonlinear system considered above (73) are shown in Fig. 2. For this, the exponent in variable gain term, i.e., k_1 was chosen to be 0, leading to just the constant learning speed (see (49)) in the online training of the NN weights. Note that with $k_1 = 0$ and K_1, K_2 being zero vector and matrix, the update law (49) resembles the update law mentioned in [18]. The difference between (49) and the update law of [18] arises from the inclusion of disturbance rejection (via the regressor term ρ) in (49). The NN weights corresponding to critic, actor and disturbance are shown to converge in finite amount of time in Figs. 2a, 2b, and 2c, respectively. The final learnt control policy due to the converged weights of critic, actor and disturbance NNs is depicted in Fig. 2d. The tracking error by the learnt policies resulting out of the constant learning rate-based update law is shown to become small in finite time as depicted in Figs. 2e and 2f. However, It can be observed that there still exists small steady state error in tracking performance (see Fig. 2e).

5.1.2 With variable gain gradient descent scheme: Variable gain gradient descent-based update law (49) is validated on the nonlinear system (73) in Fig. 3. Here, the exponent in variable gain term, i.e., (k_1) is chosen to be 0.145. All other parameters are kept same. NN weights of critic, actor and disturbance NNs converge very close

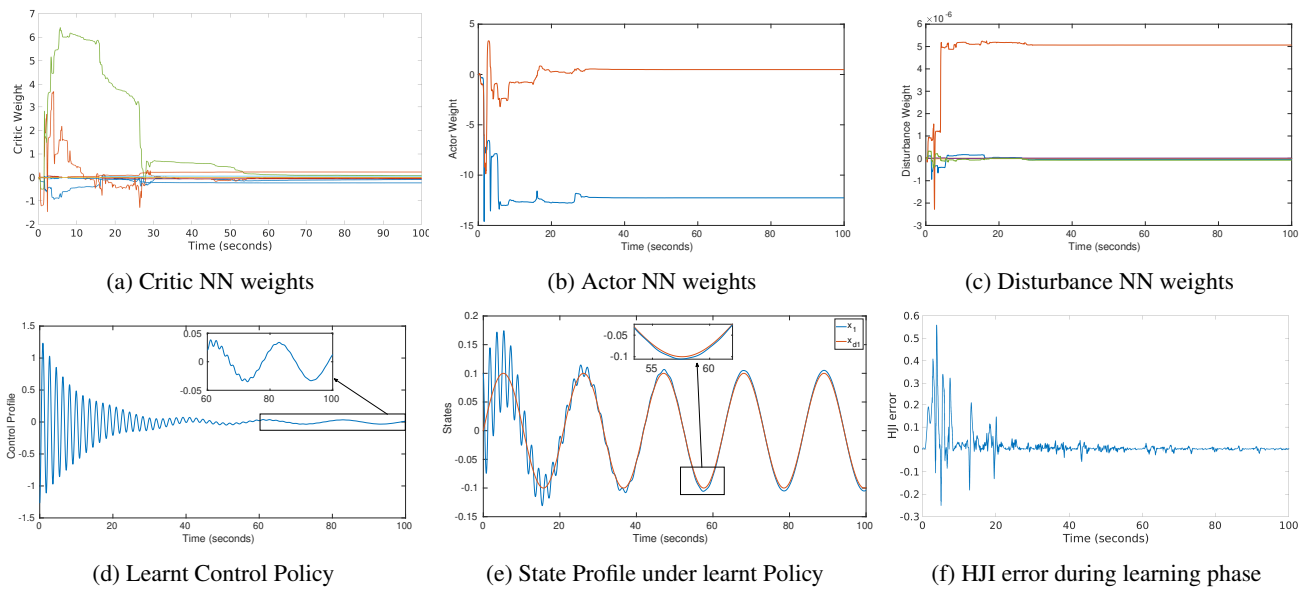


Fig. 2: Online training of NN weights and state and control profile without variable gain gradient descent

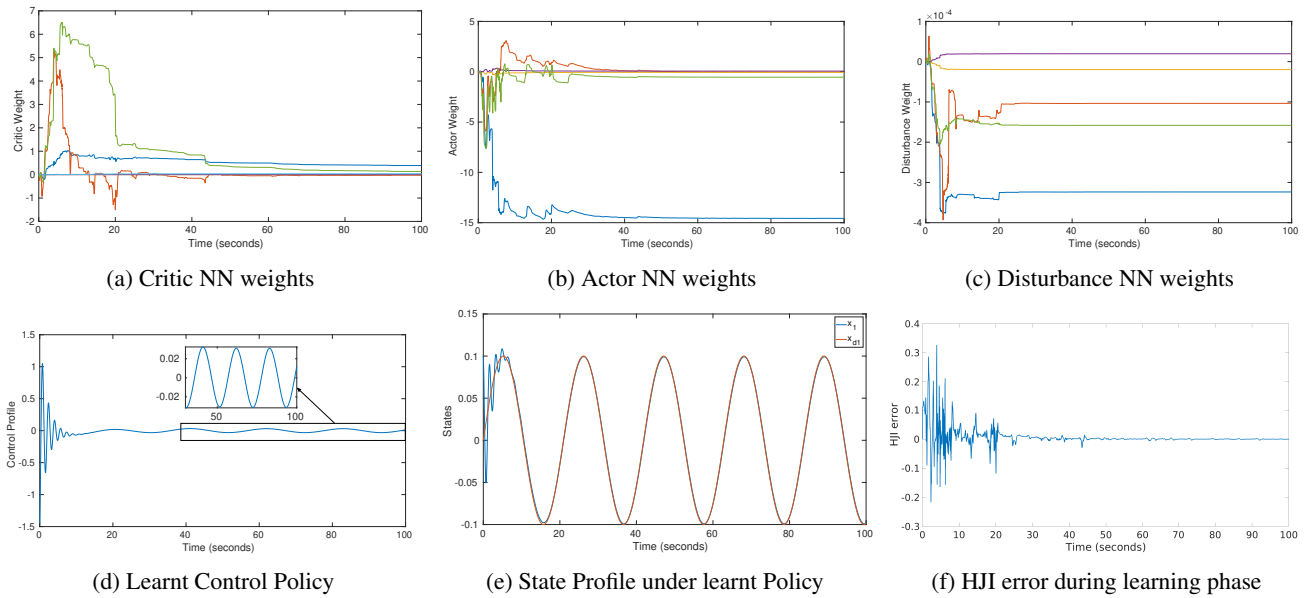


Fig. 3: Online training of NN weights and state and control profile with variable gain gradient descent

to their ideal values in a finite amount of time as can be seen in Figs. 3a, 3b and 3c, respectively. The learnt control policy arising out of the converged NN weight is depicted in Fig. 3d. It is able to track the reference trajectory with high accuracy in finite amount of time as evident from Figs. 3e. The HJI error profile during the learning phase is depicted in Fig. 3f and it can be seen that $|\hat{e}| \leq 1$ during the learning phase.

Note that the oscillations in learnt control policies (see Fig. 2d) are more and persist for longer duration in the case when constant learning rate was used as compared to the case when variable gain gradient descent (Fig. 3d) is utilized. This in turn leads to an oscillatory tracking performance (Fig. 2e) in the transient phase with steady state error for the case with constant learning speed. On the other hand, the final learnt policies arising out of variable gain gradient descent-based update law leads to very less oscillations and almost no steady state error (Fig. 3e). All this is possible because, the variable gain gradient descent-based update law leads to a much tighter residual set for \bar{W} . This implies that the control policies resulting out of variable gain gradient descent-based update law are closer to the ideal optimal controller than the policies due to just the constant learning rate gradient descent-based update laws. It could also be noted from Figs. 2f and 3f that the HJI error is within the $[-1, 1]$, and since variable gain gradient descent uses a learning rate that is function of instantaneous HJI error, for our problem set, the presence of term $g_1 = |\hat{e}|^{k_1}$ actually reduces the learning rate. This is also the reason why in this case, the convergence time of Fig. 3a is slightly longer than Fig. 2a. However, when HJB or HJI error is large, the variable gain gradient descent-based update law leads to faster convergence of NN weights as can be observed in [34].

5.2 Linearized F16 Model

In this section, the tracking performance of the update law developed in this paper (49) would be studied on the following linearized dynamics model of F16 fighter aircraft [30].

$$\dot{x} = Ax + Bu + Dd \quad (77)$$

where,

$$A = \begin{pmatrix} -1.01887 & .90506 & -.00215 \\ .82225 & -1.07741 & -.17555 \\ 0 & 0 & -1 \end{pmatrix}, B = \begin{pmatrix} 0 \\ 0 \\ 5 \end{pmatrix}, D = \begin{pmatrix} 1 \\ 0 \\ 0 \end{pmatrix} \quad (78)$$

The state vector $x = [\alpha, q, \delta_e]^T$, where α is angle of attack, q is the pitch rate and δ_e is the elevator deflection. The control input is the voltage signal to the elevators and disturbance is caused by the wind gust to the angle of attack. It is required to track reference angle of attack. For this, the augmented dynamics of $z = [e^T, x_d^T]^T$ is given as,

$$\dot{z} = A_1 z + B_1 u + D_1 d \quad (79)$$

where,

$$A_1 = \begin{pmatrix} A \\ 0_{3 \times 3} \end{pmatrix}, B_1 = \begin{pmatrix} B \\ 0_{3 \times 1} \end{pmatrix}, D_1 = \begin{pmatrix} D \\ 0_{3 \times 1} \end{pmatrix} \quad (80)$$

The problem set-up in this section is considered in line with that in [30], where the same problem was considered using least-square-based update law. The disturbance is assumed to have the form, $d = .1e^{-.1t} \sin(.1t)$. Reinforcement interval $T = .001s$ and $R = 1$, $Q = \text{diag}([9.9, 0, 0, 0, 0, 0])$. Discount factor $\gamma = .25$ was chosen for simulation. In the simulation, the desired value of output was $\alpha_d = 1.5$ for first 30s and then was subsequently changed to $\alpha_d = 2.2$ thereafter. The constant part of the learning rate is selected as $\eta = 209.1$ with variable gain exponent k_1 in $|\hat{e}|^{k_1}$ as $k_1 = .2$.

The regressor vectors for critic, actor and disturbance NNs were chosen to be,

$$\begin{aligned} \sigma_c &= \begin{pmatrix} z_1 z_2, z_1 z_3, z_1 z_4, z_1 z_5, z_1 z_6, z_2 z_3, z_2 z_4, z_2 z_5, z_2 z_6, z_3 z_4, \dots \\ \dots z_3 z_5, z_3 z_6, z_4 z_5, z_4 z_6, z_5 z_6 \end{pmatrix}^T \\ \sigma_a &= (z_1, z_2, z_3, z_4, z_5, z_6)^T \\ \sigma_d &= (z_1, z_2, z_3, z_4, z_5, z_6, z_1 z_2, z_1 z_3, z_1 z_4, z_1 z_5, z_1 z_6)^T \end{aligned} \quad (81)$$

The exploratory control policy used during the learning phase is given by $n_1(t) = 2e^{(-.009t)}(\sin(t)^2 \cos(t) + \sin(3t)^4 \cos(1.5t) + \sin(9t)^2 \cos(8.4t) + \sin(3.9t) \cos(2.9t) \sin(19t) + \sin(11.9t) \cos(5.3t)^2 + \sin(12t) \cos(2.5t)^4 + \sin(15t) \cos(1.62t)^2)$

Note from Figs. 4a, 4b, 4c that the NN weights converge close to their ideal values in finite amount of time. For this example, in this paper, disturbance attenuation factor is chosen to be $\alpha = 1.3$, whereas in [30] this factor was $\alpha = 10$. The update law presented in this paper is able to yield optimal policies even under higher degree of disturbance attenuation. As it can be clearly seen that the final learnt policy (see Fig. 4d) is able to track the set point with high accuracy as is evident from Fig. 4e. Contrary to the tracking results presented in [30] for the same problem set-up, the tracking performance by the presented update law here is devoid of any peak overshoot (refer to Fig. 4 of [30] and Fig. 4e in this paper).

Overall, the variable gain gradient descent-based continuous time update law consisting of ER and robust terms lead to much better tracking performance even in the presence of disturbance, which justifies the tighter UUB set proved in Theorem 4.1.

6 Conclusion

A continuous time neural network (NN) parameter update law driven by variable gain gradient descent, experience replay technique and robust terms for model-free H_∞ optimal tracking control problem of continuous time nonlinear system has been presented in this paper. Integral reinforcement learning (IRL) has been leveraged in policy iteration framework in this paper. Incorporation of IRL obviates the requirement of drift dynamics in policy evaluation stage, while usage of actor and disturbance NNs to approximate control and disturbance policies obviates the requirement of control coupling dynamics and disturbance dynamics in policy improvement stage. Variable gain gradient descent increases the learning rate when HJI error is large and it dampens the learning rate when HJI error becomes smaller. It also results in smaller residual set over which the errors in NN weights converge to. Besides this, the ER term and robust terms in the update law help in further shrinking the size of the residual set on which the error in NN weights finally converge to. This results in an improved learnt control policy, sufficiently close to the ideal optimal controller, leading to highly accurate tracking performance.

7 Appendices

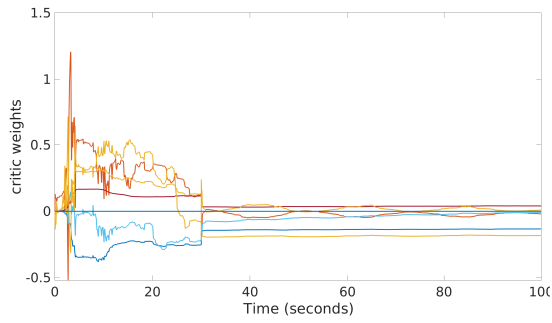
Lemma 7.1. Let $x \in \mathbb{R}^n$ and $M \in \mathbb{R}^{n \times n}$ be any square matrix, then, $\lambda_{\min}(\frac{M+M^T}{2})\|x\|^2 \leq x^T M x \leq \lambda_{\max}(\frac{M+M^T}{2})\|x\|^2$.

Proof:

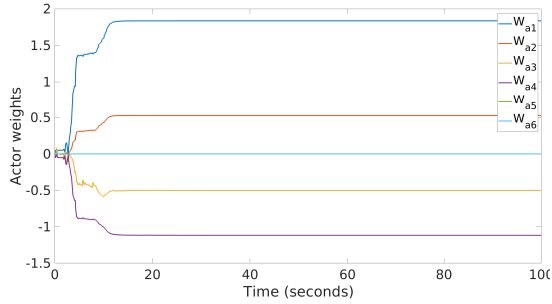
$$x^T M x = x^T \left(\frac{M+M^T}{2} + \frac{M-M^T}{2} \right) x \quad (82)$$

RHS of above equation can be rewritten as:

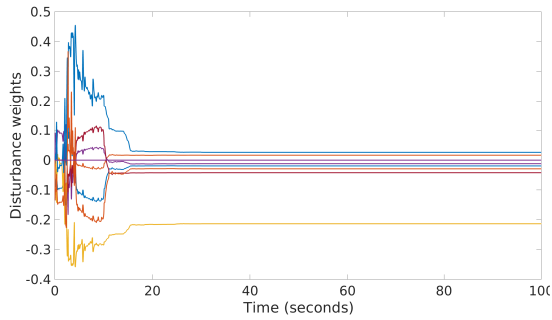
$$\begin{aligned} x^T M x &= x^T \left(\frac{M+M^T}{2} \right) x + .5x^T M x - .5x^T M^T x \\ &= x^T \left(\frac{M+M^T}{2} \right) x + .5x^T M x - .5(x^T M x)^T \end{aligned} \quad (83)$$



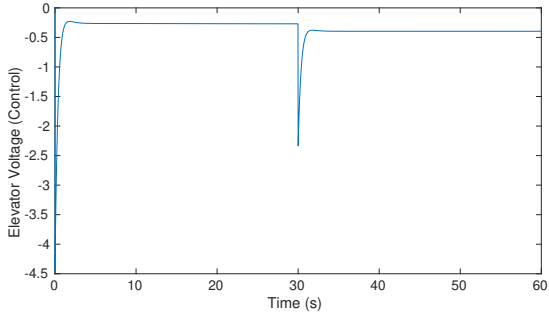
(a) Critic NN Weights for F16 model



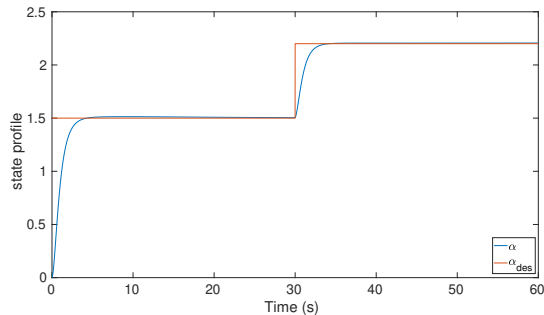
(b) Actor NN Weight for F16 model



(c) Disturbance NN Weights for F16 model



(d) Optimal control policy for F16 model



(e) Angle of attack profile under optimal policies

Fig. 4: Set point tracking with Variable Gain Gradient Descent for F16 model

Therefore,

$$x^T M x = x^T \left(\frac{M + M^T}{2} \right) x \quad (84)$$

Using (84),

$$\lambda_{\min} \left(\frac{M + M^T}{2} \right) \|x\|^2 \leq x^T M x \leq \lambda_{\max} \left(\frac{M + M^T}{2} \right) \|x\|^2 \quad (85)$$

□

8 References

- [1] Sutton, R.S., Barto, A.G., et al.: 'Introduction to reinforcement learning'. vol. 2. (MIT press Cambridge, 1998)
- [2] Lewis, F.L. and Liu, D.: 'Reinforcement learning and approximate dynamic programming for feedback control'. vol. 17. (John Wiley & Sons, 2013)
- [3] Powell, W.B.: 'Approximate Dynamic Programming: Solving the curses of dimensionality'. vol. 703. (John Wiley & Sons, 2007)
- [4] Zhang, H., Liu, D., Luo, Y. and Wang, D.: 'Adaptive dynamic programming for control: algorithms and stability'. (Springer Science & Business Media, 2012)
- [5] Murray, J.J., Cox, C.J., Lendaris, G.G. and Saeks, R.: 'Adaptive dynamic programming', *IEEE Transactions on Systems, Man, and Cybernetics, Part C*, 2002, **32**, (2), pp. 140–153
- [6] Abu.Khalaf, M. and Lewis, F.L.: 'Nearly optimal control laws for nonlinear systems with saturating actuators using a neural network hjb approach', *Automatica*, 2005, **41**, (5), pp. 779–791
- [7] Li, H. and Liu, D.: 'Optimal control for discrete-time affine non-linear systems using general value iteration', *IET Control Theory & Applications*, 2012, **6**, (18), pp. 2725–2736
- [8] Yang, X., Liu, D. and Wei, Q.: 'Online approximate optimal control for affine non-linear systems with unknown internal dynamics using adaptive dynamic programming', *IET Control Theory & Applications*, 2014, **8**, (16), pp. 1676–1688
- [9] Zhao, D. and Zhu, Y.: 'Near-optimal online reinforcement learning algorithm for continuous deterministic systems', *IEEE transactions on neural networks and learning systems*, 2014, **26**, (2), pp. 346–356
- [10] Zhu, Y., Zhao, D. and Liu, D.: 'Convergence analysis and application of fuzzy-hdp for nonlinear discrete-time hjb systems', *Neurocomputing*, 2015, **149**, pp. 124–131
- [11] Bhasin, S., Kamalapurkar, R., Johnson, M., Vamvoudakis, K.G., Lewis, F.L. and Dixon, W.E.: 'A novel actor-critic-identifier architecture for approximate optimal control of uncertain nonlinear systems', *Automatica*, 2013, **49**, (1), pp. 82–92
- [12] Park, Y.M., Choi, M.S. and Lee, K.Y.: 'An optimal tracking neuro-controller for nonlinear dynamic systems', *IEEE Transactions on Neural Networks*, 1996, **7**, (5), pp. 1099–1110
- [13] Toussaint, G.J., Basar, T. and Bullo, F.: ' H_∞ -optimal tracking control techniques for nonlinear underactuated systems'. Proceedings of the 39th IEEE Conference on Decision and Control (Cat. No. 00CH37187), vol. 3, 2000, pp. 2078–2083
- [14] Alameda.Hernandez, E., Blanco, D., Ruiz, D. and Carrion, M.: 'Optimal tracking of time-varying systems with the overdetermined recursive instrumental variable algorithm', *IET Control Theory & Applications*, 2007, **1**, (1), pp. 291–297
- [15] Zhang, H., Cui, L., Zhang, X. and Luo, Y.: 'Data-driven robust approximate optimal tracking control for unknown general nonlinear systems using adaptive dynamic programming method', *IEEE Transactions on Neural Networks*, 2011, **22**, (12), pp. 2226–2236
- [16] Modares, H. and Lewis, F.L.: 'Optimal tracking control of nonlinear partially-unknown constrained-input systems using integral reinforcement learning', *Automatica*, 2014, **50**, (7), pp. 1780–1792
- [17] Kiumarsi, B., Lewis, F.L., Modares, H., Karimpour, A. and Naghibi.Sistani, M.B.: 'Reinforcement q-learning for optimal tracking control of linear discrete-time systems with unknown dynamics', *Automatica*, 2014, **50**, (4), pp. 1167–1175
- [18] Zhu, Y., Zhao, D. and Li, X.: 'Using reinforcement learning techniques to solve continuous-time non-linear optimal tracking problem without system dynamics', *IET Control Theory & Applications*, 2016, **10**, (12), pp. 1339–1347
- [19] Vrabie, D., Pastravanu, O., Abu.Khalaf, M. and Lewis, F.L.: 'Adaptive optimal control for continuous-time linear systems based on policy iteration', *Automatica*, 2009, **45**, (2), pp. 477–484
- [20] Jiang, Y. and Jiang, Z.P.: 'Computational adaptive optimal control for continuous-time linear systems with completely unknown dynamics', *Automatica*, 2012, **48**, (10), pp. 2699–2704
- [21] Luo, B., Wu, H.N., Huang, T. and Liu, D.: 'Data-based approximate policy iteration for nonlinear continuous-time optimal control design', *arXiv preprint arXiv:13110396*, 2013,
- [22] Vamvoudakis, K.G., Vrabie, D. and Lewis, F.L.: 'Online adaptive algorithm for optimal control with integral reinforcement learning', *International Journal of Robust and Nonlinear Control*, 2014, **24**, (17), pp. 2686–2710
- [23] Abu.Khalaf, M., Lewis, F.L. and Huang, J.: 'Neurodynamic programming and zero-sum games for constrained control systems', *IEEE Transactions on Neural Networks*, 2008, **19**, (7), pp. 1243–1252
- [24] Zhang, H., Wei, Q. and Liu, D.: 'An iterative adaptive dynamic programming method for solving a class of nonlinear zero-sum differential games', *Automatica*, 2011, **47**, (1), pp. 207–214
- [25] Vamvoudakis, K.G. and Lewis, F.L.: 'Online solution of nonlinear two-player zero-sum games using synchronous policy iteration', *International Journal of Robust and Nonlinear Control*, 2012, **22**, (13), pp. 1460–1483

- [26] Vamvoudakis, K.G. and Lewis, F.L.: 'Online gaming: Real time solution of nonlinear two-player zero-sum games using synchronous policy iteration'. In: *Advances in Reinforcement Learning*. (IntechOpen, 2011).
- [27] Modares, H., Lewis, F.L. and Sistani, M.B.N.: 'Online solution of nonquadratic two-player zero-sum games arising in the h_∞ control of constrained input systems', *International Journal of Adaptive Control and Signal Processing*, 2014, **28**, (3-5), pp. 232–254
- [28] Vrabie, D. and Lewis, F.: 'Adaptive dynamic programming for online solution of a zero-sum differential game', *Journal of Control Theory and Applications*, 2011, **9**, (3), pp. 353–360
- [29] Luo, B., Wu, H.N. and Huang, T.: 'Off-policy reinforcement learning for H_{∞} control design', *IEEE transactions on cybernetics*, 2014, **45**, (1), pp. 65–76
- [30] Modares, H., Lewis, F.L. and Jiang, Z.P.: ' H_{∞} tracking control of completely unknown continuous-time systems via off-policy reinforcement learning', *IEEE transactions on neural networks and learning systems*, 2015, **26**, (10), pp. 2550–2562
- [31] Zhang, H., Cui, X., Luo, Y. and Jiang, H.: 'Finite-horizon H_{∞} tracking control for unknown nonlinear systems with saturating actuators', *IEEE transactions on neural networks and learning systems*, 2017, **29**, (4), pp. 1200–1212
- [32] Liu, D., Yang, X., Wang, D. and Wei, Q.: 'Reinforcement-learning-based robust controller design for continuous-time uncertain nonlinear systems subject to input constraints', *IEEE transactions on cybernetics*, 2015, **45**, (7), pp. 1372–1385
- [33] Başar, T. and Bernhard, P.: ' H_{∞} optimal control and related minimax design problems: a dynamic game approach'. (Springer Science & Business Media, 2008)
- [34] Mishra, A. and Ghosh, S.: 'Variable gain gradient descent-based reinforcement learning for robust optimal tracking control of uncertain nonlinear system with input-constraints', *arXiv preprint arXiv:191104157*, 2019.
- [35] Modares, H., Lewis, F.L. and Naghibi-Sistani, M.B.: 'Adaptive optimal control of unknown constrained-input systems using policy iteration and neural networks', *IEEE Transactions on Neural Networks and Learning Systems*, 2013, **24**, (10), pp. 1513–1525