

On the linear stability of anisotropic pressure equilibria with field-aligned incompressible flow

A. EVANGELIAS¹
AND G. N. THROUMOULOPOULOS¹

¹Department of Physics, University of Ioannina, Section of Astrogeophysics,
GR 451 10 Ioannina, Greece

Emails: aevag@cc.uoi.gr, gthroum@uoi.gr

ABSTRACT

We derive a sufficient condition for the linear stability of plasma equilibria with incompressible flow parallel to the magnetic field, \mathbf{B} , constant mass density and anisotropic pressure such that the quantity $\sigma_d = \mu_0(P_{\parallel} - P_{\perp})/B^2$, where P_{\parallel} (P_{\perp}) is the pressure tensor element parallel (perpendicular) to \mathbf{B} , remains constant. This condition is applicable to any steady state without geometrical restriction. The condition, generalising the respective condition for MHD equilibria with isotropic pressure and constant density derived in Throumoulopoulos & Tasso (2007), involves physically interpretable terms related to the magnetic shear, the flow shear and the variation of total pressure perpendicular to the magnetic surfaces. On the basis of this condition we prove that if a given equilibrium is linearly stable, then the ones resulting from the application of Bogoyavlenskij symmetry transformations are linearly stable too, provided that a parameter involved in those transformations is positive. In addition, we examine the impact of pressure anisotropy, flow, and torsion of a helical magnetic axis, for a specific class of analytic equilibria. In this case we find that the pressure anisotropy and the flow may have either stabilising or destabilising effects. Also, helical configurations with small torsion and large pitch seem to have more favorable stability properties.

1. Introduction

For favorable confinement the equilibrium states of fusion plasmas are desirable to be stable and therefore their stability study is of great importance. Such low entropy states are susceptible to numerous instabilities as strong ideal pressure and current driven modes, resistive instabilities often associated with magnetic reconnection, and kinetic micro-instabilities which occur when the distribution functions depart from Maxwellians. Also, certain instabilities are a source of turbulence, which can drive transport. Investigation of macro-instabilities is usually performed within the framework of the ideal magnetohydrodynamics (MHD), since this model is a good approximation in describing the plasma as a macroscopic fluid and capturing most of the physics of the force balance.

There are two main methods for studying MHD stability: first, for small perturbations from the equilibrium, linear stability is examined by the normal mode analysis which can calculate the perturbation growth rate and second, the use of variational principles, involving perturbations of arbitrary amplitude and therefore covering the nonlinear regime, in connection with the sign of the perturbation potential energy. For static equi-

libria Bernstein *et al.* (1958) have derived a well known Energy Principle which provides necessary and sufficient conditions for linear stability.

It is also known that plasma flows in magnetic confinement devices, either induced by external heating sources such as electromagnetic waves and neutral beams or developed intrinsically, play an important role in the formation of transport barriers and the transitions to improved confinement regimes, as the L-H transition. In the presence of flow, however, the problem of stability becomes much tougher because of the anti-hermician convective flow term in the momentum equation. As a result, only sufficient conditions for the linear stability of stationary equilibria were previously obtained: Frieman & Rotenberg (1960); Vladimirov & Ilin (1998); Ilin & Vladimirov (2004); Hameiri (1998); Throumoulopoulos & Tasso (2007). Particularly, in connection with the present study, the derivation of a sufficient condition for the linear stability of ideal MHD equilibria and plasmas of constant density, isotropic pressure and incompressible flow parallel to the magnetic field, was initiated in Vladimirov & Ilin (1998), Ilin & Vladimirov (2004) and completed in Throumoulopoulos & Tasso (2007). A key element to obtain this condition is that the pressure perturbation remains arbitrary, that is, there is no need to express that perturbation in terms of the Lagrangian displacement vector.

Also, in high temperature plasmas the collision time is so long that collisions can be neglected. Owing to the low collision frequency, a high temperature plasma remains for long anisotropic, once anisotropy is induced, e.g. by external heating sources. Macroscopic equations for a collisionless plasma with pressure anisotropy have been derived in Chew *et al.* (1956). A detailed review of the anisotropic Chew-Goldberger-Low (CGL) model as well as of other collisionless fluid models is provided in Hunana *et al.* (2019). Pressure anisotropy is usually responsible for various instabilities, such as the fire-hose and the mirror instability. Therefore, investigation of the stability properties of anisotropic plasmas, either static or stationary, is also a significant objective.

In the present work we derive a sufficient condition for the linear stability of equilibria with field-aligned incompressible flows associated with plasmas of constant density and constant anisotropy function, σ_d , working along the same lines as in Throumoulopoulos & Tasso (2007). Then, we examine the stability properties of such kind of anisotropic equilibria. Specifically, in §2 we present the basic dynamical MHD equations with anisotropic pressure and their equilibrium counterparts, while in §3 we linearise the time dependent equations for small perturbations around the equilibrium quantities, and obtain a pertinent functional of the perturbation potential energy. In §4 the sufficient condition is obtained in the presence of pressure anisotropy, which generalises the one of Throumoulopoulos & Tasso (2007) being valid for isotropic pressure. To derive that condition it is also important that the perturbation of the effective pressure, $\mathcal{P} = (P_{\parallel} + P_{\perp})/2$, remains arbitrary. Furthermore, in §5 we show that whenever a given equilibrium is linearly stable, then all families of equilibria derived by the symmetry transformations introduced in Bogoyavlenskij (2001); Evangelias & Throumoulopoulos (2019), are also linearly stable provided that a parameter involved in those transformations is positive. In addition, in §6 we apply the derived sufficient condition to a class of analytic helically symmetric equilibria in order to examine the impact of pressure anisotropy, flow, and certain geometrical parameters characterizing helical configurations, such as the torsion and pitch length, on the stability of those equilibria. Finally, §7 summarizes the main results.

2. Basic equations and background equilibria

The dynamics of a perfectly conducting plasma with anisotropic pressure is determined by the following set of equations:

$$\begin{aligned} \varrho^*(D_t \mathbf{V}^*) &= \mathbf{J}^* \times \mathbf{B}^* - \nabla \cdot P^*, & \partial_t \varrho^* + \nabla \cdot (\varrho^* \mathbf{V}^*) &= 0, \\ \nabla \cdot \mathbf{B}^* &= 0, & \nabla \times \mathbf{B}^* &= \mu_0 \mathbf{J}^*, & \partial_t \mathbf{B}^* &= \nabla \times (\mathbf{V}^* \times \mathbf{B}^*). \end{aligned} \quad (2.1)$$

Here, $\mathbf{B}^*(\mathbf{r}, t)$ is the magnetic field, $\mathbf{J}^*(\mathbf{r}, t)$ the current density, μ_0 the magnetic constant, $\mathbf{V}^*(\mathbf{r}, t)$ the plasma velocity, $\varrho^*(\mathbf{r}, t)$ the mass density, and P^* the pressure tensor defined as

$$P^* := P_{\perp}^* I + \frac{\sigma_d^*}{\mu_0} \mathbf{B}^* \mathbf{B}^*, \quad (2.2)$$

where I is the unit tensor; ∂_t denotes the time derivative, while the Lagrangian derivative is defined as $D_t \equiv \partial_t + (\mathbf{V}^* \cdot \nabla)$. The pressure tensor is diagonal in a local rectangular system with respect to \mathbf{B}^* , and consists of the scalar pressure elements $P_{\parallel}^*(\mathbf{r}, t)$ and $P_{\perp}^*(\mathbf{r}, t)$ along and across $\mathbf{B}^*(\mathbf{r}, t)$, respectively, while the dimensionless function

$$\sigma_d^* := \frac{\mu_0(P_{\parallel}^* - P_{\perp}^*)}{|\mathbf{B}^*|^2} \quad (2.3)$$

is a measure of the pressure anisotropy. Particle collisions equilibrating parallel and perpendicular energies lower the value of σ_d^* , and therefore a highly collisional plasma is described accurately by a single scalar pressure, $P_{isotropic}^*$. In view of this fact, when pressure anisotropy is present it is useful to introduce an effective isotropic pressure,

$$\mathcal{P}^*(\mathbf{r}, t) := \frac{P_{\parallel}^* + P_{\perp}^*}{2}, \quad (2.4)$$

that reduces to $P_{isotropic}^*$ in the absence of anisotropy. By substituting equations (2.3) and (2.4) into the momentum equation of set (2.1) we obtain

$$\varrho^*(D_t \mathbf{V}^*) = (1 - \sigma_d^*) \mathbf{J}^* \times \mathbf{B}^* - \nabla \mathcal{P}^* - \frac{\mathbf{B}^*}{\mu_0} (\mathbf{B}^* \cdot \nabla \sigma_d^*) + \frac{|\mathbf{B}^*|^2}{2\mu_0} \nabla \sigma_d^*, \quad (2.5)$$

in which the scalar pressures P_{\parallel}^* and P_{\perp}^* do not appear explicitly. This is very useful for the stability analysis to follow in the next sections.

The counterpart to set (2.1) equilibrium equations are:

$$\begin{aligned} \varrho(\mathbf{V} \cdot \nabla) \mathbf{V} &= \mathbf{J} \times \mathbf{B} - \nabla \cdot P, & \nabla \cdot (\varrho \mathbf{V}) &= 0, \\ \nabla \cdot \mathbf{B} &= 0, & \nabla \times \mathbf{B} &= \mu_0 \mathbf{J}, & \nabla \times (\mathbf{V} \times \mathbf{B}) &= 0, \end{aligned} \quad (2.6)$$

where the absence of the superscript $*$ denotes equilibrium and therefore not dependence on time.

In the special case of collinear velocity and magnetic fields related through

$$\mathbf{V} = \frac{\lambda(\mathbf{r})}{\sqrt{\mu_0 \varrho}} \mathbf{B}, \quad (2.7)$$

with λ an arbitrary dimensionless scalar function, the continuity equation of the set (2.6) takes the form $(\mathbf{B} \cdot \nabla \varrho) / \varrho = -2(\mathbf{B} \cdot \nabla \lambda) / \lambda$; substitution of the latter relation in the counterpart to (2.5) equilibrium momentum equation yields

$$(1 - \sigma_d - \lambda^2) \mathbf{J} \times \mathbf{B} = \nabla \left(\mathcal{P} + \lambda^2 \frac{\mathbf{B}^2}{2\mu_0} \right) + \frac{\mathbf{B}^2}{2\mu_0} \nabla (1 - \sigma_d - \lambda^2) - \frac{\mathbf{B}}{\mu_0} [\mathbf{B} \cdot \nabla (1 - \sigma_d - \lambda^2)]. \quad (2.8)$$

Equation (2.8) is valid for arbitrary functions ϱ and σ_d , and therefore for compressible flows.

Furthermore, we assume that the mass density and the anisotropy function remain constant everywhere inside a volume \mathcal{D} : $\varrho, \sigma_d = \text{const.}$. Consequently, the corresponding field-aligned equilibrium flow becomes incompressible and the function λ is constant on magnetic surfaces $\psi = \text{const.}$, whenever such surfaces exist. Also, both the magnetic and velocity field lie on those surfaces, $\mathbf{B} \cdot \nabla \lambda(\psi) = \mathbf{V} \cdot \nabla \lambda(\psi) = 0$. It is known that the existence of three-dimensional equilibria with nested toroidal magnetic surfaces is not guaranteed, and in general, irrespective of the existence of magnetic surfaces the function λ is constant on both the magnetic field lines and the velocity streamlines. Henceforth, we will presume the existence of well defined equilibrium magnetic surfaces. Under these assumptions equation (2.8) takes the simpler form

$$(1 - \sigma_d - \lambda^2)\mathbf{J} \times \mathbf{B} = \nabla \mathcal{P}_s - (\lambda^2)' \frac{\mathbf{B}^2}{2\mu_0} \nabla \psi, \quad (2.9)$$

where the prime denotes differentiation with respect to ψ and \mathcal{P}_s is the total effective pressure in the absence of flow ($\lambda = 0$), defined as

$$\mathcal{P}_s := \mathcal{P} + \lambda^2 \frac{\mathbf{B}^2}{2\mu_0}. \quad (2.10)$$

Moreover, projection of equation (2.9) along \mathbf{B} implies that the static total effective pressure is a surface quantity, $\mathcal{P}_s = \mathcal{P}_s(\psi)$, and therefore, the momentum equation (2.9) can be cast into the useful form

$$\mathbf{J} \times \mathbf{B} = g(\psi, \mathbf{B}^2) \nabla \psi, \quad (2.11)$$

where

$$g(\psi, \mathbf{B}^2) := (1 - \sigma_d - \lambda^2)^{-1} \left[\mathcal{P}_s' - (\lambda^2)' \frac{\mathbf{B}^2}{2\mu_0} \right]. \quad (2.12)$$

Equation (2.11) implies that for equilibria with field-aligned incompressible flows, constant density and constant anisotropy function, the current surfaces coincide with the magnetic surfaces, that is, the vectors \mathbf{J} , \mathbf{B} lie on common surfaces $\psi = \text{const.}$. In the subsequent sections we examine the stability of the aforementioned equilibria to small three-dimensional perturbations. To this end, we define the following quantities:

$$\mathbf{N} := \mathbf{J} \times \mathbf{B}, \quad \mathbf{M} := \nabla \times \mathbf{N} = \nabla g \times \nabla \psi, \quad (2.13)$$

from which it follows that

$$\mathbf{N} \cdot \mathbf{M} = 0. \quad (2.14)$$

3. Energy principle and perturbation potential energy

In order to examine the linear stability of a given equilibrium with anisotropic pressure and incompressible flows, $\nabla \cdot \mathbf{V} = 0$, we assume that the equilibrium position, \mathbf{r} , is perturbed to a position $\mathbf{r}^*(\mathbf{r}, t)$, through the usual Lagrangian displacement vector $\boldsymbol{\xi}(\mathbf{r}, t) \equiv \mathbf{r}^* - \mathbf{r}$, so that

$$\begin{aligned} \mathbf{B}^* &= \mathbf{B}(\mathbf{r}) + \mathbf{b}(\mathbf{r}, t), & \mathbf{V}^* &= \mathbf{V}(\mathbf{r}) + \mathbf{v}(\mathbf{r}, t), & \mathbf{J}^* &= \mathbf{J}(\mathbf{r}) + \mathbf{j}(\mathbf{r}, t), \\ \mathcal{P}^* &= \mathcal{P}(\mathbf{r}) + p(\mathbf{r}, t), & \varrho^* &= \varrho(\mathbf{r}) + \delta(\mathbf{r}, t), & \sigma_d^* &= \sigma_d(\mathbf{r}) + \epsilon(\mathbf{r}, t). \end{aligned} \quad (3.1)$$

Here, \mathbf{b} , \mathbf{j} , p , δ , ϵ , and

$$\mathbf{v} = \mathbf{u}(\mathbf{r}, t) + \frac{\partial \boldsymbol{\xi}}{\partial t} \quad (3.2)$$

correspond to small perturbations of the respective equilibrium quantities. Note that we have assumed perturbations of the effective pressure, \mathcal{P} , and the anisotropy function, σ_d , instead of explicit perturbations of the scalar pressures P_{\parallel} and P_{\perp} . Also, on the fixed boundary $\partial\mathcal{D}$ surrounding a plasma domain \mathcal{D} of interest we adopt the following conditions:

$$\mathbf{b} \cdot \hat{\mathbf{n}} = \mathbf{u} \cdot \hat{\mathbf{n}} = 0, \quad (3.3)$$

where $\hat{\mathbf{n}}$ is the perpendicular outward unit vector on the boundary. Introducing perturbations (3.1) into the dynamical equations (2.1) and employing the equilibrium equations (2.6), we obtain the following linearised equations

$$\begin{aligned} \nabla \cdot \mathbf{b} = 0, \quad \mathbf{j} = \frac{1}{\mu_0} \nabla \times \mathbf{b}, \quad \frac{\partial \delta}{\partial t} + \mathbf{V} \cdot \nabla \delta + \nabla \cdot (\varrho \mathbf{v}) = 0, \\ \varrho \frac{\partial \mathbf{v}}{\partial t} + \varrho [(\mathbf{V} \cdot \nabla) \mathbf{v} + (\mathbf{v} \cdot \nabla) \mathbf{V}] - (1 - \sigma_d)(\mathbf{J} \times \mathbf{b} + \mathbf{j} \times \mathbf{B}) + \nabla p = G(\mathbf{r}, t), \end{aligned} \quad (3.4)$$

where

$$\begin{aligned} G := -\delta(\mathbf{V} \cdot \nabla) \mathbf{V} - \epsilon \mathbf{J} \times \mathbf{B} + \frac{1}{\mu_0} \left[\frac{\mathbf{B}^2}{2} \nabla \epsilon - (\mathbf{B} \cdot \nabla \epsilon + \mathbf{b} \cdot \nabla \sigma_d) \mathbf{B} \right. \\ \left. + \left(\mathbf{B} \cdot \mathbf{b} + \frac{\mathbf{b}^2}{2} \right) \nabla \sigma_d - (\mathbf{B} \cdot \nabla \epsilon) \mathbf{b} \right]. \end{aligned} \quad (3.5)$$

At this point we note that in order that the set of dynamical equations (2.1) be closed one needs in connection with the pressures P_{\parallel}^* and P_{\perp}^* a couple of energy equations or equations of state, e.g. the double adiabatic equations Chew *et al.* (1956) associated with the known CGL model. In the present study one such equation of state corresponds to incompressibility in connection with an evolution with constant mass density, $\varrho^* = \varrho = \text{const.}$, ($\delta = 0$). Also, the fact that the momentum equation can be cast in the form (2.5) involving the pressures P_{\parallel}^* and P_{\perp}^* only implicitly through the effective pressure, \mathcal{P}^* , and the anisotropy function, σ_d , motivated us to adopt as second equation of state the constrain that the latter function remains constant, $\sigma_d^* = \sigma_d = \text{const.}$, ($\epsilon = 0$). This implies that P_{\parallel}^* and P_{\perp}^* (precisely their difference) evolve in such a way that they keep proportional to the magnetic pressure $B^2/(2\mu_0)$, which on physical grounds is an acceptable approximation. Consequently, equation (3.5) implies that $G = 0$, while the second of the linearised equations (3.4) reduces to

$$\nabla \cdot \mathbf{v} = 0. \quad (3.6)$$

In view of this relation, we consider incompressible perturbations, $\nabla \cdot \boldsymbol{\xi} = 0$, such that the condition $\boldsymbol{\xi} \cdot \hat{\mathbf{n}} = 0$ is satisfied on the boundary. Then, equation (3.6) implies that $\nabla \cdot \mathbf{u} = 0$. Subsequently, the perturbations of the magnetic and velocity fields can be expressed in terms of $\boldsymbol{\xi}$, as

$$\mathbf{b} = \nabla \times (\boldsymbol{\xi} \times \mathbf{B}), \quad \mathbf{u} = \nabla \times (\boldsymbol{\xi} \times \mathbf{V}), \quad (3.7)$$

while the linearised force balance equation of the set (3.4) is put in the form

$$\varrho \frac{\partial^2 \boldsymbol{\xi}}{\partial t^2} + 2\varrho(\mathbf{V} \cdot \nabla) \frac{\partial \boldsymbol{\xi}}{\partial t} + \nabla f = \hat{\mathbf{F}} \boldsymbol{\xi}. \quad (3.8)$$

Here,

$$\hat{\mathbf{F}} := \varrho \mathbf{u} \times (\nabla \times \mathbf{V}) + \varrho \mathbf{V} \times (\nabla \times \mathbf{u}) + (1 - \sigma_d) \mathbf{J} \times \mathbf{b} - \frac{1}{\mu_0} \mathbf{B} \times (\nabla \times \mathbf{b}), \quad (3.9)$$

is the symmetric force operator and the scalar function f is defined as

$$f := \varrho \mathbf{V} \cdot \mathbf{u} + p. \quad (3.10)$$

The energy principle is based of the fact that the total perturbation energy

$$E = K + W = \frac{1}{2} \int_{\mathcal{D}} \varrho \xi^2 d^3r - \frac{1}{2} \int_{\mathcal{D}} \xi \cdot \hat{\mathbf{F}} \xi d^3r \quad (3.11)$$

is conserved, where K is the kinetic energy and W the potential energy. Stability is related to the sign of E . Since, K is quadratic in velocity, and therefore non negative definite, a sufficient condition for a given equilibrium to be linearly stable is $W \geq 0$. On account of equations (3.3)-(3.10), W is expected to depend only on the physical quantities of the background equilibrium and the displacement vector, ξ , with the exception of the perturbation, p , of the effective pressure, appearing in the gradient of the quantity f . However, the contribution of the latter term to W vanishes due to the implied boundary conditions on $\partial\mathcal{D}$. Thus, one finds for the perturbation potential energy

$$W = \frac{1}{2} \int_{\mathcal{D}} \left\{ \varrho \mathbf{u} \cdot [\xi \times (\nabla \times \mathbf{V})] - \varrho \mathbf{u}^2 + (1 - \sigma_d) \mathbf{b} \cdot (\mathbf{J} \times \xi) + \frac{(1 - \sigma_d)}{\mu_0} \mathbf{b}^2 \right\} d^3r. \quad (3.12)$$

Now we focus our study on the investigation of the linear stability for the equilibria with field-aligned incompressible flows, defined by equation (2.7). In this case (3.12) becomes

$$W = \frac{1}{2\mu_0} \int_{\mathcal{D}} \left\{ (1 - \sigma_d - \lambda^2) [\mathbf{b}^2 + \mathbf{b} \cdot (\mu_0 \mathbf{J} \times \xi)] - 2\lambda (\xi \cdot \nabla \lambda) (\xi \cdot [(\mathbf{B} \cdot \nabla) \mathbf{B}]) \right\} d^3r. \quad (3.13)$$

In the next section we employ the form of W given in equation (3.13) to derive a sufficient condition for the linear stability of the respective kind of equilibria.

4. Sufficient condition for linear stability

It is recalled that for the equilibria with field-aligned incompressible flows, constant mass density and constant pressure anisotropy function, σ_d , defined by equations (2.7)-(2.13), the current density stays on magnetic surfaces, $\psi = \text{const.}$, and thus, the vectors \mathbf{B} , \mathbf{J} and $\mathbf{N} = \mathbf{B} \times \mathbf{J}$, form a basis in \mathbb{R}^3 space. Accordingly, following the analysis in Throumoulopoulos & Tasso (2007) we expand the displacement vector in this basis, as

$$\xi = \alpha(\mathbf{r}, t) \mathbf{N} + \beta(\mathbf{r}, t) \mathbf{J} + \gamma(\mathbf{r}, t) \mathbf{B}, \quad (4.1)$$

where α , β , and γ are arbitrary, appropriately dimensional scalar functions. We note that in Throumoulopoulos & Tasso (2007) a sufficient condition was derived for the linear stability of equilibria with field-aligned incompressible flows, isotropic pressure and constant density; in fact, the constant density and the vacuum magnetic permeability constant were set to unity therein. These equilibria are recovered from the respective anisotropic-pressure equilibria described in §2 for $\sigma_d = 0$. Also, we observe that the form (3.13) of potential energy for $\sigma_d = 0$ (and $\varrho = \mu_0 = 1$) reduces to the respective form (Throumoulopoulos & Tasso 2007, equation (13)). Thus, it is straightforward to derive along the same lines as in Throumoulopoulos & Tasso (2007) a sufficient condition for the linear stability of the present anisotropic equilibria; specifically, we decompose the

potential energy of equation (3.13) into two integrals as

$$W = W_1 + W_2, \quad (4.2)$$

and following step by step the procedure in (Throumoulopoulos & Tasso 2007, Appendix), we obtain

$$W_1 = \frac{1}{2\mu_0} \int_{\mathcal{D}} (1 - \sigma_d - \lambda^2) (\mathbf{b} + \alpha\mu_0\mathbf{J} \times \mathbf{N})^2 d^3\mathbf{r}, \quad (4.3)$$

and

$$W_2 = \frac{1}{2\mu_0} \int_{\mathcal{D}} \mathcal{A} (\sqrt{2}g\alpha)^2 d^3\mathbf{r}, \quad (4.4)$$

where

$$\begin{aligned} \mathcal{A} := & -(1 - \sigma_d - \lambda^2) \left\{ |\mu_0\mathbf{J} \times \nabla\psi|^2 - (\mu_0\mathbf{J} \times \nabla\psi) \cdot [(\nabla\psi \cdot \nabla)\mathbf{B}] \right\} \\ & + \frac{\mu_0}{2} [\ln(1 - \sigma_d - \lambda^2)]' |\nabla\psi|^2 \nabla\psi \cdot \nabla \left(P_{\perp} + \frac{\mathbf{B}^2}{2\mu_0} \right). \end{aligned} \quad (4.5)$$

Equations (4.3) and (4.4) imply that W is non-negative if both quantities $1 - \sigma_d - \lambda^2$ and \mathcal{A} are also non-negative definite in \mathcal{D} . Thus, we conclude to the following statement: *An equilibrium with anisotropic pressure with $\sigma_d = \text{const.}$, field-aligned incompressible flow in connection with constant plasma density is linearly stable if both of the following conditions are satisfied:*

$$1 - \sigma_d - \lambda^2 \geq 0, \quad (4.6)$$

$$\mathcal{A} \geq 0. \quad (4.7)$$

Conditions (4.6) and (4.7) can be applied to any steady state without geometrical restriction. They generalise the ones derived in Throumoulopoulos & Tasso (2007) for isotropic pressure, since for $\sigma_d = 0$ condition (4.6) reduces to sub-Alfvénic flows, $\lambda^2 < 1$, while (4.7) reduces to condition (Throumoulopoulos & Tasso 2007, equation (22)). In fact, the expression (4.5) is more compact because it consists of three terms, instead of four terms in (Throumoulopoulos & Tasso 2007, equation (22)). The first of these terms,

$$A_1 = -(1 - \sigma_d - \lambda^2) |\mu_0\mathbf{J} \times \nabla\psi|^2, \quad (4.8)$$

is negative and therefore always destabilising, in potential connection with current-driven modes. The second term,

$$A_2 = (1 - \sigma_d - \lambda^2) (\mu_0\mathbf{J} \times \nabla\psi) \cdot [(\nabla\psi \cdot \nabla)\mathbf{B}], \quad (4.9)$$

is related to the magnetic shear (i.e. it depends on the variation of \mathbf{B} across the magnetic surfaces), and can be either stabilising or destabilising. The third term,

$$A_3 = \frac{\mu_0}{2} [\ln(1 - \sigma_d - \lambda^2)]' |\nabla\psi|^2 \nabla\psi \cdot \nabla \left(P_{\perp} + \frac{\mathbf{B}^2}{2\mu_0} \right), \quad (4.10)$$

can be regarded as flow term, though being affected by anisotropy, since it vanishes in the absence of flow ($\lambda = 0$). Note that it relates to the variation of the total pressure perpendicular to the magnetic surfaces; indeed, on account of equations (2.7) and (2.10) one finds

$$P_{\perp} + \frac{\mathbf{B}^2}{2\mu_0} = \underbrace{\mathcal{P}_s(\psi)}_{\text{static}} - \underbrace{\frac{1}{2}\rho\mathbf{V}^2}_{\text{flow}} + \underbrace{(1 - \sigma_d)\frac{\mathbf{B}^2}{2\mu_0}}_{\text{magnetic}}, \quad (4.11)$$

which involves all three pressures, static effective, flow and magnetic, the latter being influenced by the pressure anisotropy through the factor $(1 - \sigma_d)$. In addition, satisfaction of condition (4.6) in the absence of flow, $\sigma_d \leq 1$, implies that the corresponding static anisotropic equilibria are stable under the fire-hose instability (see Cheviakov & Bogoyavlenskij 2004).

Before closing this section we note that every equilibrium state with incompressible flow and anisotropy function uniform on the magnetic surfaces, $\sigma_d = \sigma_d(\psi)$ having certain continuous geometrical symmetry is governed by a generalised Grad-Shafranov (GS) equation for the flux function ψ , e.g. equation (28) in Evangelias *et al.* (2018) governing helically symmetric equilibria. That equation contains a quadratic $|\nabla\psi|^2$ -term. For this reason we have introduced the integral transformation,

$$U(\psi) = \int_0^\psi \sqrt{1 - \sigma_d(x) - \lambda^2(x)} dx, \quad 1 - \sigma_d - \lambda^2 \geq 0, \quad (4.12)$$

under which the respective transformed GS equation, becomes free of a quadratic term as $|\nabla U|^2$, and can be solved by analytical techniques in the U -space. Transformation (4.12) does not change the topology of the magnetic surfaces, but just relabels them by the flux function U , and consists of a generalisation of the transformation in Clemente (1993) for static anisotropic equilibria ($\lambda = 0$) and that in Simintzis *et al.* (2001) for respective stationary, isotropic equilibria ($\sigma_d = 0$). Under transformation (4.12), condition (4.6) is trivially satisfied, while condition (4.7), valid for $\sigma_d = \text{const.}$, is expressed in U -space as

$$\begin{aligned} \mathcal{A} = & -|\mu_0 \mathbf{J} \times \nabla U|^2 + (\mu_0 \mathbf{J} \times \nabla U) \cdot [(\nabla U \cdot \nabla) \mathbf{B}] \\ & + \frac{\mu_0}{2(1 - \sigma_d - \lambda^2)} \frac{d \ln(1 - \sigma_d - \lambda^2)}{dU} |\nabla U|^2 \nabla U \cdot \nabla \left(P_\perp + \frac{\mathbf{B}^2}{2\mu_0} \right). \end{aligned} \quad (4.13)$$

Condition $\mathcal{A} \geq 0$ in connection with form (4.13) will be employed in §6 to examine the stability of specific helically symmetric equilibria.

5. Stability under symmetry transformations

In a recent work, Evangelias & Throumoulopoulos (2019), a set of symmetry transformations that map anisotropic plasma equilibria with field-aligned incompressible flows were introduced; specifically, these transformations when applied to a given equilibrium with parallel incompressible flow and anisotropy function, σ_d , uniform on the magnetic surfaces labeled by the function ψ , $\{\mathbf{B}, \varrho(\psi), \mathbf{V} = \lambda \mathbf{B} / (\sqrt{\mu_0} \varrho), \mathcal{P}, \sigma_d(\psi)\}$, produce an infinite family of respective equilibria with field-aligned incompressible flows, but density and anisotropy function that may vary on the magnetic surfaces, $\{\mathbf{B}_1, \varrho_1, \mathbf{V}_1, \mathcal{P}_1, \sigma_{d_1}\}$. These transformations are defined by

$$\begin{aligned} \mathbf{B}_1 &= \frac{b_1(\mathbf{r})}{n_1(\mathbf{r})} \mathbf{B}, \quad \mathbf{V}_1 = \frac{c_1(\mathbf{r}) \sqrt{1 - \sigma_d}}{a_1(\mathbf{r}) \sqrt{\mu_0} \varrho} \mathbf{B}, \\ \varrho_1(\mathbf{r}) &= a_1^2(\mathbf{r}) \varrho, \quad \mathcal{P}_1 = C \mathcal{P} + (1 - \sigma_d) (C - b_1^2(\mathbf{r})) \frac{\mathbf{B}^2}{2\mu_0}, \\ \sigma_{d_1} &= 1 - n_1^2(\mathbf{r}) (1 - \sigma_d), \quad C = \frac{[b_1^2(\mathbf{r}) - c_1^2(\mathbf{r})] (1 - \sigma_d)}{1 - \sigma_d - \lambda^2} = \text{const.} \neq 0, \end{aligned} \quad (5.1)$$

where a_1, b_1, c_1 , and n_1 are scalar functions, which must satisfy the relations

$$\mathbf{B} \cdot \nabla \left(\frac{b_1}{n_1} \right) = 0, \quad \mathbf{B} \cdot \nabla (a_1 c_1) = 0. \quad (5.2)$$

Transformations (5.1), consisting a generalisation of those introduced in Bogoyavlenskij (2001) for respective equilibria with isotropic pressure, preserve the topology of the magnetic surfaces, $\psi \equiv \psi_1 = \text{const.}$, between the original and the transformed equilibrium, i.e. $\mathbf{B} \cdot \nabla \psi = \mathbf{B}_1 \cdot \nabla \psi$. It was also proved in Evangelias & Throumoulopoulos (2019) that these transformations can break the geometrical symmetry of a given equilibrium only when the fields \mathbf{B} and \mathbf{V} are purely poloidal.

From (5.1) it readily follows that the transformed collinear velocity and magnetic fields are related through

$$\mathbf{V}_1 = \frac{\lambda_1}{\sqrt{\mu_0 \varrho_1}} \mathbf{B}_1, \quad \lambda_1 = \frac{c_1 n_1}{b_1} \sqrt{1 - \sigma_d}, \quad (5.3)$$

and thus, the trasformed equilibria satisfy a force-balance equation analogous to (2.8):

$$(1 - \sigma_{d_1} - \lambda_1^2) \mathbf{J}_1 \times \mathbf{B}_1 = \nabla \left(\mathcal{P}_1 + \lambda_1^2 \frac{\mathbf{B}_1^2}{2\mu_0} \right) + \frac{\mathbf{B}_1^2}{2\mu_0} \nabla (1 - \sigma_{d_1} - \lambda_1^2) - \frac{\mathbf{B}_1}{\mu_0} [\mathbf{B}_1 \cdot \nabla (1 - \sigma_{d_1} - \lambda_1^2)]. \quad (5.4)$$

With the aid of equations (5.1) and (5.3) we obtain the useful relations

$$1 - \sigma_{d_1} - \lambda_1^2 = C \left(\frac{n_1}{b_1} \right)^2 (1 - \sigma_d - \lambda^2), \quad (5.5)$$

$$\mathcal{P}_1 + \lambda_1^2 \frac{\mathbf{B}_1^2}{2\mu_0} = C \left(\mathcal{P} + \lambda^2 \frac{\mathbf{B}^2}{2\mu_0} \right) = C \mathcal{P}_s, \quad (5.6)$$

under which equation (5.4) reduces to

$$\left(\frac{n_1}{b_1} \right)^2 \mathbf{J}_1 \times \mathbf{B}_1 = \mathbf{J} \times \mathbf{B} + \frac{\mathbf{B}_1^2}{2\mu_0} \nabla \left(\frac{n_1}{b_1} \right)^2. \quad (5.7)$$

Now, presume that the original equilibrium belongs to the family described in §2 for which equation (2.11) holds; then equation (5.7) becomes

$$\left(\frac{n_1}{b_1} \right)^2 \mathbf{J}_1 \times \mathbf{B}_1 = g(\psi, \mathbf{B}^2) \nabla \psi + \frac{\mathbf{B}_1^2}{2\mu_0} \nabla \left(\frac{n_1}{b_1} \right)^2. \quad (5.8)$$

Projection of equation (5.8) along \mathbf{J}_1 yields

$$\mathbf{J}_1 \cdot \nabla \psi = -\frac{\mathbf{B}_1^2}{2\mu_0} \left[\mathbf{J}_1 \cdot \nabla \left(\frac{n_1}{b_1} \right)^2 \right], \quad (5.9)$$

and thus, it turns out that the transformed current density, \mathbf{J}_1 , remains on the magnetic surfaces if and only if the ratio n_1/b_1 is uniform on those surfaces

$$\frac{n_1}{b_1} := y(\psi). \quad (5.10)$$

In this case, the transformed vectors, \mathbf{J}_1 , \mathbf{B}_1 , and $\mathbf{N}_1 \equiv \mathbf{J}_1 \times \mathbf{B}_1$, form a basis in \mathbb{R}^3 , and thus, for constant ϱ_1 and σ_{d_1} , sufficient conditions for the linear stability of the transformed equilibria, satisfying (5.1), (5.3) and (5.10), analogous to (4.6) and (4.7) can be derived:

$$1 - \sigma_{d_1} - \lambda_1^2 \geq 0, \quad (5.11)$$

$$\mathcal{A}_1 \geq 0, \quad (5.12)$$

where

$$\begin{aligned} \mathcal{A}_1 = & -(1 - \sigma_{d_1} - \lambda_1^2) \{ |\mu_0 \mathbf{J}_1 \times \nabla \psi|^2 + (\mu_0 \mathbf{J}_1 \times \nabla \psi) \cdot [(\nabla \psi \cdot \nabla) \mathbf{B}_1] \} \\ & + \frac{\mu_0}{2} [\ln(1 - \sigma_{d_1} - \lambda_1^2)]' |\nabla \psi|^2 \nabla \psi \cdot \nabla \left(\mathcal{P}_{\perp 1} + \frac{\mathbf{B}_1^2}{2\mu_0} \right). \end{aligned} \quad (5.13)$$

In order to investigate the stability of an aforementioned transformed equilibria, we presume that the original equilibrium has constant density and anisotropy functions ($\varrho = \text{const.}$, $\sigma_d = \text{const.}$) and is stable under small three-dimensional perturbations; therefore, conditions (4.6) and (4.7) are satisfied in \mathcal{D} . Note that in this case the scalar functions of transformation (5.1) must have a structure of the form: $a_1 = \text{const.}$, $n_1 = \text{const.}$, $b_1 = b_1(\psi)$, $c_1 = c_1(\psi)$; as a result, breaking potential geometrical symmetry of the original equilibrium is not possible by the transformation even for purely poloidal \mathbf{B} and \mathbf{V} fields. In Ilin & Vladimirov (2004) the stability of respective isotropic equilibria was examined; in particular, it was stated therein that all equilibrium families resulting from the application of the respective isotropic transformations introduced by Bogoyavlenskij to given equilibria of field-aligned incompressible flows, isotropic pressure and constant mass density, are linearly stable, if either the original equilibria is stable and $C > 0$, or the original equilibria is unstable and $C < 0$. A straightforward calculation shows that

$$\mathcal{A}_1 = C\mathcal{A}, \quad (5.14)$$

so that conditions (5.11) and (5.12) assume the form

$$C \left(\frac{n_1}{b_1} \right)^2 (1 - \sigma_d - \lambda^2) \geq 0, \quad (5.15)$$

$$C\mathcal{A} \geq 0. \quad (5.16)$$

By inspection of the later relations we come to the conclusion that the transformed equilibrium is linearly stable if, either (i) the original one is linearly stable and $C > 0$, or (ii) neither of the conditions (4.6), (4.7) are satisfied and $C < 0$. However, when C is negative equation (5.6) in the absence of flow ($\lambda = 0$) yields the physically unacceptable relation

$$\frac{\mathcal{P}_1}{\mathcal{P}} < 0. \quad (5.17)$$

Thus, we finally conclude to the formulation of the following statement:

The infinite class of equilibria, obtained from the application of the symmetry transformations (5.1) for the case $\varrho_1 = \text{const.}$ and $\sigma_{d_1} = \text{const.}$ to given respective equilibria which are linearly stable (by satisfying the sufficient conditions (4.6)-(4.7)), are also linearly stable if the transformation constant C is positive definite.

This statement corrects and generalises the respective statement in Ilin & Vladimirov (2004) for isotropic equilibria ($\sigma_d = \sigma_{d_1} = 0$, $n_1 = 1$).

6. Linear stability of helically symmetric equilibria

In this section we consider helically symmetric equilibria with field-aligned incompressible flows and anisotropic pressure derived in Evangelias *et al.* (2018), for which the

following relations hold

$$\begin{aligned} \mathbf{B} &= I(U)\mathbf{h} + (1 - \sigma_d - M_p(U)^2)^{-1/2}\mathbf{h} \times \nabla U(r, u), \quad \mathbf{V} = \frac{M_p(U)}{\mu_0 \varrho} \mathbf{B}, \\ \varrho &= \text{const.}, \quad \sigma_d = \text{const.}, \quad \mathcal{P} = \mathcal{P}_s(U) - M_p^2(U) \frac{\mathbf{B}^2}{2\mu_0}. \end{aligned} \quad (6.1)$$

Here the function $U(r, u)$ labels the magnetic surfaces, where (r, u, z) are helical coordinates defined through the usual cylindrical ones (ρ, ϕ, ζ) as $r = \rho$, $u = z - \eta\phi$, $z = \zeta$; I relates to the helicoidal magnetic field; \mathcal{P}_s is the static effective pressure; M_p is the Alfvén Mach function for the poloidal field, defined as $M_p := (\sqrt{\mu_0 \varrho} |\mathbf{V}_{pol}|) / \mathbf{B}_{pol}$, which for parallel flows equals to the total Mach function ($M = \lambda = \sqrt{\mu_0 \varrho} |\mathbf{V}| / \mathbf{B}$). All these functions are uniform on the magnetic surfaces. In addition, the vector $\mathbf{h} := (-\eta / (k^2 r^2 + \eta^2)) \mathbf{g}_z$ points along the helical direction, where η is an arbitrary constant, and $\mathbf{g}_i = \partial \mathbf{r} / \partial i$ ($i = r, u, z$) are the covariant helical basis vectors. According to Evangelias *et al.* (2018), equilibria (6.1) are governed by the following generalised GS equation

$$\mathcal{L}U + \frac{1}{2} \frac{d}{dU} [(1 - \sigma_d - M_p^2)I^2] + \mu_0 (k^2 r^2 + \eta^2) \frac{d\mathcal{P}_s}{dU} + \frac{2\eta}{k^2 r^2 + \eta^2} (1 - \sigma_d - M_p^2)^{1/2} I = 0, \quad (6.2)$$

where the elliptic operator involved is defined as $\mathcal{L} := (r^2 + \eta^2) [\nabla \cdot (\nabla / (r^2 + \eta^2))]$. In fact, equation (6.2) constitutes a reduced form of the more general one (Evangelias *et al.* 2018, equation (30)) valid in general for non-collinear \mathbf{V} and \mathbf{B} , with the replacements of the parameters m and k therein by $-\eta$ and -1 , respectively, here. Under the following linearising ansatz for the free function terms,

$$(1 - \sigma_d - M_p^2)^{1/2} I = w_1 U, \quad \mathcal{P}_s = w_2 - 2w_3^2 \frac{U^2}{\mu_0}, \quad (6.3)$$

the GS equation (6.2) reduces to the form

$$\frac{1}{r^2} \frac{\partial^2 U}{\partial u^2} + \frac{1}{r} \frac{\partial}{\partial r} \left(\frac{r}{r^2 + \eta^2} \frac{\partial U}{\partial r} \right) + \left(\frac{w_1^2}{r^2 + \eta^2} + \frac{2w_1\eta}{(r^2 + \eta^2)^2} - 4w_3^2 \right) U = 0, \quad (6.4)$$

where w_1, w_2 , and w_3 are arbitrary constants. PDE (6.4) was solved analytically in Bogoyavlenskij (2000) and the exact solution obtained therein is

$$U_{Nql} = e^{-w_3 r^2} \{ f_N R_{0N}(s) + r^q R_{ql}(s) [c_{ql} \cos(qu/\eta) + d_{ql} \sin(qu/\eta)] \}, \quad (6.5)$$

where N, q, l are arbitrary integers ≥ 0 satisfying the condition $2N > 2l + q$; f_N, c_{ql}, d_{ql} are arbitrary coefficients, and $s = 2w_3 r^2$; the form of the polynomial functions $R_{ql}(s)$ involve derivatives of the Laguerre polynomials $L_{q+l}(s)$ (see Bogoyavlenskij 2000, equations (3.7)-(3.8)), and R_{0N} is the respective polynomial for $q = 0, l = N \neq 0$. On account of solution (6.5), different classes of exact helically symmetric MHD equilibria describing astrophysical jets with isotropic pressure ($\sigma_d = 0$) were constructed in Bogoyavlenskij (2000). For such kind of equilibria both the magnetic field, the flow velocity and the current density fall rapidly to zero at $r \rightarrow \infty$, while the pertinent isotropic pressure takes a limiting constant value therein. We have to note that solution (6.5) can also accurately describe helically symmetric CGL anisotropic pressure equilibria, with σ_d being a surface quantity (or constant), and incompressible flow. This is due to the fact that although the MHD and CGL models are established through different physical assumptions for the particle collisions, the respective generalised GS equations governing them are identical in form.

In order to construct specific equilibria, we restrict our analysis to solution (6.5) for $N =$

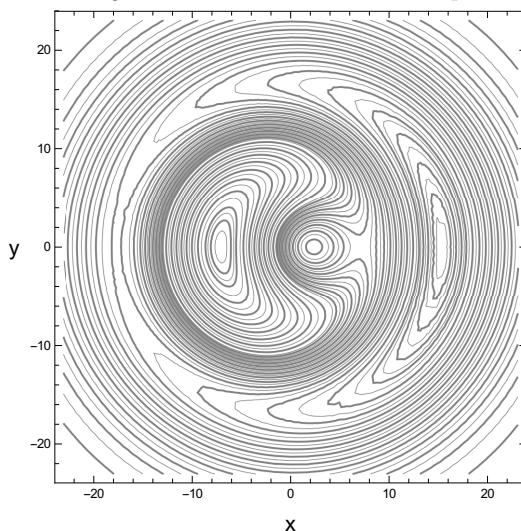


FIGURE 1. Poloidal cut of helicoidal magnetic surfaces $U(x, y, z = 0) = \text{const.}$ for the helically symmetric equilibrium solution (6.6).

2, $q = 1$, $l = 0$, and $w_1 = 7/(6\eta)$, which assumes the simpler form (see Bogoyavlenskij 2000, equation (4.2)):

$$U(r, u) = e^{-w_3 r^2} [1 - 10w_3 r^2 + 8w_3^2 r^4 + c_{10} \cos(u/\eta)]. \quad (6.6)$$

Solution (6.6) of the GS equation (6.2) associated with the relations (6.1) and the profiles (6.3) defines a special class of exact helically symmetric equilibria with incompressible flows with constant density and anisotropy functions, valid for any functional dependence of $M_p^2(U)$. Therefore, to completely determine an equilibrium we employ the following profile for the Mach function

$$M_p^2(U) = M_{p_0}^2 U^2, \quad (6.7)$$

where M_{p_0} is an arbitrary parameter. The magnetic surfaces of the above constructed equilibria on the cartesian plane $z = 0$, for $w_3 = 0.01$, $c_{10} = 0.5$, $w_2 = 2$, and $\eta = 2.318$, are shown in figure 1; all dimensional quantities present in this section are measured in appropriate SI units. Also, the profile of the flux function U along the x -axis is given in figure 2. In figures 1 and 2 it can be seen that the plasma domain consists of two sub-domains: an outer one consisting of magnetic surfaces with circular poloidal cross-sections extending up to infinity ($r \rightarrow \infty$), and an inner sub-domain containing three lobes and a couple of saddle points (X-points). The inner X-point, corresponding to a maximum of U is located at $x = -17.6$. Then on the right hand side of this first X-point are located successively two lobes, then the second X point and farther outwards the third lobe. The respective magnetic axes of the lobes are located at $x = -7.07$, $x = 2.31$ and $x = 15.3$ while the second X-point is located at $x = 7.07$. Each helix composing such a helically symmetric configuration is characterized by a pitch length, equal to $2\pi\eta$, and a torsion given by

$$\tau = \frac{\eta}{r^2 + \eta^2}. \quad (6.8)$$

The above equilibrium can model helically symmetric jets with anisotropic pressure, tending to become isotropic at very long distances ($r \rightarrow \infty$). In more detail, for any $\sigma_d = \text{const.} \neq 0$ inside \mathcal{D} , the scalar pressures parallel and perpendicular to \mathbf{B} are given

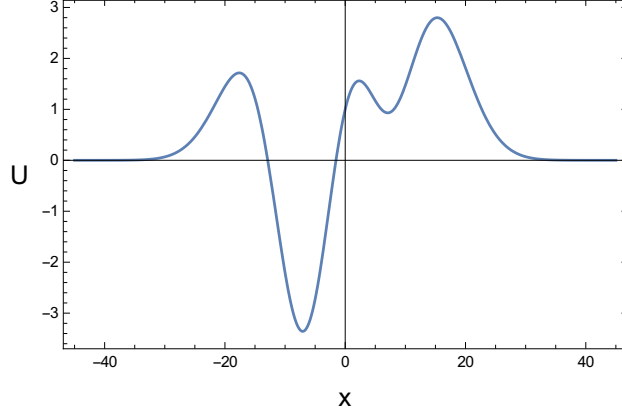


FIGURE 2. Profile of the function $U(x, y = 0, z = 0) = \text{const.}$ for the helically symmetric equilibrium solution (6.6).

by the relations

$$P_{\perp} = \mathcal{P} - \sigma_d \frac{\mathbf{B}^2}{2\mu_0}, \quad P_{\parallel} = \mathcal{P} + \sigma_d \frac{\mathbf{B}^2}{2\mu_0}, \quad (6.9)$$

indicating that when $\sigma_d > 0$, its increase results in an enhancement of P_{\perp} while P_{\parallel} decreases, and vice versa for $\sigma_d < 0$, as can be seen at the profiles of P_{\parallel} and P_{\perp} shown in figure 3. In the limit of $r \rightarrow \infty$ the magnetic field, current density and velocity vanish and therefore the scalar pressures become equal each other, i.e. $P_{\perp} = P_{\parallel} = w_2 = \text{const.}$ because of the second of (6.3) and (6.9). Thus the configuration becomes in this limit isotropic. Note that this is compatible with a non zero value of σ_d on account of the definition (2.3), which makes σ_d indefinite in the limit of $r \rightarrow \infty$. Profiles of the magnetic field magnitude, B , and the helicoidal component of the current density, J_h , are shown in figure 4. The values of B becomes greater (lower) for $\sigma_d > 0$ ($\sigma_d < 0$), in connection with a diamagnetic (paramagnetic) behavior. The helicoidal current density, J_h , reverses near the origin and becomes more peaked (hollow) for $\sigma_d > 0$ ($\sigma_d < 0$). In addition profiles of the helicoidal velocity component, V_h and the Mach function, M_p^2 , are provided in figure 5. It is noted that V_h reverses in the region of the left-lobe, where U becomes negative, and that the flow in terms of the Mach function, M_p^2 , strengthens the impact of pressure anisotropy for $\sigma_d > 0$, due to the factor $1 - \sigma_d - M_p^2$ (cf. equation (6.2)). In this respect, it is expected that the increase of the parameter $M_{p_0}^2$ has the same impact on V_h as that shown in figure 5(a) for $\sigma_d > 0$.

In what follows, we employ the derived sufficient condition by calculating the quantity $\mathcal{A} = A_1 + A_2 + A_3$ of equation (4.13) (in connection with equations (4.5), (4.8)-(4.10) in the ψ -space) for the helically symmetric equilibria, defined by the relations (6.1), (6.3) and (6.6)-(6.9), in order to examine the impact of the pressure anisotropy, flow and torsion on their linear stability, through the variation of the parameters σ_d , M_{p_0} , and η , respectively. We recall that the aforementioned relations were obtained by applying the integral transformation (4.12) (see Evangelias *et al.* 2018); in this respect the condition (4.6) is trivially satisfied. Figure 6(a) shows that the condition $\mathcal{A} \geq 0$ in the absence of pressure anisotropy and flow, $\sigma_d = M_{p_0}^2 = 0$, is satisfied in a broad region including the outer domain and the two magnetic axes located on the left and right side of the origin ($x = y = 0$). In these regions, the term A_2 being stabilising surpasses the destabilising term A_1 as shown in figure 6(b) (while in this case the flow term A_3 vanishes). However, the condition is satisfied neither near the central magnetic axis, where J_h reverses and U

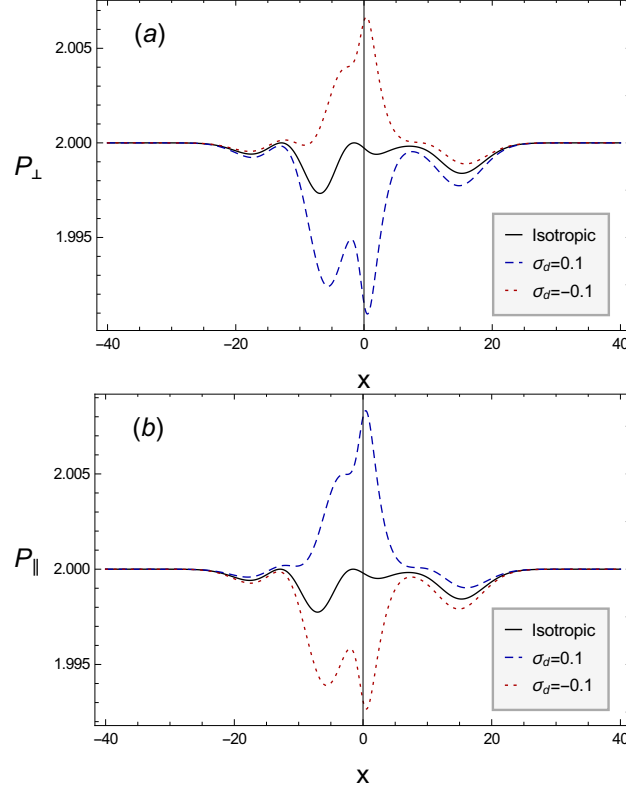


FIGURE 3. The profiles of the scalar pressures (a) $P_{\perp}(x, y = 0, z = 0)$ and (b) $P_{\parallel}(x, y = 0, z = 0)$ for the constructed stationary equilibria, for $M_{p0}^2 = 10^{-3}$. The blue dashed curve correspond to $\sigma_d = 0.1$, while the red dotted one to $\sigma_d = -0.1$.

is negative, nor in a small region located at the left side of the magnetic axis of the left lobe, in which V_h reverses; in this respect it should be noted that since the condition is only sufficient, the white colored regions in figure 6(a) and in the figures to follow, where $\mathcal{A} < 0$, do not necessarily imply instability. Thus we will consider only regions in which the condition $\mathcal{A} \geq 0$ is satisfied.

The presence of pressure anisotropy does not affect the isotropic stability map of figure 6(a), as it is clearly indicated in the profiles of figure 7. However, it affects the values of \mathcal{A} . Specifically, in the regions where $\mathcal{A} \geq 0$, for $P_{\parallel} > P_{\perp}$ ($\sigma_d > 0$) the anisotropy has a stabilising impact, in the sense that the maximum values of \mathcal{A} become larger than the respective isotropic ones, and a destabilising effect for $\sigma_d < 0$. These characteristics are illustrated in figure 7. In addition, it is found that the flow in terms of M_p^2 has a peculiar effect on stability. Specifically, on the one hand it results in shrinking the orange colored area located on the left hand side of the first lobe, where the helicoidal velocity reverses, as it can be seen in figure 8(a),(b). This shrinking is connected with a destabilising effect of M_{p0}^2 on both terms A_1 and A_2 as shown in figure 9(a),(b). On the other hand the flow has a stabilising effect, similar to that of $\sigma_d > 0$, because the respective maximum values of \mathcal{A} get larger in this area as M_p^2 increases, as it can be seen in figure 8(c). Also, the flow gives rise to a stabilising contribution via the term A_3 . However, this contribution in the region of interest is an order of magnitude lower than the destabilising impact of M_p^2 on A_1 and A_2 , as can be seen in figure 9(c). Because of the stronger impact of the pressure anisotropy on \mathcal{A} than the destabilising effect of the flow, the presence of both anisotropy

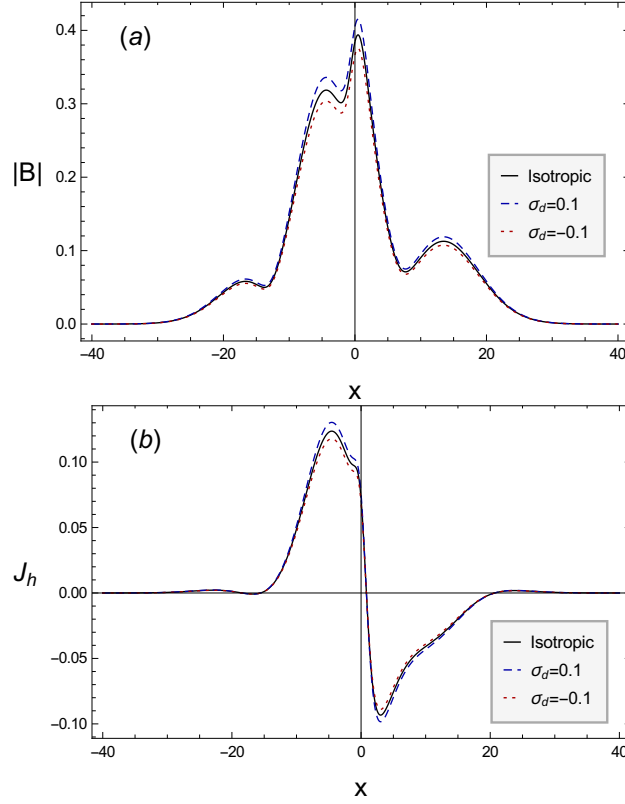


FIGURE 4. Variation of (a) $|\mathbf{B}(x, y = 0, z = 0)|$ and (b) $J_h(x, y = 0, z = 0)$, for the stationary equilibria constructed here, for $M_{p0}^2 = 10^{-3}$ and the impact of pressure anisotropy on them for positive and negative values of σ_d .

and flow has an overall stabilising effect in terms of the region where the condition $\mathcal{A} \geq 0$ is satisfied and the maximum values of \mathcal{A} . This is shown in figure 10.

Finally, as concerns the impact of the torsion, τ , on the quantity \mathcal{A} , for a specific helix, defined by the equations $r = r_c = \text{const.}$, $u = u_c = \text{const.}$ (in helical coordinates), equation (6.8) implies that τ depends only on the parameter η , which characterises the pitch of that helix. Inspection of equation (6.8) implies that τ has an extremum for $\eta = r_c$, corresponding to the maximum torsion, $\tau_{max} = 1/2r_c$. For example, for the static, isotropic equilibrium of figure 1 the helical magnetic axis of the central lobe intersects the plane $z = 0$ at the position $x_c = 2.318$, $y_c = 0$, corresponding to $r_c = 2.318$, and has maximum torsion, $\tau_{max} = 0.2157$. Therefore, there can exist two different helically symmetric configurations with the same torsion but different pitches one for $\eta < r_c$ and the other $\eta > r_c$. However, the same torsion does not imply that these configurations have necessarily the same stability properties. The regions in which the condition $\mathcal{A} \geq 0$ is satisfied for the equilibrium of figure 1 is shown in figure 6. We found the respective stability maps for three pairs of equilibria, shown in figure 11. Each pair corresponds to the same torsion, $\tau < \tau_{max}$ but different pitch lengths, $\eta < r_c$ and $\eta > r_c$. Specifically, the torsion and pitch values we employed in connection with these equilibrium pairs are the following: (upper pair consisting of the figures 11(a),(b)) $\tau_{(a),(b)} = 0.207$, $\eta_{(a)} = 1.75$, $\eta_{(b)} = 3.07$, (middle pair consisting of the figures 11(c),(d)) $\tau_{(c),(d)} = 0.157$, $\eta_{(c)} = 1$, $\eta_{(d)} = 5.37$, and (lower pair consisting of the figures 11(e),(f))

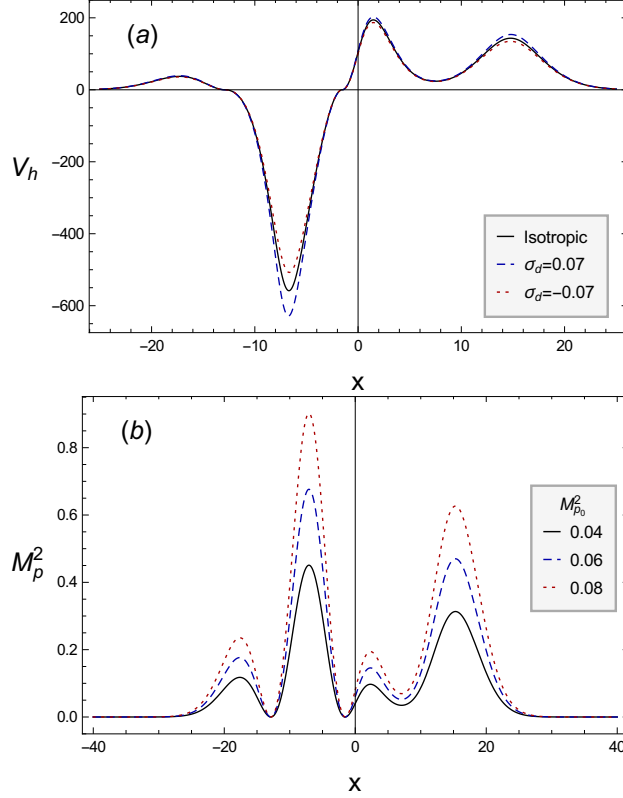


FIGURE 5. Profiles of (a) the helicoidal velocity component for $M_{p_0}^2 = 0.06$, and the impact of pressure anisotropy through σ_d , and (b) the Mach function along the x -axis for different values of the flow parameter $M_{p_0}^2$.

$\tau_{(e),(f)} = 0.089$, $\eta_{(e)} = 0.5$, $\eta_{(f)} = 10.75$. The stability maps indicate that the condition $\mathcal{A} \geq 0$ is satisfied in a wider region as the torsion decreases from its maximum value and for a given torsion \mathcal{A} it gets larger as the pitch length $\eta > r_c$ increases. Thus, we conclude that helical configurations with smaller torsion and bigger pitch lengths may have improved stability characteristics. This result is reasonable if one considers the limit of zero torsion and infinite pitch length in which a helically symmetric plasma column degenerates into an one dimensional, cylindrical θ -pinch. It is well known that such a configuration has favorable stability properties, since the safety factor approaches infinity. However, confinement in a θ -pinch is not possible in the presence of toroidicity because the axial magnetic field becomes purely toroidal.

7. Conclusions

We have derived a sufficient condition for the linear stability of plasma equilibria for field-aligned incompressible flows in connection to plasmas of constant density and pressure anisotropy such that the pressure difference $P_{\parallel}^* - P_{\perp}^*$ be proportional to the magnetic pressure, by employing an Energy Principle. Specifically, we have shown that the linear stability of such kind of equilibria, being guaranteed when the functional of the perturbation potential energy, relates to the sign of a function \mathcal{A} [equation (5.13)] which depends only on equilibrium quantities. According to that condition, any equilibrium is linearly stable to small three-dimensional perturbations whenever (i) the sum of the

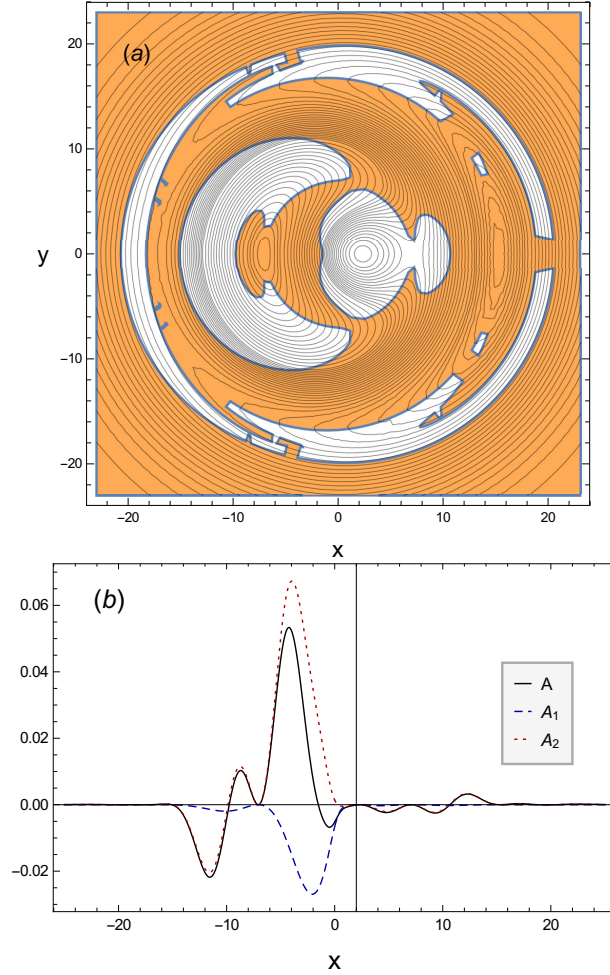


FIGURE 6. (a): For the static anisotropic helically symmetric equilibrium ($\sigma_d = M_{p0}^2 = 0$) the stability condition $\mathcal{A} \geq 0$ is satisfied in the orange coloured regions. (b): The term A_2 has a stabilising effect (red-dotted curve) which counteracts the destabilising one of A_1 (blue-dashed curve), so that the quantity $\mathcal{A} = A_1 + A_2$ indicated by the black-straight curve becomes positive in the aforementioned orange coloured regions.

anisotropy function plus the Mach function of the equilibrium velocity colinear with the magnetic field is not larger than unity [equation (4.6)] and (ii) \mathcal{A} is non-negative [equation (4.7)]. This condition generalises the sufficient condition derived in Throumoulopoulos & Tasso (2007) for respective equilibria with isotropic pressure.

The aforementioned condition can be applied to any plasma steady state without geometrical restriction, that is, it can be employed for three-dimensional equilibria. The quantity \mathcal{A} involved consists of three physically interpretable terms. The first of these terms, being always negative and therefore destabilising, may relate to current driven instabilities. The other two terms may have either positive or negative contribution to \mathcal{A} depending on the characteristics of the background equilibria. The second term relates to the magnetic shear, while the third term relates to the velocity shear and to the variation of the total pressure perpendicular to the magnetic surfaces; the latter term vanishes for static equilibria.

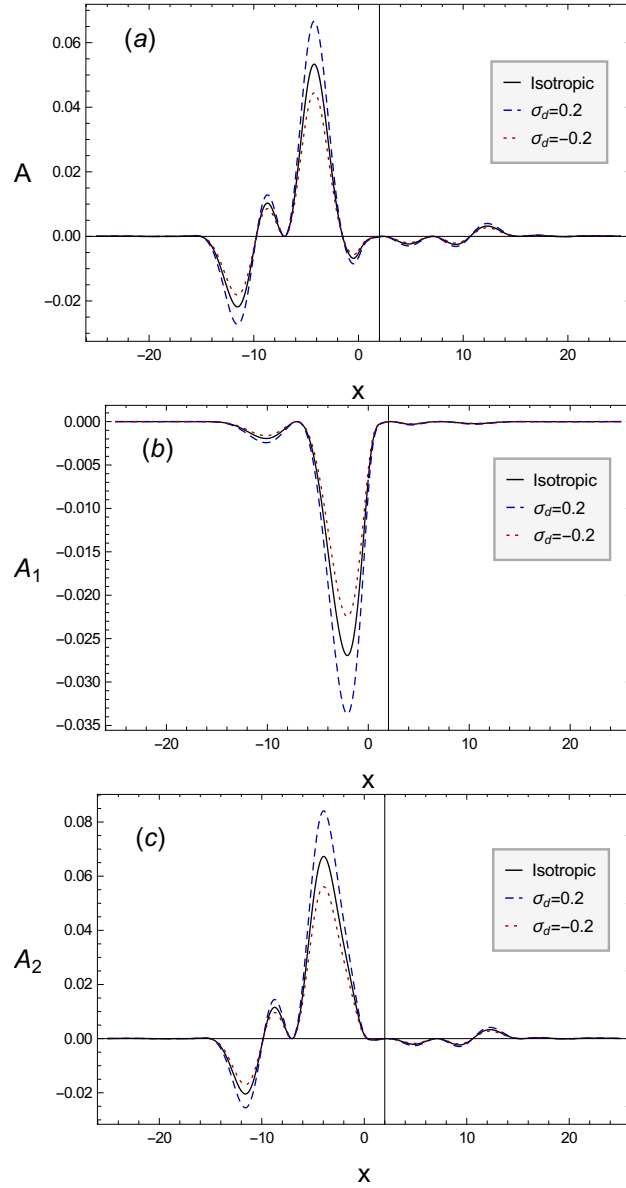


FIGURE 7. The impact of pressure anisotropy on the quantities (a) \mathcal{A} , (b) A_1 and (c) A_2 in the absence of flow ($M_{p0} = 0$) for $\sigma_d = 0.2$ (blue-dashed curves) and $\sigma_d = -0.2$ (red-dotted curve). For comparison are also given the respective isotropic black continuous curves. In the regions where $\mathcal{A} \geq 0$ this impact is stabilising for $\sigma_d > 0$ and destabilising for $\sigma_d < 0$.

In addition, we have shown that if a given equilibrium with field-aligned incompressible flows of constant mass density and constant pressure anisotropy function fulfills the aforementioned condition, and therefore is linearly stable, then all the families of equilibria obtained by the application of the symmetry transformations presented in Evangelias & Throumoulopoulos (2019) on the original equilibrium, are also linearly stable, provided that a parameter, C , appearing in these transformations, is positive definite.

At last, we applied the aforementioned sufficient condition to a special class of helically symmetric equilibrium solutions describing astrophysical jets in order to examine

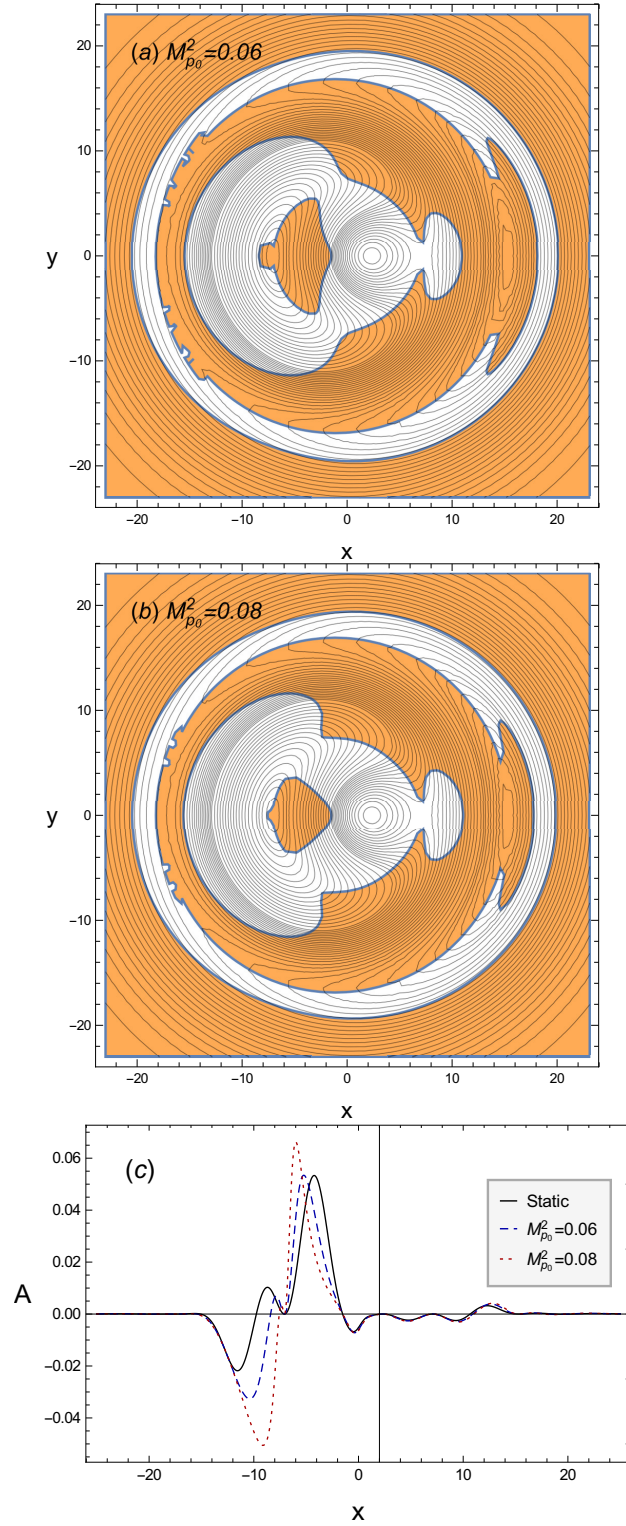


FIGURE 8. Impact of the flow through $M_{p_0}^2$ in the central orange colored region where the stability condition $\mathcal{A} \geq 0$ is satisfied in comparison with the respective static isotropic equilibrium. The maximum used value of the parameter M_{p_0} for which all the pressures remain positive is 0.08.

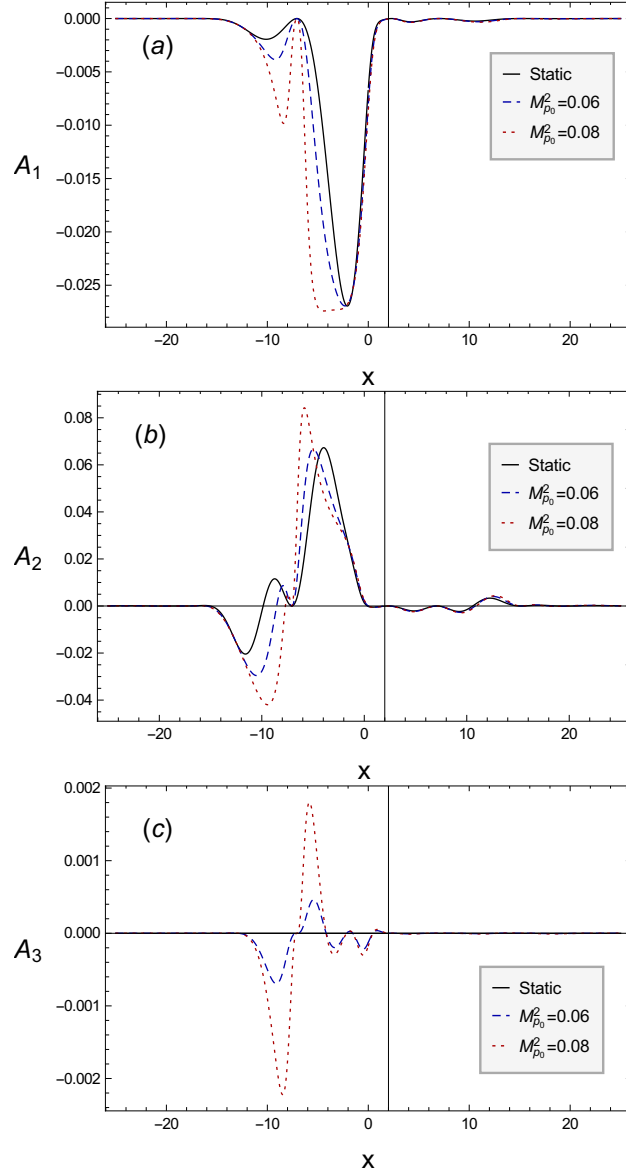


FIGURE 9. The impact of the flow parameter M_{p0}^2 on the terms: (a) A_1 , (b) A_2 , and (c) A_3 , for $\sigma_d = 0$.

the impact of flow, pressure anisotropy as well as of the torsion and pitch of certain equilibrium-configuration helices on stability. For this class of equilibria we have found that both the flow and the anisotropy can have noticeable impact on stability, which in different plasma regions can be either stabilising or destabilising; the impact of pressure anisotropy is stronger than that of the flow. Specifically, in the regions where the stability condition $\mathcal{A} \geq 0$ is satisfied the combined effect of flow and anisotropy is stabilising when $P_{\parallel} > P_{\perp}$. Finally, the results indicate that helically symmetric equilibrium configurations with smaller torsion and larger pitch length are favored in terms of stability.

It is interesting to pursue potential extensions of the sufficient condition derived here to steady states with compressible flows or/and more physically relevant pressure

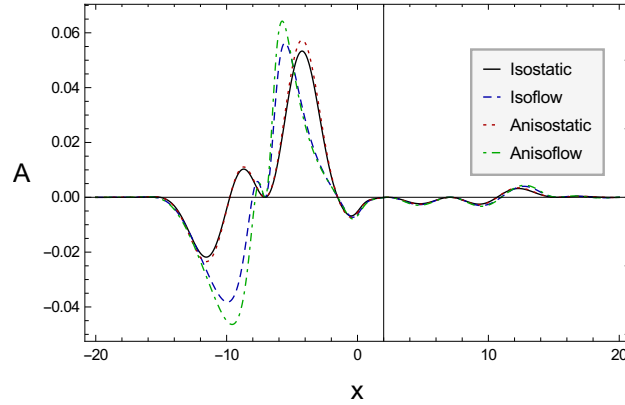


FIGURE 10. The overall stabilising impact of pressure anisotropy in combination with flow on the stability of the constructed helically symmetric equilibria. The pertinent parametric values employed are as follows: (straight black curve) $\sigma_d = M_{p0}^2 = 0$, (blue dashed curve) $\sigma_d = 0$, $M_{p0}^2 = 0.07$, (red dotted curve) $\sigma_d = 0.07$, $M_{p0}^2 = 0$, and (green dot-dashed curve) $\sigma_d = M_{p0}^2 = 0.07$.

anisotropy. This requires replacing incompressibility and the assumption of constant pressure anisotropy function by alternative equations of state on the understanding that finding self consistently more appropriate equations of state (or energy equations) associated with the pressure tensor elements P_{\parallel} and P_{\perp} relates to the tough closure problem of a hybrid kinetic-fluid model, e.g. Snyder *et al.* (1997); Ramos (2015).

Acknowledgements

This study was performed within the framework of the EUROfusion Consortium and has received funding from the Euratom research and training programme 2014-2018 and 2019-2020 under grant agreement No 633053 as well as the National Program for the Controlled Thermonuclear Fusion, Hellenic Republic. The views and opinions expressed herein do not necessarily reflect those of the European Commission. A.E. has in part been financially supported by the General Secretariat for Research and Technology (GSRT) and the Hellenic Foundation for Research and Innovation (HFRI).

REFERENCES

- BERNSTEIN, I. B., FRIEMAN, E. A., KRUSKAL, M. D. & KULSRUD, R. M. 1958 An energy principle for hydromagnetic stability problems. *Proc. R. Soc. Lond. A* **244**, 17.
- BOGOYAVLENSKIJ, O. I. 2000 Helically symmetric astrophysical jets. *Phys. Rev. E* **62**, 8616.
- BOGOYAVLENSKIJ, O. I. 2001 Infinite symmetries of the ideal MHD equilibrium equations. *Phys. Lett. A* **291**, 256.
- CHEVIAKOV, A. F. & BOGOYAVLENSKIJ, O. I. 2004 Exact anisotropic MHD equilibria. *J. Phys. A: Math. Gen.* **37**, 7593.
- CHEW, G. F., GOLDBERGER, M. L. & LOW, F. E. 1956 The Boltzmann equation and the one-fluid hydromagnetic equations in the absence of particle collisions. *Proc. R. Soc. Lond. A* **236**, 112.
- CLEMENTE, R. A. 1993 Anisotropic axisymmetric equilibria via an analytic method. *Nucl. Fusion* **33**, 963.
- EVANGELIAS, A., KUIROUKIDIS, A. & THROUMOULOPOULOS, G. N. 2018 Helically symmetric equilibria with pressure anisotropy and incompressible plasma flow. *Plasma Phys. Control. Fusion* **60**, 025005.

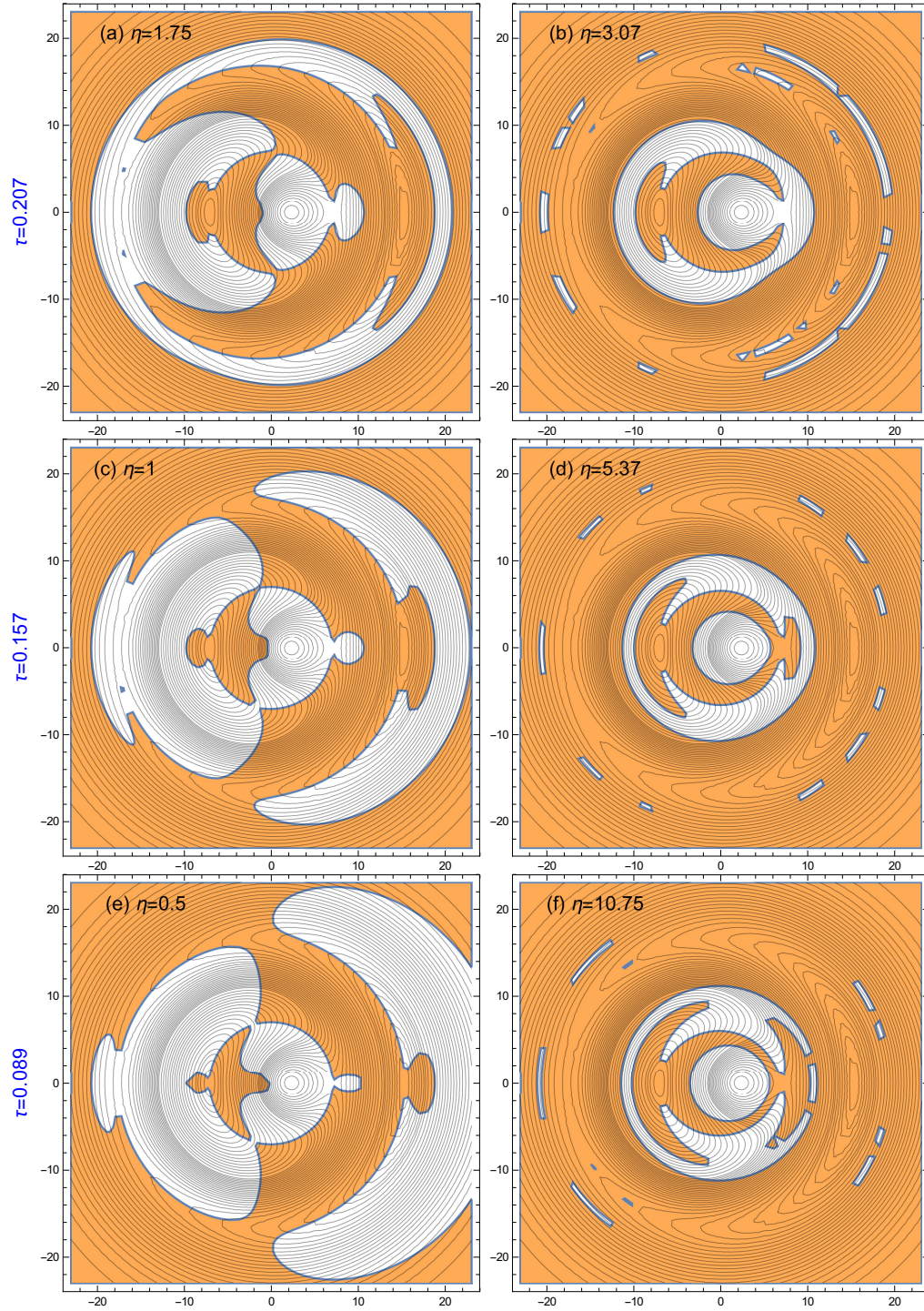


FIGURE 11. The impact of the torsion of the magnetic axis and of the pitch on the linear stability of helically symmetric equilibria. Each pair of figures illustrate configurations that have same torsion, but different pitch values as explained in the text.

- EVANGELIAS, A. & THROUMOULOPOULOS, G. N. 2019 Symmetry transformations for magnetohydrodynamics and Chew-Goldberger-Low equilibria revisited. *Plasma Sci. Technol.* **21**, 095102.
- FRIEMAN, E. & ROTENBERG, M. 1960 On hydromagnetic stability of stationary equilibria. *Rev. Mod. Phys.* **32**, 898.
- HAMEIRI, E. 1998 Variational principles for equilibrium states with plasma flow. *Phys. Plasmas* **5**, 3270.
- HUNANA, P., TENERANI, A., ZANK, G. P., KHOMENKO, E., GOLDSTEIN, M. L., WEBB, G. M., CALLY, P. S., COLLADOS, M., VELLI, M. & ADHIKARI, L. 2019 An introductory guide to fluid models with anisotropic temperatures. Part 1. CGL description and collisionless fluid hierarchy. *Journal of Plasma Physics* **85**, 205850602.
- ILIN, K. I. & VLADIMIROV, V. A. 2004 Energy principle for magnetohydrodynamic flows and Bogoyavlenskij's transformation. *Phys. Plasmas* **11**, 3586.
- RAMOS, J. J. 2015 New regime of low ion collisionality in the neoclassical equilibrium of tokamak plasmas. *Phys. Plasmas* **22**, 070702.
- RAMOS, J. J. 2015 Quasineutrality and parallel force balance in kinetic magnetohydrodynamics. *Journal of Plasma Physics* **81**, 905810111.
- SIMINTZIS, C., THROUMOULOPOULOS, G. N. & PANTIS, G. 2001 Analytic magnetohydrodynamic equilibria of a magnetically confined plasma with sheared flows. *Phys. Plasmas* **8**, 2641.
- SNYDER, P. B., HAMMETT, G. W. & DORLAND, W. 1997 Landau fluid models of collisionless magnetohydrodynamics. *Phys. Plasmas* **4**, 3974.
- THROUMOULOPOULOS, G. N. & TASSO, H. 2007 A sufficient condition for the linear stability of magnetohydrodynamic equilibria with field aligned incompressible flows. *Phys. Plasmas* **14**, 122104.
- VLADIMIROV, V. A. & ILIN, K. I. 1998 The three-dimensional stability of steady magnetohydrodynamic flows of an ideal fluid. *Phys. Plasmas* **5**, 4199.