

The existence of a universal transverse knot

JESÚS RODRÍGUEZ-VIORATO

We prove that there is a knot K transverse to ξ_{std} , the tight contact structure of S^3 , such that every contact 3-manifold (M, ξ) can be obtained as a contact covering branched along K . By contact covering we mean a map $\varphi : M \rightarrow S^3$ branched along K such that ξ is contact isotopic to the lifting of ξ_{std} under φ .

[53D10](#); [57M12](#)

1 Introduction

In 1982, W. Thurston [16] first introduced the universality of links. He showed that there is a link K in S^3 such that any compact orientable 3-manifold can be obtained as a covering space of S^3 branched along K . Such links are called *universals*.

Later, J. González [7] used branched covering in the context of contact 3-manifolds. He noticed that it is possible to “lift” or “pull-back” the contact structure on the base space S^3 up to the domain M through a covering $\phi : M \rightarrow S^3$ branched along a transverse link $L \subset S^3$ (see Definition 2.2). After that, H. Geiges [5] generalized the result to other dimensions, and Öztürk and Niederkrüger [14] showed that this “pull back” is unique up to contact isotopy.

In 2013, M. Casey raised the question about the existence of transverse universal links [4]. That is, if there is a link L transverse to the standard contact structure ξ_{std} of S^3 such that any contact 3-manifold is a contact covering of S^3 branched along L . She also showed that the figure-eight knot is not of this kind.

Recently, R. Casals and J. Etnyre [3] proved that there is a transverse universal link. They also asked if it is possible to find one which is connected, *a.k.a* a transverse universal knot.

In the present work, we obtain an affirmative answer to that question, with the proof of the following theorem.

Theorem 1.1 *There is a universal transverse knot.*

Proof The proof is just a corollary of Theorem 1.2. From it, we know that there exists a contact branch covering $\varphi : (S^3, \xi_{std}) \rightarrow (S^3, \xi_{std})$ branched along some transverse knot K such that $\varphi^{-1}(K)$ contains a sublink that is contact isotopic to the universal transverse link L given in [3].

Because L is transverse universal, we know that for any contact manifold (M, ξ) there exists a contact covering $\varphi' : (M, \xi) \rightarrow (S^3, \xi_{std})$ branched along L . Then, $\varphi \circ \varphi' : (M, \xi) \rightarrow (S^3, \xi_{std})$ is a contact covering branched along K . Hence, K is transverse universal. \square

In fact, Theorem 1.2 says even more, it says that we can construct such a branch covering for any transverse link L in (S^3, ξ_{std}) , being L universal or not. This theorem can be considered as the contact version of a previous theorem from Hilden, Lozano, and Montesinos in [9].

Theorem 1.2 *Given any transverse link L in (S^3, ξ_{std}) , there is a contact covering $\varphi : (S^3, \xi_{std}) \rightarrow (S^3, \xi_{std})$ branched along some transverse link L' such that L is contained in $\varphi^{-1}(L')$. If L is disconnected, L' can be chosen connected or with fewer components than L .*

We will give a constructive proof of this theorem. To get the universal link K , one needs to follow our construction replacing L with the transverse universal link provided by Casals and Etnyre. The algorithm is long, and it will create a knot with a lot of crossings. If we want to obtain a knot with fewer crossings, a possible way is to simplify the algorithm presented here for the specific case of the link L given in [3].

The paper is organized as follows. In Section 2, we review some known facts about contact structures and open books. At the end of this section, we prove that the following theorem implies Theorem 1.2.

Theorem 4.1 *Let L be a braid link in S^3 . Then there is braid knot K in S^3 and a covering $\varphi : S^3 \rightarrow S^3$ map branched along K such that φ maps disk pages into disk pages (of the corresponding standard open books of S^3) such that a positive stabilization of L is a conjugate of some sublink of $\varphi^{-1}(K)$.*

We can think of this theorem as a translation of Theorem 1.2 from contact structures, and transverse knots into open-books, and braids. So, after Section 2 we expend most of our time proving Theorem 4.1.

First, in Section 3 we set up some notation to describe branch coverings between surfaces using graphs. These coverings will be the main tool to construct open-book

branch coverings $\varphi : S^3 \rightarrow S^3$. We also describe how it is possible to modify these coverings through half-twists (see Subsection 3.A). By the end of this section, we construct a special branch covering $\varphi_m : S^3 \rightarrow S^3$ for every $m \geq 8$ that admits a bunch of such special modifications.

In Section 4 we prove Theorem 4.1. In the first subsection (4.A), we describe another set of moves specially crafted to modify the branch covering map φ_m in a finer way. The definition is again through a set of half-twist. In Subsection 4.B we show that these moves are enough to construct any given closed braid L as a $2m$ -strand sub-braid of $\varphi_m^{-1}(K)$ for some m .

Finally, in Subsection 4.C we write the detailed proof of Theorem 4.1 in a constructive way. We split the proof into five steps. The first four steps create a closed braid link K , and the given link L as a sub-braid of $\varphi_m^{-1}(K)$. The link L is carefully setup inside of $\varphi_m^{-1}(K)$ for the fifth step to work. The final fifth step is just a simple cubic power of a half-twist that reduces the number of components of K by one, and changes $L \subset \varphi_m^{-1}(K)$ only by a set of positive stabilizations. This final step is what finally proves Theorem 4.1.

Acknowledgment. Part of this work was carried out while the author was visiting the Mathematics Department at the University of Iowa and he wishes to thank them for their hospitality. Especially to Maggy Tomova for insightful conversations and guidance. He also likes to thank Roman Aranda, Thomas Kindred, Puttipong Pongtanapaisan, and Daniel Rodman for helpful discussions at the Topology Secret Seminar organized by Maggy. The author is greatly indebted to Puttinpong for letting him know about this problem.

2 From contact structures to open books

An n -fold branch covering between a 3-manifold N by another manifold M is a continuous map $\varphi : M \rightarrow N$ such that there are links $L' \subset M$ and $L \subset N$ where $L' = \varphi^{-1}(L)$ and $\varphi : M - L' \rightarrow N - L$ is an ordinary covering map. We will also include in our definition that, around each component of L' , there is a neighborhood $U = S^1 \times D^2$ such that $\varphi(U) = S^1 \times D^2$ and in these coordinates φ is of the form $\varphi(\theta, z) = (\theta^k, z^m)$ for some positive integers k and m . We will say that φ is an n -sheet branch covering map if $\varphi : M - L' \rightarrow N - L$ is an n -sheet covering map.

If N has a contact structure ξ , it will be possible to give M a contact structure “induced” by φ thanks to the following theorem.

Theorem 2.1 (J. Gonzalo [7], H. Geiges [5], Göztürk and Niederkrüger [14]) *Let $\varphi : M \rightarrow N$ be a branched covering map with branch locus L . Given a contact structure ξ on N with contact form α such that L is transverse to ξ , then $\varphi^*(\alpha)$ may be deformed by an arbitrarily small amount near $\varphi^{-1}(L)$ to give a contact form defining a unique, up to contact isotopy, contact structure ξ_L on M .*

Definition 2.2 A branch covering map $\varphi : (M, \xi_L) \rightarrow (N, \xi)$ with the contact structure ξ_L defined as above is called a *contact branch covering* of (N, ξ) along L .

2.A Open Books

An open book decomposition for a 3-manifold M is given by a link L embedded in M such that $M - L$ fibers over S^1 with the condition that $\pi^{-1}(t)$ is a Seifert surface of L for every $t \in S^1$; where $\pi : M - L \rightarrow S^1$ is the fibration map. We often say that (L, π) is an open book decomposition of M . The fibers $F_t = \pi^{-1}(t)$ are called *pages*, and the link L is called the *binding* of the open book decomposition. The monodromy of the fibration π is called the *monodromy* of the open book decomposition.

Given a surface E and automorphism f fixing ∂E , we can construct a 3-manifold $M_{(E,f)}$ by taking the mapping torus of f and gluing some solid tori at the boundary (see [13] for a more detailed description). The manifold $M_{(E,f)}$ has a natural open book decomposition given by (E, f) . The union of the cores of the glued tori is the binding, and the pages are copies of E . The function f is the corresponding monodromy. We will refer to the pair (E, f) as an *abstract open book*.

2.B Compatible open books

It has been shown by Giroux [6] that there is a correspondence between open books and contact-structures. The corresponding open book for a contact structure is often called a *compatible* or *supported* open book.

We will refer to (S^3, ξ_{std}) as the standard contact 3-sphere. It is well known that a compatible open book decomposition for the standard contact 3-sphere is given by disk a fibration of a trivial knot transverse to ξ_{std} with self linking -1 . In this case, the pages are disks, and the monodromy is the identity.

So, by taking any abstract open book (E^2, f) , we can construct a contact structure $\xi_{(E^2, f)}$ for the 3-manifold $M_{(E^2, f)}$ compatible with the natural open book decomposition given by (E^2, f) . By Giroux's correspondence theorem [6], all the possible contact

structures $\xi_{(E^2, f)}$ are contact isotopic. In particular, if we take any automorphisms $f \in \text{Aut}(D^2, \partial D^2)$, the contact structure $\xi_{(D^2, f)}$ is contact isotopic to the standard contact structure ξ_{std} of $M_{(D^2, f)} \cong S^3$.

2.C Open books branch coverings

For this part, we are going to review some known facts about branch coverings and open books (for a detailed exposition see Casey's Thesis [4, Section 3.4]). We also take the opportunity to introduce some handy notation, inspired by the non-branching case introduced in [10].

Now, let us take a covering $\phi : \tilde{F}^2 \rightarrow F^2$ branched along some finite set of points $P = \{p_1, \dots, p_m\} \subset F^2$.

Definition 2.3 If there is an automorphism $\tilde{f} \in \text{Aut}(\tilde{F}, \partial \tilde{F})$ satisfying that

$$\phi \circ \tilde{f} = f \circ \phi$$

we will say that (\tilde{F}, \tilde{f}) branch covers (F, f) . We will also say that $\phi : (\tilde{F}^2, \tilde{f}) \rightarrow (F, f)$ is an open book branch covering map.

On the above definition, the branch covering map is defining an actual branch covering map between 3-manifolds, namely $\varphi : M_{(\tilde{F}, \tilde{f})} \rightarrow M_{(F, f)}$ satisfying that its restriction to the pages is equivalent to ϕ . The branching set B of φ is the projection of $P \times [0, 1] \subset F \times [0, 1]$ into $M_{(F, f)}$. Observe that B is a 1-dimensional submanifold of $M_{(F, f)}$, which is transverse to the pages. In other words, B is a link transverse to the pages of $M_{(F, f)}$.

In particular, when F is a disk, $F = D^2$. Any open book branch covering over (D^2, f) branches along a closed braid in $S^3 \cong M_{(D^2, f)}$.

On the other way around, if we have any covering map $\varphi : M^3 \rightarrow S^3$ branched along some closed braid L in S^3 , then we can give M^3 an "induced" open book decomposition. As a closed braid, L is transverse to the pages of an open book decomposition (D^2, Id) of S^3 (where Id is the identity map). The way we can create an open book decomposition for M is by using $\varphi^{-1}(\partial D^2)$ as a binding, and $F_t = \varphi^{-1}(D^2 \times t)$ as the pages. Which then makes φ an open book covering map.

2.D Braids and transverse links

There is a correspondence between braids in S^3 and transverse links in the standard contact 3-sphere (see Theorem 2.6 below). To construct the correspondence, we need to recall that ξ_{std} restricted to $S^3 - \{point\}$ is contactomorphic to $(\mathbb{R}^3, \xi_{sym})$ where $\xi_{sym} = \ker(xdy - ydx + dz)$. This means that any link transverse to ξ_{std} can be identified with a transverse link in $(\mathbb{R}^3, \xi_{sym})$ and vice-versa.

Now, it is easy to show that any braid can be drawn transversely to ξ_{sym} by pushing it away from the z -axis. This way, any braid represents a transverse link. And the following theorem from Bennequin says that any transverse knot comes from a braid.

Theorem 2.4 (Bennequin, [2]) *Any transverse link in $(\mathbb{R}^3, \xi_{sym})$ is transversely isotopic to a closed braid.*

It is natural to ask whether two braids represent the same transverse link. The answer is given in similar terms as the famous Markov's Theorem for braids [11] and links. Before the statement of the theorem, we need to recall the following definition.

Definition 2.5 Given a braid B in the braid group B_n , we can get another braid $B' \in B_{n+1}$ by adding a crossing between the extra strand and the last strand of B . If the added crossing is positive (or negative) we say that B' is a *positive (or negative) stabilization* of B , or that B is a *positive (or negative) destabilization* of B .

Theorem 2.6 (Orevkov and Shevchishin, [12]) *Two braids represent the same transverse link if and only if they are related by a sequence of positive stabilization/destabilization and braid isotopy.*

Let (D^2, f) be an abstract open book and let $\phi : (\tilde{F}^2, \tilde{f}) \rightarrow (D^2, f)$ be an open book branch covering map as in Definition 2.3. We observed in Subsection 2.C that ϕ induces an actual branch covering map $\varphi : M_{(\tilde{F}^2, \tilde{f})} \rightarrow M_{(D^2, f)}$ branched along a closed braid $L \subset M_{(D^2, f)} \cong S^3$ transverse to all pages of the open book decomposition given by (D^2, f) .

Now, we have seen that L can be thought of as a transverse link in (S^3, ξ_{std}) . And we know that ξ_{std} is compatible with the open book decomposition described by (D^2, f) . We can also take the contact structure $\xi_{(\tilde{F}^2, \tilde{f})}$ in domain space $M_{(\tilde{F}^2, \tilde{f})}$ of φ that is compatible with the open book (\tilde{F}^2, \tilde{f}) (see Subsection 2.B). It is natural to ask if $\varphi : (M_{(\tilde{F}^2, \tilde{f})}, \xi_{(\tilde{F}^2, \tilde{f})}) \rightarrow (M_{(D^2, f)}, \xi_{(D^2, f)}) \cong (S^3, \xi_{std})$ is a contact branch covering map. The answer is affirmative, and it is given in the following theorem.

Theorem 2.7 (M. Cassey in [4]) *Let L be a link braided transversely through the pages of the open book decomposition (D^2, id) , which supports (S^3, ξ_{std}) . Let (M, ξ) be the covering contact manifold obtained by branching over L . The open book constructed as described in Subsection 2.C supports the contact manifold (M, ξ) .*

In particular, if $\tilde{F}^2 \cong D^2$ then $M_{(\tilde{F}^2, \tilde{f})}$ is contactomorphic to (S^3, ξ_{std}) . This way, we get a contact branch covering $(S^3, \xi_{std}) \rightarrow (S^3, \xi_{std})$. The construction of many branch coverings of this kind is crucial to prove Theorem 1.2, and we can accomplish this through open book branch coverings $(D^2, \tilde{f}) \rightarrow (D^2, f)$.

2.E Proof of Theorem 1.2

To prove the theorem is enough to show that we can construct a contact covering $\varphi : (S^3, \xi_{std}) \rightarrow (S^3, \xi_{std})$ branched along some transverse knot K such that $\varphi^{-1}(K)$ contains a sublink transverse isotopic to the already known universal link L (the one given by R. Casals and J. Etnyre in [3]). This way any contact manifold (M^3, ξ) would be a contact covering of (S^3, ξ_{std}) branched along K , just by taking the composition of the already known contact covering $h : (M^3, \xi) \rightarrow (S^3, \xi_{std})$ branched along L followed by φ .

As we are looking for a branch covering between two 3–spheres we can use open-books. We start by taking an open book branch covering between 2-disk $\phi : (\tilde{D}^2, \tilde{f}) \rightarrow (D^2, f)$ as explained before. This covering corresponds to a contact branch covering map given by $\varphi : (M_{(\tilde{D}^2, \tilde{f})}, \xi_{(\tilde{D}^2, \tilde{f})}) \rightarrow (M_{(D^2, f)}, \xi_{(D^2, f)})$. In both spaces, the domain and codomain of φ , we have that their contact structures are supported by the standard open-book decomposition (the one with disk pages). This means that both spaces are contactomorphic to the 3-sphere with the standard contact structure.

This way of constructing branch covering between standard contact 3-spheres, naturally place the branching set $B \subset M_{(D^2, f)}$ as a closed braid. This braid can be described by decomposing f as a composition of half-twists around arcs with ends in $P \subset D^2$ (see Subsection 2.C). And the same happens with the preimage of $\tilde{B} = \varphi^{-1}(B)$, it is naturally in braid form and its braid word is given by the decomposition of \tilde{f} in half-twists along arcs with ends in $\phi^{-1}(P) \subset \tilde{D}^2$.

Observe that the braid B and its preimage \tilde{B} are transverse knots to the corresponding contact structures on the space where they live; which are in both cases tight contact spheres. We can then contact isotope this braids using Markov’s like moves thanks to Theorem 2.6.

By Theorem 2.4 we know that we can transverse isotope L to be a closed braid L' . We can then finish the proof if we can prove that L' is a subbraid of some \tilde{B} . Remember that \tilde{B} depends on $\phi : (\tilde{D}^2, \tilde{f}) \rightarrow (D^2, f)$, that can be chosen in many different ways (we will see that in Section 4).

Again, by Theorem 2.6, we can relax the condition of being a subbraid to just being equivalent under positive stabilization/destabilization to a subbraid of some \tilde{B} . This is what we accomplish by proving Theorem 4.1, but for any possible closed braid L' , not just the one obtained from L .

This completes the proof. For the rest of this document, we will focus on proving Theorem 4.1.

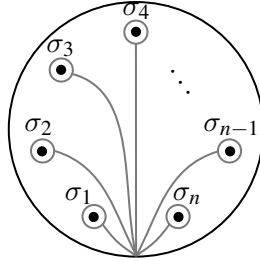
3 Description with graphs

As we have seen in the previous section, a way to construct a contact branch covering $(S^3, \xi_{std}) \rightarrow (S^3, \xi_{std})$ is through open book branch covering maps between disks $(D^2, \tilde{f}) \rightarrow (D^2, f)$. In this section, we are going to study how to construct many of these such coverings. For that, we are going to use edge-colored graphs.

Let G be a finite graph, we say that G is edge-colored if all its edges are labeled, and consecutive edges (edges with a common vertex) are labeled differently. We will refer to labels as colors. A coloring with the numbers $\{1, 2, \dots, n\}$ is called an n -edge-coloring. If there is no confusion, we will only say n -coloring instead of n -edge-coloring.

Given an n -colored graph G with m vertices, we can associate a presentation $\rho : F_n \rightarrow S_m$, where F_n is the free group of rank n , and S_m is the symmetric group on m symbols. The presentation is constructed by assigning to each generator (a color of G) in F_n a product of transpositions given by the edges. More formally, if x_1, \dots, x_n is a set of generators of F_n , we define $\rho(x_i)$ as the product of all the transpositions $(a b)$ where $[a, b]$ is an i -colored edge in G . As no two consecutive edges have the same color, $\rho(x_i)$ is a product of disjoint transpositions. For example, for the graph in Figure 2 the corresponding representation $\rho : F_4 \rightarrow S_6$ is the one given by $\rho(x_1) = (1\ 2)(3\ 4)$, $\rho(x_2) = (2\ 6)$, $\rho(x_3) = (2\ 3)$, and $\rho(x_4) = (2\ 5)$.

As the fundamental group of a disk minus n points is a free group of rank n , ρ can be thought of as a representation of $\pi_1(D^2 - \{p_1, \dots, p_n\}) \rightarrow S_m$. Then we take the covering map $\hat{\phi} : \hat{E} \rightarrow D^2 - \{p_1, \dots, p_n\}$ corresponding to ρ . Now, after taking the Stone-Čech compactification of $\hat{\phi}$, we obtain a covering map $\phi : E^2 \rightarrow D^2$ branched along $\{p_1, \dots, p_n\}$. We will say that G is the graph representation of ϕ .

Figure 1: Standard n -punctured disk generators

Observe that one important step to construct ϕ is to give an isomorphism between $\pi_1(D^2 - \{p_1, \dots, p_n\})$ and F_n . This isomorphism is determined by a set of generators of $\pi_1(D^2 - \{p_1, \dots, p_n\})$. So, to fix the covering ϕ corresponding to G and remove any ambiguity we choose the generators $\{\sigma_1, \sigma_2, \dots, \sigma_n\}$ depicted in Figure 1.

Observe that G can be embedded in E . Take the base point $V \in D^2$, this is the common point of the σ 's shown in Figure 1. Then the vertices of G correspond to $\phi^{-1}(V) = \{V_1, V_2, \dots, V_m\}$ and the i -colored edge connecting V_a with V_b will correspond to the lifts of the generator σ_i at a vertex V_a . Basically, G corresponds to the subset of $\phi^{-1}(\sigma_1 \vee \dots \vee \sigma_n)$ without lifts of σ_i that starts and ends at the same vertex V_a for some a .

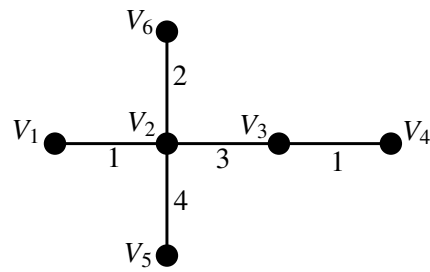
Observe that E strongly retracts to G . As a consequence, we have the following remark.

Remark E is a disk if and only if G is a tree.

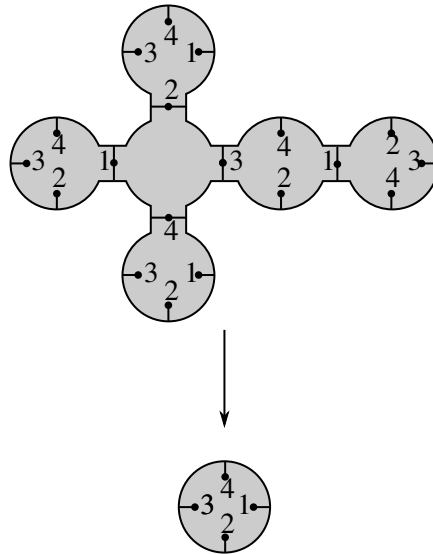
From now on, we are going to focus on the case that G is a tree. In order to visualize E from the graph G , we first embed G into the real plane with the following condition at each vertex $v \in G$: when listing the colors of the edges incident to a v , starting from the edge of smallest color and in a clockwise direction, the resulting sequence is strictly increasing. After having G embedded, just thicken it up (or more formally, take a small closed regular neighborhood of G inside the plane) to get E .

The graph G in Figure 2a can be thought of as an embedding into the Euclidean plane (thinking the paper sheet as the plane). It satisfies the condition around the vertices that we said before. For example, around V_2 , the list of colors of the edges is 1, 2, 3, 4: remember that we need to start from the edge $[V_1, V_2]$ (which is the edge with the smallest color around V_2) and move in a clockwise direction around the edges incident to V_2 . After thickening G up, we get the picture that is above the arrow in Figure 2b.

A more precise way of getting the branch covering map, and not only the covering space, is by the following process.



(a) Four colored graph with six vertices



(b) Branch covering associated with the graph above

Figure 2: An example of a covering described by a graph.

- (1) We mark n points in the base disk D^2 and label them as $1, 2, \dots, n$ (remember that n is the number of colors). Instead of taking any random set of points, we are going to choose a circular array of n points as in Fig 1. Then we label the points in clockwise order (the disk below the arrow in Figure 2b is an example of a base disk with 4 colors).
- (2) Then we take as many copies of the base disk D^2 as the number of vertices of G , and place them over the vertices of G .
- (3) Later, for each edge $e = [V_j, V_k]$ of color i in G we do as follows.
 - We cut out D_j and D_k (the disks at V_j and V_k respectively) along an oriented radial arc κ_i coming out of the i -marked point and ending at the disk boundary (in Figure 2b, the arcs $\kappa_1, \kappa_2, \kappa_3$, and κ_4 are depicted as the four small arcs connecting the points).
 - After cutting along κ_i , we get two copies of κ_i in D_j^2 (as well as in D_k^2). We name one copy as positive or negative according to the orientation of D_j^2 (as well as in D_k^2).
 - Finally we glue the positive arc in D_j^2 with the negative arc in D_k^2 , and vice-versa.

At the end of this process, we get a surface E contractible to G and made of copies of the base D^2 . As G is a tree, E is homeomorphic to a disk. But moreover, we get a quotient map $\phi : E \rightarrow D^2$ that identifies each copy $D_j^2 \subset E$ with D^2 . The map ϕ is a covering map branched along n point in D^2 . A complete example of this construction is shown in Figure 2.

As consideration for the reader, we are going to draw G embedded in the plane, taking care of the colors' order around the vertices as described above. This way, the thickening up of that embedding will correspond to the covering space. But, for most of the arguments, drawing G in this way is not required.

We finalize this section with some notation that relates colored graphs with representations of free groups in the symmetric group.

Definition 3.1 In the following definitions, we denote with S_m the symmetric group of m elements. Let ρ be an element of S_m , $R = \{\rho_1, \rho_2, \dots, \rho_n\}$ be a finite subset of S_m , and $\phi : F_n \rightarrow S_m$ be a representation of F_n into S_m . We now define the graphs G_ρ , G_R , and G_ϕ .

- (1) We denote as G_ρ the directed graph associated to ρ . The graph consists of m vertices v_1, \dots, v_m , and directed edges $v_i \rightarrow v_j$ if and only if $\rho(i) = j$ with $i \neq j$.

If $\rho \in S_m$ is a product of disjoint transpositions, G_ρ can be thought of as an undirected graph.

- (2) We denote as G_R the directed n -colored graph with m vertices constructed by taking the union of directed graphs G_{ρ_i} for all i . Where we colored each edge $v_i \rightarrow v_j$ with k if and only if $\rho_k(i) = j$ with $i \neq j$. Multiple parallel edges may appear.

If R is a set of permutations of order 2 (product of transpositions), then G_R is an undirected n -colored graph.

- (3) We denote $G_\phi = G_R$ where $R = \{\phi(\sigma_1), \dots, \phi(\sigma_n)\}$ where $\{\sigma_1, \sigma_2, \dots, \sigma_n\}$ is a base of generators for F_n . So, G_ϕ depends on the choice of generators.

Some important graphs that we are going to use are the following:

Definition 3.2 We define the following graphs:

- (1) A *linear graph* is a connected tree graph (not necessarily colored) with valences no greater than 2.
- (2) We denote as L_m to the m -colored linear graph with exactly $m + 1$ vertices named v_0, v_1, \dots, v_m , and m edges $[v_i, v_{i+1}]$ with $i = 0, \dots, m - 1$. Each edge $[v_i, v_{i+1}]$ is colored with $i + 1$.
- (3) Let $L_{(m,2)}$ be a 2-colored linear graph with exactly m edges. Using the same notation as above, we color each edge $[v_i, v_{i+1}]$ as 1 if $i + 1$ is odd or 2 otherwise.

3.A Half-twist lifting

Recall that we want to construct open book branch coverings between disks (as in Definition 2.3) We already know how to construct many branch covering maps $\phi : D^2 \rightarrow D^2$ using graphs. What is missing to get an open book branch covering is a pair of disk automorphism f, \tilde{f} such that $f \circ \phi = \phi \circ \tilde{f}$. That is why we are interested in automorphisms $f : D^2 \rightarrow D^2$ where such \tilde{f} exists.

Definition 3.3 Let $\phi : \tilde{E}^2 \rightarrow E^2$ be a branch covering map with branching set $P = \{p_1, \dots, p_n\} \subset E^2$. We will say that a map $f : (E, P) \rightarrow (E, P)$ is *liftable* if there is map $\tilde{f} : \tilde{E}^2 \rightarrow \tilde{E}^2$ such that $f \circ \phi = \phi \circ \tilde{f}$.

We may also say that f *lifts* to \tilde{f} with respect to ϕ . When ϕ can be inferred from the context, we will often say that f *lifts* to \tilde{f} or we may simply say f lifts.

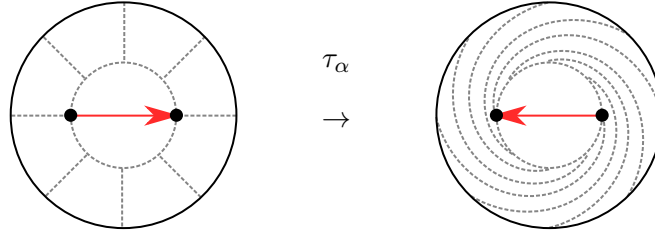


Figure 3: Arc twist image

We are particularly interested in liftable automorphisms $f : (D^2, P) \rightarrow (D^2, P)$ of a punctured disk. It is a well-known fact that any automorphism f of the punctured disks D^2 is homotopic to a product of half-twist (see definition below) relative to ∂D^2 . Then, it is natural to ask whether or not a half-twist (or a power of it) is liftable.

A *half-twist* is a map that takes an arc α on a surface E and twists everything around a neighborhood of α (a disk) and leaves the rest of E intact (see Figure 3).

To define half-twist maps more precisely, one must decompose E as $E = D \cup \hat{E}$ where D is a regular neighborhood of α (homeomorphic to a disk) and $\hat{E} = \overline{E} - \overline{D}$. Then, we define a function $c_\alpha : E \rightarrow E$ that is the identity on \hat{E} and on D does the following:

- (1) Rotates a half-turn an embedded disk containing α and disjoint from the boundary,
- (2) In the annulus that remains, it is the function $(\theta, t) \rightarrow (\theta + t\pi/2, t)$.

Let ϕ be the branch covering given by a graph G , we would like to give a criterion to decide if a power (usually a square or a cube) of a half-twist lifts with respect to ϕ .

Let us start with the simplest example that will be the source of many others. Let L_2 be the 2-colored connected graph made of three vertices and two edges (see Definition 3.2). Consider the 3-fold branch covering map $\phi_3 : D^2 \rightarrow D^2$ represented by L_2 (see Figure 4). The map ϕ_3 is branched along two points in D^2 ; say $a, b \in D^2$. Take α a simple arc connecting a and b . It is known (see for example [8]) that τ_α^3 lifts to a half-twist along the arc $\tilde{\alpha} = \phi_3^{-1}(\alpha)$. This observation can be generalized as stated on the following lemma.

Lemma 3.4 *Let $\phi : \tilde{D}^2 \rightarrow D^2$ be the m -fold branch covering between 2-disks represented by the graph $L_{(m,2)}$ (see Definition 3.2) with $m \geq 2$. Let α be an arc connecting the two branching points $a, b \in D^2$ of ϕ . Then, there is a map $T : \tilde{D}^2 \rightarrow \tilde{D}^2$ such that $\tau_\alpha^k \circ \phi = \phi \circ T$ if and only if k is multiple of $m + 1$.*

Moreover, the function T is homotopic to the $k/(m + 1)$ -th power of a half-twist around the arc $\phi^{-1}(\alpha)$.

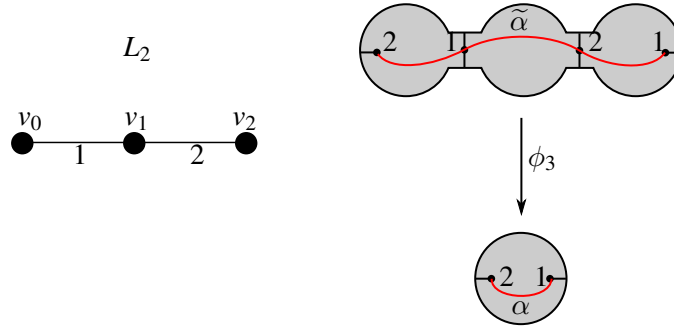


Figure 4: Left: The linear graph L_2 . Right: The 3-fold branch covering ϕ_3 represented by L_2 . The arc $\tilde{\alpha}$ is the preimage of α under ϕ_3 .

Proof Consider the covering map resulting from removing the branching set $\{a, b\}$, $\phi : \tilde{D}^2 - \phi^{-1}(\{a, b\}) \rightarrow D^2 - \{a, b\}$. Now we make use of the lifting theorem for covering maps. This means we need to take the image of $F = \pi_1(\tilde{D}^2 - \phi^{-1}(\{a, b\}))$ under $\tau_{\#}^{m+1} \circ \phi_{\#}$ and prove that it is a subgroup of $\phi_{\#}(F)$. This is enough to show that $T : \tilde{D}^2 \rightarrow \tilde{D}^2$ exists for every k multiple of $m + 1$.

Now, we need to show that if k is not a multiple of $m + 1$, then there is no such T . For that, take any point P on the boundary of the base disk D^2 and connect it with its antipodal Q using a diameter β passing between a and b .

Let P_1, P_2, \dots, P_{m+1} be the preimages of P under ϕ . These preimages belong to the boundary of the domain of ϕ , the disk \tilde{D} . By reindexing, we can make the sequence P_1, P_2, \dots, P_{m+1} appear in that order when traveling around $\partial\tilde{D}$. For every i , we name β_i to be the component of $\phi^{-1}(\beta)$ that contains P_i ; the arc β_i is also known as the lift of β at P_i . We call Q_i the other end of β_i .

Observe that the arc $\bar{\beta} = \tau_{\alpha}^k(\beta)$ has the same ends as β . So, $\phi^{-1}(\bar{\beta})$ will be a set of arcs connecting P_i 's with Q_i 's. This creates a permutation of the sub-indexes i 's. By drawing the covering, we can observe that the permutation is exactly $i \rightarrow i + k$; the lift of $\bar{\beta}$ at P_i ends at Q_{i+k} . If τ_{α}^k lifts, then the mentioned permutation has to be the identity. This proves the first part.

To prove that T is a half-twist around $\gamma = \phi^{-1}(\alpha)$ we proceed as follows. Observe first that T leaves γ invariant; in fact, $T|_{\gamma}$ is either the identity or a reflection depending on the parity of k . Now, let \tilde{A} and A be the two annuli obtained after cutting \tilde{D}^2 along γ and D^2 along α , respectively. After cutting, we obtain an induced covering map $\hat{\phi} : \tilde{A} \rightarrow A$ and two induced automorphisms $\hat{T} : \tilde{A} \rightarrow \tilde{A}$ and $\hat{\tau}_{\alpha}^k : A \rightarrow A$ such that $\hat{\phi} \circ \hat{T} = \hat{\tau}_{\alpha}^k \circ \hat{\phi}$.

Observe now that we can find a coordinate system for $A \cong S^1 \times I$ of the form (θ, t) where $\theta \in [0, 2\pi]$ and $t \in [0, 1]$, such that $\hat{\tau}_\alpha^k(\theta, t) = (\theta + t \cdot k \cdot \pi, t)$. And we can lift the coordinate system through ϕ to a coordinate system $(\tilde{\theta}, \tilde{t})$ for $\tilde{A} \cong S^1 \times I$. With this new coordinate system, we have that $\phi(\tilde{\theta}, \tilde{t}) = ((m+1) \cdot \tilde{\theta}, \tilde{t})$. By the fact that $\hat{\phi} \circ \hat{T} = \hat{\tau}_\alpha^k \circ \hat{\phi}$ we got that

$$\hat{T}(\tilde{\theta}, \tilde{t}) = \left(\tilde{\theta} + \frac{\tilde{t} \cdot k \cdot \pi}{(m+1)}, \tilde{t} \right)$$

As we already prove, k is a multiple of $m+1$, which means that \hat{T} is a Denh twist around the annulus A with angle $\frac{k}{m+1} \cdot \pi$. By taking the quotient $\tilde{A} \rightarrow \tilde{D}^2$, we can prove that T is the $\frac{k}{m+1}$ -th power of a half-twist around γ . \square

In the previous lemma, we can also include L_1 , which is 1-colored instead of 2-colored as the rest. In this case, the corresponding covering $\phi_2 : \tilde{D}^2 \rightarrow D^2$ branches along one point and it satisfies that τ_α^2 lifts to a half-twist around $\phi^{-1}(\alpha) = \tilde{\alpha}$. Here, α is an arc connecting any point in the interior of D with the branching point.

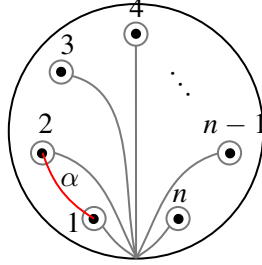
In an even more general setting, let us take a branch covering $\phi : E^2 \rightarrow D^2$ with a tree G as graph representation. Let $\{p_1, p_2, \dots, p_n\} \subset D^2$ be the branching set of ϕ . And let α be a properly embedded arc in $D^2 - \{p_1, \dots, p_n\}$ connecting two points p_i and p_j . We would like to know all numbers $n \in \mathbb{Z}$ such that τ_α^n lifts to E^2 under ϕ .

Let $\beta_1, \beta_2, \dots, \beta_k$ be the connected components of $\phi^{-1}(\alpha)$. For each β_i , the map $\phi|_{\beta_i}$ covers α in such a way that the preimage of every point p in the interior of α has the same number of points. We call this number the degree of β_i and we will denote it as $\deg(\beta_i) = |\phi^{-1}(p) \cap \beta_i|$ for any $p \in \text{Int}(\alpha)$.

Proposition 3.5 *On the setting described above, τ_α^N lifts if and only if N is a multiple of $\deg(\beta_i)$ for all i . Moreover, the lifting of τ_α^N is the composition of $\tau_{\beta_i}^{n_i}$ where $n_i = N/\deg(\beta_i)$ for $i = 1, \dots, k$.*

Proof Let $B = N(\beta_i)$ be a regular neighborhood of β_i . Observe that $A = \phi(N(\beta_i))$ is a regular neighborhood of α . Now, $\phi|_B : B \rightarrow A$ is a covering map branched along two points (the ends of α), the number of sheets of $\phi|_B$ is exactly $\deg(\beta_i)$. If τ_α^N lifts under ϕ it will lift under $\phi|_B$, and in the other way around. So, it will be enough to prove that τ_α^N lifts under $\phi|_B$ if and only if N is a multiple of $\deg(\beta_i)$.

As the graph representation G of the branch covering is a tree, then $\phi|_B : B \rightarrow A$ is also represented with a tree H . As there are only two branching points in A , it means that H

Figure 5: Arc α connecting points 1 and 2.

has to be a 2-colored graph. This implies that the valence at any vertex of H is lower or equal than 2. This makes H isomorphic to the linear graph $L_{(2,m)}$ (see Definition 3.2) where $m = \deg(\beta_i) - 1$. Then the result follows from Lemma 3.4, which states as well, that the lifting of τ_α^N is $\tau_{\beta_i}^{n_i}$ \square

The following corollary is an immediate consequence of the previous proposition.

Corollary 3.6 *Let G be an n -colored graph that represents a covering map $\phi : E^2 \rightarrow D^2$, and let α be the arc on D^2 shown in Figure 5. Then*

- a) $\tau_\alpha^3 : D^2 \rightarrow D^2$ lifts to a map on E^2 if the connected components of the $\{1, 2\}$ -subgraph of G are isolated vertices or isomorphic to L_2 .
- b) $\tau_\alpha^2 : D^2 \rightarrow D^2$ lifts to a map on E^2 if the connected components of the $\{1, 2\}$ -subgraph of G are isolated vertices or isomorphic to L_1 .

Proof Let N_α be a small regular neighborhood around α . Let $M = \phi^{-1}(N_\alpha)$ be the preimage of N_α under ϕ . We will show that the graph representation of $\phi|_M$ is the $\{1, 2\}$ -subgraph of G . For that, recall that G represents a function $\rho : \pi_1(D^2 - \{p_1, p_2, \dots, p_n\}) \rightarrow S_m$ (see Definition 3.1) where the image of the generators $\rho(\sigma_1), \rho(\sigma_2), \dots, \rho(\sigma_n)$ correspond to edge-colors of G . In particular, $\rho(\sigma_1)$ and $\rho(\sigma_2)$ correspond to 1 and 2 colored edges of G .

Now, to construct the graph representation of $\phi|_M : M \rightarrow N_\alpha$, we need to choose a set of generators for $\pi_1(N_\alpha - \{p_1, p_2\})$. Observe first that our choice of α satisfies that σ_1 , α , and σ_2 , bound a triangular region $T \subset N_\alpha$. Let us take an arc $\gamma \subset T$ connecting a point $* \in \partial N_\alpha$ with the base point $\sigma_1 \cap \sigma_2$. As T is contractible, the conjugations $\sigma_1^\gamma = \gamma \cdot \sigma_1 \cdot \gamma^{-1}$ and $\sigma_2^\gamma = \gamma \cdot \sigma_2 \cdot \gamma^{-1}$ are isotopic to a pair of generators σ'_1 and σ'_2 for $\pi_1(N_\alpha - \{p_1, p_2\})$. This immediately implies that the representation of $\phi|_M$ is equivalent to $\rho' : \pi_1(N_\alpha - \{p_1, p_2\}) \rightarrow S_m$ that sends $\rho'(\sigma'_i) = \rho(\sigma_i)$ for $i = 1, 2$.

Part (a) condition on the components of $\{1, 2\}$ -subgraph G implies that ϕ restricted into connected components of M leads to a homeomorphism or an L_2 branch covering of N_α . Then part (a) follows from Proposition 3.5. The proof for part (b) is similar. \square

For the first part of the corollary, we can rephrase the condition on the $\{1, 2\}$ -subgraphs of G by saying that every 1-colored edge must be connected with one and only one 2-colored edge; and in the other way around. And for the second part by saying that 1-colored edges are disjoint from 2-colored edges.

The fact that α , σ_1 , and σ_2 bound a region disjoint from the rest of the generators is the main reason because the $\{1, 2\}$ -subgraphs of G represents the covering $\phi|_M : M \rightarrow N_\alpha$.

Using the previous observations, we can see now that Corollary 3.6 gives us a condition to recognize the lifting of a square or a cube of a half-twist around any arc α connecting two branching points. It is enough to change the generators of $\pi_1(D^2 - \{p_1, p_2, \dots, p_n\})$ in such a way that α , together with the two generators around its endpoints enclose a triangular region disjoint from the other generators (see Figure 6). Then, with the new base, we can draw the corresponding graph and check if the graph satisfies the conditions on Corollary 3.6.

In particular, we can take the straight arc α_i that connects p_i and p_{i+1} and enclose a triangular region together with the generators σ_i and σ_{i+1} . Then, if the $\{i, i+1\}$ -subgraph of G has only connected components isomorphic to L_2 or isolated points, then $\tau_{\alpha_i}^3$ lifts; similarly, if the connected components are isolated points or L_1 graphs, $\tau_{\alpha_i}^2$ lifts.

For an arbitrary arc, different from the arcs α_i 's, it is not possible to just look at a subgraph of G . We actually need to modify G accordingly using a new suitable set of generators for $\pi_1(D^2 - \{p_1, p_2, \dots, p_n\})$. But fortunately, we don't need to draw the full new graph G . We only need the subgraph corresponding to the generators containing the mentioned triangular region. This subgraph can be easily constructed as a 2-colored graph, the edges corresponding to the permutations given by the image of the two generators under $\rho : \pi_1(D^2 - \{p_1, p_2, \dots, p_n\}) \rightarrow S_m$.

To summarize, given an arc α connecting two branching point p and q in $\{p_1, \dots, p_n\} \subset D^2$ first we need to find a pair of arcs γ_p and γ_q , such that:

- (1) γ_p connects p and the base point
- (2) γ_q connects q and the base point
- (3) γ_p , γ_q , and α enclose a triangular region from D^2 without any other branching point on its interior.

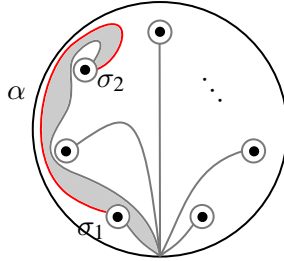


Figure 6: Triangular region enclosed by α and the two generators around its endpoints

After finding those arcs, we use γ_p to create a base generator σ_p that travels along γ_p until it almost touches p and then loops around a small neighborhood of p and returns back to the base point; similarly, we define σ_q . Then, we can create the graph $G_{\{p,q\}}$ associated with the permutations $\rho(\sigma_p)$ and $\rho(\sigma_q)$ as described in Definition 3.1; here $\rho : \pi_1(D^2 - \{p_1, \dots, p_n\})$ is the presentation associated with the branch covering $\phi : E^2 \rightarrow D^2$

Proposition 3.7 *Let α and $G_{\{p,q\}}$ as above, then*

- (1) $\tau_\alpha^3 : D^2 \rightarrow D^2$ lifts to a map on E^2 if the connected components of the $G_{\{p,q\}}$ are either isolated vertices or isomorphic to L_2 .
- (2) $\tau_\alpha^2 : D^2 \rightarrow D^2$ lifts to a map on E^2 if the connected components of the $G_{\{p,q\}}$ are either isolated vertices or isomorphic to L_1 .

3.B Branch coverings with liftable cube half-twists

In this subsection we give a method to construct infinitely many coverings $\phi : D^2 \rightarrow D^2$ branched along n points with the property that the triple half-twist around the arcs $\alpha_1, \dots, \alpha_n$ lifts to the covering space; the arcs $\alpha_1, \dots, \alpha_n$ are the straight arcs connecting consecutive points on the base disk (see Figure 5 for a picture of α_1).

As we saw on Proposition 3.7, the lifting of $\tau_{\alpha_i}^3$ can be decided by looking at the $\{i, i+1\}$ -subgraph of G associated with the covering ϕ . This can be rephrased as follows:

Proposition 3.8 *If every i -edge of G is always next to one and only one $i+1$ -edge if $i < n$ edge and with one and only one $i-1$ -edge if $i > 1$, then each $\tau_{\alpha_i}^3$ lift to the covering space associated with G .*

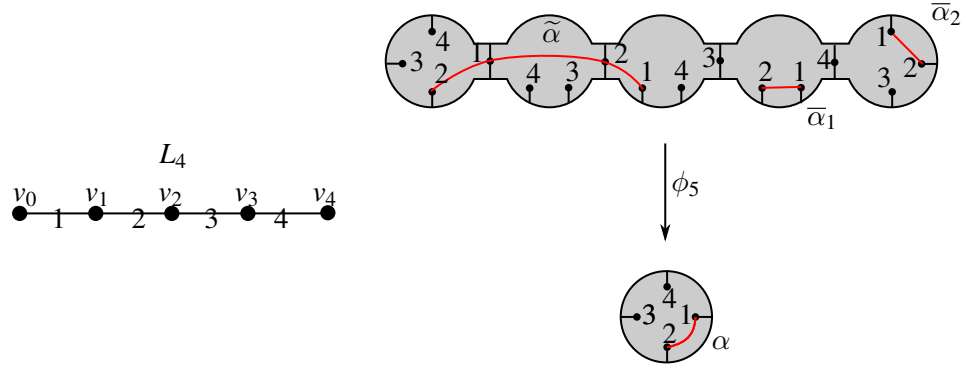


Figure 7: The graph L_4 and its correspondent branched covering ϕ_5 . The connected components of $\phi_5^{-1}(\alpha)$ are $\tilde{\alpha}, \bar{\alpha}_1$ and $\bar{\alpha}_2$. And the degrees are $deg(\tilde{\alpha}) = 3$, and $deg(\bar{\alpha}_1) = deg(\bar{\alpha}_2) = 1$. The lift of τ_α^3 is the function $\tau_{\tilde{\alpha}} \circ \tau_{\bar{\alpha}_1}^3 \circ \tau_{\bar{\alpha}_2}^3$

For example, the graph L_n defined in 3.2 (see Fig 7 for an example when $m = 4$) satisfies this condition for every $i = 1, \dots, n$. This means that $\tau_{\alpha_i}^3$ lifts for every i . Observe that, in this case, the lift of $\tau_{\alpha_i}^3$ consists of the composition of one half-twist around one arc components in $\phi^{-1}(\alpha_i)$ and the cubes of half-twist around the other arc components of $\phi^{-1}(\alpha_i)$.

Definition 3.9 An n -colored graph G will be called n -consecutive-colored if it satisfies that:

- (1) Every i -colored edge is adjacent with one and only one $i + 1$ edge if $i < n$,
- (2) and is adjacent with one and only one $i - 1$ if $i > 1$.

Another way of putting this definition is by saying that the components of the $\{i, i + 1\}$ -subgraph of G (the subgraph formed by the i - and $(i + 1)$ -colored edges of G) are either isomorphic to L_2 or isolated points for all $i < n$.

The following statement will allow us to construct infinitely many n -consecutive-colored graphs.

Proposition 3.10 Let G_1 and G_2 be two n -consecutive-colored graphs with marked vertices $v_i \in G_i$ for $i = 1, 2$ satisfying that no color around v_1 is consecutive or equal to a color around v_2 . Then, the quotient graph

$$G = \frac{G_1 \cup G_2}{v_1 = v_2}$$

is an n -consecutive-colored graph as well.

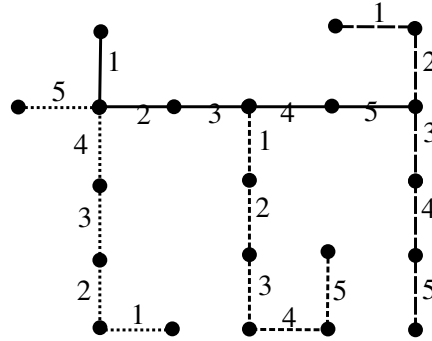


Figure 8: A 5-consecutive-colored graph made of 4 copies of L_5

Proof We only need to observe that around the vertex $v_1 = v_2$, we don't break the condition of n -consecutive-colorability. It is obvious that all i -edges keep together with at least one $(i + 1)$ -edge, but now they could be connected with one extra $(i + 1)$, but that can only happen on the vertex $v_1 = v_2$. But the condition on them guarantees that no new pair of connected consecutive colored edges are created. \square

Now, by taking copies of L_n and identifying them along vertices with no consecutive colors or the same color around them, we can create many n -consecutive-colored graphs like the one shown in Figure 8.

From the example shown in Figure 8, we can see that it is possible to create trees for any $n \geq 3$. It is clear that when $n = 2$, there is only one connected tree. When $n = 3$, there are infinitely many trees, but they are all line graphs made of L_3 's. When $n \geq 4$, we can find a much bigger variety of trees. This kind of tree is the one that we will use in the following section.

3.C Symmetric graphs

Colored graphs have a special kind of symmetry. For example, we can observe that if we reflect the graph G shown in Figure 9 along a vertical line passing through the middle, we will get a transformation from G onto G . Unfortunately, this transformation does not preserve the coloring. Luckily, it maps edges of the same color to edges of the same color (for instance, the two edges of color 4 are mapped to edges of color 1). We will say that G is color-symmetric; the formal definition is as follows.

Definition 3.11 An n -colored-graph G is going to be *color-symmetric* if:

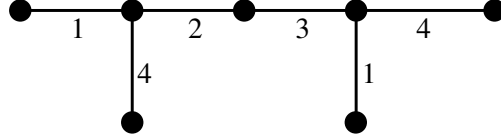


Figure 9: An example of a color-symmetric graph

- (1) There is a permutation $s : V(G) \rightarrow V(G)$ with $s(s(v)) = v$, and such that $e = [a, b]$ is an edge of G if and only if $[s(a), s(b)]$ is an edge of G as well. We write $s(e) = [s(a), s(b)]$.
- (2) There is a permutation of colors $f : \{1, 2, \dots, n\} \rightarrow \{1, 2, \dots, n\}$ such that $color(s(e)) = f(color(e))$.

We will refer to s as a *reflection* of G and, to f , as a *color-reflection* of G .

A simpler example is the graph L_m which is color-symmetric with color-reflection $f(i) = m + 1 - i$.

Proposition 3.12 *If H is an n -colored graph with a symmetry s and color-reflection f . Take v_0 a vertex on H , and define G as the quotient*

$$G = \frac{H \cup H}{v_0 \sim s(v_0)}$$

Then G is color-symmetric with f as a color-reflection.

Proof Let $s' : V(H \cup H) \rightarrow V(H \cup H)$ be the function that sends a vertex v in any copy of H to $s(v)$ on the other copy. Thanks to the fact that s has order two, it is clear that s' descends to the quotient, it fixes the vertex v_0 , and it is a symmetry for $G = H \cup H / (v_0 \sim s(v_0))$. Like no new edges are created, the function s' sends an edge e in one copy of H to an edge $s(e)$ on the other, this implies that G is also color-symmetric with respect to f . \square

The following more general result can be proven using the same type of arguments as above.

Proposition 3.13 *Let G and H be two color-symmetric n -colored graphs with symmetry s and s' , respectively, and both with the same color-reflection f . Now take two vertices $v \in H$ and $w \in G$ and construct the graph*

$$K = \frac{(H \times 0) \cup (G \times 1) \cup (H \times 2)}{(v, 0) \sim (w, 1), (s(w), 1) \sim (s'(v), 2)}$$

Then K is color-symmetric with reflection r and color-reflection f , where

$$r(x, i) = \begin{cases} (s'(x), 2) & \text{if } i = 0 \\ (s(x), 1) & \text{if } i = 1 \\ (s'(x), 0) & \text{if } i = 2 \end{cases}$$

Proof First of all, we have to show that r is well defined and it is a symmetry of K . Let q be the quotient function that maps $\hat{K} = (H \times 0) \cup (G \times 1) \cup (H \times 2)$ onto K . Let ρ be the permutation of the vertices $V(\hat{K})$ given by

$$\rho(x, i) = \begin{cases} (s'(x), 2) & \text{if } i = 0 \\ (s(x), 1) & \text{if } i = 1 \\ (s'(x), 0) & \text{if } i = 2 \end{cases}$$

Observe that $q \circ \rho(v, 0) = q \circ \rho(w, 1)$ and $q \circ \rho(s(w), 1) = q \circ \rho(s'(v), 2)$, so ρ descent as r to the quotient space $V(K)$, this means that $q \circ \rho = r \circ q$. Clearly, $\rho \circ \rho = I_{\hat{K}}$ (the identity on $V(\hat{K})$), so $r \circ r = I_{V(K)}$. As for the edges, we observe that $[x, y]$ is an edge of \hat{K} if and only if $[\rho(x), \rho(y)]$ is an edge too; this is because ρ restricted to a copy of H ($H \times i$, with $i = 0, 2$) behaves as graph isomorphisms between $H \times 0$ and $H \times 2$, and restricted to $G \times 1$ is a reflection. Then, it follows that $[q(x), q(y)]$ is an edge of K is equivalent to $[r(x), r(y)]$ is an edge of K . So, r is a symmetry of K .

Finally, to check that r satisfy the relation $f \circ \text{color}(e) = \text{color}(r(e))$ for every edge in K it is enough to check that $f \circ \text{color}(e) = \text{color}(\rho(e))$ for every edge e in \hat{K} . To prove the identity, we can proceed by cases. For example, for $e = [(x, 0), (y, 0)]$ in $H \times 0$ the color of $\rho(e) = [(s'(x), 2), (s'(y), 2)]$ is the color of $[s'(x), s'(y)] = s'([x, y])$ in H , so it satisfy that $\text{color}(\rho(e)) = \text{color}(s'([x, y])) = f(\text{color}[x, y]) = f(\text{color}(e))$. We can solve the other cases analogously.

□

3.D The main disk branch covering: the graph G_m

In this section, we describe the cornerstone of the construction of a universal transverse knot. This is a branch covering $\phi : D^2 \rightarrow D^2$ with a set of strategically selected arcs on both disks (the base and covering disk spaces) that will allow us to construct any braid on the above disk by means of twisting around the arcs on the base disk.

As we explained in the previous sections, we can describe disk coverings by means of an m -colored tree. The tree that we are going to use is constructed by taking copies of the linear m -colored graph L_m (see Definition 3.2) and gluing them as follows:

Definition 3.14 Given any integer $m \geq 8$, we denote as G_m the graph constructed by taking $L^1, L^2, \dots, L^{4m+2}$, $4m + 2$ copies of the linear graph L_{2m} , and identifying them as follow:

- I1: For $i = 1, 2, \dots, m - 1$ identify $v_{i-1} \in L^i$ with $v_{i+2} \in L^{i+1}$.
- I2: For $i = m + 1, m + 2, \dots, 2m - 1$ identify $v_{i-2} \in L^i$ with $v_{i+1} \in L^{i+1}$.
- I3: Identify $v_2 \in L^1$ with $v_{2m-2} \in L^{2m}$.
- I4: For $i = 1, 2, \dots, m$ identify $v_i \in L^i$ with $v_{2m-5} \in L^{2m+i}$
- I5: For $i = m + 1, m + 2, \dots, 2m$ identify $v_{i-1} \in L^i$ with $v_5 \in L^{2m+i}$
- I6: Identify $v_0 \in L^1$ with $v_6 \in L^{4m+1}$ and $v_{2m-6} \in L^{4m+2}$ with $v_{2m} \in L^{2m}$

Proposition 3.15 *The graph G_m satisfies the following properties:*

- (1) *It is a connected tree.*
- (2) *It is a $2m$ -colored graph*
- (3) *It is symmetric with color-reflection $f(i) = 2m + 1 - i$.*
- (4) *It has the $2m$ -consecutive-coloring property.*

Proof To show that G_m is connected, we do as follows. First, observe that I1 creates a connected graph G^1 with the m copies L^1, L^2, \dots, L^m . Now, let G^2 be the connected graph created with $(L^{m+1}, L^{m+2}, \dots, L^{2m})$ applying I2-identifications. Then, I3 connects G^1 and G^2 , creating a new graph G^3 that contains the first $2m$ copies of L_{2m} . The I3- and I4-identifications connect the graphs L^{2m+1}, \dots, L^{4m} with G^3 . And finally, I5 does the same with L^{4m+1} and L^{4m+2} . On all the previous steps, a tree is being identified with another tree by point (a wedge of trees), which is always also a tree. That means that G is a connected tree as claimed.

For the coloring of G_m , we use the coloring inherited by L_{2m} . To prove that this coloring is an m -coloring, we need to check that on all the identifications we made between a vertex $v_i \in L^p$ and a vertex $v_j \in L^q$ they do not have a common color around them. Now, v_i and v_j have a common color around them if and only if $|i - j| \leq 1$. We can verify that on all identifications made from I1 to I6, we have, in fact, that $|i - j| \geq 3$. Note that the condition $m \geq 8$ needs to be put in place here to prove that $|i - j| \geq 3$ for I4- and I5-identifications.

The property $|i - j| \geq 3$ implies not only that v_i and v_j have no common colors but also that they don't have consecutive colors in common. And by Proposition 3.10 follows that G is also a $2m$ -consecutive-colored graph.

The symmetry is harder to prove. We need to apply Lemma 3.13 several times. This can be accomplished by constructing G_m following the same identifications but in a different order. The exact order is as follows:

- (1) Use I3-identification first. The resulting graph \tilde{G}^1 is clearly $2m$ -color-symmetric. The $2m$ -reflection ϕ_1 sends the vertices of L^1 to the ones on L^{2m} with $\phi(v_i) = v_{2m-i}$
- (2) We proceed to define \tilde{G}^n inductively.
 - Let us suppose that we have constructed \tilde{G}^k through identifications of L^1, L^2, \dots, L^k and $L^{2m}, \dots, L^{2m+1-k}$ with a reflection ϕ_k that maps L_i to L^{2m+1-i} reflecting the vertices and colors.
 - We define \tilde{G}^{k+1} as the resulting graph from \tilde{G}^k , L^{k+1} , and L^{2m-k} after identifying $v_{k-1} \in L^k \subset \tilde{G}^k$ with $v_{k+2} \in L^{k+1}$, and identifying $v_{2m-2-k} \in L^{2m-k}$ with $v_{2m+1-k} \in L^{2m+1-k} \subset \tilde{G}^k$. And we extend ϕ_k to \tilde{G}^{k+1} by taking L^{k+1} to L^{2m-k} reflecting the vertices. We call this new function ϕ_{k+1}
- (3) We proceed similarly as above. We now add to \tilde{G}^n the next $2m$ copies of L_{2m} but on pairs of the form L^{2m+i} and L^{4m+1-i} for $i = 1, \dots, m$.
- (4) Finally, we add the pair L^{4m+1} and L^{4m+2}

Identifying this way, on pairs, makes it possible to apply Lemma 3.13 on each step. So, the graph G_m is $2m$ -color-symmetric. As an example, the horizontal reflection along the vertical line passing through the middle of Figure 10 gives us the reflection of G_8 with color reflection $i \rightarrow (17 - i)$.

□

So far, we have proven that graph G_m has a lot of properties. We are going to need those properties to prove our main theorem. However, we need to prove some other properties. But those properties will be more closely related to the branch covering represented by G_m than to G_m itself.

4 Braids in S^3 as parts of the preimage of some branching set

In this section, we give a way to construct any given braid as a sub-braid of $\varphi^{-1}(L)$ for some covering map $\varphi : S^3 \rightarrow S^3$ branching along some link $L \subset S^3$. More formally, we are going to prove the following theorem:




Figure 10: A complete drawing of G_m for $m = 8$

Theorem 4.1 *Let L be a braid link in S^3 . Then there is braid knot K in S^3 and a covering $\varphi : S^3 \rightarrow S^3$ map branched along K such that φ maps disk pages into disk pages (of the corresponding standard open books of S^3) such that a positive stabilization of L is a conjugate of some sublink of $\varphi^{-1}(K)$.*

The detailed proof is given in Section 4.C, but we are going to do some preamble first.

We begin by taking the covering $\phi_m : \tilde{D}^2 \rightarrow D^2$ branched along a finite set of points $\{p_1, p_2, \dots, p_{2m}\}$, which has G_m as its representation graph for some $m \geq 8$.

As explained in Section 3, we can embed G_m in the covering disk \tilde{D}^2 with the vertices of G_m being the preimages of a point $*$ (the base point of D^2). Now, given $v \in G_m \subset \tilde{D}^2$ and any branching point $p_i \in D^2$, we define $v(i)$ in $\phi^{-1}(p_i)$ as follows: take γ_i the straight line connecting $*$ with p_i , and consider $\tilde{\gamma}_i$ the lifting of γ_i at v , we chose $v(i)$ as the other end of $\tilde{\gamma}_i$ (which is in $\phi^{-1}(p_i)$). Observe that $v(i) = w(j)$ for two distinct vertices $v, w \in G_m$ if and only if $i = j$ and the edge $[v, w]$ is colored with i . Also notice that given any vertex $v \in G_m$ the function ϕ maps the set $\{v(1), v(2), \dots, v(2m)\}$ one-to-one and onto $\{p_1, p_2, \dots, p_{2m}\}$. As an example of this notation consider Figure 7, the four leftmost vertices in the covering disk correspond to $\{v_0(1), v_0(2), v_0(3), v_0(4)\}$, the four at the right correspond to $\{v_1(1), v_1(2), v_1(3), v_1(4)\}$, and $v_0(1) = v_1(1)$.

For simplicity, we will denote $v_i \in L^j \subset G_m$ by v_i^j . Observe that $v_i^j = v_k^l$ if and only if they correspond to an identification of $v_i \in L^j$ with $v_k \in L^l$ in Definition 3.14. Now, we can name all the elements of $\phi^{-1}(p_i)$ as $v_j^k(i)$ for $k = 1, \dots, 4m + 2$ and $j = 0, \dots, 2m$; of course, with many repetitions.

Using the above notation, we define VH as the subset of vertices of G_m listed below:

- (1) $v_{i-2}^i, v_{i-1}^i, v_i^i$ for $i = m + 1, m + 2, \dots, 2m$.
- (2) $v_{i-1}^i, v_i^i, v_{i+1}^i$ for $i = 1, 2, \dots, m$

On VH , we have 3 vertices from each L^i for $i = 1, \dots, 2m$. This makes a total of $6m$ vertices. But we are over counting; $2m - 1$ vertices are duplicated (check I1, I2, and I3 from 3.14). Then, the set VH has exactly $4m + 1$ vertices.

Let H_m denote the maximal subgraph of G_m with vertices in VH . Observe that no vertex of H_m has valence greater than two, so H_m is a line graph with $4m$ vertices. In Figure 10 is the vertical subgraph pictured in bold.

Definition 4.2 We denote by Q the subset of $\phi^{-1}(\{p_1, \dots, p_{2m}\})$ containing the following $4m$ elements:

- (1) $v_{i+1}^i(i)$ and $v_{m+1}^{m+1}(i)$ for $i = 1, \dots, m$,

(2) $v_{i-2}^i(i)$ and $v_{m-1}^m(i)$ for $i = m + 1, \dots, 2m$,

The first $2m$ elements of Q are located at the two ends of H_m (v_{m+1}^{m+1} and v_{m-1}^m). The rest is in the middle of H_m . Observe that $Q \cap \phi^{-1}(p_i)$ contains only two elements for every i , those elements are $\{v_i^i(i), v_{m+1}^{m+1}(i)\}$ if $i \leq m$ or $\{v_{i-2}^i(i), v_{m-1}^m(i)\}$ if $i > m$.

Now consider the arcs $\alpha_1, \dots, \alpha_{2m-1}$ on D^2 connecting consecutive branching points with a straight line (we previously defined these arcs in Section 3.A). Ignore for now the arc α_m . It is clear that $\phi^{-1}(\alpha_i)$ for every $i \neq m$ has only two connected components intersecting Q . This is because the ends of α_i are p_i and p_{i+1} , so $\phi^{-1}(\alpha_i)$ can only intersect Q at $\phi^{-1}(p_i) \cap Q$ or $\phi^{-1}(p_{i+1}) \cap Q$. We can easily describe these in two cases, when $i < m$ and when $i > m$ as follows:

$$\begin{aligned} \phi^{-1}(p_i) \cap Q &= \begin{cases} \{v_{i+1}^i(i), v_{m+1}^{m+1}(i)\} & \text{for } i < m \\ \{v_{i-2}^i(i), v_{m-1}^m(i)\} & \text{for } i > m \end{cases} \\ \phi^{-1}(p_{i+1}) \cap Q &= \begin{cases} \{v_{i+2}^{i+1}(i+1), v_{m+1}^{m+1}(i+1)\} & \text{for } i < m \\ \{v_{i-1}^{i+1}(i+1), v_{m-1}^m(i+1)\} & \text{for } i > m \end{cases} \end{aligned}$$

For the case $i > m$ the points $v_{m+1}^{m+1}(i)$ and $v_{m+1}^{m+1}(i+1)$ belong to the same vertex v_{m+1}^{m+1} , so they are connected by an arc $\bar{\alpha}_i \subset \phi^{-1}(\alpha_i)$. The arc $\bar{\alpha}_i$ covers 1-1 and onto α_i .

For the other two points $v_{i+1}^i(i)$ and $v_{i+2}^{i+1}(i+1)$, they are on different vertices. So they can not be connected by a 1:1 arc. But, by rule II from Definition 3.14 we know that $v_{i+2}^{i+1} = v_{i-1}^i$. Then, by the definition of L_m^i , we know that v_{i-1}^i, v_i^i , and v_{i+1}^i are consecutive vertices connected by edges of colors i and $i+1$. Which means that $v_{i-1}^i(i) = v_i^i(i)$ and $v_i^i(i+1) = v_{i+1}^i(i+1)$. So, taking the preimages of α_i contained in the discs corresponding to the vertices of v_{i-1}^i, v_i^i , and v_{i+1}^i we get an arc $\tilde{\alpha}_i$ that has ends in $v_{i+2}^{i+1}(i+1) = v_{i-1}^i(i+1)$ and $v_{i+1}^i(i)$ (see Figure 11). A similar phenomenon happens with $i > m$.

In conclusion, there are two components of $\phi^{-1}(\alpha_i)$ having ends on Q . Both of them are arcs with both ends in Q , one of the arcs $\tilde{\alpha}_i$ covers 3:1 onto α_i , and the other arc $\bar{\alpha}_i$ covers 1-1 and onto α_i .

For the particular case of α_m , there are also two components of $\phi^{-1}(\alpha_m)$ intersecting Q . Both components are arcs covering 3:1 onto α_m . We will denote those two arcs by $\widetilde{\alpha}_{m,1}$ and $\widetilde{\alpha}_{m,2}$; being $\widetilde{\alpha}_{m,1}$ the one connecting $v_{m+1}^{m+1}(m)$ with $v_{m-1}^m(m+1)$.

Observe that $\cup_i \tilde{\alpha}_i \cup_i \bar{\alpha}_i \cup \widetilde{\alpha}_{m,1} \cup \widetilde{\alpha}_{m,2}$ has two connected components. In order to make it connected, we are going to add another arc. Let $\bar{\alpha}_0$ be the lifting of $\alpha_0 \subset D^2$ (the arc connecting p_1 and p_{2m}) at $v_2^1(1)$. Note that $\bar{\alpha}_0$ ends at $v_2^1(2m)$. After adding $\bar{\alpha}_0$ to

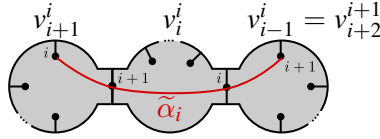


Figure 11: The arc $\tilde{\alpha}_i$ is the connected component of $\phi^{-1}(\alpha_i)$ the has ends in $v_{i+1}^i(i)$ and $v_{i+2}^{i+1}(i+1)$ for $i < m$

our set of arcs, it becomes connected. There are other two connected components of $\phi^{-1}(\alpha_0)$ intersecting Q : one is connecting $v_{m+1}^{m+1}(1) \in Q$ with $v_{m+1}^{m+1}(2m) \notin Q$ and the other is connecting $v_{m-1}^m(1) \notin Q$ with $v_{m-1}^m(2m) \in Q$.

Remark The half-twists around the set of arcs $\tilde{\alpha}_i$'s, $\bar{\alpha}_i$'s, $\tilde{\alpha}_{m,1}$ and $\tilde{\alpha}_{m,2}$ form a system of generators for the mapping class group of D^2 with Q as marked points.

Now, we can have those half-twists as the lift of half-twists along arcs α_i (see Corollary 3.6). We have shown that $\tau_{\alpha_i}^3$ (the half-twist around α_i) lifts. Moreover, it lifts to a single half-twist around $\tilde{\alpha}_i$ followed with a cubic half-twist around $\bar{\alpha}_i$ ($i \neq 0, m$) plus some other twists not involving Q .

By just twisting around α_i , it seems impossible to create all possible braid words on the covering disk. So, we need to get rid of that extra cubic twist. To accomplish that, we will make use of another set of arcs.

4.A The arcs γ_i 's

The arcs that we are going to use are the arcs α_i 's modified using some additional loops β_i 's. The exact definition of the β_i 's arcs is given below. For this definition, we require to orientate the arcs α_i 's. Recall that α_i is a straight arc that connects the branching points P_i and P_{i+1} (see Figure 5 for α_1). We give each α_i the orientation from P_i to P_{i+1} .

Definition 4.3 Let E be a surface with a finite set of marked points P . And let α be an embedded and oriented arc in E such that the interior of α is in $E \setminus P$ and $\partial\alpha \subset P$.

Now, let β be a loop with base point x in $\alpha - \partial\alpha$. We define the *surgery of α along β* as the arc γ resulting from the following construction:

- (1) We remove a little neighborhood of x from the interior of α and create two oriented sub-arcs: α_1 and α_2 , being α_1 the arc that contains the starting point of α .

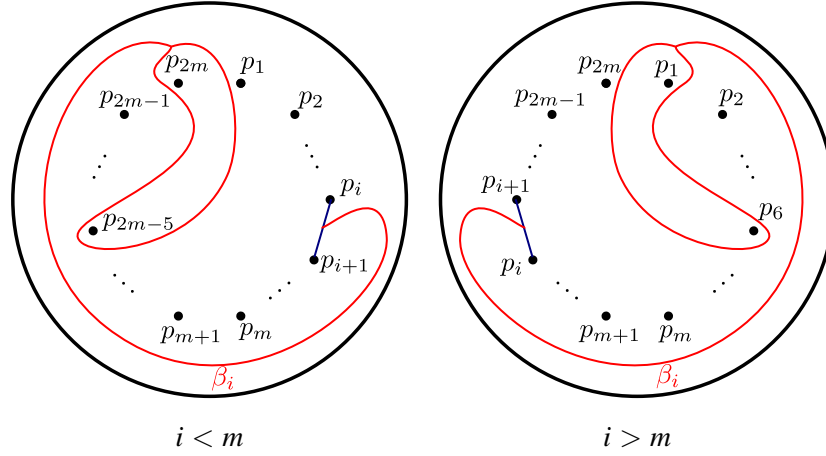


Figure 12: The definition of the arc β_i changes depending on $i > m$ or if $i < m$. The arc γ_i is the surgery of α_i along β_i for $i \neq m$.

- (2) Then modify the base points of β to begin at the end of α_1 and to end at the beginning of α_2 .
- (3) Finally, $\gamma = \alpha_1 \cdot \beta \cdot \alpha_2$.

Now, we are going to define the loops β_i 's. Because they are loops, we can write them as a conjugate of a product of the generators $\sigma_1, \sigma_2, \dots, \sigma_{2m}$ (shown in Figure 1). Because β_i has to start in the middle of α_i we are going to need to move the base point. This implies that we need to conjugate σ_i with an arc connecting the base point to the middle point of α_i . Let ω_i be an arc connecting the base point to the middle point but without going around any branching in P .

Now we define β_i as follows:

$$(1) \quad \beta_i = \begin{cases} (\omega_i \prod_{j=i+1}^{2m-1} \sigma_j) \sigma_{2m} \sigma_{2m-5} (\omega_i \prod_{j=i+1}^{2m-1} \sigma_j)^{-1} & \text{for } i = 1, \dots, m-1 \\ (\omega_i \prod_{j=i}^2 \sigma_j) \sigma_1 \sigma_6 (\omega_i \prod_{j=i}^2 \sigma_j)^{-1} & \text{for } i = m+1, \dots, 2m \end{cases}$$

We can now define γ_i as the surgery of α_i along β_i . A picture of β_i is given in Figure 12. Observe that we haven't defined β_m , hence there is no γ_m defined.

Proposition 4.4 *Let $\phi : D^2 \rightarrow D^2$ be the branch covering represented by G_m . And let γ_i be the arc on the base disk defined as above for some i . Then we have the following:*

- (1) *The square of the half-twist around γ_i lifts to a composition of arc twists on the covering disk.*

- (2) *There are only three connected components of $\phi^{-1}(\gamma_i)$ intersecting Q ; one has both ends on Q , and the other two have only one.*
- (3) *The component of $\phi^{-1}(\gamma_i)$ having both ends on Q satisfies the following:*
- *It covers 1-1 and onto γ_i under ϕ .*
 - *It is homotopic to $\bar{\alpha}_i$ relative to Q (ignoring the rest of $\phi^{-1}(\{p_1, p_2, \dots, p_n\})$).*
 - *If $i < m$, it connects $v_{m+1}^{m+1}(i)$ with $v_{m+1}^{m+1}(i+1)$.*
 - *If $i > m$, it connects $v_m^{m-1}(i)$ with $v_m^{m-1}(i+1)$.*
- (4) *The two components of $\phi^{-1}(\gamma_i)$ with only one end on Q cover 1-1 and onto γ_i under ϕ .*

Thanks to the previous proposition, the function $\tau_{\gamma_i}^2$ lifts to the covering disk and it lifts to something homotopic (relative to Q) to the square of half-twist around $\bar{\alpha}_i$. So, by adding this new set of squares of half-twists, now we can generate the whole braid group of the covering disk relative to Q .

Before proving Proposition 4.4, we are going to see how it is possible to use this new set of arcs to construct any braid. You can find the proof of Proposition 4.4 in Section 4.D.

4.B Constructing any braid as a sub-braid

Roughly speaking, what are going to do is to construct any given closed braid L as a sublink of $\varphi^{-1}(L')$ with L' a braid with fewer components than L , and $\varphi : S^3 \rightarrow S^3$ is a covering branched along L' . With this proven, Theorem 4.1 will follow, because we can iterate the process until we get a knot on the branching set.

In order to think of $\varphi^{-1}(L')$ as a braid, we need φ to preserve the standard open book decomposition of S^3 . Moreover, we need φ to be induced by a covering map $\phi : D^2 \rightarrow D^2$ and a covering transformation pair (f, \tilde{f}) (see Section 3).

Let $P = \{p_1, \dots, p_n\} \subset D^2$ be the branching set of ϕ . Then, the map φ is branching along a link L' that can be identified with the projection of $P \times I$ into the quotient $M(D^2, f) \cong S^3$. This implies that L' is a closed braid with braid word given by f (decompose f as a product of half-twists to get the word). Similarly, $\varphi^{-1}(L')$ is also a closed braid but with word given by \tilde{f} .

To construct a sub-braid of $\varphi^{-1}(L')$ we can take a subset Q of $\phi^{-1}(P)$ such that $\tilde{f}(Q) = Q$. Then the image of $Q \times I$ in the quotient space $M(D^2, \tilde{f}) \cong S^3$ is a sub-braid

of $\varphi^{-1}(L)$. In this case, the braid word is now given by \tilde{f} relative to Q ; this means that on the decomposition of \tilde{f} as a product of half-twists, we can get rid of twists around arcs with endpoints out of Q .

Thanks to the above observations, it is possible to translate our problem into the construction of a pair (f, \tilde{f}) such that \tilde{f} is a braid word for L relative to Q , and the braid given by f with fewer components than L .

We are going to construct (f, \tilde{f}) as a composition of covering transformation pairs of the form (τ_a^k, h) , where h is the lift of τ_a^k relative to Q . As we only care about the homotopy type of \tilde{f} relative to Q , we will write the pairs in reduced form: ignoring all the half-twist not involving vertices of Q , ignoring even powers involving only one vertex of Q , and at some cases, we will replace the arc (where we twisted around) for another homotopic arc in $D^2 - Q$ relative to Q . We will call a pair (f, h) *Q-reduced transformation pair* if h is the reduction of \tilde{f} for some covering transformation pair (f, \tilde{f}) .

The next lemma gives us the transformation pair that we will use for our construction. To simplify the notation, we will write a^n to denote the function τ_a^n : the n -th power of the half-twist around the arc a .

Lemma 4.5 *Let $\phi : D^2 \rightarrow D^2$ be the branch covering represented by G_m and let Q be the subset of $\phi^{-1}(P)$ defined on 4.2. The following pairs are Q -reduced covering transformations of ϕ .*

- (1) $(\alpha_i^3, \tilde{\alpha}_i \circ \overline{\alpha}_i^3)$ for $i \in \{1, 2, \dots, 2m - 1\} \setminus \{m\}$
- (2) $(\alpha_m^3, \widetilde{\alpha_{m,1}} \circ \widetilde{\alpha_{m,2}})$
- (3) $(\alpha_0^2, \overline{\alpha_0^2})$
- (4) $(\gamma_i^2, \overline{\alpha_i^2})$ $i \in \{1, 2, \dots, 2m - 1\} \setminus \{m\}$ (we replace the lifting of γ_i for $\overline{\alpha}_i$ because they are homotopic in $D^2 - Q$).

At the beginning of Section 4, we remark that we can write any homotopic class $\tilde{f} : (D^2, Q) \rightarrow (D^2, Q)$ as a product of (i.e. a word on) $\tilde{\alpha}_i$'s, $\overline{\alpha}_i$'s, $\widetilde{\alpha_{m,1}}$, $\widetilde{\alpha_{m,2}}$ and $\overline{\alpha_0}$. The exact order of these generators is as follows:

$\overline{\alpha_1}, \dots, \overline{\alpha_{m-1}}, \widetilde{\alpha_{m,1}}, \widetilde{\alpha_{m+1}}, \dots, \widetilde{\alpha_{2m-1}}, \overline{\alpha_0}, \widetilde{\alpha_1}, \dots, \widetilde{\alpha_{m-1}}, \widetilde{\alpha_{m,2}}, \overline{\alpha_{m+1}}, \dots, \overline{\alpha_{2m-1}}$
(see Figure 18 for the case $m = 8$).

The transformations given by Lemma 4.5 are enough to construct a “representative” $\tilde{f} : (D^2, Q) \rightarrow (D^2, Q)$ of any braid B under positive stabilization, conjugation and braid isotopy. This is what we are going to prove in the following section.

4.C Proof of Theorem 4.1

Before starting with the proof, we just need to make a small clarification about the way we make our braid diagrams and the corresponding braid permutation.

Remark All the braid pictures made on this document were done by reading the braid word from top to bottom. And the permutation that we assign to it comes from reading these pictures from top to bottom as well. This means that the permutation of a braid is given by a function that maps a point from the top to the point in the bottom that it is connected to.

This way of assigning permutations is unusual because we no longer get a group morphism between the braid group and the symmetric group ($\rho : B_n \rightarrow S_n$), it satisfies $\rho(ab) = \rho(b)\rho(a)$. As we don't actually make use of this group morphisms property we don't mind losing it. What we win with this change is that we can get the permutation and the braid word from reading the picture top to bottom.

As this is a constructive proof, we are going to split it into several steps; five steps to be precise. In the first two steps, we put the given link L in a manageable form. In steps 3 and 4, we actually create L as the lift of some braid L' in the base 3-sphere. In step 5 we perform a final move that reduces the number of components of L' and changes L only by some positive stabilizations.

Step 1. Stabilize L to get enough strands and the right permutation form

Now recall that L is the closure of some braid B_L with n strands. The braid permutation of B_L can be decomposed as a disjoint product of cyclic permutations $\eta_1 \cdot \eta_2 \cdots \eta_k$ where $k > 1$ (recall that L is not connected). Just by taking a conjugation of B_L we can make η_i to be the permutation $(r_{i-1} + 1 \ r_{i-1} + 2 \ \cdots \ r_i)$ for every i , where $0 = r_0 < r_1 < r_2 < \cdots < r_k = n$. Observe that a positive stabilization of B_L will increase both the number of strands of B_L , and the length of one η_i by 1. So, using positive stabilizations, we can make η_1 be a permutation of half of the total number of strands of B_L . Let $m \in \mathbb{N}$ denote half of the number of strands, so $\eta_1 = (1 \ 2 \ \dots \ m)$ and the number of strands is $2m$. We may need to add some extra positive stabilizations to make $m \geq 8$.

As an example, think that the given link L is the Hopf Link L_{Hopf} , and it is presented as the closure of the 2-strand braid shown in Figure 13 a). L_{Hopf} is already in the form described above, but with $m = 1$. So, we need to perform some extra positive stabilization moves

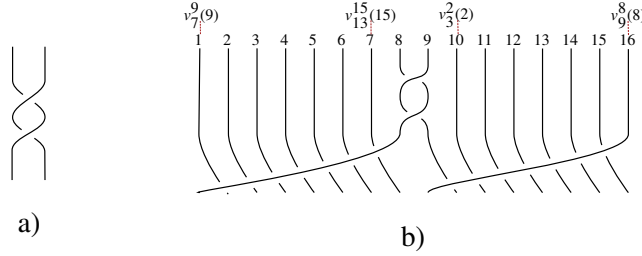


Figure 13: The Hopf Link and a positive stabilization with $2m = 16$ strands. We have marked $\sigma(1), \sigma(7), \sigma(10)$, and $\sigma(16)$

to get $m = 8$, the resulting braid $B_L = B_{Hopf}$ is drawn in Figure 13 b). In this case, the corresponding permutation for B_{Hopf} is $\eta_1 \eta_2 = (1\ 2\ 3\ \dots\ 8)(9\ 10\ 11\ \dots\ 16)$.

So far, we have written B_L as a closed braid with $2m$ -strands, where the first m strands belong to the same component of L . Now, we want to construct the braid word of B_L as a product of half-twists around arcs in (D^2, Q) . For that, we need first to give a correspondence between the strands $1, 2, \dots, 2m$ of B_L , and the elements of Q . As a correspondence, we will use the function $\sigma : \{1, \dots, 2m\} \rightarrow Q$ defined as follows:

$$(2) \quad \sigma(i) = \begin{cases} v_{m-2+i}^{m+i}(m+i) & \text{if } i \leq m \\ v_{i-m+1}^{i-m}(i-m) & \text{if } i > m \end{cases}$$

For the Hopf link example in Figure 13 b) we have marked some of the strands with its corresponding value $\sigma(i) \in Q$.

Using the above correspondence, it is possible to write the word of B_L as a product of half-twists around the arcs:

$$\widetilde{\alpha_{m+1}}, \widetilde{\alpha_{m+2}}, \dots, \widetilde{\alpha_{2m-1}}, \widetilde{\alpha_0}, \widetilde{\alpha_1}, \widetilde{\alpha_2}, \dots, \widetilde{\alpha_{m-1}}.$$

We denote the corresponding braid word on Q as W_L . In the Hopf Link example, we got that $W_L = W_{Hopf} = \widetilde{\alpha_0^2} \widetilde{\alpha_{15}} \widetilde{\alpha_{14}} \dots \widetilde{\alpha_9} \widetilde{\alpha_7} \widetilde{\alpha_6} \dots \widetilde{\alpha_1}$ (see Figure 13)

Step 2. Factorize B_L as a product of cyclic braids and Artin's generators

Now, for each i , we can decompose the cyclic permutation η_i as a product of transposition of the form $(k\ k+1)$. For each transposition, we can take one positive¹ half-twist

¹The sign given to the half-twist is the same as the sign convention on the resulting crossing for the corresponding closed braid. The crossing sign convention is shown in Figure 14.

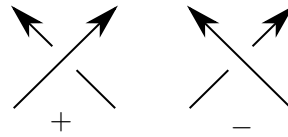


Figure 14: Crossing sign convention

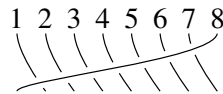


Figure 15: Braid C_1 corresponding to the permutation $\eta_1 = (1\ 2\ \dots\ 8)$

around the generator arc that connects the $k-$ and $k + 1$ -strands. The product of these half-twist creates a braid C_i with permutation η_i (see Figure 15 for an example). Observe that the closure of C_i is a positive stabilization of the trivial knot.

Now the braid $V = (C_1 \cdot C_2 \cdot \dots \cdot C_k)^{-1} \cdot W_L$ has a trivial permutation, so it is a pure braid. It is well known that any pure braid can be written as a product of $A_{i,j}$ generators (See [15] or [1]). Where an $A_{i,j}$ generator is a braid that takes two strands and wraps them around each other while passing over all the strands in between (See Figure 16).

The above implies that we can write W_L as a product of $C_1 \cdot \dots \cdot C_k$ followed by a product of $A_{i,j}$ generators. For example, W_{Hopf} is the product $C_1 \cdot C_2 \cdot A_{9,10}^{-1} \cdot A_{1,10} \cdot A_{9,10}$ as shown in Figure 17.

Step 3. Obtaining C_i as a lift of some braid

Now, we are going to prove that we can obtain C_i and the generators $A_{i,j}$ as compositions of lifts from half-twists. But first, we need to split the strands of Q in three groups Q_0 , Q_+ and Q_- :

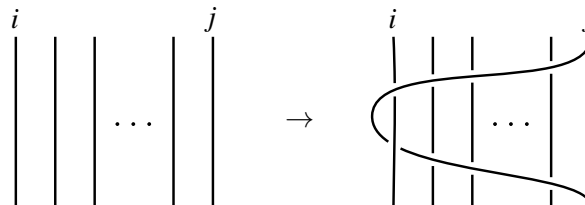


Figure 16: An Artin's generator $A_{i,j}$

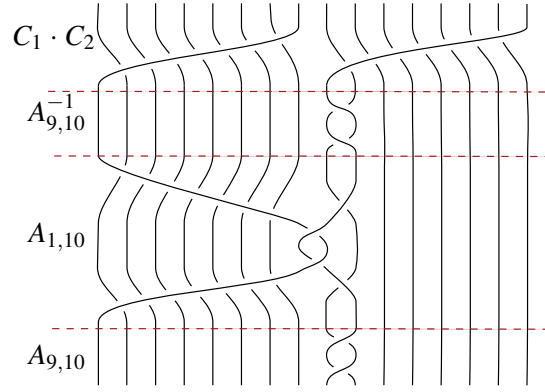


Figure 17: Hopf link after some positive stabilization and decomposed as a product of C_i 's and $A_{i,j}$'s

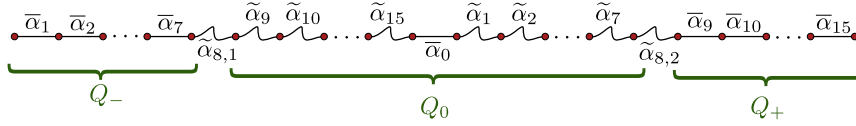


Figure 18: Partition of Q into $Q_- \cup Q_0 \cup Q_+$ with the relevant lifts of α_i for $i = 0, 1, \dots, 15$ and $m = 8$.

- $Q_0 = \{v_{m+i-2}^{m+i}(m+i)\}_{i=1}^m \cup \{v_{j+1}^j(j)\}_{j=1}^m$
- $Q_+ = \{v_{m-1}^m(m+i)\}_{i=1}^m$
- $Q_- = \{v_{m+1}^{m+1}(j)\}_{j=1}^m$

Informally speaking, we can say that Q_0 is a subset of vertices in the "middle" of Q . Observe that we have chosen to place the strands of L in Q_0 . In Figure 18 you can find a picture showing the relation between the points of Q and the lifting of the arcs α_i for the case $m = 8$.

Let us start by creating C_1 on Q_0 . For that, we take the product $\alpha_{m+1}^3 \cdot \alpha_{m+2}^3 \cdots \alpha_{2m-1}^3$. By Lemma 4.5 part (1) the lifting relative to Q is the product $\tilde{\alpha}_{m+1} \cdot \tilde{\alpha}_{m+2} \cdots \tilde{\alpha}_{2m-1} \cdot \bar{\alpha}_{m+1}^3 \cdot \bar{\alpha}_{m+2}^3 \cdots \bar{\alpha}_{2m-1}^3$. This word is creating a copy of C_1 on Q_0 but another "more twisted" version of C_1 on Q_+ . To remedy this, we are going to lift the following word instead:

$$\alpha_{m+1}^3 \cdot \gamma_{m+1}^{-2} \cdot \alpha_{m+2}^3 \cdot \gamma_{m+2}^{-2} \cdots \alpha_{2m-1}^3 \cdot \gamma_{2m-1}^{-2}$$

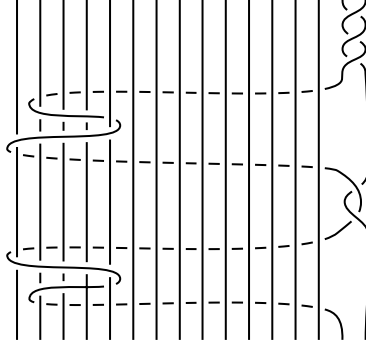


Figure 19: Braid obtained after performing the composition of half-twists given by $\alpha_{15}^3 \cdot \gamma_{15}^{-2}$

By Lemma 4.5 the lifting of the previous word is:

$$(\tilde{\alpha}_{m+1} \cdot \tilde{\alpha}_{m+2} \cdots \tilde{\alpha}_{2m-1}) \cdot (\bar{\alpha}_{m+1} \cdot \bar{\alpha}_{m+2} \cdots \bar{\alpha}_{2m-1})$$

So, we are obtaining two copies of C_1 on the covering space: one copy on Q_0 and the other on Q_+ .

In the Hopf link example, consider the first crossing from the top in Figure 17 (this corresponds to a half-twist around $\tilde{\alpha}_{15}$). We can create this crossing as the lift of $\alpha_{15}^3 \cdot \gamma_{15}^{-2}$. In the base disk, $\alpha_{15}^3 \cdot \gamma_{15}^{-2}$ creates the braid shown in Figure 19. This move lifts to $\tilde{\alpha}_{15} \cdot \bar{\alpha}_{15}$, creating the desired crossing plus a crossing involving two strands in Q_+ , the ends of $\bar{\alpha}_{15}$. This way, taking the composition of $\alpha_i^3 \cdot \gamma_i^{-2}$ for $i = 15, 14, \dots, 7$ we can create C_1 in Q_0 and an identical copy in Q_+ .

Similarly, by taking lifts of $\alpha_i^3 \circ \gamma_i^{-2}$ for $1 \leq i < m$ we can create $C_2 \cdot C_3 \cdots C_k$ in the covering space and another copy in Q_- . On the base space, we obtain a braid with the same permutation as $C_1 \cdot C_2 \cdot C_3 \cdots C_k$, but with a lot more crossings: we get a braid like the one shown in Figure 19 per crossing of C_i .

Step 4: Obtaining $A_{i,j}$ as a lift of some braid

Now, to finally create W_L in the strands of Q_0 we just need to create the $A_{i,j}$ generators (with $\sigma(i), \sigma(j) \in Q_0$) as the lift of some word in the base space. We are going to divide this problem into cases, but we first need to divide Q_0 into two parts:

- $Q_0^+ = \{v_{m+i-2}^{m+i}(m+i)\}_{i=1}^m = \{\sigma(i)\}_{i=1}^m$
- $Q_0^- = \{v_{i+1}^i(i)\}_{i=1}^m = \{\sigma(m+i)\}_{i=1}^m$.

Case $\sigma(i), \sigma(j) \in Q_0^+$ or $\sigma(i), \sigma(j) \in Q_0^-$.

This case implies that either $i, j \leq m$ or $i, j > m$. This means that $A_{i,j}$ involves only strings from Q_0^+ or Q_0^- , but not both. We consider first the case $i, j \leq m$.

To create $A_{i,j}$ with $i < j \leq m$ we are going to take the lift of

$$D_{i,j} = \Lambda_{i,j} \cdot \alpha_{i+m}^6 \cdot \gamma_{i+m}^{-6} \cdot \Lambda_{i,j}^{-1} \quad \text{where} \quad \Lambda_{i,j} = \prod_{k=1}^{j-i-1} \alpha_{m+j-k}^3$$

Here $\Lambda_{i,i+1}$ is the identity, so $D_{i,i+1} = \alpha_{i+m}^6 \cdot \gamma_{i+m}^{-6}$.

By Lemma 4.5, $\alpha_{i+m}^6 \circ \gamma_{i+m}^{-6}$ lifts to

$$\tilde{\alpha}_{i+m}^2 \circ \bar{\alpha}_{i+m}^6 \circ \bar{\alpha}_{i+m}^{-6} = \tilde{\alpha}_{i+m}^2.$$

And the lift of $\Lambda_{i,j}$ is

$$\prod_{k=1}^{j-i-1} \tilde{\alpha}_{m+j-k} \circ \bar{\alpha}_{m+j-k}^3 = \prod_{k=1}^{j-i-1} \tilde{\alpha}_{m+j-k} \circ \prod_{k=1}^{j-i-1} \bar{\alpha}_{m+j-k}^3$$

So, this means that the lift of $D_{i,j}$ is

$$\left(\prod_{k=1}^{j-i-1} \tilde{\alpha}_{m+j-k} \right) \cdot \tilde{\alpha}_{i+m}^2 \left(\prod_{k=1}^{j-i-1} \tilde{\alpha}_{m+j-k} \right)^{-1} \cdot \left(\prod_{k=1}^{j-i-1} \bar{\alpha}_{m+j-k}^3 \right) \cdot \left(\prod_{k=1}^{j-i-1} \bar{\alpha}_{m+j-k}^3 \right)^{-1} = A_{i,j}$$

The lift of α_{i+m}^6 is being canceled with that of γ_{i+m}^{-6} on Q_+ , making space for the lift of $\Lambda_{i,j}$ to be canceled with its own inverse on Q_+ , and leaving the braid on Q_+ unaffected. This way we have created the braid generator $A_{i,j}$ on Q as the lift of $D_{i,j}$.

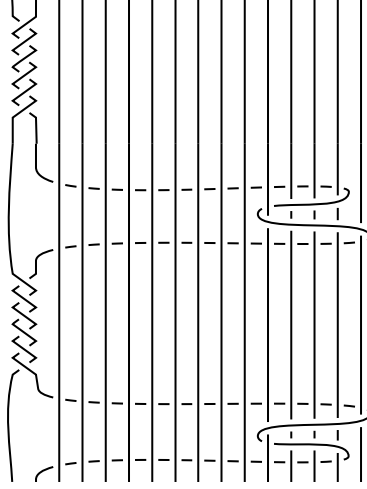
The case $i, j > m$ is identical. We just need to modify $D_{i,j}$ as shown in the next formulas:

$$D_{i,j} = \Lambda_{i,j} \cdot \alpha_{i-m}^6 \cdot \gamma_{i-m}^{-6} \cdot \Lambda_{i,j}^{-1} \quad \text{where} \quad \Lambda_{i,j} = \prod_{k=1}^{j-i-1} \alpha_{j-m-k}^3$$

Here, $j > i > m$ and if $j = i + 1$ we have that $\Lambda_{i,i+1}$ is the identity, so $D_{i,i+1} = \alpha_{i-m}^6 \cdot \gamma_{i-m}^{-6}$.

Back to the Hopf link example, the generator $A_{9,10}$ fits into this case. Observe that $A_{9,10} = \tilde{\alpha}_1^2$ (check Figure 18). As we proved, we need to lift $D_{9,10} = \alpha_1^6 \gamma_1^{-6}$. We have drawn $D_{9,10}$ on Figure 20.

Case $i \in Q_0^+$ and $j \in Q_0^-$.

Figure 20: Move $D_{9,10}$ that lifts to $A_{9,10}$

The main difficulty with this case is that the two strands are separated by the generator $\bar{\alpha}_0$, which is not the lift of a cube of α_0^3 as the other generators are. But we can go around this complication by writing $A_{i,j}$ as $\widetilde{\delta}_i^+ \cdot \widetilde{\delta}_j^- \cdot \bar{\alpha}_0^2 \cdot \widetilde{\delta}_j^{-1} \cdot \widetilde{\delta}_i^{+1}$ where

$$\widetilde{\delta}_i^+ = \begin{cases} \widetilde{\alpha}_i^{-1} \cdots \widetilde{\alpha}_{2m-1}^{-1} & \text{If } i \leq 2m-1 \\ 1 & \text{If } i = 2m \end{cases}$$

$$\widetilde{\delta}_j^- = \begin{cases} \widetilde{\alpha}_{j-1} \cdots \widetilde{\alpha}_1 & \text{If } j > 1 \\ 1 & \text{If } j = 1 \end{cases}$$

We can create now $A_{i,j}$ as the lift of $\delta_i^+ \cdot \delta_j^- \cdot \alpha_0^2 \cdot (\delta_j^-)^{-1} \cdot (\delta_i^+)^{-1}$ where δ_i^+ and δ_j^- are the obvious choices:

$$\delta_i^+ = \begin{cases} \alpha_i^{-3} \cdots \alpha_{2m-1}^{-3} & \text{If } i \leq 2m-1 \\ 1 & \text{If } i = 2m \end{cases}$$

$$\delta_j^- = \begin{cases} \alpha_{j-1}^3 \cdots \alpha_1^3 & \text{If } j > 1 \\ 1 & \text{If } j = 1 \end{cases}$$

And it is enough to take a look at the lifts given by Lemma 4.5 to see that we made the right choice. The lifting of $\delta_i^+ \cdot \delta_j^- \cdot \alpha_0^2 \cdot (\delta_j^-)^{-1} \cdot (\delta_i^+)^{-1}$ is $A_{i,j}$ relative to Q .

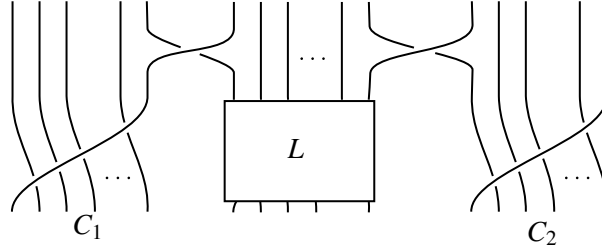


Figure 21: Resulting link after adding the crossing $\tilde{\alpha}_{1,m}$ and $\tilde{\alpha}_{2,m}$

Step 5: Final move to reduce the number of components

Observe now that we have created L on the strands of Q_0 , C_1 on Q_+ , and $C_2 \cdots C_k$ on Q_- . And on the downstairs braid, we have S with the same number of components as L . Moreover, the braid permutation of S is equal to that of L .

Now, we want to reduce the number of components of S without changing L beyond some positive stabilizations. The move that we are going to use is α_m^3 . So far, we haven't used α_m not even once, and by using it now, we are changing the permutation of S by a multiplication of the transposition $(m \ m + 1)$, implying the reduction of components by 1.

On the one hand, we take α_m^3 to reduce the number of components of S , and on the other hand, it lifts to the composition of half-twists $\tilde{\alpha}_{1,m}$ and $\tilde{\alpha}_{2,m}$ relative to Q . But these two twists connect the braid L (in Q_0) with C_1 (in Q_+) and C_2 (in Q_-), adding one positive crossing between them (see Figure 21).

As each of C_1 and C_2 is a positive stabilization of the trivial knot, we have that the newly obtained link L' in Q is a positive stabilization of L (see Figure 21)

This completes the construction of the link L' .

Final argument: iterate

Finally, given a disconnected braid L , we have constructed $\phi : D^2 \rightarrow D^2$ branched along P ($2m$ points for some $m \geq 8$) and a covering transformation (f, \tilde{f}) such that they induce a branch covering $\varphi : S^3 = M(D^2, \tilde{f}) \rightarrow S^3 = M(D^2, f)$ branched along a braid L_1 (the image of $P \times I$ on $M(D^2, f)$). And we also constructed a subset $Q \subset \phi^{-1}(P)$ such that its induced sub-braid L' of $\varphi^{-1}(S)$ is equivalent to L . Moreover, the number of components of L_1 is one less than L .

We can iterate this process, applying this algorithm on the new braid L_1 and obtaining L_2 , and so on until we get L_{k-1} with only one component. After composing all these branch coverings, we obtain a branch covering $\varphi : S^3 \rightarrow S^3$ branched along a knot L_{k-1} with the properties that we wanted in the first place. This completes the proof of Theorem 4.1.

4.D Proof of Proposition 4.4

In this section, we will prove all the properties of γ_i -arcs claimed on Proposition 4.4. Our strategy is to describe the preimage of β_i and later check that the properties from Proposition 4.4 will be met after performing surgery on α_i along β_i .

More precisely, as we mentioned in Section 4.A, the arcs γ_i are constructed from the α_i arcs after doing surgery along the β_i loops. This implies that $\phi^{-1}(\gamma_i)$ is the surgery of $\phi^{-1}(\alpha_i)$ along $\phi^{-1}(\beta_i)$; where surgery means the same as before, but we now allow surgery along arcs (not just loops), which means that we have to remove neighborhoods on both ends of the arcs instead of just the base point.

We already understand the set of arcs on $\phi^{-1}(\alpha_i)$ pretty well. We can identify the arcs from $\phi^{-1}(\alpha_i)$ with the connected components of the $\{i, i + 1\}$ -subgraph of G_m . The isolated points of this graph correspond to arc components being mapped 1 – 1 onto α_i , and the other connected graphs components correspond to what we will refer to as *triple arcs*; arc components of $\phi^{-1}(\alpha_i)$ that cover 3 : 1 onto α_i under ϕ .

Now, what's left is to understand the preimages of β_i and how they interact with the preimages of α_i . Remember that β_i is not defined for $i = m$, so the next proposition is for all $i = 1, \dots, 2m - 1$ except $i = m$.

Proposition 4.6 *The permutation associated with the arc β_i is a disjoint product of $8m + 2$ transpositions and a 3-cycle.*

Proof Recall that β_i is a loop on $D^2 \setminus P$, so it has an associated permutation under the representation given by G_m .

The first observation is that β_i is a conjugation of $\sigma_{2m} \cdot \sigma_{2m-5}$ if $i < m$ and of $\sigma_1 \cdot \sigma_6$ if $i > m$. This means that it has the same permutation structure as that of $\sigma_{2m} \cdot \sigma_{2m-5}$ or $\sigma_1 \cdot \sigma_6$. By looking at the $\{1, 6\}$ -subgraph of G_m , we can see that $\sigma_1 \cdot \sigma_6$ is a disjoint product of $8m + 2$ transpositions and a 3-cycle: the $\{1, 6\}$ -subgraph is formed with $8m + 2$ disjoint edges except for a pair coming from the identification made on I_6 (on definition of G_m). The same happens when $i < m$, β_i is a product of $8m + 2$ disjoint transpositions and a 3-cycle. \square

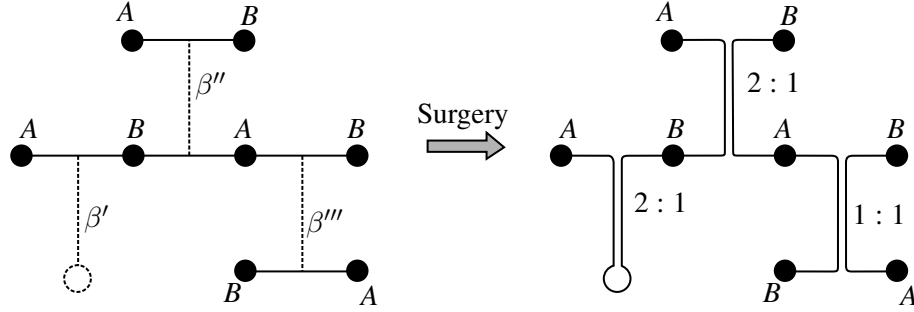


Figure 22: Preimages of β_i coming out of a triple arc.

The previous observation helps us to get a much better picture of the arcs involved in the preimage of β_i . As in definition 3.1, we can represent β_i as a new set of directed edges in G_m ; in fact, the $(8m + 2)$ transpositions can be represented as undirected edges and the one 3-cycle as three directed edges. We add this new set of edges to the $\{i, i + 1\}$ -subgraph of G_m , let \hat{G}_m^i be the resulting graph. Observe that \hat{G}_m^i only has edges with colors $i, i + 1$, and β_i (three of which are directed). By removing the β_i -colored arcs of \hat{G}_m^i , we obtain G_m^i (the $\{i, i + 1\}$ -subgraph of G_m).

We now proceed to draw the edges corresponding to the permutation of β_i . For simplicity, we start with the case $i > m$, the case $i < m$ can be constructed using the color-symmetry of G_m (by $f(i) = 2m + 1 - i$) and the fact that β_i is the symmetric of β_{2m+1-i} .

To draw edges representing the β_i -permutation on G_m we choose any point v in the graph G_m , and then we move through the edges following the sequence of colors:

$$(3) \quad i, i - 1, \dots, 3, 2, 1, 6, 2, 3, \dots, i - 1, i$$

(recall that $\beta_i = \sigma_i \cdot \sigma_{i-1} \cdots \sigma_2 \cdot \sigma_1 \cdot \sigma_6 \cdot \sigma_2^{-1} \cdot \sigma_3^{-1} \cdots \sigma_i^{-1}$). By “moving”, we mean to move to a contiguous vertex through an edge with the color in turn, and if there is none, we stay at the current vertex (we say, it got fixed). After following the whole sequence, we will end up at a vertex w . If $v = w$, we say that the lifting at v is a loop, and we don’t add anything to the graph G_m^i . But if $v \neq w$, we draw a directed edge connecting v with w , and we will tag it with β_i . We said that the lifting of β_i on v ends at w . We replace any pair of directed β_i -tagged edges $[w, v]$ and $[v, w]$ with a single undirected β_i -tagged edge.

Let H be a connected component of \hat{G}_m^i . Observe that if H contains only isolated vertices of G_m^i , then after surgery along β_i we will obtain arcs covering 1:1 and onto γ_i .

So Part (1) of Proposition 4.4 is valid in this case. Now, the remaining case is when H contains a three-vertex component of G_m^i .

Now, by the way that G_m is constructed, each three-vertices component of G_m^i (the $\{i, i + 1\}$ -subgraph) is contained in a unique copy L_{2m}^k of L_{2m} . So, the non-isolated vertices components of G_m^i are made of three vertices (v_{i-1}^k, v_i^k and v_{i+1}^k) and two edges: the i -colored edge $[v_{i-1}^k, v_i^k]$ and the $i + 1$ -colored edge $[v_i^k, v_{i+1}^k]$.

The first thing we are going to prove is that the lift of β_i at v_i^k is an isolated vertex in G_m^i . And later, we will work with the lift of β_i at v_{i-1}^k and v_{i+1}^k ; which, in most cases, is a loop or ends at an isolated vertex of G_m^i . So, for most cases, the connected components look like in Figure 22, implying that after surgery, for most cases, we have only arcs that are mapped 3:1 or 1:1 onto γ_i . But we will discuss this in further detail later.

4.D.1 Computing the lift at v_i^k

We now compute the lifting of β_i at vertex v_i^k . Starting at v_i^k we follow the sequence of colors (3). After following the first part of the sequence $i, i - 1, \dots, 2, 1$, we will end up at the vertex $v_0^k \in L_{2m}^k$; it doesn't matter if there are vertices identified in the middle of L_{2m}^k the sequence will lead us to the same place because at each movement of sub-sequence we find the color in turn. If there are no identifications on G_m involving v_0^k , after following the rest of the sequence $6, 2, 3, \dots, i$ we remain still on v_0^k . Implying that the lift of β_i at v_i^k ends at v_0^k ; an isolated vertex of G_m^i as we claimed.

The only value of k where v_0^k is identified with some other vertex is when $k = 1$. Identifications I1 and I6 say that $v_0^1 \in L^1$ is identified with $v_3^2 \in L^2$ and $v_6^{4m+1} \in L^{4m+1}$ (See Figure 23). Now starting on v_0^k we follow the rest of the sequence $6, 2, 3, 4, \dots, i$. It is not hard to see that after following the first five terms ($6, 2, 3, 4, \text{and } 5$), we end at the vertex v_4^{4m+1} , which is not part of any identification on G_m . So, we will stay at v_4^{4m+1} the rest of the sequence: $6, 7, \dots, i$. This proves that, in the case $k = 1$, the lifting of β_i at v_i^k is also an isolated vertex of $\{i, i + 1\}$ -subgraph as well. This completes the computation of the lift of β_i at v_i^k . See Table 1 for a resume of what we just computed.

4.D.2 Computing the lift at v_{i-1}^k and v_{i+1}^k

Now we proceed to compute the lift at v_{i-1}^k , the lift at v_{i+1}^k solves similarly. So, we start by stepping on a vertex v_{i-1}^k , and then we follow the sequence (3). Observe that we move immediately from v_{i-1}^k to v_i^k . If there are no identifications on G_m involving

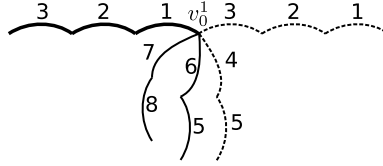


Figure 23: Identification of v_0 with v_3 and v_6

When	starting at	ends at
$k \neq 1$	v_i^k	v_0^k
$k = 1$	v_i^1	v_4^{4m+1}

Table 1: The lift of β_i at the vertex v_i^k

v_i^k we will stay there all the rest of the sequence until we reach the color i again, which will take us back to v_{i-1}^k . Implying, in this case, that the lifting of β_i at v_{i-1}^k is a loop.

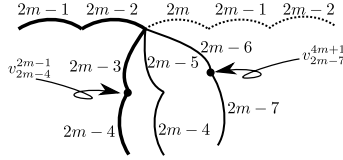
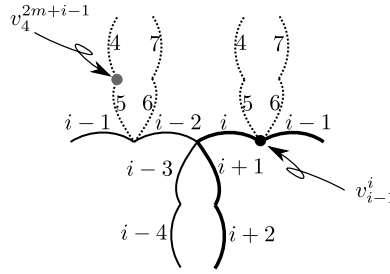
So, the difficulty is when v_i^k is part of one of the identifications on the construction of G_m . The only possible cases where v_i^k with $2m > i > m$ is identified with some other vertex are listed below:

- (1) On I2 v_i^{i+2} is identified with v_{i+3}^{i+3} with $m + 1 \leq i \leq 2m - 3$,
- (2) On I2 v_i^i is identified with v_{i-3}^{i-1} when $m + 2 \leq i \leq 2m - 1$ or
- (3) On I3 v_{2m-2}^{2m} is identified with v_2^1 , so this is only for $i = 2m - 2$.
- (4) On I5 v_i^{i+1} is identified with v_5^{2m+i+1} with $m + 1 \leq i \leq 2m - 1$
- (5) On I6 v_{2m-6}^{4m+2} is identified with v_{2m}^{2m} , this is only for $i = 2m - 6$.
- (6) On I4 v_{2m-5}^{2m+j} is identified with v_j^j , this only applies for $i = 2m - 5$ and $m \geq j \geq 1$.

We are going to work on each case separately.

Case: $k = i + 2$ and $i \leq 2m - 3$. In this case, v_i^{i+2} is identified with v_{i+3}^{i+3} using I2 (change i with $i + 2$). Observe that by following the sequence (3) starting at v_{i-1}^{i+2} we will move first to $w = v_i^{i+2} = v_{i+3}^{i+3}$ which is either a vertex with 4 edges of colors i , $i + 1$, $i + 3$, and $i + 4$ if $i \leq 2m - 4$ or a valence 5 vertex for $i = 2m - 3$. In the former case, none of the colors around w appears on the sequence (3), meaning that we will stay on w the whole sequence, but at the end (on color i), we move back to v_{i-1}^{i+2} . So, the lifting of β_i , in this case, is a loop.

For the case when $i = 2m - 3$, we observe that on $v_{i+3}^{i+3} = v_{2m}^{2m}$ there is also another identification by Rule 6, so we have now the identification with vertex v_{2m-6}^{4m+2} implying

Figure 24: Local view of vertex v_{2m-3}^{2m-1} on G_m Figure 25: Neighborhood of v_i^i for $i > m$

that the colors around $w = v_{2m-3}^{2m-1} = v_{2m}^{2m} = v_{2m-6}^{4m+2}$ are $2m-3, 2m-2, 2m, 2m-6$, and $2m-5$. Implying that when following the sequence (3) (with $i = 2m-3$) at v_{2m-4}^{2m-3} we will first move to w and then to v_{2m-5}^{4m+2} and we will stay there during the sub-sequence $2m-6, 2m-7, \dots, 2, 1, 6, 2, 3, \dots, 2m-6$ and the final part of the sequence $2m-5, 2m-4, 2m-3$ we move back to v_{2m-4}^{2m-3} (See Figure 24). So, it is also a loop in this case.

Case: $k = i$ and $i \geq m + 2$. In this case, v_i^i is identified with v_{i-3}^{i-1} in I_2 (change i with $i-1$). A neighborhood of v_i^i is shown in Figure 25. Again, we just start at $v_{i-1}^k = v_{i-1}^i$ and follow the sequence (3), and it is not hard to convince ourselves that we will get the following path:

$$v_{i-1}^i \rightarrow v_i^i =_{I_2} v_{i-3}^{i-1} \rightarrow v_{i-2}^{i-1} =_{I_5} v_5^{2m+i-1} \rightarrow v_6^{2m+i-1} \rightarrow v_5^{2m+i-1} \rightarrow v_4^{2m+i-1}$$

This means that the lift of β_i ends at an isolated vertex in the $\{i, i+1\}$ -subgraph.

Case: $i = 2m-2$ and $k = 2m$. In this case, v_{2m-2}^{2m} is identified with v_2^1 using I_3 . Again we will start at $v_{i-1}^k = v_{2m-3}^{2m}$ and follow the main sequence (3) (with $i = 2m-2$). For that, we observe that at the vertex v_{2m-2}^{2m} , the graph G_m looks like in Figure 26. We can easily check that the resulting sequence of vertices is

$$v_{2m-3}^{2m} \rightarrow v_{2m-2}^{2m} = v_2^1 \rightarrow v_3^1 \rightarrow v_2^1 = v_{2m-2}^{2m} \rightarrow v_{2m-3}^{2m}$$

This means that the lifting of β_i (for $i = 2m-1$) at v_{2m-2}^{2m} is a loop.

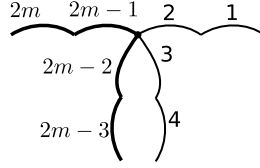


Figure 26: Neighborhood of v_{2m-2}^{2m} .

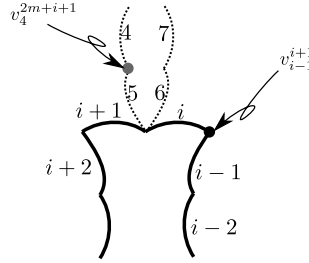


Figure 27: Neighborhood of v_i^{i+1} .

Case: $k = i + 1$ and $i \leq 2m - 1$. In this case, v_i^{i+1} is identified with v_5^{2m+i+1} by I5 (change i with $i + 1$). Now in Figure 27, we have drawn a neighborhood of v_i^{i+1} . Now, starting at vertex v_{i-1}^{i+1} we follow the sequence of colors (3), and we get the path:

$$v_{i-1}^{i+1} \rightarrow v_i^{i+1} = v_5^{2m+i+1} \rightarrow v_6^{2m+i+1} \rightarrow v_5^{2m+i+1} \rightarrow v_4^{2m+i+1}.$$

We will end up at v_4^{2m+i+1} . So, the lift of β_i at v_{i-1}^{i+1} ends at the isolated vertex v_4^{2m+i+1} .

Case: $i = 2m - 6$ and $k = 4m + 2$. In this case, v_{2m-6}^{4m+2} is identified with v_{2m}^{2m} using I6. But recall that at that vertex, we also have the identification given by I2: v_{2m}^{2m} is identified with v_{2m-3}^{2m-1} . So, locally we are in the same situation as in Figure 24 but now we are starting at v_{2m-7}^{4m+2} (recall that $m \geq 8$, so $i - 1 = 2m - 7 > m$). Observe that the colors around $w = v_{2m-6}^{4m+2} = v_{2m-3}^{2m-1} = v_{2m}^{2m}$ are all bigger than $2m - 6$. So, when we follow the sequence of colors (3) (for $i = 2m - 6$), we are going to move first to w and stay there the rest of the sequence, except that, by the end, we move back to v_{2m-7}^{4m+2} . Implying that the lift of β_i at v_{2m-7}^{4m+2} is a loop.

Case: $k = 2m + j$, $i = 2m - 5$ and $j = 1, \dots, m$. In this case, v_i^k is identified with v_j^j using I4. We have many sub-cases, but most of them look like in figure 28. If we follow the first part of the color sequence (3) (with $i = 2m - 5$) starting at $v_{i-1}^k = v_{2m-6}^{2m+j}$ we will move all the way to vertex v_{j-1}^{j-1} . If neither j or $j - 1$ is equal to 1 or 6, then it will loop back to the vertex v_{i-1}^k after following the rest of the sequence. The cases where

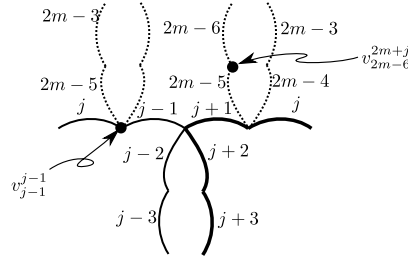


Figure 28: Neighborhood of v_{2m-5}^{2m+j} .

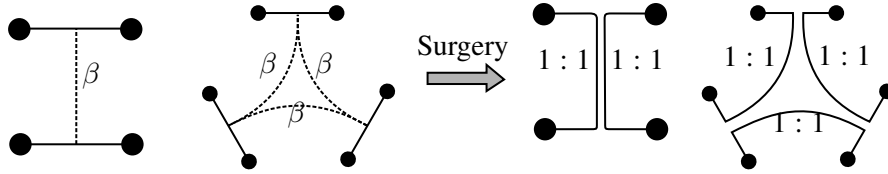


Figure 29: Surgery to single α_i arcs along of β_i preimages

it fails to come back are when $j = 2, 6, 7$. In these cases, the path ends at v_{2m-5}^1, v_2^4 and v_4^6 , respectively. These vertices are isolated in G_m^i except for v_{2m-5}^1 , which is the middle point of a triple arc (recall that $i = 2m - 5$).

We have covered all the cases for the lift of β_i at v_{i-1}^k . Table 2 shows a resume for all our computations. Similarly, we can compute the lift of β_i at the vertex v_{i+1}^k ; the result is shown in Table 3.

4.D.3 Proving part 1 of Proposition 4.4

Now, from Tables 1, 2, and 3, we can easily prove part 1 of Proposition 4.4. We need to prove that the square half-twist around γ_i lifts to the covering disk. By Theorem 3.7, it will be enough to prove that the connected components of the preimages of γ_i cover either 2:1 or 1:1 onto γ_i . Those preimages are obtained by performing surgery on the preimages of α_i along the preimages of β_i .

Recall that the preimages of α_i are single arcs (1:1 onto it) and triple arcs (3:1 and onto α_i). We also know that the preimages of β_i are all 2:1 (represent transposition) and just one triple arc (represents a 3-cycle).

Let us start with the case when only single arcs of α_i are connected with preimages of β_i . After surgery, we obtain only single arcs covering γ_i (see Figure 29).

When	starting at v_{i-1}^k	ends at
$k = i + 2$ and $m < i < 2m - 2$	v_{i-1}^{i+2}	v_{i-1}^{i+2}
$k = i$ and $m + 1 < i < 2m$	v_{i-1}^i	v_4^{2m+i-1}
$k = 2m$ and $i = 2m - 1$	v_{2m-2}^{2m}	v_{2m-2}^{2m}
$k = i + 1$ and $m < i < 2m$	v_{i-1}^{i+1}	v_4^{2m+i+1}
$k = 4m + 2$ and $i = 2m - 6$	v_{2m-7}^{4m+2}	v_{2m-7}^{4m+2}
$k = 2m + j, i = 2m - 5$ and $j \neq 2, 6, 7$ with $j \leq m$	v_{2m-6}^{2m+j}	v_{2m-6}^{2m+j}
$k = 2m + 2, i = 2m - 5$	v_{2m-6}^{2m+2}	v_{2m-5}^1 *
$k = 2m + 6, i = 2m - 5$	v_{2m-6}^{2m+6}	v_2^4
$k = 2m + 7, i = 2m - 5$	v_{2m-6}^{2m+7}	v_4^6
Other cases (v_i^k is not identified with anyone)	v_{i-1}^k	v_{i-1}^k

Table 2: The lifting of β_i at the vertex v_{i-1}^k

When	starting at v_{i+1}^k	ends at
$k = i + 3$ and $m < i < 2m - 4$	v_{i+1}^{i+3}	v_{i+1}^{i+3}
$k = i + 3$ and $i = 2m - 4$	$v_{2m-3}^{2m-1} (= v_{2m}^{2m} = v_{2m-5}^{4m+2})$	v_{2m-3}^{2m-1}
$k = i + 3$ and $i = 2m - 3$	$v_{2m-2}^{2m} (= v_2^1)$	v_{2m-2}^{2m}
$k = i + 1$ and $m < i < 2m - 1$	v_{i+1}^{i+1}	v_4^{2m+i}
$k = i + 1$ and $i = 2m - 1$	$v_{2m}^{2m} (= v_{2m-3}^{2m-1} = v_{2m-5}^{4m+2})$	v_4^{4m-1}
$k = 4m + 2$ and $i = 2m - 7$	v_{2m-6}^{4m+2}	v_{2m-6}^{4m+2}
$k = 2m + j$ and $i = 2m - 6$ with $j \neq 2, 6, 7$ and $j < m$	$v_{2m-5}^{2m+j} (= v_j^j)$	v_4^{4m-1}
$k = 2m + 2$ and $i = 2m - 6$	$v_{2m-5}^{2m+2} (= v_2^2)$	v_{2m-6}^1 *
$k = 2m + 6$ and $i = 2m - 6$	$v_{2m-5}^{2m+6} (= v_2^2)$	v_2^5
$k = 2m + 7$ and $i = 2m - 6$	$v_{2m-5}^{2m+7} (= v_2^2)$	v_4^7
v_{i+1}^k is not identified	v_{i+1}^k	v_{i+1}^k

Table 3: The lifting of β_i at the vertex v_{i+1}^k

Now the interesting case is when we perform surgery on triple arcs of α_i . In this case, we have to look at Tables 1, 2, and 3, which give us the lift of β_i at the three possible starting points of a triple arc.

Observe first that the lift of β_i at v_i^k is always an isolated vertex of G_m^i , and at v_{i-1}^k or v_{i+1}^k it is, in most cases, a loop or an isolated vertex of G_m^i . Let us assume that no 3-cycle of β_i is involved. Then the surgery along β_i will separate the triple arc into two double arcs (that cover 2:1 onto γ_i) and some extra single arcs. In Figure 22, there is depicted an example when the lift at v_{i-1}^k is a loop and at v_{i+1}^k is an isolated vertex.

The remaining cases are when there is a 3-cycle or when the lift at v_{i-1}^k or v_{i+1}^k is another not isolated vertex. On Tables 2 and 3 we marked the later cases with an asterisk.

If there is a 3-cycle connecting a triple arc with two single arcs, the conclusion is the same as before; we get only double or single arcs after surgery. Because in this case, the surgery along a 3-cycle is basically the same as that on transposition. It is similar to the phenomenon in Figure 22 but replacing one single arc with a triple arc.

So, the next case is when a 3-cycle β_i connects at least two triple arcs of α_i . First, observe that the case with three triple arcs does not occur. Because, in these cases, a lift marked with an asterisk must occur (see Tables 1, 2, and 3). But the ones marked with asterisk end at the middle of a triple arc, and the lift on middle arcs is always a single arc (an isolated vertex in G_m^i , see Table 1). So, we are left with the case when a 3-cycle is connecting two triple arcs and one single arc. But moreover, this case can only come from the asterisk cases on Tables 2 and 3.

After analyzing the two cases marked with an asterisk, we can observe that the 3-cycle follows the sequence of vertices: $v_{i-1}^k = v_{2m-6}^{2m+1} \rightarrow v_i^{k'} = v_{2m-5}^1 \rightarrow v_4^{4m+1}$ and loops back to v_{2m-6}^{2m+1} . As this case is for $i = 2m - 5$, it means that v_{2m-6}^{2m+1} represents one side of a triple arc, v_{2m-5}^1 the middle of a triple arc, and v_4^{4m+1} represents a single arc. Now we need to check the lifting on the other four vertices of the two triple arcs, that is, on v_{2m-5}^{2m+1} , v_{2m-4}^{2m+1} , v_{2m-4}^1 and v_{2m-6}^1 . From the tables, we can see that the lift on those vertices is a loop except on v_{2m-5}^{2m+1} which is an isolated vertex v_0^{2m+1} . From this configuration, we can see that after surgery we get only single or double arcs covering γ_i (See Figure 30)

We can work out the other asterisk case similarly. And this completes all the cases, so we have completed the proof for part 1 of Proposition 4.4.

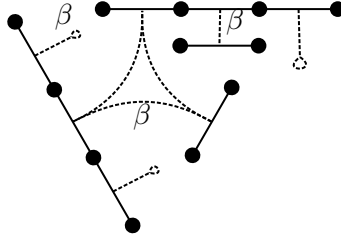


Figure 30: Connections between triple arcs involved in the asterisk case of Table 2.

4.D.4 Proving parts 2-4 of Proposition 4.4

To prove the other three parts of Proposition 4.4, we need to involve Q , the selected subset of $\phi^{-1}(\{p_1, \dots, p_m\})$. Recall that Q has two preimages of p_i , and both are regular points (not real branching points). Recall that the ends of γ_i are p_i and p_{i+1} , and we have shown that the connected components of $\phi^{-1}(\gamma_i)$ are double arcs or single arcs.

The points of Q that are connected by $\phi^{-1}(\gamma_i)$ are the ones corresponding to preimages of p_i and p_{i+1} . Those vertices are precisely

$$v_{i-2}^i(i) = v_{i+1}^{i+1}(i), v_{i-1}^{i+1}(i+1), v_{m-1}^m(i), \text{ and } v_{m-1}^m(i+1)$$

when $2m - 1 > i > m$ (when $0 < i < m - 1$, we use the symmetric vertices $v_{i+1}^i(i), v_{i+2}^{i+1}(i+1) = v_{i-1}^i(i+2), v_{m+1}^{m+1}(i)$, and $v_{m+1}^{m+1}(i+1)$). We already know that these vertices are the ends of $\tilde{\alpha}_i$ and $\bar{\alpha}_i$, so we only need to study how they get modified by $\phi^{-1}(\beta_i)$.

We will show next, that the surgery along the lifts of β_i will break $\tilde{\alpha}_i$ into three arcs, two of which are single arcs that contain one end on Q and the other end out of Q . It is enough to compute the lift at the vertices v_i^{i+1}, v_{i-1}^{i+1} and v_{i+1}^{i+1} of G_m^i . But we already computed this on Tables 1, 2, and 3, and it is always an isolated vertex. This implies that indeed β_i breaks $\tilde{\alpha}_i$ into three arcs, as we claimed. This gives us two components of $\phi^{-1}(\gamma_i)$ intersecting Q , which are two of the three components described in part 2 of Proposition 4.4. And these two components clearly satisfy part 4 of Proposition 4.4; each component contains only one vertex in Q .

To get the other component, we have to look at the lift of β_i on $\bar{\alpha}_i$. Recall that $\bar{\alpha}_i$ has ends $v_{m-1}^m(i)$ and $v_{m-1}^m(i+1)$. This means that we need to compute the lift of β_i at v_{m-1}^m . After computing the lift, we found that it is a loop, which concludes the proof of part 2.

Now for part 3 of 4.4, observe that the sequence of colors of β_i only travels from v_{m-1}^m to v_m^m and back to v_{m-1}^m . This means that the arc β_i wraps around $v_m^m(1)$ and $v_m^m(6)$, which are points that do not belong to Q . Implying that β_i bounds a disk in $D^2 - Q$, so it is isotopic to its base point. This finally implies that the lift of γ_i is also isotopic to $\bar{\alpha}_i$ relative to the boundary as stated in part 3.

References

- [1] E. Artin. Theory of braids. *Ann. of Math. (2)*, 48:101–126, 1947.
- [2] Daniel Bennequin. Entrelacements et équations de Pfaff. In *Third Schnepfenried geometry conference, Vol. 1 (Schnepfenried, 1982)*, volume 107 of *Astérisque*, pages 87–161. Soc. Math. France, Paris, 1983.
- [3] Roger Casals and John B. Etnyre. Transverse universal links. In *Breadth in contemporary topology*, volume 102 of *Proc. Sympos. Pure Math.*, pages 43–55. Amer. Math. Soc., Providence, RI, 2019.
- [4] M. Casey. *Branched covers of contact manifolds*. PhD thesis, Georgia Institute of Technology, 2013.
- [5] Hansjörg Geiges. Constructions of contact manifolds. *Math. Proc. Cambridge Philos. Soc.*, 121(3):455–464, 1997.
- [6] Emmanuel Giroux. Géométrie de contact: de la dimension trois vers les dimensions supérieures. In *Proceedings of the International Congress of Mathematicians, Vol. II (Beijing, 2002)*, pages 405–414. Higher Ed. Press, Beijing, 2002.
- [7] Jesús Gonzalo. Branched covers and contact structures. *Proc. Amer. Math. Soc.*, 101(2):347–352, 1987.
- [8] Hugh M. Hilden, María Teresa Lozano, and José María Montesinos. The Whitehead link, the Borromean rings and the knot 9_{46} are universal. *Collect. Math.*, 34(1):19–28, 1983.
- [9] Hugh M. Hilden, María Teresa Lozano, and José María Montesinos-Amilibia. On 2-universal knots. *Bol. Soc. Mat. Mexicana (3)*, 10(Special Issue):239–253, 2004.
- [10] Tetsuya Ito and Keiko Kawamuro. Coverings of open books. In *Advances in the mathematical sciences*, volume 6 of *Assoc. Women Math. Ser.*, pages 139–154. Springer, [Cham], 2016.
- [11] A. Markoff. über die freie äquivalenz der geschlossenen zöpfe. *Mat. Sbornik*, 1(1):73–78, 1936.

- [12] S. Yu. Orevkov and V. V. Shevchishin. Markov theorem for transversal links. *J. Knot Theory Ramifications*, 12(7):905–913, 2003.
- [13] Burak Ozbagci and András I. Stipsicz. *Surgery on contact 3-manifolds and Stein surfaces*, volume 13 of *Bolyai Society Mathematical Studies*. Springer-Verlag, Berlin; János Bolyai Mathematical Society, Budapest, 2004.
- [14] Ferit Öztürk and Klaus Niederkrüger. Brieskorn manifolds as contact branched covers of spheres. *Period. Math. Hungar.*, 54(1):85–97, 2007.
- [15] Dale Rolfsen. Tutorial on the braid groups. In *Braids*, volume 19 of *Lect. Notes Ser. Inst. Math. Sci. Natl. Univ. Singap.*, pages 1–30. World Sci. Publ., Hackensack, NJ, 2010.
- [16] William Thurston. Universal links. Paper given to Montesinos and never published, 1982.

Centro de Investigación en Matemáticas

jesusr@imat.mx

<https://www.imat.mx/~jesusr/>