

Stability of Multi-Dimensional Switched Systems with an Application to Open Multi-Agent Systems

Mengqi Xue, Yang Tang, *Senior Member, IEEE*, Wei Ren, *Fellow, IEEE* and Feng Qian

Abstract—Extended from the classic switched system, the multi-dimensional switched system (MDSS) allows for subsystems (switching modes) with different state dimensions. In this work, we study the stability problem of the MDSS, whose state transition at each switching instant is characterized by the dimension variation and the state jump, without extra constraint imposed. Based on the proposed transition-dependent average dwell time (TDADT) and the piecewise TDADT methods, along with the proposed parametric multiple Lyapunov functions (MLFs), sufficient conditions for the practical and the asymptotical stabilities of the MDSS are respectively derived for the MDSS in the presence of unstable subsystems. The stability results for the MDSS are applied to the consensus problem of the open multi-agent system (MAS) which exhibits dynamic circulation behaviors. It is shown that the (practical) consensus of the open MAS with disconnected switching topologies can be ensured by (practically) stabilizing the corresponding MDSS with unstable switching modes via the proposed TDADT and parametric MLF methods.

Index Terms—hybrid systems, open multi-agent systems, switched systems, stability.

I. INTRODUCTION

AS one of the important forks of hybrid systems [1], switched systems [2] have received tremendous attention over the last two decades for their convenience and effectiveness in modeling control systems with abruptly changing dynamics. Representative works, e.g., [3]–[6] had provided essential frameworks and tools, such as the average dwell time (ADT) [4] and the multiple Lyapunov function (MLF) [5] methods, for many subsequent researches on switched systems, e.g., [7]–[14]. In these existing works, a common setting is that all the subsystems (switching modes) of a switched system share the same state dimension. Such a setting renders the switched system an invariant and individual state space structure which enables one to analyze the state evolution of switched systems like that of traditional non-switched systems. From the modeling point of view, the equalization of the subsystem dimension implies the same number of state variables used to characterize the dynamics of different physical plants or the plant in different status, which, however, may not always be guaranteed in the practical sense. For example, a fixed-wing aircraft may undergo several transitions between the cruise and the glide phases during a certain number of flights. If regarding such transitions as instantaneous behaviors, the aircraft can then be deemed a

switched system with two switching modes (corresponding to the airborne dynamics in the cruise and the ground dynamics in the glide phases, respectively). Meanwhile, the aircraft can exhibit different degrees of freedom (DOF) when being airborne (e.g., 6 DOF [15]) and being on the ground (e.g., 5 DOF with the oleo strut applied to the landing gear [16]). This means different numbers of state variables will be needed to characterize the dynamics of the aircraft in the two phases. Clearly, the underlying switched system is then composed of two switching modes with different state dimensions. Since such a kind of switched systems may exhibit multiple state dimensions during the state evolution, we thus call it the multi-dimensional switched system (MDSS).

A pioneering effort on direct analysis of the MDSS was made by [17], in which the terminology of “multi-mode multi-dimensional (M^3D) system” was used to describe switched systems with different subsystem dimensions. The author later formalized the concept of pseudo-continuity in [18] (see Definition 2.1 therein) for the state transition of M^3D systems at any switching instant, such that a continuous-like state space can be obtained. However, such a property prohibits some state transition cases (e.g., transitions from a higher dimensional mode to a lower dimensional one and then back to a higher dimensional one) in order to avoid possible losses of the state information [18]. This consequently makes the proposed M^3D model less general. Another notable endeavor involving the application of the MDSS was fulfilled by [19], in which the formation problem was studied for a set of spacecraft with the aid of the so-called state-varying switched system model. Although there was no such pseudo-continuity as [18] specified for the switched system studied in [19], the new increased state components are required to be added directly to the end of the original state vector to yield an increasing state dimension. This indeed rules out other possible dimension-increase situations, such as those where the new components are added in between the original state vector. In general, the aforementioned works have made some early attempts on the direct analysis of the MDSS and obtained some noteworthy results, though, there are more issues that need to be addressed. For example, there still lacks a general MDSS model in which no extra constraint is imposed on the state transition at a certain switching instant. Besides, the issues like how to analyze the stability of the MDSS in the framework of time-dependent switchings, especially in the presence of unstable subsystems, are also deserved to be further investigated. These have motivated the current studies of the MDSS in this work.

On the other hand, the switched system methods have long been applied to the multi-agent system (MAS) for years. One

M. Xue, Y. Tang, and F. Qian are with the Key Laboratory of Advanced Control and Optimization for Chemical Processes, Ministry of Education, East China University of Science and Technology, Shanghai 200237, P.R. China. Email: tangtany@gmail.com, Email: fqian@ecust.edu.cn

W. Ren is with the Department of Electrical and Computer Engineering, University of California, Riverside 92521, USA. Email: ren@ece.ucr.edu

of the typical applications pertains to MASs with switching networks (topologies), see e.g., [20]–[26]. It is notable that traditional switching topologies feature the variation in network connections, while the network size is usually considered to be fixed. However, there also exists a peculiar kind of MASs which has switching and size-varying communication networks. The MAS with such properties is called the open MAS [27]. Generally, an MAS is considered to be “open” if its members exhibit dynamic circulation behaviors like entering, leaving and replacing at some instants [27], [28]. In contrast with its early popularity in the computer community [28], [29], the open MAS has not received much attention until recently in the control community. The initial endeavor made to the consensus problem of the open MAS was fulfilled by [27], in which the authors formally studied the consensus problem of such systems under the gossip algorithm that randomly selecting agent pairs to derive their averages. To deal with the dimension variations in the network, the “scale-independent” quantities were considered therein as the metrics for consensus errors. The agent circulation was considered to be deterministic, which was also assumed in [30] for the max consensus problem. The result for the consensus of the MAS was further extended by [31] from the deterministic circulation case to the random case. Note that all the aforementioned works established their results based on an implicit assumption that the communication graph is always completely connected, which indicates each pair of agents remain connected. Further, the proportional dynamic consensus problem is studied for the open MAS by [32], in which the authors introduced an open distance function to illustrate the consensus error and proposed a formal stability definition for the error trajectories. However, the results were based on the assumption that the considered directed graph is strongly connected every time, which is indeed restrictive.

In general, for these existing results obtained for the consensus problem of the open MAS, it can be found that limited attention has been paid to the underlying interaction topology of the agent network [27], [31] or only some strong graph connectivity conditions have been considered [30], [32]. Results on more general topology settings for the open MAS are still lacking. On the other hand, the open MAS extends the scope of MASs with switching topologies, as the agent circulation behaviors yield variations in both the network connection and the network size. This results in a naturally switching and scale-varying topology for the open MAS. Given the traditional relation between the MAS and the switched system, such a feature of the open MAS indeed makes one interested in its relationship with the MDSS under discussion in this work. All these above have motivated us to further study the consensus problem of the open MAS in the framework of the MDSS.

This paper focuses on the MDSS as well as its application to the open MAS. The main contributions of this paper are listed as follows:

- 1) The MDSS comprising subsystems with different dimensions, which extends the scope of the classic switched system, is studied. The state transition of the MDSS at each switching instant is characterized by the dimension

variation and the instantaneous jump of the state. Compared with existing related works like [18], [19], there is no extra constraint imposed on the state transition of the considered MDSS at any switching instant.

- 2) The (practical) stability of the MDSS in the presence of unstable switching modes is studied with the aid of the newly proposed (piecewise) transition-dependent average dwell-time (TDADT) method, which extends the existing mode-dependent average dwell-time method. Particularly, to address the issue that the conventional quadratic MLF is inapplicable for the stability analysis of the MDSS with linear subsystem dynamics, a novel parametric MLF featuring a time-varying parameter is constructed.
- 3) The MDSS method is applied to address the consensus problem of the open MAS, whose communication topologies are switching and scale-varying due to agent circulation behaviors. Compared with existing related works like [27], [32], we allow for the case where the underlying graphs of some switching topologies of the open MAS are disconnected. The consensus problem of the open MAS with disconnected switching topologies can then be casted into the stability problem of the corresponding MDSS with unstable subsystems.

The rest of the paper is organized as follows: Section II includes the system formulation and preliminaries; Section III presents the result on the stability of the MDSS; the result on the consensus of the open MAS via MDSS framework is presented in Section IV, where the simulation results for an example of the open MAS is also included; Section V concludes the paper and gives some prospects.

The notations used in this work are summarized as follows: $\mathbf{1}_n$ denotes an $n \times 1$ vector that is fully composed of ones; \mathbb{N} denotes the set of positive integers; \mathbb{R} and $\mathbb{R}_{\geq 0}$ denote the set of real numbers and nonnegative real numbers, respectively; $\mathbb{B}^{m \times n}$ represents the set of $m \times n$ binary (0-1) matrices; \mathbb{R}^n and $\mathbb{R}^{m \times n}$ represent the sets of $n \times 1$ real vectors and $m \times n$ real matrices, respectively; \mathbb{C}^n and $\mathbb{C}^{m \times n}$ represent the sets of $n \times 1$ complex vectors and $m \times n$ complex matrices, respectively; the $n \times n$ identity matrix is denoted by I_n ; the Kronecker product of matrices A and B is denoted by $A \otimes B$; $\lambda(R)$ denotes the spectrum of a square matrix R ; $|\mathcal{S}|$ denotes the cardinality of the set \mathcal{S} ; $\|\dots\|$ denotes the induced 2-norm for a matrix or the 2-norm of a vector; $\text{Re}(\dots)$ denotes the real part of a complex number; $P > 0$ means that P is real symmetric and positive definite; $\lambda_{\max}(P)$ and $\lambda_{\min}(P)$ are the maximum and the minimum eigenvalues of a real symmetric matrix P , respectively.

II. SYSTEM FORMULATION AND PRELIMINARIES

In this section, we will formulate the MDSS including its state transition at the switching instant. Some concepts will also be provided as preliminaries. Note that in this work we only consider the MDSS in the continuous-time domain.

A. MDSS model

Given the Zeno-free (finite switchings in any finite time interval) switching signal $\sigma(t)$, $\sigma : \mathbb{R}_{\geq 0} \rightarrow \mathcal{P}$, $\mathcal{P} = \{1, 2, \dots, s\}$,

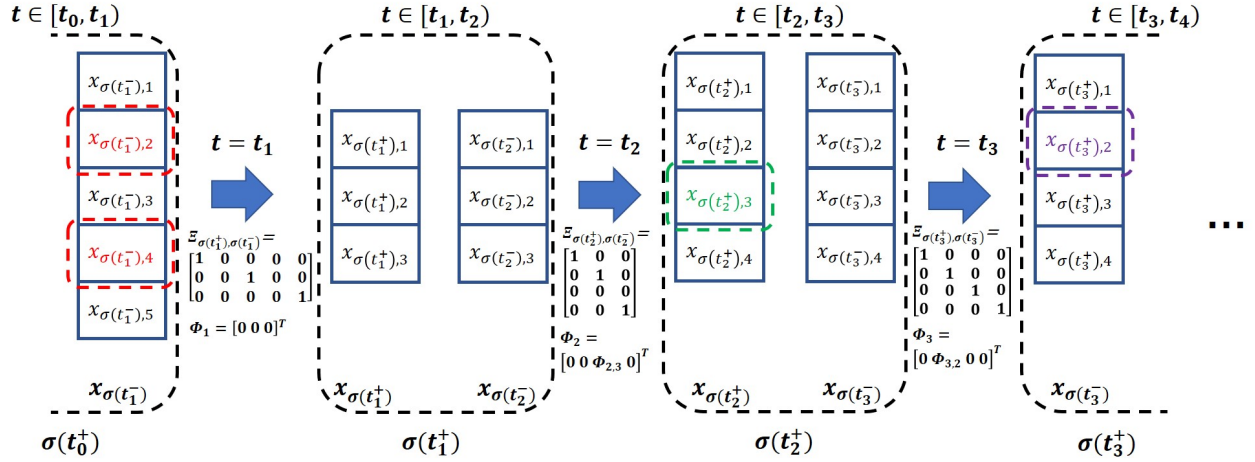


Fig. 1. Illustration of the state transitions at switching instants t_1, t_2, t_3 of an MDSS. The colored dashed box enclosing a state component denotes that this component is trimmed by dimension reduction (red), or generated by dimension expansion (green), or changed by the state impulse (purple). The transition at t_1 features pure dimension reduction on $x_{\sigma(t_1^-),2}$ and $x_{\sigma(t_1^-),4}$, while the other state components of $x_{\sigma(t_1^-)}$ remain unchanged in value; the transition at t_2 features pure dimension expansion between $x_{\sigma(t_2^-),2}$ and $x_{\sigma(t_2^-),3}$, in which the new inserted state component $x_{\sigma(t_2^+),3}$ is assigned a value of $\Phi_{2,3}$ while the values of all the state components of $x_{\sigma(t_2^-)}$ remain unchanged; the transition at t_3 does not exhibit any change in dimension but it features a pure impulse brought by $\Phi_{3,2}$ on $x_{\sigma(t_3^-),2}$ that yields $x_{\sigma(t_3^+),2}$ with a different value, while the other state components of $x_{\sigma(t_3^-)}$ remain unchanged in value.

s is a certain positive integer denoting the total number of switching modes, an MDSS with general nonlinear subsystem dynamics or briefly the general nonlinear MDSS is formulated as follows:

$$\dot{x}_{\sigma(t)}(t) = f_{\sigma(t)}(x_{\sigma(t)}(t)), \quad (1)$$

where $x_{\sigma(t)}(t) = [x_{\sigma(t),1}(t), x_{\sigma(t),2}(t), \dots, x_{\sigma(t),n_{\sigma(t)}}(t)]^T \in \mathbb{R}^{n_{\sigma(t)}}$ is the state vector, $x_{\sigma(t),i}(t) \in \mathbb{R}$ is the i th component of $x_{\sigma(t)}(t)$, $i \in \{1, \dots, n_{\sigma(t)}\}$, with the assumption that $n_{\phi} < +\infty$ for any $\phi \in \mathcal{P}$. $f_{\phi} : \mathbb{R}^{n_{\phi}} \rightarrow \mathbb{R}^{n_{\phi}}$ is locally Lipschitz w.r.t. $x_{\phi}(t)$ for each $\phi \in \mathcal{P}$ and it is assumed that $f_{\phi}(0) = 0, \forall \phi \in \mathcal{P}$. Hence, the stability of the switching mode ϕ discussed in this work is w.r.t. its equilibrium 0. The switching signal $\sigma(t)$ is a piecewise right continuous function and we denote by $t_k, k \in \mathbb{N}$ the k -th switching instant on given time interval $[t_0, t_f)$, $0 \leq t_0 < t_f < +\infty$. Specifically, for all $\phi \in \mathcal{P}$, we assign those corresponding to unstable equilibrium of $f_{\phi}(t, x_{\phi})$ to the set \mathcal{P}_u and those corresponding to the stable equilibrium to the set \mathcal{P}_s such that $\mathcal{P}_u \cap \mathcal{P}_s = \emptyset$, and $\mathcal{P}_u \cup \mathcal{P}_s = \mathcal{P}$.

Particularly, the MDSS with linear subsystem dynamics or briefly the linear MDSS is formulated in the following form:

$$\dot{x}_{\sigma(t)}(t) = (A_{\sigma(t)} + B_{\sigma(t)}K_{\sigma(t)})x_{\sigma(t)}(t), \quad (2)$$

where $A_{\sigma(t)} \in \mathbb{R}^{n_{\sigma(t)} \times n_{\sigma(t)}}$, $B_{\sigma(t)} \in \mathbb{R}^{n_{\sigma(t)} \times r}$, $K_{\sigma(t)} \in \mathbb{R}^{r \times n_{\sigma(t)}}$, r is any given positive integer.

Remark 1: It can be seen from the above that the complete state space of the MDSS (1) is composed of multiple state spaces with different structures. Such a feature makes the state evolution of (1) much more difficult to analyze than the classic switched system. Consequently, one may prefer to circumvent a direct analysis of the MDSS by converting it into the classic form. Intuitively, there can be two methods of performing such conversion. One is to apply the model reduction technique to each subsystem such that all the reduced-order models are

with the state dimension [33]. Obviously, this comes at the cost of losing part of the state information. Another is to add extra components to the state vector of the subsystem with a lower dimension, such that the dimension of the new state equals those with the highest dimension [34]. Compared with the first method, the second method does not suffer the loss of information. However, the introduced redundant components may potentially cause an unnecessary increase of computation burdens, besides, it is also inapplicable to the case where the highest dimension is unknown or unfixed. Given the above issues, it is thus significant to pay attention to direct analysis of the MDSS.

In the following, we will formulate the state transition of (1) at the switching instant, which plays a pivotal role in the direct analysis of the MDSS.

B. State transitions of MDSS at switching instants

For a classic impulse-free switched system as in [4], its state transition at any switching instant t_k is considered to be continuous, that is

$$x(t_k^+) = x(t_k^-). \quad (3)$$

Clearly, the relation in (3) would not be the case for the MDSS (1) due to the non-identical nature in the dimension of different subsystems. On the other hand, even for the case where there is no dimension difference between any pair of subsystems, the equality (3) could not hold if there exist state jumps at the switching instant (cf. impulsive switched systems [35]). It is thus critical to characterize both the dimension variations and the state jumps for the MDSS to illustrate its state transition at any switching instant. To this end, we formulate the state transition of (1) at the switching instant t_k as follows:

$$x_{\sigma(t_k^+)}(t_k^+) = \Xi_{\sigma(t_k^+), \sigma(t_k^-)} x_{\sigma(t_k^-)}(t_k^-) + \Phi_k, \quad (4)$$

where $\Xi_{\sigma(t_k^+),\sigma(t_k^-)} \in \mathbb{B}^{n_{\sigma(t_k^+)} \times n_{\sigma(t_k^-)}}$ and $\Phi_k \in \mathbb{R}^{n_{\sigma(t_k^+)}}$. $\Xi_{\sigma(t_k^+),\sigma(t_k^-)}$ is a 0-1 matrix that indicates the dimension variation (reduction or expansion) of the state at t_k . Specifically, it can be derived by removing rows from (dimension reduction) or by adding zero rows to (dimension expansion) specific positions of an identity matrix $I_{n_{\sigma(t_k^-)}}$. On the other hand, Φ_k is a real vector indicating the value changes of $x_{\sigma(t)}$ at any t_k . It yields two types of changes, i.e., the changes caused by initial value assignment for the new expanded state components and the changes caused by of instant jumps of the intact state components. In addition, assume that $\|\Phi_k\| \leq \bar{\Phi}$, where $\bar{\Phi} > 0$ is a certain constant. An illustration of the state transition (4) characterized by $\Xi_{\sigma(t_k^+),\sigma(t_k^-)}$ and Φ_k at some switching instants of an MDSS is provided in Fig. 1 (see the caption for detailed descriptions).

Remark 2: It can be readily seen from (4) that the presence of $\Xi_{\sigma(t_k^+),\sigma(t_k^-)} \neq I_{n_{\sigma(t_k^-)}}$ or $\Phi_k \neq 0$ makes the state transition of the MDSS (1) at any t_k discontinuous, since in this case $\Delta x_{\sigma(t_k)}(t_k) \triangleq x_{\sigma(t_k^+)}(t_k^+) - x_{\sigma(t_k^-)}(t_k^-) = (\Xi_{\sigma(t_k^+),\sigma(t_k^-)} - I_{n_{\sigma(t_k^-)}})x_{\sigma(t_k^-)}(t_k^-) + \Phi_k \neq 0$. In particular, the continuous state transition (3) will be obtained if there hold $\Xi_{\sigma(t_k^+),\sigma(t_k^-)} = I_{n_{\sigma(t_k^-)}}$ and $\Phi_k = 0$ for some t_k .

Next, we will further discuss the relationship between Φ_k and the state $x_{\sigma(t_k^-)}(t_k^-)$, which turns out to be relevant in stability analysis of the MDSS.

C. State dependency of impulses

Aside from the dimension variation $\Xi_{\sigma(t_k^+),\sigma(t_k^-)} \neq I_{n_{\sigma(t_k^-)}}$ that brings discontinuity to the state transition (4) of the MDSS (1), the state jump brought by Φ_k also plays a vital role in causing such discontinuity. If regarding such discontinuity of (4) as an impulsive effect on the state, then one can readily conclude from (4) that Φ_k brings the state impulse that could be independent of the value of the state $x_{\sigma(t_k^-)}(t_k^-)$. In contrast, the state impulse brought by the pure dimension variation must depend on the value of $x_{\sigma(t_k^-)}(t_k^-)$ since there holds $\Delta x_{\sigma(t_k)}(t_k) = (\Xi_{\sigma(t_k^+),\sigma(t_k^-)} - I_{n_{\sigma(t_k^-)}})x_{\sigma(t_k^-)}(t_k^-)$ for $\Phi_k = 0$. Therefore, by (4) it is straightforward that the state dependency of the impulse $\Delta x_{\sigma(t_k)}(t_k)$ will rely solely on the state dependency of Φ_k .

For the *state-independent* Φ_k , its value only relies on the switching instant t_k , i.e., there is no explicit relationship between Φ_k and $x_{\sigma(t_k^-)}(t_k^-)$. This indicates the state impulse $\Delta x_{\sigma(t_k)}(t_k) = (\Xi_{\sigma(t_k^+),\sigma(t_k^-)} - I_{n_{\sigma(t_k^-)}})x_{\sigma(t_k^-)}(t_k^-) + \Phi_k$ does not fully rely on the state $x_{\sigma(t_k^-)}(t_k^-)$. Note that in this case, Φ_k can be deemed *unknown* except the upper bound of its norm $\bar{\Phi}$.

For the *state-dependent* Φ_k on the other hand, besides the switching instant t_k , its value will further rely on the value of $x_{\sigma(t_k^-)}(t_k^-)$. This will imply an explicit relation between Φ_k and $x_{\sigma(t_k^-)}(t_k^-)$. Specifically, we define the following for the state-dependent Φ_k that relies on $x_{\sigma(t_k^-)}(t_k^-)$:

$$\Phi_k = \hat{\Xi}_{\sigma(t_k^+),\sigma(t_k^-)} x_{\sigma(t_k^-)}(t_k^-), \quad (5)$$

in which $\hat{\Xi}_{\sigma(t_k^+),\sigma(t_k^-)} \in \mathbb{R}^{n_{\sigma(t_k^+)} \times n_{\sigma(t_k^-)}}$ is a real matrix. As a result, the state transition (4) with state-dependent Φ_k as defined in (5) can be rewritten as:

$$x_{\sigma(t_k^+)}(t_k^+) = \check{\Xi}_{\sigma(t_k^+),\sigma(t_k^-)} x_{\sigma(t_k^-)}(t_k^-), \quad (6)$$

where $\check{\Xi}_{\sigma(t_k^+),\sigma(t_k^-)} = \Xi_{\sigma(t_k^+),\sigma(t_k^-)} + \hat{\Xi}_{\sigma(t_k^+),\sigma(t_k^-)}$.

Remark 3: A state-dependent Φ_k as defined in (5) is derived from $x_{\sigma(t_k^-)}(t_k^-)$ via a linear map that features the matrix $\hat{\Xi}_{\sigma(t_k^+),\sigma(t_k^-)}$. Note that (5) actually rules out the case in which the state transition is from a zero state to a non-zero one. This indicates that the impulse will remain zero once the state reaches zero. The impulse with such a property (zero at zero) is commonly adopted to obtain asymptotical convergence performance for the impulsive systems in the related literature, see e.g., [36].

In next sections, we shall see that different types of state dependency of Φ_k will result in different stability performance of the MDSS (1).

D. Preliminaries

Some definitions regarding the MDSS (1) will be presented in this subsection as preliminaries for further analysis.

Definition 1: An MDSS (1) satisfying (4) is said to be globally uniformly practically stable (GUPS), if there exist a class \mathcal{KL} function β and a constant $\epsilon \geq 0$ such that

$$\|x_{\sigma(t)}(t)\| \leq \beta(\|x_{\sigma(t_0)}(t_0)\|, t - t_0) + \epsilon, \quad \forall t \geq t_0, \quad (7)$$

for any $x_{\sigma(t_0)}(t_0)$, where ϵ is called the ultimate bound of $x_{\sigma(t)}(t)$ as $t \rightarrow +\infty$. Particularly, if one has $\epsilon \equiv 0$, then (1) is said to be globally uniformly asymptotically stable (GUAS).

Remark 4: Note that the above practical stability (7) defined for the MDSS (1) is different from the one provided in [19, Definition 1]. The difference lies in that the boundedness of the state in [19] is replaced by the stricter ultimate boundedness of the state, i.e., $\lim_{t \rightarrow +\infty} \|x_{\sigma(t)}(t)\| \leq \epsilon$.

Next, for the switching signal $\sigma(t)$ of the MDSS (1), we will introduce the following concepts that extend the existing mode-dependent average dwell time (MDADT) proposed in [8]. Note that similar to [14], the new concepts will also be presented in the sense of the slow switching and the fast switching, respectively.

Definition 2: On a given time interval $[t_0, t_f)$, $t_f > t_0 \geq 0$ and for any $\phi \in \mathcal{P}_s$ with its precedent mode $\hat{\phi} \in \mathcal{P}$ ($\phi \neq \hat{\phi}$), denote the total number of switchings from $\hat{\phi}$ to ϕ by $N_{\phi,\hat{\phi}}(t_0, t_f)$ and denote the total active duration of mode ϕ whose precedent mode is $\hat{\phi}$ by $T_{\phi,\hat{\phi}}(t_0, t_f)$. Then, for any given scalar $\hat{N}_{\phi,\hat{\phi}}$, the constant $\tau_{\phi,\hat{\phi}}$ that satisfies

$$N_{\phi,\hat{\phi}}(t_0, t_f) \leq \hat{N}_{\phi,\hat{\phi}} + \frac{T_{\phi,\hat{\phi}}(t_0, t_f)}{\tau_{\phi,\hat{\phi}}}, \quad (8)$$

is called the TDADT of the slow-switching signal $\sigma(t)$.

Remark 5: It can be seen from the above that the TDADT is dependent on a certain switching mode pair $\sigma(t_k^+)$ and $\sigma(t_k^-)$ associated with the corresponding state transition (4) at t_k

(hence the name “transition-dependent”). The TDADT extends the concept of the MDADT [8], which is solely dependent on a certain switching mode without considering its precedent mode.

Definition 3: On a given time interval $[t_0, t_f)$, $t_f > t_0 \geq 0$ and for any $\phi \in \mathcal{P}_u$ with its precedent mode $\hat{\phi} \in \mathcal{P}$ ($\phi \neq \hat{\phi}$), denote the total number of switchings from $\hat{\phi}$ to ϕ by $N_{\phi, \hat{\phi}}(t_0, t_f)$ and denote the total active duration of mode ϕ whose precedent mode is $\hat{\phi}$ by $T_{\phi, \hat{\phi}}(t_0, t_f)$. Then, for any given scalar $\hat{N}_{\phi, \hat{\phi}}$, the constant $\tau_{\phi, \hat{\phi}}$ that satisfies

$$N_{\phi, \hat{\phi}}(t_0, t_f) \geq \hat{N}_{\phi, \hat{\phi}} + \frac{T_{\phi, \hat{\phi}}(t_0, t_f)}{\tau_{\phi, \hat{\phi}}}, \quad (9)$$

is called the TDADT of the fast-switching signal $\sigma(t)$.

Remark 6: The TDADT defined for the fast-switching signal is an extension of the “fast MDADT” proposed by [14], in which the authors used such a concept of the fast MDADT to characterize the duration property of the unstable modes activated in a switched system.

Based on the notion of the TDADT, we further introduce the following concept as another description method for a switching signal.

Definition 4: On given time interval $[t_0, t)$, $0 \leq t_0 < t < +\infty$: for any k -th switching instant $t_k \in (t_0, t)$, $\forall k = 1, 2, \dots, N(t_0, t)$, we define the following

$$\tau_{\phi, \hat{\phi}}(t_k, t) = \frac{T_{\phi, \hat{\phi}}(t_k, t)}{N_{\phi, \hat{\phi}}(t_k, t)}, \quad (10)$$

as the piecewise TDADT of $\sigma(t)$ on $[t_k, t)$, in which $N_{\phi, \hat{\phi}}(t_k, t)$ denotes the total number of switchings from $\hat{\phi}$ to ϕ on $[t_k, t)$ and $T_{\phi, \hat{\phi}}(t_0, t_f)$ denotes the total active duration of mode ϕ whose precedent mode is $\hat{\phi}$ on $[t_k, t)$, $\phi, \hat{\phi} \in \mathcal{P}$. In addition, denote the total number of switchings over $[t_k, t)$ by $N(t_k, t)$.

Remark 7: The piecewise TDADT $\tau_{\phi, \hat{\phi}}$ defined above depicts the average activating period of a switching mode ϕ whose precedent mode is $\hat{\phi}$, on the time interval $(t_k, t) \subset [t_0, t)$, $k = 1, 2, \dots, N(t_0, t)$. It is deserved to point out that although the piecewise TDADT has not been formulated in a standard average dwell time manner (cf. (8)), it turns out to depict a kind of average duration properties for each pair of the switching modes that is similar to the duties of the proposed TDADT as well as the traditional (mode-dependent) average dwell time.

III. STABILITY ANALYSIS FOR MDSS

In this section we are going to present one of the main results of this work concerning the stability of MDSSs (1) and (2) with the state transition at the switching instant (4).

Throughout this section, we study the MDSS on the time interval $[t_0, t_f)$, $0 \leq t_0 < t_f < +\infty$. Moreover, for a certain switching instant $t_k \in [t_0, t_f)$, $k = 1, \dots, N(t_0, t_f)$, we set $\phi = \sigma(t_k^+)$, $\hat{\phi} = \sigma(t_k^-)$.

A. Stability analysis for general nonlinear MDSS

The following theorem guarantees the GUPS and GUAS of the MDSS (1) with the state transition (4) at the switching instant.

Theorem 1: Considering (1) satisfying (4) with the switching signal $\sigma(t)$ defined on $[t_0, t_f)$, $0 \leq t_0 < t_f$, if for given $\phi, \hat{\phi} \in \mathcal{P}$, there exist class \mathcal{K}_∞ functions $\underline{\kappa}$, $\bar{\kappa}$, constants $\tilde{\gamma}_\phi$, $\Omega_{\phi, \hat{\phi}} > 0$, $\tilde{\Theta} \geq 0$ and a non-negative function $V_\phi(t, x_\phi(t)) : \mathbb{R}_{\geq 0} \times \mathbb{R}^{n_\phi} \rightarrow \mathbb{R}_{\geq 0}$, such that

$$\underline{\kappa}(\|x_\phi\|) \leq V_\phi(t, x_\phi(t)) \leq \bar{\kappa}(\|x_\phi\|), \quad (11)$$

$$\dot{V}_\phi(t, x_\phi(t)) \leq \tilde{\gamma}_\phi V_\phi(t, x_\phi(t)), \quad (12)$$

$$V_\phi(t_k^+, x_\phi(t_k^+)) \leq \Omega_{\phi, \hat{\phi}} V_{\hat{\phi}}(t_k^-, x_{\hat{\phi}}(t_k^-)) + \tilde{\Theta}, \quad (13)$$

where $\tilde{\gamma}_\phi > 0$, $0 < \Omega_{\phi, \hat{\phi}} < 1$, $\phi \in \mathcal{P}_u$, $\hat{\phi} \in \mathcal{P}$; $\tilde{\gamma}_\phi < 0$, $\Omega_{\phi, \hat{\phi}} > 1$, $\phi \in \mathcal{P}_s$, $\hat{\phi} \in \mathcal{P}$, then the MDSS is GUPS provided that the TDADT and piecewise TDADTs of $\sigma(t)$ satisfy:

if $\phi \in \mathcal{P}_s$, $\hat{\phi} \in \mathcal{P}$,

$$\tau_{\phi, \hat{\phi}} \geq -\frac{\ln \Omega_{\phi, \hat{\phi}}}{\tilde{\gamma}_\phi}, \quad (14)$$

$$\tau_{\phi, \hat{\phi}}(t_j, t) \geq -\frac{\ln \Omega_{\phi, \hat{\phi}}}{\tilde{\gamma}_\phi}, \quad j = 1, 2, \dots, k, \quad (15)$$

if $\phi \in \mathcal{P}_u$, $\hat{\phi} \in \mathcal{P}$,

$$\tau_{\phi, \hat{\phi}} \leq -\frac{\ln \Omega_{\phi, \hat{\phi}}}{\tilde{\gamma}_\phi}, \quad (16)$$

$$\tau_{\phi, \hat{\phi}}(t_j, t) \leq -\frac{\ln \Omega_{\phi, \hat{\phi}}}{\tilde{\gamma}_\phi}, \quad j = 1, 2, \dots, k. \quad (17)$$

The ultimate bound as $t \rightarrow +\infty$ is given by $\epsilon = \underline{\kappa}^{-1}(\bar{\epsilon})$, in which, $\bar{\epsilon} = \frac{\tilde{\Theta}}{\tilde{\Omega}} \frac{e^\varsigma}{1 - e^\varsigma}$, $\tilde{\Omega} = \min_{\forall \phi \in \mathcal{P}_u, \hat{\phi} \in \mathcal{P}} \Omega_{\phi, \hat{\phi}}$, $\tilde{\Theta} = \max_{\forall \phi, \hat{\phi} \in \mathcal{P}} \tilde{\Theta}$, $\varsigma = \max_{\forall j} \varsigma^j$, $\varsigma^j = \max_{\forall \phi, \hat{\phi} \in \mathcal{P}} \varsigma_{\phi, \hat{\phi}}^j$, $\varsigma_{\phi, \hat{\phi}}^j = \lim_{t \rightarrow +\infty} \tau_{\phi, \hat{\phi}}(t_j, t) \tilde{\gamma}_\phi + \ln \Omega_{\phi, \hat{\phi}}$, $j = 1, 2, \dots, k$. Particularly, if there holds $\tilde{\Theta} \equiv 0$, then (1) is GUAS given that (14) and (16) are satisfied.

Proof: Throughout this proof, we use $V_{\sigma(t)}(t)$ to denote $V_{\sigma(t)}(t, x_{\sigma(t)}(t))$ for brevity. By integrating (12) on both sides from t_0 to t_{k+1}^- (which indicates the considered integral terminal time $t = t_k^-$ is a general non-switching instant given the right continuity of $\sigma(t)$), and applying (13) at each switching instant t_k , one obtains

$$\begin{aligned} & V_{\sigma(t_{k+1}^-)}(t_{k+1}^-) \\ & \leq e^{\tilde{\gamma}_{\sigma(t_k^+)}(t_{k+1}^- - t_k)} \left(\Omega_{\sigma(t_k^+), \sigma(t_k^-)} e^{\tilde{\gamma}_{\sigma(t_{k-1}^+)}(t_k - t_{k-1})} \right. \\ & \quad \left. \times V_{\sigma(t_{k-1}^+)}(t_{k-1}^+) + \tilde{\Theta} \right), \\ & \leq e^{\tilde{\gamma}_{\sigma(t_k^+)}(t_{k+1}^- - t_k)} \left(\Omega_{\sigma(t_k^+), \sigma(t_k^-)} \Omega_{\sigma(t_{k-1}^+), \sigma(t_{k-1}^-)} \right. \\ & \quad \times e^{\tilde{\gamma}_{\sigma(t_{k-1}^+)}(t_k - t_{k-1})} e^{\tilde{\gamma}_{\sigma(t_{k-2}^+)}(t_{k-1} - t_{k-2})} V_{\sigma(t_{k-2}^+)}(t_{k-2}^+) \\ & \quad \left. + \Omega_{\sigma(t_k^+), \sigma(t_k^-)} e^{\tilde{\gamma}_{\sigma(t_{k-1}^+)}(t_k - t_{k-1})} \tilde{\Theta} + \tilde{\Theta} \right), \\ & \dots \end{aligned}$$

$$\begin{aligned}
 &\leq e^{\sum_{j=0}^{k-1} \left(\ln \Omega_{\sigma(t_{k-j}^+), \sigma(t_{k-j}^-)} + \tilde{\gamma}_{\sigma(t_{k-j}^+)}(t_{k-j+1} - t_{k-j}) \right)} e^{\tilde{\gamma}_{\sigma(t_0^+)}(t_1 - t_0)} \\
 &\quad \times V_{\sigma(t_0^+)}(t_0^+) \\
 &\quad + \sum_{\nu=0}^{k-1} \left(\tilde{\Theta} \frac{\sum_{j=0}^{\nu} \left(\ln \Omega_{\sigma(t_{k-j}^+), \sigma(t_{k-j}^-)} + \tilde{\gamma}_{\sigma(t_{k-j}^+)}(t_{k-j+1} - t_{k-j}) \right)}{\Omega_{\sigma(t_{k-\nu}^+), \sigma(t_{k-\nu}^-)}} \right). \tag{18}
 \end{aligned}$$

In (18), grouping the terms with the same mode pair $\phi, \hat{\phi} \in \mathcal{P}$, $\phi \neq \hat{\phi}$ together, then by applying (8) and (9) one has:

$$\begin{aligned}
 V_{\sigma(t_{k+1}^-)}(t_{k+1}^-) &\leq e^{\sum_{\phi, \hat{\phi} \in \mathcal{P}} \left(\tilde{\gamma}_{\phi, \hat{\phi}} + \ln \Omega_{\phi, \hat{\phi}} \right) N_{\phi, \hat{\phi}}(t_0, t_{k+1})} \\
 &\quad \times e^{\tilde{\gamma}_{\sigma(t_0^+)}(t_1 - t_0)} V_{\sigma(t_0^+)}(t_0^+) + \frac{\tilde{\Theta}}{\tilde{\Omega}} \tilde{\Lambda}_k, \tag{19}
 \end{aligned}$$

where $\tilde{\Omega} = \min_{\forall \phi \in \mathcal{P}_u, \hat{\phi} \in \mathcal{P}} \Omega_{\phi, \hat{\phi}}$, and

$$\tilde{\Lambda}_k = \sum_{j=1}^k e^{\sum_{\phi, \hat{\phi} \in \mathcal{P}} \left(\tilde{\gamma}_{\phi, \hat{\phi}} T_{\phi, \hat{\phi}}(t_{k-j+1}, t_{k+1}) + \ln \Omega_{\phi, \hat{\phi}}^{N_{\phi, \hat{\phi}}(t_{k-j+1}, t_{k+1})} \right)}. \tag{20}$$

Since we always rule out the trivial case that there are finite number of switchings in infinite time interval, then $t_{k+1} \rightarrow +\infty$ would imply $k \rightarrow +\infty$. This consequently makes the summation term (20) in (19) become a non-negative infinite series as $t_{k+1} \rightarrow +\infty$. Further, defining $\zeta_{\phi, \hat{\phi}}^j = \lim_{t \rightarrow +\infty} \tau_{\phi, \hat{\phi}}(t, j) \tilde{\gamma}_{\phi, \hat{\phi}} + \ln \Omega_{\phi, \hat{\phi}}$, $j = 1, 2, \dots, k$, it can thus be concluded from (15) and (17) that $\zeta_{\phi, \hat{\phi}}^j \leq 0, \forall \phi, \hat{\phi} \in \mathcal{P}$. Then, with (10) applied one can readily obtain the following limit for (20):

$$\begin{aligned}
 \lim_{k \rightarrow +\infty} \tilde{\Lambda}_k &= \lim_{k \rightarrow +\infty} \sum_{j=1}^k e^{\sum_{\phi, \hat{\phi} \in \mathcal{P}} \zeta_{\phi, \hat{\phi}}^j N_{\phi, \hat{\phi}}(t_{k-j+1}, t_{k+1})} \\
 &\leq \lim_{k \rightarrow +\infty} \sum_{j=1}^k e^{\varsigma^j N(t_{k-j+1}, t_{k+1})} \\
 &= \lim_{k \rightarrow +\infty} \sum_{j=1}^k e^{j\varsigma} = \frac{e^\varsigma}{1 - e^\varsigma}, \tag{21}
 \end{aligned}$$

where $\varsigma = \max_{\forall j} \zeta^j$, $\zeta^j = \max_{\forall \phi, \hat{\phi} \in \mathcal{P}} \zeta_{\phi, \hat{\phi}}^j$. Then it follows from (19) and (21) that with conditions (14), (16) applied, $\lim_{t \rightarrow +\infty} V_{\sigma(t)}(t) \leq \tilde{\epsilon}$, where $\tilde{\epsilon} = \frac{\tilde{\Theta}}{\tilde{\Omega}} \frac{e^\varsigma}{1 - e^\varsigma}$, and the first summation term of (19) becomes a class \mathcal{KL} function of $V_{\sigma(t_0^+)}(t_0^+)$ and t . By (11), it implies that $\lim_{t \rightarrow +\infty} \|x_{\sigma(t)}(t)\| \leq \underline{\kappa}^{-1}(\tilde{\epsilon}) > 0$. Recalling Definition 1, one concludes that the MDSS (1) is GUPS, and $\epsilon = \underline{\kappa}^{-1}(\tilde{\epsilon})$. In particular, if $\tilde{\Theta} \equiv 0$, then it follows from (19) that with (14) and (16) satisfied, $\lim_{t_k \rightarrow +\infty} V_{\sigma(t_k)}(t_k) = 0$. By (11), this further indicates

$\lim_{t_k \rightarrow +\infty} \|x_{\sigma(t_k)}(t_k)\| = 0$, which implies that (1) is GUAS. ■

Remark 8: Theorem 1 provides essential stability conditions for the MDSS (1) with general nonlinear subsystems under the TDADT framework. However, Theorem 1 turns out to be less practical when analyzing an MDSS with specific structure, since it assumes in advance the existence of $V_\phi(t, x_\phi(t))$ for

any ϕ that satisfies (11), (12) and (13) without providing an explicit method of finding such a kind of functions. To address this issue, considering that the system with a general linear nonlinear model as (1) usually provides limited structural information for analysis, next we will focus on the MDSS with general linear subsystems (2) for an explicit seek of a specific $V_\phi(t, x_\phi(t))$.

B. Parametric multiple Lyapunov functions

1) Difficulties in applying classic multiple Lyapunov functions

In studies on the stability problems of classic switched linear systems, the method of multiple Lyapunov functions (MLFs) with piecewise quadratic forms [37] has been vastly employed. For example, given a switched linear system $\dot{x}(t) = A_{\delta(t)}x(t)$, $\delta: \mathbb{R}_{\geq 0} \rightarrow \mathcal{W} = \{1, 2, \dots, \iota\}$, ι is the total number of switching modes, an MLF with the piecewise quadratic form can be constructed for any t as $V_{\delta(t)}(t) = x^T(t)P_{\delta(t)}x(t)$, in which $P_{\delta(t)}$ is a positive definite matrix. In most literature applying such a kind of MLFs, a stability condition similar to (13) is usually involved, that is, at any k -th switching instant t_k , there exists $\mu > 0$ such that $V_{\delta(t_k)}(t_k) \leq \mu V_{\delta(t_k^-)}(t_k^-)$ holds. This in fact boils down to a linear matrix inequality (LMI) condition, i.e., $P_\varphi \leq \mu P_{\hat{\varphi}}, \hat{\varphi} \neq \varphi, \forall \hat{\varphi}, \varphi \in \mathcal{W}$. Then, the stability of the switched linear systems, even those with unstable subsystems, can be ensured via switching signals under some dwell-time constraints [4], [14], which are determined with the aid of such an LMI condition. However, if taking the same MLF form for the considered linear MDSS (2), then the above LMI conditions will be unable to establish due to the different dimensions of P_ϕ for different $\phi \in \mathcal{P}$. It thus entails extensions of the conventional MLF methods such that they can adapt to the MDSS structure and can also be capable of dealing with the presence of unstable subsystems.

To this end, in this section we will propose a new kind of MLFs called the *parametric MLF* for the stability analysis of the linear MDSS (2).

2) Construction of parametric multiple Lyapunov functions

Specifically, for any $t \in [t_k, t_{k+1})$, $k = 1, 2, \dots, N(t_0, t_f)$, the *parametric MLF* for the linear MDSS (2) can be constructed as

$$V_{\sigma(t_k)}(t, x_{\sigma(t_k)}(t)) = \eta(t)x_{\sigma(t_k)}^T(t)P_{\sigma(t_k)}x_{\sigma(t_k)}(t), \tag{22}$$

where the time-varying parameter $\eta(t)$ is a bounded piecewise constant function of t , i.e., $\forall t \in [t_k, t_{k+1})$, $\eta(t) = \eta_k \in [\underline{\eta}, \bar{\eta}] \subset (0, +\infty)$, where $\eta_k > 0$ is a constant related to the switching instant t_k , $\underline{\eta}$ and $\bar{\eta}$ are certain positive constants. P_ϕ is a positive definite matrix related to the dynamics of (2), $\forall \phi \in \mathcal{P}$. Clearly, it can be seen from (22) that $V_{\sigma(t_k)}(t, x_{\sigma(t_k)}(t))$ satisfies (11). Then, by (4) one has the following at any switching instant t_k :

$$\|x_{(\sigma(t_k^+))}(t_k^+)\|^2 \leq 2\|\Xi_{\sigma(t_k^+), \sigma(t_k^-)}\|^2 \|x_{(\sigma(t_k^-))}(t_k^-)\|^2 + 2\|\Phi_k\|^2, \tag{23}$$

$$V(t_k^+, x_{\sigma(t_k^+)}(t_k^+)) \leq \Omega_{\sigma(t_k^+), \sigma(t_k^-)} V(t_k^-, x_{(\sigma(t_k^-))}(t_k^-)) + \tilde{\Theta}, \tag{24}$$

where, setting $\phi = \sigma(t_k^+)$, $\hat{\phi} = \sigma(t_k^-)$ and $\Gamma_{\phi, \hat{\phi}} = \{k|\sigma(t_{k-1}) = \hat{\phi}, \sigma(t_k) = \phi\}$, then with $\|\Xi_{\phi, \hat{\phi}}\| \equiv 1$, $\|\Phi_k\| \leq \bar{\Phi}$ one gets

$$\begin{cases} \Omega_{\phi, \hat{\phi}} = \max_{\forall k \in \Gamma_{\phi, \hat{\phi}}} \left(\frac{2\eta_k \lambda_{\max}(P_\phi)}{\eta_{k-1} \lambda_{\min}(P_{\hat{\phi}})} \right), & \tilde{\Theta} = \tilde{\vartheta}, & \Phi_k \text{ not s.t. (5),} \\ \Omega_{\phi, \hat{\phi}} = \max_{\forall k \in \Gamma_{\phi, \hat{\phi}}} \left(\frac{2\eta_k \lambda_{\max}(P_\phi)}{\eta_{k-1} \lambda_{\min}(P_{\hat{\phi}})} \Upsilon \right), & \tilde{\Theta} = 0, & \Phi_k \text{ s.t. (5),} \end{cases} \quad (25)$$

where $\tilde{\vartheta} = 2\bar{\eta} \max_{\forall \phi \in \mathcal{P}} \lambda_{\max}(P_\phi) \|\bar{\Phi}\|^2$, $\Gamma_{\phi, \hat{\phi}} = \{k|\sigma(t_{k-1}) = \hat{\phi}, \sigma(t_k) = \phi\}$, $\Upsilon = \max(1, \max_{\forall \phi, \hat{\phi} \in \mathcal{P}} \|\Xi_{\phi, \hat{\phi}}\|^2)$. It can then be seen that (24) is consistent in form with (13) of Theorem 1, whereas the condition $0 < \Omega_{\phi, \hat{\phi}} < 1$, $\phi \in \mathcal{P}_u$ cannot be ensured through (25) without knowing the evolution of $\eta(t)$ at each switching instant. Hence, we propose the following procedure for the update of $\eta(t)$ at each t_k .

Procedure 1 (Update of $\eta(t)$ at $t_k \in [t_0, t_f]$ given $\sigma(t) \in \tilde{\Psi}_\sigma$):

Step 1: $k \leftarrow 0$, initialize $\eta(t_0) = \eta_0 > 0$; $\chi_{\phi, \hat{\phi}} \in (0, 1)$, $\forall \phi \in \mathcal{P}_u$, $\forall \hat{\phi} \in \mathcal{P}_s$, go to Step 2;

Step 2: $k \leftarrow k + 1$, $\eta_k \leftarrow \eta_{k-1}$, if $k \geq N(t_0, t_f)$, go to Step 6;

Step 3: If $\sigma(t_k^+) \in \mathcal{P}_u$ and $\Omega_{\sigma(t_k^+), \sigma(t_{k-1}^+)} \geq 1$, go to Step 4; else if $\sigma(t_k^+) \in \mathcal{P}_s$ and $\sigma(t_{k-1}^+) \in \mathcal{P}_u$ and $k > 1$ go to Step 5; else go to Step 2;

Step 4: $\eta_k \leftarrow \chi_{\sigma(t_k^+), \sigma(t_{k-1}^+)} \eta_k / \Omega_{\sigma(t_k^+), \sigma(t_{k-1}^+)}$, go to Step 2;

Step 5: $\eta_k \leftarrow \frac{2\eta_k \lambda_{\max}(P_{\sigma(t_{k-1}^+)})}{\chi_{\sigma(t_{k-1}^+), \sigma(t_{k-2}^+)} \lambda_{\min}(P_{\sigma(t_{k-2}^+)})}$, go to Step 2;

Step 6: Output η_k , exit.

Remark 9: Note that in Procedure 1 we assume the switching signal of (2) to satisfy the “quasi-alternative” property [38], i.e., for any switching instant t_k of the switching signal $\sigma(t)$ of (2), if $\sigma(t_{k-1}^+) \in \mathcal{P}_u$, then $\sigma(t_k^+) \in \mathcal{P}_s$. Denote the set of the quasi-alternative switching signals by $\tilde{\Psi}_\sigma$. As was pointed out in [38], a quasi-alternative switching signal rules out the switchings between two unstable modes. Such a setting ensures that the unstable dynamics of a switching mode can immediately be compensated by the stable dynamics of the following stable mode. Note that in some related works like [14], such a setting was also implicitly adopted for dealing with the stability of switched systems with unstable subsystems satisfying various dwell-time conditions.

Remark 10: The parametric MLF features a variant parameter $\eta(t)$ subject to Procedure 1. It can be readily seen that if $\eta(t) \equiv 1$, the parametric MLF will reduce to the classic quadratic MLF. The decrease update of η_k (Step 4) for the switching from a stable mode to an unstable one ensures that the condition $0 < \Omega_{\phi, \hat{\phi}} < 1$ in (13) can always be satisfied. However, a pure decrease update would potentially drive η_k towards 0 as $k \rightarrow +\infty$, which would make the parametric MLF trivial to use. To avoid this issue, the switching signal here for (2) is thus required to satisfy $\sigma(t) \in \tilde{\Psi}_\sigma$, i.e., an unstable mode must be followed by a stable mode. In this case, once a decrease update of $\eta(t)$ is made at a switching instant, an increase update (Step 5) which is identical in quantity to the decrease update will be made immediately

at the next switching instant. Such a procedure confines the value of $\eta(t)$ to a bounded range, which can be determined by $[\eta_0 \min_{\forall \phi, \hat{\phi} \in \mathcal{P}} \chi_{\phi, \hat{\phi}} / (2 \max_{\forall \phi, \hat{\phi} \in \mathcal{P}} \lambda_{\max}(P_\phi) / \lambda_{\min}(P_{\hat{\phi}})), \eta_0]$. This

implies $\underline{\eta} = \eta_0 \min_{\forall \phi, \hat{\phi} \in \mathcal{P}} \chi_{\phi, \hat{\phi}} / (2 \max_{\forall \phi, \hat{\phi} \in \mathcal{P}} \lambda_{\max}(P_\phi) / \lambda_{\min}(P_{\hat{\phi}}))$,

$\bar{\eta} = \eta_0$. Note that the above are derived with the fact that $\max_{\forall \phi, \hat{\phi} \in \mathcal{P}} \lambda_{\max}(P_\phi) / \lambda_{\min}(P_{\hat{\phi}}) > 1$ and $\tilde{\Upsilon} \geq 1$. In addition,

$\chi_{\phi, \hat{\phi}}, \forall \phi, \hat{\phi} \in \mathcal{P}$ are prescribed positive constant related to the bounds of the (piecewise) TDADT in (14) to (17).

With the parametric MLF satisfying Procedure 1, we are in the position of presenting stability conditions for the linear MDSS (2) under the switching signal $\sigma(t) \in \tilde{\Psi}_\sigma$.

C. Stabilization for linear MDSS

The following theorem provides the conditions for (2) under quasi-alternative switching signals to be practically and asymptotically stable, given Φ_k is state-independent and state-dependent, respectively.

Theorem 2: Consider (2) with state transition (4) at any $t_k \in [t_0, t_f]$ under the switching signal $\sigma(t) \in \tilde{\Psi}_\sigma$. Given $\eta_0 > 0$, $\chi_{\phi, \hat{\phi}} \in (0, 1)$, $\phi \in \mathcal{P}_u$, $\hat{\phi} \in \mathcal{P}$, and a positive matrix P_ϕ , $\phi \in \mathcal{P}$ satisfying

$$\tilde{A}_\phi^T P_\phi + P_\phi \tilde{A}_\phi - 2\gamma_\phi P_\phi = -I_{n_\phi}, \quad (26)$$

where, $\tilde{A}_\phi = A_\phi + B_\phi K_\phi$, $\max_j \text{Re}(\lambda_j(A_\phi + B_\phi K_\phi)) < \gamma_\phi < 0$, $\phi \in \mathcal{P}_s$; $0 \leq \max_j \text{Re}(\lambda_j(A_\phi + B_\phi K_\phi)) < \gamma_\phi$, $\phi \in \mathcal{P}_u$, if for each t_k , there exists $\eta_k > 0$, $k = 1, 2, \dots, N(t_0, t_f)$ output by Procedure 1, then for state-independent Φ_k , (2) is GUPS provided that (14)-(17) are satisfied. Particularly, for state-dependent Φ_k , i.e., (5) is satisfied, then (2) is GUAS provided that (14) and (16) are satisfied. In (14)-(17), $\tilde{\gamma}_\phi = -\lambda_{\max}(P_\phi)^{-1} + 2\gamma_\phi < 0$, $\gamma_\phi \in (\max_j \text{Re}(\lambda_j(A_\phi + B_\phi K_\phi)), 0)$, $\phi \in \mathcal{P}_s$; $\tilde{\gamma}_\phi = 2\gamma_\phi > 0$, $\gamma_\phi \in (\max_j \text{Re}(\lambda_j(A_\phi + B_\phi K_\phi)), +\infty)$, $\phi \in \mathcal{P}_u$; $\Omega_{\phi, \hat{\phi}}$ is given by (25); the ultimate bound as $t \rightarrow +\infty$ is determined by $\epsilon = \tilde{\epsilon} \underline{\eta}^{-1} \max_{\forall \phi \in \mathcal{P}} (1/\lambda_{\min}(P_\phi))$, $\underline{\eta} = \eta_0 \min_{\forall \phi, \hat{\phi} \in \mathcal{P}} \chi_{\phi, \hat{\phi}} / (2 \max_{\forall \phi, \hat{\phi} \in \mathcal{P}} \lambda_{\max}(P_\phi) / \lambda_{\min}(P_{\hat{\phi}}))$, $\tilde{\epsilon}$ is given as in Theorem 1.

Proof: For $\sigma(t) \in \tilde{\Psi}_\sigma$ and any $t \in [t_k, t_{k+1})$, $k = 0, 1, \dots, N(t_0, t_f)$, construct the parametric MLF for (2) as in (22). Then, with (26) it follows that for any $\phi = \sigma(t_k) \in \mathcal{P}$,

$$\dot{V}_\phi(t, x_\phi(t_k^+)) \leq \tilde{\gamma}_\phi V_\phi(t, x_\phi(t_k^+)), \quad (27)$$

where $\tilde{\gamma}_\phi = -\frac{1}{\lambda_{\max}(P_\phi)} + 2\gamma_\phi$. Moreover, one derives from (4) that for any $\phi = \sigma(t_k) \in \mathcal{P}$, $\hat{\phi} = \sigma(t_{k-1}) \in \mathcal{P}$,

$$V_\phi(t, x_\phi(t_k^+)) \leq \Omega_{\phi, \hat{\phi}} V_{\hat{\phi}}(t, x_{\hat{\phi}}(t_k^-)) + \tilde{\Theta}, \quad (28)$$

in which $\Omega_{\phi, \hat{\phi}}, \tilde{\Theta}$ are given by (25). Since $\eta(t)$ is updated under Procedure 1, then conditions (11) and $0 < \Omega_{\phi, \hat{\phi}} < 1$, $\phi \in \mathcal{P}_u$, $\hat{\phi} \in \mathcal{P}$ can be automatically satisfied. Moreover, by (25) and Procedure 1, for $\phi \in \mathcal{P}_s$ and $\hat{\phi} \in \mathcal{P}$, there always exists an upper bound estimate for $\Omega_{\phi, \hat{\phi}}$, i.e., $\Omega_{\phi, \hat{\phi}} \leq \bar{\Omega} = \max_{\forall \phi, \hat{\phi} \in \mathcal{P}} (2\lambda_{\max}(P_\phi) / \lambda_{\min}(P_{\hat{\phi}}))$, which implies

$\bar{\Omega} > 1$. This means the value of $\Omega_{\phi, \hat{\phi}}$ in (24) whenever $\phi \in \mathcal{P}_s$ and $\hat{\phi} \in \mathcal{P}$ can be replaced by $\bar{\Omega}$. Then, for state-independent Φ_k , according to Theorem 1, one can derive via conditions (14), (15), (16) and (17) that $\lim_{t \rightarrow +\infty} V_{\sigma(t)}(t) \leq \tilde{\epsilon}$. Moreover, by Procedure 1 one has that $\forall k, \eta_k \geq \eta > 0$ and $\eta_k^{-1} \leq \underline{\eta}^{-1}$, which along with (22) further denotes that $\lim_{t \rightarrow +\infty} \|x_{\sigma(t)}\| \leq \epsilon$, $\epsilon = \tilde{\epsilon} \underline{\eta}^{-1} \max_{\forall \phi \in \mathcal{P}} (1/\lambda_{\min}(P_\phi))$, $\underline{\eta} = \eta_0 \min_{\forall \phi, \hat{\phi} \in \mathcal{P}} \chi_{\phi, \hat{\phi}} / (2 \max_{\forall \phi, \hat{\phi} \in \mathcal{P}} \lambda_{\max}(P_\phi) / \lambda_{\min}(P_{\hat{\phi}}))$. This implies that (2) is GUPS. Particularly, under the same precondition that $\sigma(t) \in \tilde{\Psi}_\sigma$, when Φ_k is state-dependent, i.e., (5) is satisfied, then by (25), Procedure 1 and Theorem 1, one concludes that $\lim_{t \rightarrow +\infty} V_{\sigma(t)}(t) = 0$ given that (14) and (16) are satisfied. This along with the boundedness of η_k indicates that $\lim_{t \rightarrow +\infty} \|x_{\sigma(t)}(t)\| = 0$, i.e., (2) is GUAS. ■

Remark 11: In Theorem 2, two kinds of stabilities of the linear MDSS (2) have been investigated for two different types (state-independent and state-dependent) of Φ_k . For state-independent Φ_k , the GUPS performance of (2) is studied due to the non-vanishing property of the state impulses (corresponding to the general case of $\Theta \geq 0$ in Theorem 1). Such impulses can be deemed a series of constant disturbances against the state which impede the system state from achieving asymptotic convergence performance. For state-dependent Φ_k , the GUAS performance for (2) is studied, since the state impulses would eventually vanish with a convergent state (corresponding to the special case of $\Theta \equiv 0$ in Theorem 1).

IV. APPLICATION OF MDSS FRAMEWORK TO CONSENSUS OF OPEN MASS

In the previous section, we have obtained stability conditions for the MDSS by virtue of the proposed TDADT and parametric MLF methods. In this section, we are going to apply the results for the stability of the linear MDSS to address the consensus problem of the open MAS featuring agent circulation behaviors.

Specifically, we have the following settings for the communication topology and the dynamics of the considered open MAS, respectively. Note that for a consistent presentation, in the following we will use the same symbol of $\sigma(t)$ to denote the switching signal of the topology of the open MAS.

A. System formulation and preliminaries

Given a switching signal $\sigma(t)$, $\sigma : \mathbb{R}_{\geq 0} \rightarrow \mathcal{P} = \{1, 2, \dots, s\}$ where s is the number of switching modes of $\sigma(t)$, the switching communication topology of an open multi-agent system can be represented by a switching directed graph $\mathcal{G}_{\sigma(t)} = \{\mathcal{V}_{\sigma(t)}, \mathcal{E}_{\sigma(t)}\}$ in which each switching mode indicates a possible switching topology. $\mathcal{V}_{\sigma(t)} = \{1, 2, \dots, N_{\sigma(t)}\}$ denotes the vertex set of the digraph $\mathcal{G}_{\sigma(t)}$ that satisfies $|\mathcal{V}_{\sigma(t)}| = N_{\sigma(t)}$, where $N_{\sigma(t)}$ represents the number of the vertices of $\mathcal{G}_{\sigma(t)}$, $\mathcal{E}_{\sigma(t)} \subseteq \mathcal{V}_{\sigma(t)} \times \mathcal{V}_{\sigma(t)}$ is the edge set. It is assumed that the digraph contains no self loops, i.e., $(i, i) \notin \mathcal{E}_{\sigma(t)}$. Let $\mathcal{A}_{\sigma(t)} = [a_{ij}(\sigma(t))] \in \mathbb{R}^{N \times N}$ denote the switching adjacency matrix of $\mathcal{G}_{\sigma(t)}$ in which $a_{ij}(\sigma(t)) = 0$ if $(j, i) \notin \mathcal{E}_{\sigma(t)}$, i.e., there is not a directed edge from

j to i , otherwise $a_{ij}(\sigma(t)) = 1$. A Laplacian matrix of $\mathcal{G}_{\sigma(t)}$ is denoted by $L_{\sigma(t)} = [l_{ij}(\sigma(t))] = \mathcal{D}_{\sigma(t)} - \mathcal{A}_{\sigma(t)}$, where $\mathcal{D}_{\sigma(t)} = [d_{ij}(\sigma(t))]$ is the corresponding switching degree matrix with $d_{ij}(\sigma(t)) = 0, \forall i \neq j$ and $d_{ij}(\sigma(t)) = \sum_{j=1}^N a_{ij}(\sigma(t)), \forall i = j$.

Consider the following open multi-agent system with linear switching consensus protocols:

$$\begin{aligned} \dot{\xi}_{\sigma(t), i}(t) = & S \xi_{\sigma(t), i}(t) - \varrho \sum_{j=1}^{N_{\sigma(t)}} a_{ij}(\sigma(t)) (\xi_{\sigma(t), i}(t) \\ & - \xi_{\sigma(t), j}(t)), i, j \in \mathcal{V}_{\sigma(t)}, i \neq j, \end{aligned} \quad (29)$$

where $\varrho > 0$ is a given constant; $\xi_{\sigma(t), i}(t) = [\xi_{\sigma(t), i}^1(t), \dots, \xi_{\sigma(t), i}^p(t)]^T \in \mathbb{R}^p$, where $\xi_{\sigma(t), i}^j(t) \in \mathbb{R}$ is the j -th component of $\xi_{\sigma(t), i}(t)$; $S \in \mathbb{R}^{p \times p}$, and assume that $\min_{\forall j} (\text{Re}(\lambda_j(S))) > 0$. A compact form of (29) can be obtained by piling up the state of each agent:

$$\dot{\tilde{\xi}}_{\sigma(t)}(t) = (I_{N_{\sigma(t)}-1} \otimes S - \varrho L_{\sigma(t)} \otimes I_p) \tilde{\xi}_{\sigma(t)}(t), \quad (30)$$

where $\tilde{\xi}_{\sigma(t)}(t) = [\xi_{\sigma(t), 1}^T(t), \dots, \xi_{\sigma(t), N_{\sigma(t)}}^T(t)]^T$. The state transition of (30) at switching instant t_k are captured as follows:

$$\tilde{\xi}_{\sigma(t_k^+)}(t_k^+) = \Xi_{\sigma(t_k^+), \sigma(t_k^-)} \tilde{\xi}_{\sigma(t_k^-)}(t_k^-) + \Phi_k, \quad (31)$$

in which $\Xi_{\sigma(t_k^+), \sigma(t_k^-)}$ and Φ_k are of the same definition as in (4). According to the setting in [31], we have the following agent circulation behaviors at certain switching instant t_k of the open MAS (30):

- 1) **Joining:** There are new agents joining the original group, i.e., $|\mathcal{V}_{\sigma(t_k^-)}| < |\mathcal{V}_{\sigma(t_k^+)}|$, $N_{\sigma(t_k^-)} < N_{\sigma(t_k^+)}$. The joining agents can establish new connections with the existing agents in the group. For a pure joining behavior of an agent, the matrix $\Xi_{\sigma(t_k^+), \sigma(t_k^-)}$ is derived by inserting a $p \times p N_{\sigma(t_k^-)}$ zero matrix in between specific rows of $I_{p N_{\sigma(t_k^-)}}$ (e.g., between the h -th and $h+1$ -th rows, h is a certain positive integer); correspondingly, the vector Φ_k is derived by inserting a p -dimensional vector carrying initial values of the joined agent in between the h -th and $h+1$ -th rows of a $p N_{\sigma(t_k^-)}$ -dimensional vector. These initial values can either be independent of or dependent on $\tilde{\xi}_{\sigma(t_k^-)}$.
- 2) **Leaving:** There are agents leaving the original group, i.e., $|\mathcal{V}_{\sigma(t_k^-)}| > |\mathcal{V}_{\sigma(t_k^+)}|$, $N_{\sigma(t_k^-)} > N_{\sigma(t_k^+)}$. Once an agent has left the group, all the connections bound to it will be cut off. For a pure leaving behavior of an agent, $\Xi_{\sigma(t_k^+), \sigma(t_k^-)}$ is derived by removing a $p \times p N_{\sigma(t_k^-)}$ matrix from the specific row of $I_{p N_{\sigma(t_k^-)}}$. Clearly, there holds $\Phi \equiv 0$ for this case.
- 3) **Replacing:** There are agents replaced by new agents that did not belong to the original group. Equivalently, a replacing behavior can also be deemed a simultaneous occurrence of the joining and leaving behaviors. A pure replacing behavior does not change the size of the communication topology, i.e., $|\mathcal{V}_{\sigma(t_k^+)}| = |\mathcal{V}_{\sigma(t_k^-)}|$, $N_{\sigma(t_k^+)} = N_{\sigma(t_k^-)}$, which implies $\Xi_{\sigma(t_k^+), \sigma(t_k^-)} \equiv I_{p N_{\sigma(t_k^-)}}$. The

state variation of the agent being replaced is solely brought by the specific entries of Φ_k .

Remark 12: For an open MAS (29), its topology is naturally switching since the agent behaviors listed above in essence imply potential connection variations among agents. Note that we also allow the connection variations occurring among unmoved agents at the same time. For example, when an agent leaves the group, the rest agents can instantly re-establish connections with others to retain the lost connections due to the departure.

With the above open MAS model provided, we introduce the following definition regarding two types of consensus performance of (29).

Definition 5: For the open MAS (29), it is said to achieve practical consensus if there exists $\epsilon \geq 0$ such that

$$\lim_{t \rightarrow +\infty} \|\xi_{\sigma(t),i}(t) - \xi_{\sigma(t),j}(t)\| \leq \epsilon, \quad \forall i, j \in \mathcal{V}_{\sigma(t)}. \quad (32)$$

Particularly, if there holds $\epsilon \equiv 0$, i.e., $\lim_{t \rightarrow +\infty} \|\xi_{\sigma(t),i}(t) - \xi_{\sigma(t),j}(t)\| = 0$, $\forall i, j \in \mathcal{V}_{\sigma(t)}$, then (29) is said to achieve (asymptotical) consensus.

Other forms of the definition about the practical consensus can be found in [39], [40].

The next two lemmas are also essential in the upcoming analysis.

Lemma 1 ([23]): Given any vectors $x_1, \dots, x_{N_{\sigma(t)}} \in \mathbb{R}^n$ and corresponding to the switching Laplacian matrix $L_{\sigma(t)} = [l_{ij}(\sigma(t))]$ defined in Section IV-A, the following holds $\sum_{j=1}^{N_{\sigma(t)}} l_{ij}(\sigma(t))x_j(t) - \sum_{j=1}^{N_{\sigma(t)}} l_{N_{\sigma(t)j}(\sigma(t))}x_j(t) = \sum_{j=1}^{N_{\sigma(t)}-1} z_{ij}(\sigma(t))(x_j(t) - x_{N_{\sigma(t)}}(t))$, where $z_{ij}(\sigma(t)) = l_{ij}(\sigma(t)) - l_{N_{\sigma(t)j}(\sigma(t))}$ for $i, j = 1, \dots, N_{\sigma(t)} - 1$. Denoting $Z_{\sigma(t)} = [z_{ij}(\sigma(t))]$, then the real parts of all the eigenvalues of $Z_{\sigma(t)}$, $\phi \in \mathcal{P}$ are non-negative. Moreover, their real parts are all positive provided that \mathcal{G}_{ϕ} contains a directed spanning tree for some ϕ . In addition, let $\mathcal{P}_s = \{\phi \mid \mathcal{G}_{\phi} \text{ contains a directed spanning tree}\}$, $\mathcal{P}_u = \{\phi \mid \mathcal{G}_{\phi} \text{ contains no directed spanning tree}\}$.

Lemma 2 ([41]): For given pair of matrices $A \in \mathbb{C}^{n \times n}$ and $B \in \mathbb{C}^{r \times r}$, if $Y = A \otimes I_r + I_n \otimes B$, then $\lambda(Y) = \{\lambda_A + \lambda_B \mid \lambda_A \in \lambda(A), \lambda_B \in \lambda(B)\}$.

Detailed proofs regarding the above two lemmas can be found in [23] and [41], respectively.

B. MDSS interpretation of open MASs

Applying Lemma 1, one can transform (29) into the following system by defining $\delta_{\sigma(t),i}(t) = \xi_{\sigma(t),i}(t) - \xi_{\sigma(t),N_{\sigma(t)}}(t)$: for any $i = 1, \dots, N_{\sigma(t)} - 1$,

$$\dot{\delta}_{\sigma(t),i}(t) = S\delta_{\sigma(t),i}(t) - \varrho \sum_{j=1}^{N_{\sigma(t)}-1} z_{ij}(\sigma(t))\delta_{\sigma(t),j}(t), \quad (33)$$

Furthermore, (33) can be rewritten as the following compact form,

$$\dot{\tilde{\delta}}_{\sigma(t)}(t) = (I_{N_{\sigma(t)}-1} \otimes S - \varrho Z_{\sigma(t)} \otimes I_p)\tilde{\delta}(t), \quad (34)$$

where $\tilde{\delta}_{\sigma(t)}(t) = [\delta_{\sigma(t),1}^T(t), \dots, \delta_{\sigma(t),N_{\sigma(t)}-1}^T(t)]^T = \Upsilon_{N_{\sigma(t)}}\tilde{\xi}_{\sigma(t)}(t)$ and satisfies

$$\tilde{\delta}_{\sigma(t_k^+)}(t_k^+) = \tilde{\Xi}_{\sigma(t_k^+),\sigma(t_k^-)}\tilde{\delta}_{\sigma(t_k^-)}(t_k^-) + \tilde{\Phi}_k, \quad (35)$$

where $\Upsilon_{N_{\sigma(t)}} = [I_{p(N_{\sigma(t)}-1)}, -\mathbf{1}_{p(N_{\sigma(t)}-1)}]$, $\tilde{\Xi}_{\sigma(t_k^+),\sigma(t_k^-)} \in \mathbb{B}^{p(N_{\sigma(t_k^+)}-1) \times p(N_{\sigma(t_k^-)}-1)}$ which can be obtained by removing the last p rows and the last p columns from $\Xi_{\sigma(t_k^+),\sigma(t_k^-)}$; $\tilde{\Phi}_k = \check{\Phi}_k + \hat{\Phi}_k$, $\check{\Phi}, \check{\Phi}_k, \hat{\Phi}_k \in \mathbb{R}^{p(N_{\sigma(t_k^+)}-1)}$, in which $\check{\Phi}_k = \mathbf{1}_{N_{\sigma(t)}-1} \otimes (\xi_{\sigma(t_k^-),N_{\sigma(t_k^-)}}(t_k^-) - \xi_{\sigma(t_k^+),N_{\sigma(t_k^+)}}(t_k^+))$ and $\hat{\Phi}_k = \Upsilon_{N_{\sigma(t)}}\Phi_k$ are both of the consistent state dependency with Φ_k . Clearly, comparing (34) and (35) with (1) and (4), it can be concluded that (34) is an MDSS with the state transition (35) at switching instant t_k .

Remark 13: Although resembling in form, the parameter settings in (31) and (35) are slightly different. The differences are mainly exhibited in Φ_k and $\tilde{\Phi}_k$: Φ_k defined in (31) only carries a single part, i.e., the state variation which can be state-dependent or state-independent; $\tilde{\Phi}_k$ carries two parts, i.e., a state-dependent vector $\check{\Phi}_k$ and a vector $\hat{\Phi}_k$ whose state dependency relies on that of Φ_k . Note that such differences would not change the structure of the state transition mechanism defined in Section II-B since the duties of $\tilde{\Xi}_{\sigma(t_k^+),\sigma(t_k^-)}$ and $\tilde{\Phi}_k$ in (35) are consistent with those of (31).

Next, we will resort to both Lemma 1 and Lemma 2 to indicate relations between the connectivity of the underlying graph \mathcal{G}_{ϕ} of the open MAS (30) and the stability of the corresponding switching mode ϕ of the MDSS (34). Such relations are summarized by the following lemma.

Lemma 3: For given matrix S , $\min_{\forall i} \text{Re}(\lambda_i(S)) > 0$, if $\phi \in \mathcal{P}_s$, then there exists a constant $\varrho > 0$, such that the matrix $I_{N_{\phi}-1} \otimes S - \varrho Z_{\phi} \otimes I_p$ of the corresponding MDSS (34) is Hurwitz. Under the same constant ϱ , if $\phi \in \mathcal{P}_u$, then $I_{N_{\phi}-1} \otimes S - \varrho Z_{\phi} \otimes I_p$ is non-Hurwitz.

Proof: By Lemma 1, one concludes that all the eigenvalues of Z_{ϕ} have positive real parts, provided that $\phi \in \mathcal{P}_s$. Recalling that $\min_{\forall i} \text{Re}(\lambda_i(S)) > 0$, and applying Lemma 2 then it is straightforward to derive that $\max_{\forall i} (\text{Re}(\lambda_i(I_{N_{\phi}-1} \otimes S - \varrho Z_{\phi} \otimes I_p))) = \max_{\forall i,j} (\text{Re}(\lambda_i(S) - \varrho \lambda_j(Z_{\phi})))$. Obviously, one can always find a large enough $\varrho > 0$, such that $\max_{\forall i,j} (\text{Re}(\lambda_i(S) - \varrho \lambda_j(Z_{\phi}))) < 0$, which implies $I_{N_{\phi}-1} \otimes S - \varrho Z_{\phi} \otimes I_p$ is Hurwitz. Moreover, under the same constant ϱ , if $\phi \in \mathcal{P}_u$, then one derives that at least one eigenvalue of Z_{ϕ} has zero real part, which, by Lemma 2 and $\min_{\forall i} \text{Re}(\lambda_i(S)) > 0$, further implies that at least one eigenvalue of $I_{N_{\phi}-1} \otimes S - \varrho Z_{\phi} \otimes I_p$ has the positive real part. This indicates the non-Hurwitzness for $\phi \in \mathcal{P}_u$. ■

C. Consensus of open MAS via MDSS framework

With Lemma 3 derived, the following theorem gives the sufficient conditions for (29) to reach corresponding consensus performance under the framework of the MDSS.

Theorem 3: Consider the open MAS (29) with the agent circulation at the switching instant given by (31) and the

switching topologies denoted by $\mathcal{G}_{\sigma(t)}$, with $\sigma(t) \in \tilde{\Psi}_{\sigma}$. If $\tilde{\Phi}_k$ of (35) is state-independent for each k , then (29) can achieve practical consensus given that (14), (15), (16), and (17) are satisfied, where

$$\begin{cases} \tilde{\gamma}_{\phi} = -\frac{1}{\lambda_{\max}(\tilde{P}_{\phi})} + 2\gamma_{\phi}, & \phi \in \mathcal{P}_s; \\ \tilde{\gamma}_{\phi} = 2\gamma_{\phi}, & \phi \in \mathcal{P}_u; \\ \gamma_{\phi} \in \left(\max_j \operatorname{Re}(\lambda_j(I_{N_{\phi}-1} \otimes S - \varrho Z_{\phi})), 0 \right), & \phi \in \mathcal{P}_s; \\ \gamma_{\phi} \in \left(\max_j \operatorname{Re}(\lambda_j(I_{N_{\phi}-1} \otimes S - \varrho Z_{\phi})), +\infty \right), & \phi \in \mathcal{P}_u; \end{cases} \quad (36)$$

if $\tilde{\Phi}_k$ is state-independent,

$$\begin{cases} \Omega_{\phi, \hat{\phi}} = \max_{\forall k \in \Gamma_{\phi, \hat{\phi}}} \left(2 \frac{\eta_k \lambda_{\max}(\tilde{P}_{\phi})}{\eta_{k-1} \lambda_{\min}(\tilde{P}_{\phi})} \bar{\Upsilon} \right), & \phi, \hat{\phi} \in \mathcal{P}; \\ \tilde{\Theta} = 2\bar{\eta} \max_{\forall \phi \in \mathcal{P}} \lambda_{\max}(\tilde{P}_{\phi}) \|\tilde{\Phi}\|^2; \end{cases} \quad (37)$$

if $\tilde{\Phi}_k$ is state-dependent,

$$\begin{cases} \Omega_{\phi, \hat{\phi}} = \max_{\forall k \in \Gamma_{\phi, \hat{\phi}}} \left(2 \frac{\eta_k \lambda_{\max}(\tilde{P}_{\phi})}{\eta_{k-1} \lambda_{\min}(\tilde{P}_{\phi})} \bar{\Upsilon} \right), & \phi, \hat{\phi} \in \mathcal{P}; \\ \tilde{\Theta} = 0. \end{cases} \quad (38)$$

in which $\bar{\Upsilon} = \max(1, \max_{\forall \phi, \hat{\phi} \in \mathcal{P}} \|\tilde{\Xi}_{\phi, \hat{\phi}}\|^2)$, $\bar{\Upsilon} = \max(1, \max_{\forall \phi, \hat{\phi} \in \mathcal{P}} \|\tilde{\Xi}_{\phi, \hat{\phi}}\|^2)$, Z_{ϕ} , $\phi \in \mathcal{P}$ is defined via Lemma

1. Particularly, when $\tilde{\Phi}_k$ of (35) is state-dependent for each k , i.e., (5) is satisfied, then (29) can achieve consensus given that (14) and (16) are satisfied.

Proof: For every $t \in [t_0, t_f)$, define $\delta_{\sigma(t), i}(t) = \xi_{\sigma(t), i}(t) - \xi_{\sigma(t), N_{\sigma(t)}}(t)$, $i = 1, \dots, N_{\sigma(t)} - 1$. Then for each pair of $i, j \in \mathcal{V}_{\sigma(t)}$, one can deduce from $\lim_{t \rightarrow +\infty} \|\delta_{\sigma(t), i}(t)\| \leq \epsilon$ that $\lim_{t \rightarrow +\infty} \|\xi_{\sigma(t), i}(t) - \xi_{\sigma(t), j}(t)\| \leq \hat{\epsilon}$, $\hat{\epsilon} = 2\epsilon$; one can deduce from $\lim_{t \rightarrow +\infty} \|\delta_{\sigma(t), i}(t)\| = 0$ that $\lim_{t \rightarrow +\infty} \|\xi_{\sigma(t), i}(t) - \xi_{\sigma(t), j}(t)\| = 0$. Then via Definition 1 and Definition 5, the consensus and practical consensus of (29) boil down to the GUAS and GUPS of (34), respectively. Given the MDSS (34), there exist a positive definite matrix \tilde{P}_{ϕ} and a scalar $\gamma_{\phi} > \max_j \operatorname{Re}(\lambda_j(I_{N-1} \otimes S - \varrho Z_{\phi} \otimes I_p))$ such that the following Lyapunov equations hold for all $\phi \in \mathcal{P}$:

$$(I_{N_{\phi}-1} \otimes S - \varrho Z_{\phi} \otimes I_p)^T \tilde{P}_{\phi} + \tilde{P}_{\phi} (I_{N_{\phi}-1} \otimes S - \varrho Z_{\phi} \otimes I_p)^T - 2\gamma_{\phi} \tilde{P}_{\phi} = -I_{p(N_{\phi}-1)}. \quad (39)$$

Similar to the proof of Theorem 2, choose the parametric MLFs as $V_{\sigma(t)} = \eta(t) \tilde{\delta}_{\sigma(t)}^T(t) \tilde{P}_{\sigma(t)} \tilde{\delta}_{\sigma(t)}(t)$, then it is clear that for any $\phi \in \mathcal{P}$, (11) is satisfied. Further, one concludes from (39) and (35) that (27) and (28) hold, in which the corresponding parameters are given in (36), (37) and (38). Then via Theorem 2 and with the conditions (14) to (17) satisfied, one concludes that (33) is GUPS given $\sigma(t) \in \tilde{\Psi}_{\sigma}$ and $\tilde{\Phi}_k$ does not satisfy (5); (33) is GUAS if solely $\tilde{\Phi}_k$ satisfies (5). Further one can immediately obtain the corresponding consensus performance of the open MAS (29) from the above stability performance of the MDSS (34). The proof is complete. ■

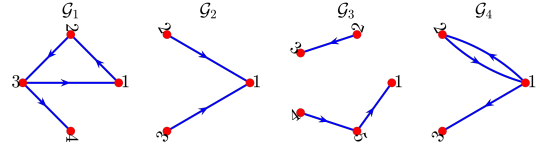


Fig. 2. Possible switching topologies of the open MAS (29). The red nodes denote the agents and the blue arrowed lines denote the directed communications among them, the numbers denote the labels of agents. It is assumed in this example that only the agent of a larger label departs from the group; new incoming agents are labeled in sequence after the existing largest label. Note that \mathcal{G}_1 and \mathcal{G}_4 contain a directed spanning tree while the other digraphs contain no directed spanning tree.

Remark 14: Note that due to the correspondence between the connectivity of the digraph of the open MAS (30) and the stability of the subsystem of the MDSS (34), the quasi-alternative switching signal $\sigma(t) \in \tilde{\Psi}_{\sigma}$ involved in Theorem 3 remains consistent in definition with that in Theorem 2.

D. Numerical simulation

In this subsection, we present simulation results for the consensus of the open MAS under two cases of the agent circulation, i.e., under state-independent and state-dependent $\tilde{\Phi}_k$, respectively. Note that for both cases we consider the same open MAS model with switching topologies that may not be connected for each switching mode.

For the open MAS (29), the corresponding parameters are set as follows: $\varrho = 2$, $S = [0.1 \ 0.05; 0 \ 0.2]$, $L_1 = [1 \ 0 \ -1 \ 0; -1 \ 1 \ 0 \ 0; 0 \ -1 \ 1 \ 0; 0 \ 0 \ -1 \ 1]$, $L_2 = [2 \ -1 \ -1; 0 \ 0 \ 0; 0 \ 0 \ 0]$, $L_3 = [1 \ 0 \ 0 \ 0 \ -1; 0 \ 0 \ 0 \ 0 \ 0; 0 \ -1 \ 1 \ 0 \ 0; 0 \ 0 \ 0 \ 0 \ 0; 0 \ 0 \ 0 \ -1 \ 1]$, $L_4 = [1 \ -1 \ 0; -1 \ 1 \ 0; -1 \ 0 \ 1]$. The corresponding switching topologies are given by Fig. 2, in which \mathcal{G}_1 and \mathcal{G}_4 both contain a directed spanning tree while \mathcal{G}_2 and \mathcal{G}_3 do not. Then, by Lemma 3, one readily concludes that $I_{N-1} \otimes S - \varrho Z_{\phi} \otimes I_p$ is non-Hurwitz except for $\phi = 1, 4$ (which can also be verified by checking the eigenvalues manually). A quasi-alternative switching signal $\sigma(t) \in \tilde{\Psi}_{\sigma}$ that satisfies (14) to (17) is depicted by the lower sub-figure of Fig. 3. The upper sub-figure of Fig. 3 depicts the variation of the number of agents $N_{\sigma(t)}$ in the open MAS network. Given $\eta_0 = 1$, $\chi_{1,2} = 0.410$, $\chi_{1,3} = 0.560$, $\chi_{2,1} = 0.550$, $\chi_{3,1} = 0.637$, $\chi_{3,4} = 0.642$, $\chi_{4,2} = 0.580$, and applying Procedure 1 to (34), then the corresponding lower and upper bounds for the (piecewise) TDADT conditions are collected by the following matrix:

$$\Lambda_{\tau} = [\tau_{i,j}] = \begin{bmatrix} 0 & 2.364 & 2.818 & 0 \\ 0.507 & 0 & 0 & 0 \\ 0.578 & 0 & 0 & 0.568 \\ 0 & 2.062 & 0 & 0 \end{bmatrix}, \quad (40)$$

in which the row index i denotes the post-switching mode and the column index j denotes the pre-switching mode, each zero entry indicates there is no transition from mode j to mode i . Moreover, it can be seen from Fig. 3 that the given switching signal satisfies the conditions in Theorem 3 w.r.t. the above bounds.

Given the above parameters, we first set $\tilde{\Phi}_k$ to be state-independent by randomly generating a real vector at each

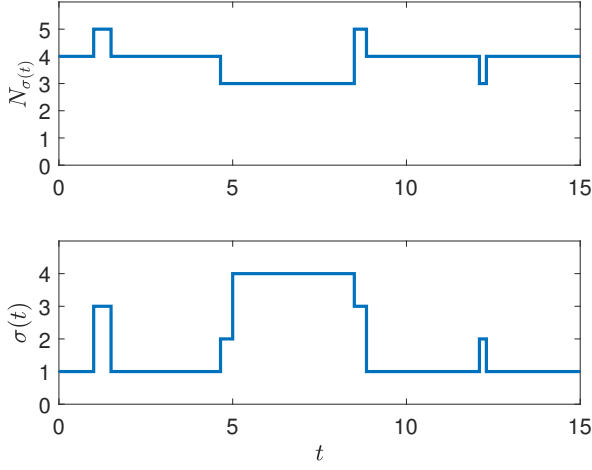


Fig. 3. Switching signal $\sigma(t) \in \tilde{\Psi}_\sigma$ and number of agents $N_{\sigma(t)}$ of open MAS (29).

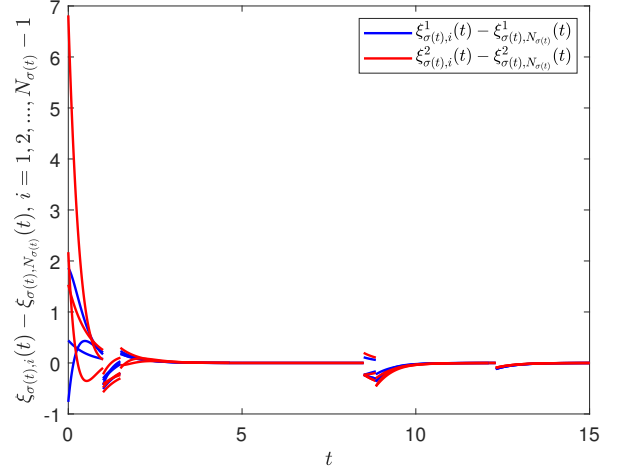


Fig. 5. Disagreement vector $\xi_{\sigma(t),i}(t) - \xi_{\sigma(t),N_{\sigma(t)}}(t), i = 1, 2, \dots, N_{\sigma(t)} - 1$, given $\tilde{\Phi}_k$ is state-independent.

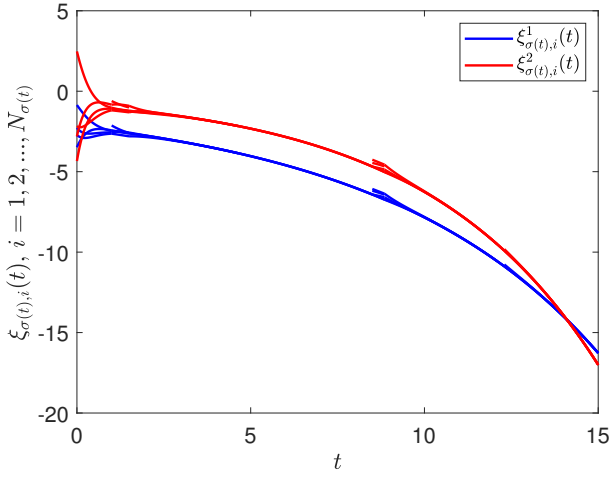


Fig. 4. State trajectories $\xi_{\sigma(t),i}(t), i = 1, \dots, N_{\sigma(t)}$, given $\tilde{\Phi}_k$ is state-independent.

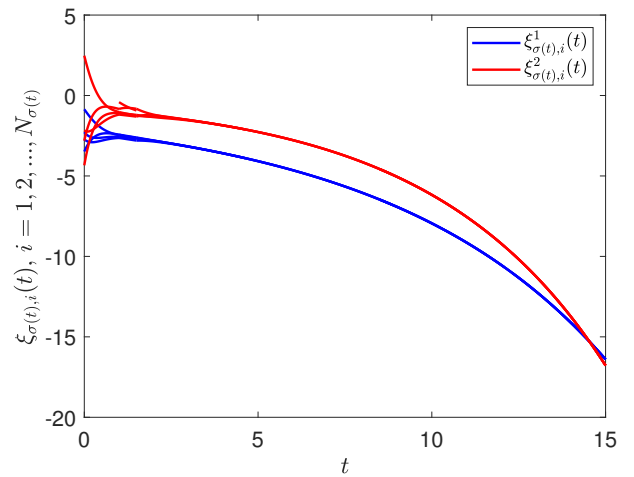


Fig. 6. State trajectories $\xi_{\sigma(t),i}(t), i = 1, 2, \dots, N_{\sigma(t)}$, given that $\tilde{\Phi}_k$ is state-dependent.

switching instant. Further, we set that $\|\tilde{\Phi}_k\| \leq 0.7$. The resultant trajectories of agent states $\xi_i(t)$ and the disagreement vectors $\delta_i(t)$ are depicted in Fig. 4 and Fig. 5, respectively. It is shown that the presence of the nonconvergent $\tilde{\Phi}_k$ and the agent-joining behavior makes the state error of the open MAS suffer a non-zero impulse at each topology switching instant, which impedes the error from converging to zero. With the switching signal satisfying conditions in Theorem 3, one can ensure that the disagreement vector converges to a bounded region pertaining to $\tilde{\Phi}$. Then, we set Φ_k to be state-dependent, i.e., Φ_k satisfies (5), in which $\tilde{\Xi}_k$ is a randomly generated matrix at each switching instant and satisfies $\|\tilde{\Xi}_k\| \leq 1, \forall \phi, \hat{\phi} \in \{1, 2, 3, 4\}$. The resultant trajectories of agent states $\xi_i(t)$ and the disagreement vectors $\delta_i(t)$ are depicted in Fig. 6 and Fig. 7, respectively. It can be concluded from the figures that a state-dependent $\tilde{\Phi}_k$ will not exert constant non-

attenuating impulsive effects on the consensus process, which renders the asymptotical consensus performance to the open MAS under the given agent circulation pattern.

V. CONCLUSION

The stability of the MDSS has been studied in this work. The state transition of the MDSS at each switching instant is interpreted into an impulse brought by both the dimension variation and the state jump. The impulses can be either independent of or dependent on the pre-switching state. By the proposed TDADT and piecewise TDADT approaches, we have guaranteed the GUPS under state-independent impulses and GUAS under state-dependent impulses for the MDSS with unstable subsystems, respectively. Particularly, through the novel parametric MLF method, we ensure that the linear MDSS can

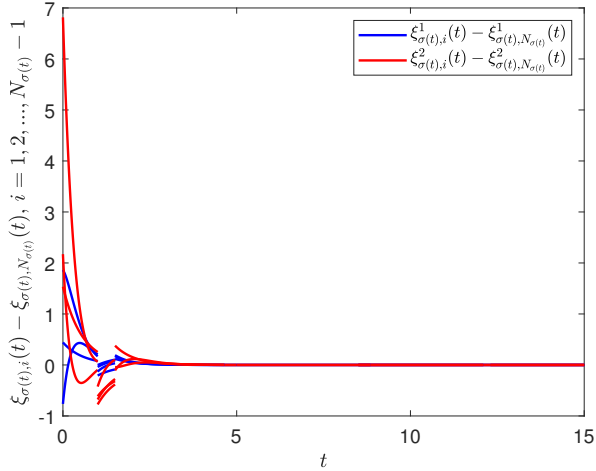


Fig. 7. Disagreement vector $\xi_{\sigma(t),i}(t) - \xi_{\sigma(t),N_{\sigma(t)}}(t)$, $i = 1, 2, \dots, N_{\sigma(t)} - 1$, given that $\tilde{\Phi}_k$ is state-dependent.

be stabilized by the quasi-alternative switching signal. Furthermore, the studied MDSS framework has been applied to the consensus problem of the open MAS. The agent circulation behaviors of the open MAS have been described by the state transition mechanism of the corresponding MDSS. It is shown that the consensus and practical consensus performance can be achieved for the open MAS with disconnected topologies by ensuring the GUAS and GUPS of the corresponding MDSS with unstable subsystems, respectively. Further studies can focus on uncertain dynamics or stochastic switching signals of the MDSS and the open MAS.

REFERENCES

- [1] R. Shorten, F. Wirth, O. Mason, K. Wulff, and C. King, "Stability criteria for switched and hybrid systems," *SIAM Review*, vol. 49, no. 4, pp. 545–592, 2007.
- [2] D. Liberzon, *Switching in systems and control*. Springer Science & Business Media, 2012.
- [3] A. S. Morse, *Control using logic-based switching*. Springer, 1995, pp. 69–113.
- [4] J. P. Hespanha and A. S. Morse, "Stability of switched systems with average dwell-time," in *Proceedings of the 38th IEEE conference on decision and control (Cat. No. 99CH36304)*, vol. 3. IEEE, 1999, pp. 2655–2660.
- [5] M. S. Branicky, "Multiple Lyapunov functions and other analysis tools for switched and hybrid systems," *IEEE Transactions on Automatic Control*, vol. 43, no. 4, pp. 475–482, 1998.
- [6] J. P. Hespanha, "Uniform stability of switched linear systems: Extensions of LaSalle's invariance principle," *IEEE Transactions on Automatic Control*, vol. 49, no. 4, pp. 470–482, 2004.
- [7] L. Zhang, S. Zhuang, and P. Shi, "Non-weighted quasi-time-dependent H_∞ filtering for switched linear systems with persistent dwell-time," *Automatica*, vol. 54, pp. 201–209, 2015.
- [8] X. Zhao, L. Zhang, P. Shi, and M. Liu, "Stability and stabilization of switched linear systems with mode-dependent average dwell time," *IEEE Transactions on Automatic Control*, vol. 57, no. 7, pp. 1809–1815, 2012.
- [9] W. Xiang and J. Xiao, "Stabilization of switched continuous-time systems with all modes unstable via dwell time switching," *Automatica*, vol. 50, no. 3, pp. 940–945, 2014.
- [10] G. Yang and D. Liberzon, "Feedback stabilization of switched linear systems with unknown disturbances under data-rate constraints," *IEEE Transactions on Automatic Control*, vol. 63, no. 7, pp. 2107–2122, 2018.
- [11] W. Ren and J. Xiong, "Stability analysis of impulsive switched time-delay systems with state-dependent impulses," *IEEE Transactions on Automatic Control*, in press, 2019.
- [12] S. Yuan, L. Zhang, B. De Schutter, and S. Baldi, "A novel Lyapunov function for a non-weighted l2 gain of asynchronously switched linear systems," *Automatica*, vol. 87, pp. 310–317, 2018.
- [13] A. Kundu, D. Chatterjee, and D. Liberzon, "Generalized switching signals for input-to-state stability of switched systems," *Automatica*, vol. 64, pp. 270–277, 2016.
- [14] X. Zhao, P. Shi, Y. Yin, and S. K. Nguang, "New results on stability of slowly switched systems: A multiple discontinuous Lyapunov function approach," *IEEE Transactions on Automatic Control*, vol. 62, no. 7, pp. 3502–3509, 2017.
- [15] M. V. Cook, *Flight dynamics principles: A linear systems approach to aircraft stability and control*. Butterworth-Heinemann, 2012.
- [16] W. Krüger, I. Besselink, D. Cowling, D. Doan, W. Kortüm, and W. Krabacher, "Aircraft landing gear dynamics: Simulation and control," *Vehicle System Dynamics*, vol. 28, no. 2-3, pp. 119–158, 1997.
- [17] E. I. Verriest, "Multi-mode multi-dimensional systems," in *Proceedings of the 17th International Symposium on Mathematical Theory of Networks and Systems*, 2006, pp. 1268–1274.
- [18] —, "Pseudo-continuous multi-dimensional multi-mode systems," *Discrete Event Dynamic Systems*, vol. 22, no. 1, pp. 27–59, 2012.
- [19] H. Yang, B. Jiang, V. Cocquempot, and M. Chen, "Spacecraft formation stabilization and fault tolerance: A state-varying switched system approach," *Systems & Control Letters*, vol. 62, no. 9, pp. 715–722, 2013.
- [20] R. Olfati-Saber and R. M. Murray, "Consensus problems in networks of agents with switching topology and time-delays," *IEEE Transactions on Automatic Control*, vol. 49, no. 9, pp. 1520–1533, 2004.
- [21] W. Ren, R. W. Beard, and E. M. Atkins, "A survey of consensus problems in multi-agent coordination," in *American Control Conference*, 2005. IEEE, 2005, pp. 1859–1864.
- [22] T. Liu and J. Huang, "Leader-following attitude consensus of multiple rigid body systems subject to jointly connected switching networks," *Automatica*, vol. 92, pp. 63–71, 2018.
- [23] I. Saboori and K. Khorasani, "H-infinity consensus achievement of multi-agent systems with directed and switching topology networks," *IEEE Transactions on Automatic Control*, vol. 59, no. 11, pp. 3104–3109, 2014.
- [24] X. Dong and G. Hu, "Time-varying formation control for general linear multi-agent systems with switching directed topologies," *Automatica*, vol. 73, pp. 47–55, 2016.
- [25] Z. Meng, T. Yang, D. V. Dimarogonas, and K. H. Johansson, "Coordinated output regulation of heterogeneous linear systems under switching topologies," *Automatica*, vol. 53, pp. 362–368, 2015.
- [26] X. Dong, Y. Zhou, Z. Ren, and Y. Zhong, "Time-varying formation tracking for second-order multi-agent systems subjected to switching topologies with application to quadrotor formation flying," *IEEE Transactions on Industrial Electronics*, vol. 64, no. 6, pp. 5014–5024, 2017.
- [27] J. M. Hendrickx and S. Martin, "Open multi-agent systems: Gossiping with deterministic arrivals and departures," in *2016 54th Annual Allerton Conference on Communication, Control, and Computing (Allerton)*. IEEE, 2016, pp. 1094–1101.
- [28] Y. Demazeau and A. R. Costa, "Populations and organizations in open multi-agent systems," in *Proceedings of the 1st National Symposium on Parallel and Distributed AI*, 1996, pp. 1–13.
- [29] T. D. Huynh, N. R. Jennings, and N. R. Shadbolt, "An integrated trust and reputation model for open multi-agent systems," *Autonomous Agents and Multi-Agent Systems*, vol. 13, no. 2, pp. 119–154, 2006.
- [30] M. Abdelrahim, J. M. Hendrickx, and W. Heemels, "Max-consensus in open multi-agent systems with gossip interactions," in *2017 IEEE 56th Annual Conference on Decision and Control (CDC)*. IEEE, 2017, pp. 4753–4758.
- [31] J. M. Hendrickx and S. Martin, "Open multi-agent systems: Gossiping with random arrivals and departures," in *2017 IEEE 56th Annual Conference on Decision and Control (CDC)*. IEEE, 2017, pp. 763–768.
- [32] M. Franceschelli and P. Frasca, "Proportional dynamic consensus in open multi-agent systems," in *2018 IEEE Conference on Decision and Control (CDC)*. IEEE, 2018, pp. 900–905.
- [33] E. I. Verriest and W. S. Gray, "Geometry and topology of the state space via balancing," in *Proc. 17th Symposium on Mathematical Theory of Networks and Systems (MTNS2006)*, 2006, pp. 840–848.
- [34] P. K. Wang and F. Y. Hadaegh, "Stability analysis of switched dynamical systems with state-space dilation and contraction," *Journal of guidance, control, and dynamics*, vol. 31, no. 2, pp. 395–401, 2008.

- [35] H. Xu and K. L. Teo, "Exponential stability with L-2-gain condition of nonlinear impulsive switched systems," *IEEE Transactions on Automatic Control*, vol. 55, no. 10, pp. 2429–2433, 2010.
- [36] J. P. Hespanha, D. Liberzon, and A. R. Teel, "Lyapunov conditions for input-to-state stability of impulsive systems," *Automatica*, vol. 44, no. 11, pp. 2735 – 2744, 2008.
- [37] H. Lin and P. J. Antsaklis, "Stability and stabilizability of switched linear systems: A survey of recent results," *IEEE Transactions on Automatic Control*, vol. 54, no. 2, pp. 308–322, 2009.
- [38] X. Zhao, Y. Kao, B. Niu, and T. Wu, *Control Synthesis of Switched Systems*. Springer, 2017.
- [39] J. Back and J.-S. Kim, "Output feedback practical coordinated tracking of uncertain heterogeneous multi-agent systems under switching network topology," *IEEE Transactions on Automatic Control*, vol. 62, no. 12, pp. 6399–6406, 2017.
- [40] L. Ding and W. Zheng, "Network-based practical consensus of heterogeneous nonlinear multiagent systems," *IEEE Transactions on Cybernetics*, vol. 47, no. 8, pp. 1841–1851, 2017.
- [41] D. S. Bernstein, *Matrix mathematics: Theory, facts, and formulas with application to linear systems theory*. Princeton university press Princeton, 2005.