

The nil-blob algebra: An incarnation of type \tilde{A}_1 Soergel calculus and of the truncated blob algebra.

Diego Lobos*, David Plaza† and Steen Ryom-Hansen‡

February 3, 2020

Abstract

We introduce a type B analogue of the nil Temperley-Lieb algebra in terms of generators and relations, that we call the (extended) nil-blob algebra. We show that this algebra is isomorphic to the endomorphism algebra of a Bott-Samelson bimodule in type \tilde{A}_1 . We also prove that it is isomorphic to an idempotent truncation of the classical blob algebra. Thus we provide strong evidence in favor of the recent categorical Blob vs. Soergel conjecture.

1 INTRODUCTION

The study of diagram algebras is currently one of the most active areas of representation theory. In this paper we investigate three different, although well-known, diagram algebras. The three diagram algebras arise in three quite different settings. Even so we show in this paper that the three algebras are surprisingly closely related.

The first algebra of our paper is a variation of the blob algebra \mathbb{B}_n . The blob algebra was introduced by Martin and Saleur in [17] via motivations in statistical mechanics. It is a generalization of the Temperley-Lieb algebra and in fact its diagram basis consists of certain marked Temperley-Lieb diagrams. The first diagram algebra of our paper has the same diagram basis as \mathbb{B}_n , but we endow it with a different multiplication rule.

Our second diagram algebra has its origin in the theory of Soergel bimodules. Soergel bimodules were introduced by Soergel in the nineties, first for Weyl groups and then for general Coxeter systems (W, S) . Building on the work of Elias and Khovanov in type A_n , Elias and Williamson proved that in general the category of Soergel bimodules \mathcal{D} can be described diagrammatically, using generators and relations. For our second diagram algebra we choose W of type \tilde{A}_1 and consider a diagrammatically defined subalgebra of the endomorphism algebra $\text{End}_{\mathcal{D}}(\underline{w})$, where \underline{w} is a certain expression over S .

Our third diagram algebra comes from the cyclotomic Khovanov-Lauda-Rouquier (KLR) algebra of type \tilde{A}_n . The KLR algebra was introduced around 10 years ago in order to obtain categorifications of quantum groups. The second and the third author showed in [22] that a quotient of the KLR algebra is isomorphic to the blob algebra \mathbb{B}_n , but our third diagram algebra is a slightly different variation of this algebra, given by idempotent truncation with respect to a singular weight in the associated alcove geometry.

In our paper we show that these three diagram algebras are isomorphic. We do so by giving a presentation for each of the three algebras, in terms of generators and relations. The three presentations turn out to be identical and from this we obtain the isomorphisms between the three algebras. As far as we know, the algebra defined by the common presentation of the three algebras has not appeared before in the literature; it is the nil-blob algebra \mathbb{NB}_n of the title of the paper.

We would like to point out that our results are by no means consequences of general principles. Indeed, in general a presentation for an associative algebra \mathcal{A} does not automatically induce a presentation for an (idempotent truncated) subalgebra of \mathcal{A} , and in fact our generators for the idempotent truncation of \mathbb{B}_n are highly non-trivial expressions in the KLR-generators for \mathbb{B}_n . Similarly, a presentation for a category \mathcal{C} does not automatically induce a presentation for $\text{End}_{\mathcal{C}}(M)$, where M is an object of \mathcal{C} , and in fact our generators for $\text{End}_{\mathcal{D}}(\underline{w})$ are non-trivial expressions in Elias and Williamson's generators for \mathcal{D} .

*Supported in part by CONICYT-PCHA/Doctorado Nacional/2016-21160722

†Supported in part by FONDECYT-Iniciación grant 11160154

‡Supported in part by FONDECYT grant 1171379

For type \tilde{A}_n , it is already known that there are connections between the diagrammatic Soergel category \mathcal{D} and the KLR-algebra. For example in positive characteristic, Riche and Williamson showed in [21] that \mathcal{D} acts on the category of tilting modules for GL_n , via an action of the KLR-category. Our connection between the diagram algebras is however rather inspired by the categorical Blob vs. Soergel conjecture, that was recently formulated in [15], by the second author and Libedinsky. If this conjecture were true, the representation theory of the generalized blob algebra, introduced in [18] and studied for example by the first and the third author in [16], would be governed by the p -canonical basis for type \tilde{A}_n , see [12] for the definition and basic properties of the p -canonical basis. We view the results of our paper as evidence in favor of the categorical Blob vs. Soergel conjecture and in fact they are close to a proof of this conjecture in type \tilde{A}_1 .

Understanding the p -canonical basis is one of most important problems in representation theory. For example, in type \tilde{A}_n a solution to this problem would give a solution to the longstanding problem of finding the decomposition numbers for the symmetric groups in characteristic p . We think that the results of our paper can be generalized to type \tilde{A}_n and that this implies that the decomposition numbers for the generalized blob algebra are given by the p -canonical basis. In view of this, we think that one should consider the generalized blob algebra as a fundamental object in representation theory.

Let us briefly indicate the layout of the paper. Throughout the paper we fix a ground field \mathbb{F} with $\text{char}(\mathbb{F}) \neq 2$. In the following section 2 we introduce the main object of our paper, namely the nil-blob algebra \mathbb{NB}_n , using a presentation on generators $\mathbb{U}_0, \mathbb{U}_1, \dots, \mathbb{U}_{n-1}$ and a series of relations that are reminiscent of the relations of the original blob algebra. We also introduce the extended nil-blob algebra $\widetilde{\mathbb{NB}}_n$ by adding an extra generator \mathbb{J}_n which is central in $\widetilde{\mathbb{NB}}_n$. We next go on to prove that \mathbb{NB}_n is a diagram algebra where the diagram basis is the same as the one used for the original blob algebra, but where the multiplication rule is modified. The candidates for the diagrammatic counterparts of the generators \mathbb{U}_i 's are the obvious ones, but the fact that these diagrams generate the diagram algebra is not so obvious. We establish it in Theorem 2.5. From this Theorem we obtain the dimensions of \mathbb{NB}_n and $\widetilde{\mathbb{NB}}_n$ and we also deduce from it that \mathbb{NB}_n is a cellular algebra in the sense of Graham and Lehrer. Finally, we indicate that this cellular structure is endowed with a family of JM-elements, in the sense of Mathas.

Section 3 of our paper is devoted to the diagrammatic Soergel category \mathcal{D} . We begin the section by recalling the relevant notations and definitions concerning \mathcal{D} . This part of the section is valid for general Coxeter systems (W, S) , but we soon focus on type \tilde{A}_1 , with $S = \{s, t\}$. The objects of \mathcal{D} are expression over S . We fix the expression $w := \underbrace{sts \dots}_{n\text{-times}}$ and consider throughout the section the corresponding endomorphism algebra $\tilde{A}_w := \text{End}_{\mathcal{D}}(w)$. This is the n -times diagram algebra of our paper. We find diagrammatic counterparts of the \mathbb{U}_i 's and \mathbb{J}_n and obtain from this homomorphisms from \mathbb{NB}_n and $\widetilde{\mathbb{NB}}_n$ to \tilde{A}_w . The diagram basis for \tilde{A}_w is Elias and Williamson's diagrammatic version of Libedinsky's light leaves and it is a cellular basis for \tilde{A}_w . For general (W, S) the combinatorics of this basis is quite complicated, but in type \tilde{A}_1 it is much easier, in particular there is a non-recursive description of it, due to Libedinsky. Using this we obtain in Theorem 3.8 and Corollary 3.9 the main results of this section, stating that there is a diagrammatically defined subalgebra A_w of \tilde{A}_w and that the above homomorphisms induce isomorphisms $\mathbb{NB}_n \cong A_w$ and $\widetilde{\mathbb{NB}}_n \cong \tilde{A}_w$. Similarly to the situation in section 2, the most difficult part of these results is the fact that the diagrammatic counterparts of the \mathbb{U}_i 's and \mathbb{J}_n generate the algebras in question. The proof of this generation result relies on long calculations with Soergel calculus, and is quite different from the proof of the generation result of the previous section 2.

In the rest of the paper, that is in sections 4, 5 and 6, we consider the idempotent truncation of the blob algebra. This is technically the most difficult part of our paper, but in fact we first discovered our results in this setting.

In section 4 we fix the notation and give the necessary background for the KLR-approach to the representation of the blob algebra. In particular we recall the graded cellular basis for \mathbb{B}_n , introduced in [22], the relevant alcove geometry, which is of type \tilde{A}_1 , and the idempotent truncated subalgebra $\mathbb{B}_n(\lambda)$ of \mathbb{B}_n . This is the diagram algebra that is studied in the rest of the paper. We use the alcove geometry to distinguish between the regular and the singular cases for $\mathbb{B}_n(\lambda)$. We also recall the indexation of the cellular basis in terms of paths in this geometry. Finally, in Algorithm 4.6 and Theorem 4.7 we explain how to obtain reduced expressions for the group elements associated with these paths, in the symmetric group \mathfrak{S}_n . We remark that Algorithm 4.6 has certain flexibility built in, which is of importance for the following sections.

In section 5 we consider $\mathbb{B}_n(\lambda)$ in the singular case. The main result is our Theorem 5.12, establishing an isomorphism $\mathbb{B}_n(\lambda) \cong \mathbb{NB}_n$. The idea behind this isomorphism Theorem is essentially the same as the idea behind the previous two isomorphism Theorems, but once again the technical details are very different. The diagrammatic counterparts of the generators $\mathbb{U}_1, \dots, \mathbb{U}_{n-1}$ are here the 'diamond' diagrams found recently by Libedinsky and the

second author in [15], whereas the diagrammatic counterpart of \mathbb{U}_0 is given directly by the KLR-type presentation. Once again, the most difficult part of the isomorphism Theorem is the fact that these elements actually generate the whole diagram algebra. We obtain this fact by showing that the graded cellular basis elements for $\mathbb{B}_n(\lambda)$ can all be written in terms of them. This involves calculations with the KLR-relations.

All in all we obtain three different diagram realizations of \mathbb{NB}_n , and therefore three cellular structures on \mathbb{NB}_n . On the other hand, calculations for small n seem to indicate that the three cellular structures actually coincide.

Finally, in section 6 we consider the regular case which is slightly more complicated than the singular case. Our main result is here Theorem 6.7, establishing the isomorphism $\mathbb{B}_n(\lambda) \cong \widetilde{\mathbb{NB}}_n$. The proof involves more calculations with the KLR-relations, in the same spirit as the ones in section 5.

2 THE NIL-BLOB ALGEBRA

Throughout the paper we fix a field \mathbb{F} with $\text{char}(\mathbb{F}) \neq 2$. All our algebras are associative and unital \mathbb{F} -algebras.

In this section we introduce and study the basic properties of the nil-blob algebra. Let us first recall the definition of the classical blob algebra \mathbb{B}_n . It was introduced by Martin and Saleur in [17]. We fix $q \in \mathbb{F}^\times$ and define for any $k \in \mathbb{Z}$ the usual Gaussian integer

$$[k] := q^{k-1} + q^{k-3} + \dots + q^{-k+3} + q^{-k+1}. \quad (2.1)$$

Definition 2.1. *Let $m \in \mathbb{Z}$ with $[m] \neq 0$. The blob algebra $\mathbb{B}_n(m) = \mathbb{B}_n$ is the algebra generated by $\mathbb{V}_0, \mathbb{V}_1, \dots, \mathbb{V}_{n-1}$ subject to the relations*

$$\mathbb{V}_i^2 = -[2]\mathbb{V}_i, \quad \text{if } 1 \leq i < n; \quad (2.2)$$

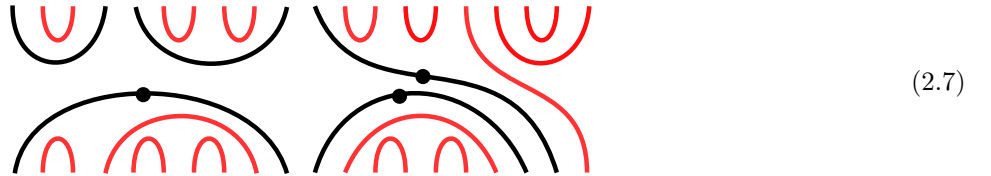
$$\mathbb{V}_i \mathbb{V}_j \mathbb{V}_i = \mathbb{V}_i, \quad \text{if } |i - j| = 1 \text{ and } i, j > 0; \quad (2.3)$$

$$\mathbb{V}_i \mathbb{V}_j = \mathbb{V}_j \mathbb{V}_i, \quad \text{if } |i - j| > 1; \quad (2.4)$$

$$\mathbb{V}_1 \mathbb{V}_0 \mathbb{V}_1 = [m - 1]\mathbb{V}_1, \quad (2.5)$$

$$\mathbb{V}_0^2 = -[m]\mathbb{V}_0. \quad (2.6)$$

An important feature of \mathbb{B}_n is the fact that it is a diagram algebra. The diagram basis consists of blobbed (marked) Temperley-Lieb diagrams on n points where only arcs exposed to the left side of the diagram may be marked and at most once. The multiplication $D_1 D_2$ of two diagrams D_1 and D_2 is given by concatenation of them, with D_1 on top of D_2 . This concatenation process may give rise to internal marked or unmarked loops, as well as arcs with more than one mark. The internal unmarked loops are removed from a diagram by multiplying it by $-[2]$, whereas the internal marked loops are removed from a diagram by multiplying it by $-[m - 1]/[m]$. Finally, any diagram with $r > 1$ marks on an arc is set equal to the same diagram with the $(r - 1)$ extra marks removed. These marked Temperley-Lieb diagrams are called blob diagrams. Here is an example with $n = 20$.



The color red is here only used to indicate those arcs that are not exposed to the left side of the diagram and therefore cannot not be marked. For any of the black arcs the blob is optional.

Motivated in part by \mathbb{B}_n we now define the nil-blob algebra \mathbb{NB}_n and its extended version $\widetilde{\mathbb{NB}}_n$. They are the main objects of study of this paper.

Definition 2.2. *The nil-blob algebra \mathbb{NB}_n is the algebra on the generators $\mathbb{U}_0, \mathbb{U}_1, \dots, \mathbb{U}_{n-1}$ subject to the relations*

$$\mathbb{U}_i^2 = -2\mathbb{U}_i, \quad \text{if } 1 \leq i < n; \quad (2.8)$$

$$\mathbb{U}_i \mathbb{U}_j \mathbb{U}_i = \mathbb{U}_i, \quad \text{if } |i - j| = 1 \text{ and } i, j > 0; \quad (2.9)$$

$$\mathbb{U}_i \mathbb{U}_j = \mathbb{U}_j \mathbb{U}_i, \quad \text{if } |i - j| > 1; \quad (2.10)$$

$$\mathbb{U}_1 \mathbb{U}_0 \mathbb{U}_1 = 0, \quad (2.11)$$

$$\mathbb{U}_0^2 = 0. \quad (2.12)$$

The extended nil-blob algebra $\widetilde{\mathbb{NB}}_n$ is the algebra obtained from \mathbb{NB}_n by adding an extra generator \mathbb{J}_n which is central and satisfies $\mathbb{J}_n^2 = 0$.

Remark 2.3. Note that the sign in (2.8) is unimportant. Indeed, replacing \mathbb{U}_i with $-\mathbb{U}_i$ we get a presentation as in Definition 2.2 but with the sign in (2.8) positive.

It is known from [22] that \mathbb{B}_n is a \mathbb{Z} -graded algebra. This is also the case for \mathbb{NB}_n and $\widetilde{\mathbb{NB}}_n$ but is actually much easier to prove.

Lemma 2.4. The rules $\deg(\mathbb{U}_i) = 0$ for $i > 0$ and $\deg(\mathbb{U}_0) = \deg(\mathbb{J}_n) = 2$ define (positive) \mathbb{Z} -gradings on \mathbb{NB}_n and $\widetilde{\mathbb{NB}}_n$.

Proof. One checks easily that the relations are homogeneous with respect to \deg . □

Our first goal is to show that \mathbb{NB}_n is a diagram algebra with the same diagram basis as for \mathbb{B}_n , but with a slightly different multiplication rule. Indeed, in \mathbb{NB}_n internal unmarked loops are removed from a diagram by multiplying it with -2 , whereas diagrams in \mathbb{NB}_n with a marked loop are set to zero. Moreover, in \mathbb{NB}_n diagrams with a multiple marked arc are also set equal to zero. This defines an associative multiplication with identity element

$$1 = \left| \begin{array}{ccccccc} | & | & | & \dots & | & | & | \\ | & | & | & \dots & | & | & | \\ | & | & | & \dots & | & | & | \end{array} \right| \quad (2.13)$$

That \mathbb{NB}_n has this diagram realization follows from the results presented in the Appendix of [5], but for the reader's convenience we here present a different more self-contained proof of this fact, avoiding the theory of projection algebras. Let us denote by \mathbb{NB}_n^{diag} the diagram algebra indicated above, with basis given by blob diagrams and multiplication rule as explained in the previous paragraph. We then prove the following Theorem:

Theorem 2.5. There is an isomorphism between \mathbb{NB}_n and \mathbb{NB}_n^{diag} induced by

$$\mathbb{U}_0 \mapsto \left| \begin{array}{ccccccc} | & | & | & \dots & | & | & | \\ | & | & | & \dots & | & | & | \\ | & | & | & \dots & | & | & | \end{array} \right| \bullet, \quad \mathbb{U}_i \mapsto \left| \begin{array}{ccccccc} | & | & | & \dots & \cup & \dots & | & | & | \\ | & | & | & \dots & \cup & \dots & | & | & | \\ | & | & | & \dots & \cup & \dots & | & | & | \end{array} \right| \quad (2.14)$$

In particular, \mathbb{NB}_n has the same dimension as \mathbb{B}_n , in other words

$$\dim_{\mathbb{F}}(\mathbb{NB}_n) = \binom{2n}{n}. \quad (2.15)$$

Proof. One easily checks that the diagrams in (2.14) satisfy the relations for the \mathbb{U}_i 's in Definition 2.2 and so at least (2.14) induces an algebra homomorphism $\varphi : \mathbb{NB}_n \rightarrow \mathbb{NB}_n^{diag}$.

Although it is not possible to determine the dimension of \mathbb{NB}_n directly, we can still get an upper bound for it using normal forms as follows. For $0 \leq j \leq i \leq n-1$ we define

$$\mathbb{U}_{ij} := \mathbb{U}_i \mathbb{U}_{i-1} \cdots \mathbb{U}_{j+1} \mathbb{U}_j \in \mathbb{NB}_n. \quad (2.16)$$

We consider ordered pairs (I, J) formed by sequences of numbers in $\{0, 1, 2, \dots, n-1\}$ of the same length k such that $I = (i_1, i_2, \dots, i_k)$ is strictly increasing, such that $J = (j_1, j_2, \dots, j_k)$ is strictly increasing too, except that there may be repetitions of 0, and such that $j_s \leq i_s$ for all $1 \leq s \leq k$. For such pairs we define

$$\mathbb{U}_{IJ} := \mathbb{U}_{i_1 j_1} \mathbb{U}_{i_2 j_2} \cdots \mathbb{U}_{i_k j_k}. \quad (2.17)$$

A monomial of this form is called *normal*. We denote by \mathcal{NM}_n the set formed by all normal monomials in \mathbb{NB}_n together with 1. For $n = 2$ we have

$$\mathcal{NM}_1 = \{1, \mathbb{U}_0, \mathbb{U}_1, \mathbb{U}_1 \mathbb{U}_0, \mathbb{U}_0 \mathbb{U}_1, \mathbb{U}_0 \mathbb{U}_1 \mathbb{U}_0\}, \quad (2.18)$$

whereas for $n = 3$

$$\mathcal{NM}_2 = \{1, \mathbb{U}_0, \mathbb{U}_1\mathbb{U}_0, \mathbb{U}_1, \mathbb{U}_2\mathbb{U}_1\mathbb{U}_0, \mathbb{U}_2\mathbb{U}_1, \mathbb{U}_2, \mathbb{U}_0\mathbb{U}_1\mathbb{U}_0, \mathbb{U}_0\mathbb{U}_1, \mathbb{U}_0\mathbb{U}_2\mathbb{U}_1\mathbb{U}_0, \mathbb{U}_0\mathbb{U}_2\mathbb{U}_1, \mathbb{U}_0\mathbb{U}_2, \mathbb{U}_1\mathbb{U}_0\mathbb{U}_2\mathbb{U}_1\mathbb{U}_0, \mathbb{U}_1\mathbb{U}_0\mathbb{U}_2\mathbb{U}_1, \mathbb{U}_1\mathbb{U}_0\mathbb{U}_2, \mathbb{U}_1\mathbb{U}_2, \mathbb{U}_0\mathbb{U}_1\mathbb{U}_0\mathbb{U}_2\mathbb{U}_1\mathbb{U}_0, \mathbb{U}_0\mathbb{U}_1\mathbb{U}_0\mathbb{U}_2\mathbb{U}_1, \mathbb{U}_0\mathbb{U}_1\mathbb{U}_0\mathbb{U}_2, \mathbb{U}_0\mathbb{U}_1\mathbb{U}_2\}. \quad (2.19)$$

In general, using the relations given in Definition 2.2 one easily checks that \mathcal{NM}_n spans \mathbb{NB}_n . Indeed, we have that $\{\mathbb{U}_0, \mathbb{U}_1, \dots, \mathbb{U}_{n-1}\} \subseteq \mathcal{NM}_n$ and that any product of the form $\mathbb{U}_i\mathbb{U}_{IJ}$ can be written as a linear combination of elements of \mathcal{NM}_n . On the other hand, the set \mathcal{NM}_n is in bijection with the set of positive fully commutative elements of the Coxeter group of type B_n . In particular, the cardinality of \mathcal{NM}_n is known to be $\binom{2n}{n}$, see for example [1]. Hence we deduce that

$$\dim \mathbb{NB}_n \leq \dim \mathbb{NB}_n^{diag} \quad (2.20)$$

since $\dim \mathbb{NB}_n^{diag} = \dim \mathbb{B}_n = \binom{2n}{n}$. Thus, in order to show the Theorem we must check that φ is surjective, or equivalently that the diagrams in (2.14) generate \mathbb{NB}_n^{diag} .

Let us first focus on the ‘Temperley-Lieb part’ of \mathbb{NB}_n^{diag} , that is the subalgebra of \mathbb{NB}_n^{diag} consisting of the linear combinations of Temperley-Lieb diagrams, the unmarked diagrams from \mathbb{NB}_n^{diag} . There is a concrete algorithm for obtaining any Temperley-Lieb diagram as a product of the $\varphi(\mathbb{U}_i)$ ’s, where $i > 0$, and so these diagrams generate the subalgebra. Although it is well known, we still explain how it works since we need a small variation of it.

In the following, whenever $\mathbb{U} \in \mathbb{NB}_n$ we shall often write $\mathbb{U} \in \mathbb{NB}_n^{diag}$ for $\varphi(\mathbb{U})$. This should not cause confusion.

Let D be a Temperley-Lieb diagram on n points with l through lines and let $k = (n-l)/2$. We associate with D two standard tableaux $top(D)$ and $bot(D)$ of shape $\lambda = (1^{l+k}, 1^k)$ as follows. For $top(D)$ we go through the upper points of D , placing 1 in position (1, 1) of $top(D)$, then 2 in position (1, 2) if 2 is the right end point of a horizontal arc, otherwise in position (2, 1), and so on recursively. Thus, having placed $1, 2, \dots, i-1$ in $top(D)$ we place i in the first vacant position of the second column if i is the right end point of a horizontal arc, otherwise in the first vacant position of the first column. The standard tableau $bot(D)$ is constructed the same way, using the bottom points of D . For example for the following diagram

$$D = \begin{array}{c} \text{Diagram with 18 points and arcs} \end{array} \quad (2.21)$$

we have that

$$top(D) = \begin{array}{|c|c|} \hline 1 & 3 \\ \hline 2 & 4 \\ \hline 5 & 7 \\ \hline 6 & 9 \\ \hline 8 & 10 \\ \hline 11 & 13 \\ \hline 12 & 15 \\ \hline 14 & 19 \\ \hline 16 & 20 \\ \hline 17 & \\ \hline 18 & \\ \hline \end{array}, \quad bot(D) = \begin{array}{|c|c|} \hline 1 & 3 \\ \hline 2 & 6 \\ \hline 4 & 8 \\ \hline 5 & 9 \\ \hline 7 & 10 \\ \hline 11 & 14 \\ \hline 12 & 16 \\ \hline 13 & 17 \\ \hline 15 & 18 \\ \hline 19 & \\ \hline 20 & \\ \hline \end{array} \quad (2.22)$$

It is well known, and easy to see, that the map $D \mapsto (top(D), bot(D))$ is a bijection between Temperley-Lieb diagrams and pairs of two column standard tableaux of the same shape.

For \mathbf{t} any Young tableau and $1 \leq k \leq n$ we define $\mathbf{t}|_k$ as the restriction of \mathbf{t} to the set $\{1, 2, \dots, k\}$. We may then consider a two-column standard tableaux \mathbf{t} as a sequence of pairs $(i, \text{diff}(\mathbf{t}|_i))$ for $i = 0, 1, 2, \dots, n$, where $\text{diff}(\mathbf{t}|_i)$ is the difference between the lengths of the first and the second column of the underlying shape of $\mathbf{t}|_i$ (here $i = 0$ corresponds to the pair $(0, 0)$). We then plot these pairs in a coordinate system, using matrix convention for the coordinates.

This may be viewed as a walk in this coordinate system, where at level i we step once to the left if $i + 1$ is in the second column of \mathbf{t} and otherwise once to the right. In (2.24) we have indicated the corresponding walks for $top(D)$ and $bot(D)$ where D is as above in (2.21).

A Temperley-Lieb diagram D is given uniquely by $(top(D), bot(D))$ and so we introduce the corresponding half-diagrams. For example the top and bottom half-diagrams for D in (2.21) are as follows

$$T := \begin{array}{c} \text{---} \cup \text{---} \cup \text{---} \cup \text{---} \cup \text{---} \\ | \quad | \quad | \quad | \quad | \end{array} \quad B := \begin{array}{c} \text{---} \cup \text{---} \cup \text{---} \cup \text{---} \cup \text{---} \\ | \quad | \quad | \quad | \quad | \end{array} \quad (2.23)$$

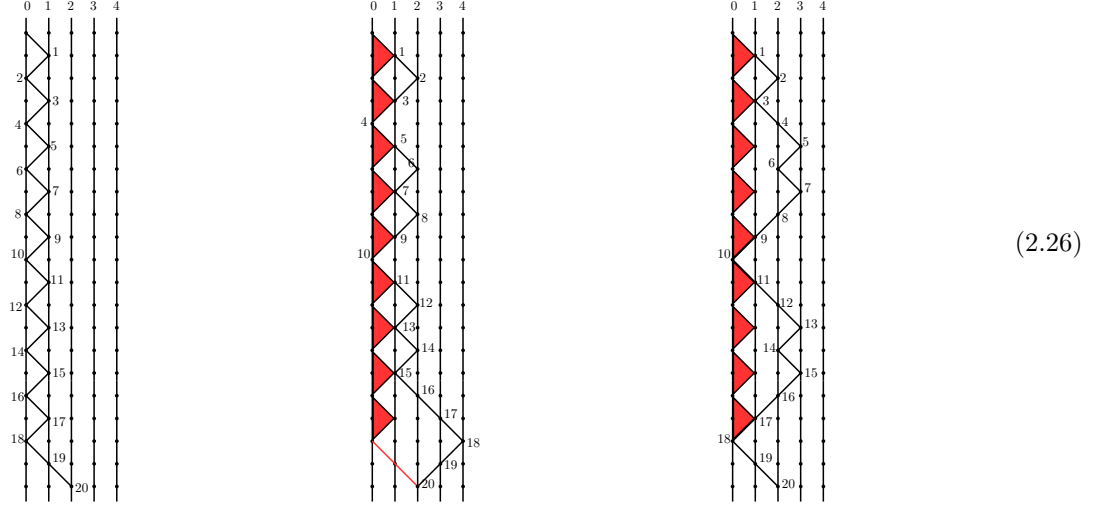
$$top(D) = \begin{array}{c} \begin{array}{cccc} 0 & 1 & 2 & 3 & 4 \\ \downarrow & \downarrow & \downarrow & \downarrow & \downarrow \\ 1 & & & & \\ \downarrow & \downarrow & \downarrow & \downarrow & \downarrow \\ 2 & & & & \\ \downarrow & \downarrow & \downarrow & \downarrow & \downarrow \\ 3 & & & & \\ \downarrow & \downarrow & \downarrow & \downarrow & \downarrow \\ 4 & & & & \\ \downarrow & \downarrow & \downarrow & \downarrow & \downarrow \\ 5 & & & & \\ \downarrow & \downarrow & \downarrow & \downarrow & \downarrow \\ 6 & & & & \\ \downarrow & \downarrow & \downarrow & \downarrow & \downarrow \\ 7 & & & & \\ \downarrow & \downarrow & \downarrow & \downarrow & \downarrow \\ 8 & & & & \\ \downarrow & \downarrow & \downarrow & \downarrow & \downarrow \\ 9 & & & & \\ \downarrow & \downarrow & \downarrow & \downarrow & \downarrow \\ 10 & & & & \\ \downarrow & \downarrow & \downarrow & \downarrow & \downarrow \\ 11 & & & & \\ \downarrow & \downarrow & \downarrow & \downarrow & \downarrow \\ 12 & & & & \\ \downarrow & \downarrow & \downarrow & \downarrow & \downarrow \\ 13 & & & & \\ \downarrow & \downarrow & \downarrow & \downarrow & \downarrow \\ 14 & & & & \\ \downarrow & \downarrow & \downarrow & \downarrow & \downarrow \\ 15 & & & & \\ \downarrow & \downarrow & \downarrow & \downarrow & \downarrow \\ 16 & & & & \\ \downarrow & \downarrow & \downarrow & \downarrow & \downarrow \\ 17 & & & & \\ \downarrow & \downarrow & \downarrow & \downarrow & \downarrow \\ 18 & & & & \\ \downarrow & \downarrow & \downarrow & \downarrow & \downarrow \\ 19 & & & & \\ \downarrow & \downarrow & \downarrow & \downarrow & \downarrow \\ 20 & & & & \end{array} \\ \\ bot(D) = \begin{array}{cccc} 0 & 1 & 2 & 3 & 4 \\ \downarrow & \downarrow & \downarrow & \downarrow & \downarrow \\ 1 & & & & \\ \downarrow & \downarrow & \downarrow & \downarrow & \downarrow \\ 2 & & & & \\ \downarrow & \downarrow & \downarrow & \downarrow & \downarrow \\ 3 & & & & \\ \downarrow & \downarrow & \downarrow & \downarrow & \downarrow \\ 4 & & & & \\ \downarrow & \downarrow & \downarrow & \downarrow & \downarrow \\ 5 & & & & \\ \downarrow & \downarrow & \downarrow & \downarrow & \downarrow \\ 6 & & & & \\ \downarrow & \downarrow & \downarrow & \downarrow & \downarrow \\ 7 & & & & \\ \downarrow & \downarrow & \downarrow & \downarrow & \downarrow \\ 8 & & & & \\ \downarrow & \downarrow & \downarrow & \downarrow & \downarrow \\ 9 & & & & \\ \downarrow & \downarrow & \downarrow & \downarrow & \downarrow \\ 10 & & & & \\ \downarrow & \downarrow & \downarrow & \downarrow & \downarrow \\ 11 & & & & \\ \downarrow & \downarrow & \downarrow & \downarrow & \downarrow \\ 12 & & & & \\ \downarrow & \downarrow & \downarrow & \downarrow & \downarrow \\ 13 & & & & \\ \downarrow & \downarrow & \downarrow & \downarrow & \downarrow \\ 14 & & & & \\ \downarrow & \downarrow & \downarrow & \downarrow & \downarrow \\ 15 & & & & \\ \downarrow & \downarrow & \downarrow & \downarrow & \downarrow \\ 16 & & & & \\ \downarrow & \downarrow & \downarrow & \downarrow & \downarrow \\ 17 & & & & \\ \downarrow & \downarrow & \downarrow & \downarrow & \downarrow \\ 18 & & & & \\ \downarrow & \downarrow & \downarrow & \downarrow & \downarrow \\ 19 & & & & \\ \downarrow & \downarrow & \downarrow & \downarrow & \downarrow \\ 20 & & & & \end{array} \end{array} \quad (2.24)$$

Recall that for any two column partition λ there is unique maximal λ -tableau \mathbf{t}^λ under the dominance order. It is constructed as the row reading of λ . For example, for $\lambda = (1^{11}, 1^9)$ we have \mathbf{t}^λ and its corresponding bottom half-diagram as follows

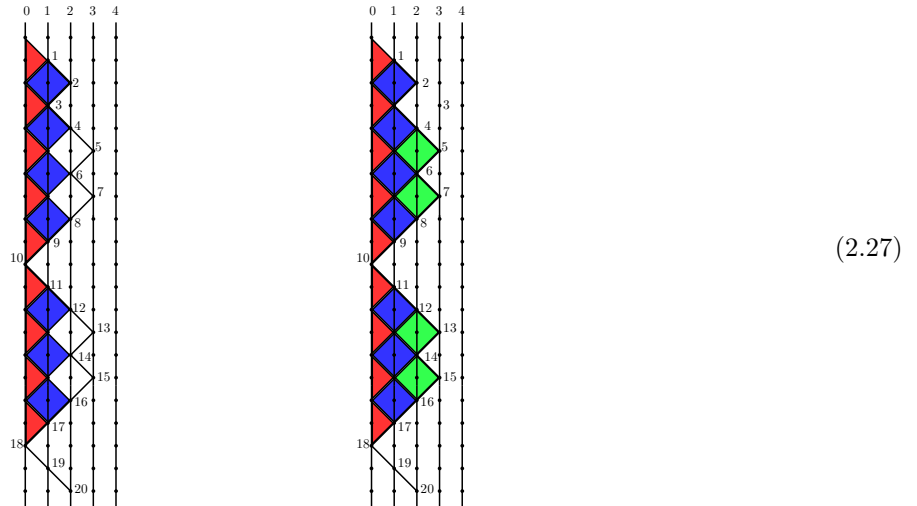
$$\mathbf{t}^\lambda = \begin{array}{|c|c|} \hline 1 & 2 \\ \hline 3 & 4 \\ \hline 5 & 6 \\ \hline 7 & 8 \\ \hline 9 & 10 \\ \hline 11 & 12 \\ \hline 13 & 14 \\ \hline 15 & 16 \\ \hline 17 & 18 \\ \hline 19 & \\ \hline 20 & \\ \hline \end{array} \quad B^\lambda := \begin{array}{c} \text{---} \cup \text{---} \cup \text{---} \cup \text{---} \cup \text{---} \cup \text{---} \cup \text{---} \cup \text{---} \cup \text{---} \\ | \quad | \quad | \quad | \quad | \quad | \quad | \quad | \quad | \end{array} \quad (2.25)$$

The walk corresponding to \mathbf{t}^λ is as indicated in 2.26 where in the second and third figures we have colored it

red and have combined it with the walks for $top(D)$ and $bot(D)$ from (2.24).



The algorithm for generating the Temperley-Lieb diagrams consists now in filling in the area between the walks for \mathfrak{t}^λ and $bot(D)$ (resp. $top(D)$) one column at the time, and then multiplying with the corresponding \mathbb{U}_i 's. For example, using the below figure (2.27),



we find that to obtain $bot(D)$ from the walk for \mathfrak{t}^λ we should first multiply by $\mathbb{U}_2\mathbb{U}_4\mathbb{U}_6\mathbb{U}_8\mathbb{U}_{12}\mathbb{U}_{14}\mathbb{U}_{16}$ corresponding to the blue area, and then with $\mathbb{U}_5\mathbb{U}_7\mathbb{U}_{13}\mathbb{U}_{15}$, corresponding to the green area, that is we have that

$$B = B^\lambda(\mathbb{U}_2\mathbb{U}_4\mathbb{U}_6\mathbb{U}_8\mathbb{U}_{12}\mathbb{U}_{14}\mathbb{U}_{16})(\mathbb{U}_5\mathbb{U}_7\mathbb{U}_{13}\mathbb{U}_{15}) \quad (2.28)$$

where B is the half-diagram in (2.23) and B^λ is the diagram defined in (2.25). Similarly, we have that

$$T = \mathbb{U}_{18}(\mathbb{U}_{17}\mathbb{U}_{19})(\mathbb{U}_2\mathbb{U}_6\mathbb{U}_8\mathbb{U}_{12}\mathbb{U}_{14}\mathbb{U}_{16}\mathbb{U}_{18})T^\lambda \quad (2.29)$$

where T is the half-diagram in (2.23) and T^λ is the reflection through a horizontal axis of B^λ . Since $T^\lambda B^\lambda = \mathbb{U}_1\mathbb{U}_3\mathbb{U}_5\mathbb{U}_7\mathbb{U}_9\mathbb{U}_{11}\mathbb{U}_{13}\mathbb{U}_{15}\mathbb{U}_{17}$ we get now D as a product of \mathbb{U}_i 's:

$$D = TB = \mathbb{U}_{18}(\mathbb{U}_{17}\mathbb{U}_{19})(\mathbb{U}_2\mathbb{U}_6\mathbb{U}_8\mathbb{U}_{12}\mathbb{U}_{14}\mathbb{U}_{16}\mathbb{U}_{18})T^\lambda B^\lambda(\mathbb{U}_2\mathbb{U}_4\mathbb{U}_6\mathbb{U}_8\mathbb{U}_{12}\mathbb{U}_{14}\mathbb{U}_{16})(\mathbb{U}_5\mathbb{U}_7\mathbb{U}_{13}\mathbb{U}_{15}). \quad (2.30)$$

Summing up, we have shown that any unmarked blob diagram can be obtained as a product of the generators \mathbb{U}_i 's, for $i > 0$.

We now explain how to obtain the marks on the arcs. In the case of B as before there are three arcs that may carry a mark, namely the black arcs below

(2.31)

A main general observation for what follows is that these arcs are in correspondence with the ‘contacts’ between the associated walk and the vertical 0-line. To be precise for $i = 0, 1, \dots, n - 1$ we have that $(i, 0)$ belongs to the walk for B if and only if $i + 1$ is the leftmost point of an arc that may be marked. For instance, using the walk in (2.27) for the above B we see that these points are 1, 11 and 19, as one indeed observes in (2.31).

These contacts points induce a partition of the indices $1 \leq i \leq n$ and we call the corresponding classes for blocks. Thus in the above example (2.27), the first block consists of the indices $1 \leq i \leq 10$, the second of $11 \leq i \leq 18$ and the third of 19 and 20. We stress that the smallest number in each block is odd. On the other hand, under the above process of filling in the areas, the \mathbb{U}_i ’s, where i corresponds to the rightmost index of some block, are not needed. But from this we deduce that the indices corresponding to distinct blocks give rise to commuting \mathbb{U}_i ’s and hence we can in fact fill in one block at the time. We choose to do so going through the blocks of each walk from bottom to the top.

Our second observation is that any diagram of the form

(2.32)

can be generated by the \mathbb{U}_i ’s since indeed it is equal to

$$(\mathbb{U}_1 \mathbb{U}_3 \mathbb{U}_5 \cdots \mathbb{U}_{2i+1}) \mathbb{U}_0 (\mathbb{U}_2 \mathbb{U}_4 \mathbb{U}_6 \cdots \mathbb{U}_{2i+2}) (\mathbb{U}_1 \mathbb{U}_3 \mathbb{U}_5 \cdots \mathbb{U}_{2i+1}). \quad (2.33)$$

Here is for example the case $i = 2$ and $n = 9$

(2.34)

The algorithm for obtaining any marked diagram now consists in filling in by blocks, from bottom to top, and multiplying by a diagram of the form given in (2.32), for each block that requires a mark. Let us illustrate a few step of it on the blob diagram given in (2.7). Its bottom and top halves are given in (2.23). Both of them have three blocks. The third block is $\{11, 12, \dots, 20\}$ for the top diagram and, as we have already seen, $\{19, 20\}$ for the bottom diagram. Multiplying with the corresponding \mathbb{U}_i ’s on $T^\lambda B^\lambda$ we get the diagram

(2.35)

Suppose now that we want to produce the blob diagram from (2.7). Then we need a mark on the first through line and thus we multiply below with a diagram of the form (2.32) with $i = 8$ which gives us

$$(-2)^9 \begin{array}{c} \text{U U U U U U U U} \\ \text{U U U U U U U U} \end{array} \quad (2.36)$$

settling the third block, at least up to a unit in \mathbb{F} . The algorithm now goes on with the second block, etc. The Theorem is proved. \square

In view of the Theorem 2.5 we shall write $\mathbb{NB}_n = \mathbb{NB}_n^{diag}$. Similarly we shall in general write \mathbb{U} for $\varphi(\mathbb{U})$.

The next two corollaries are an immediate consequence of Theorem 2.5.

Corollary 2.6. *The set \mathcal{NM}_n is a basis for \mathbb{NB}_n . Similarly, the set*

$$\widetilde{\mathcal{NM}}_n := \{X \mathbb{J}_n^i \mid X \in \mathcal{NM}_n, i \in \{0, 1\}\} \quad (2.37)$$

is a basis for $\widetilde{\mathbb{NB}}_n$. Consequently, $\dim \widetilde{\mathbb{NB}}_n = 2 \binom{2n}{n}$.

We refer to the set \mathcal{NM}_n (resp. $\widetilde{\mathcal{NM}}_n$) as the normal basis of \mathbb{NB}_n (resp. $\widetilde{\mathbb{NB}}_n$).

Corollary 2.7. \mathbb{NB}_n is a cellular algebra in the sense of Graham and Lehrer, see [8], with the same cellular datum as for \mathbb{B}_n , see for example [22] for this cellular structure.

In the next section we shall show that there is another cellular structure on \mathbb{NB}_n , given by Soergel calculus, That cellular structure is endowed with a family of JM-elements, in the sense of [20]:

Definition 2.8. We define the JM-elements $\mathbb{L}_1, \mathbb{L}_2, \dots, \mathbb{L}_n$ of \mathbb{NB}_n via $\mathbb{L}_1 = \mathbb{U}_0$ and recursively

$$\mathbb{L}_{i+1} = \mathbb{U}_i \mathbb{L}_i + \mathbb{L}_i \mathbb{U}_i - 2\mathbb{U}_i \sum_{j=1}^{i-1} \mathbb{L}_j, \quad i \geq 1. \quad (2.38)$$

Lemma 2.9. *The \mathbb{L}_i 's have the following properties.*

- a) $\mathbb{L}_i \mathbb{L}_j = \mathbb{L}_j \mathbb{L}_i$ for all i, j .
- b) $\mathbb{L}_1^2 = 0$ and that $\mathbb{L}_i^2 = -2\mathbb{L}_i \sum_{j=1}^{i-1} \mathbb{L}_j$ for all $1 < i \leq n$.

Proof. We give the proof in Remark 3.10. \square

Below we give the JM-elements for $n = 3$.

$$\mathbb{L}_1 = \begin{array}{|c|} \hline \bullet \\ \hline \end{array}, \quad \mathbb{L}_2 = \begin{array}{|c|} \hline \cup \\ \hline \end{array} + \begin{array}{|c|} \hline \cup \\ \hline \end{array}, \quad \mathbb{L}_3 = \begin{array}{|c|} \hline \cup \\ \hline \end{array} + \begin{array}{|c|} \hline \cup \\ \hline \end{array} + \begin{array}{|c|} \hline \cup \\ \hline \end{array} + \begin{array}{|c|} \hline \cup \\ \hline \end{array} - 2 \begin{array}{|c|} \hline \bullet \\ \hline \end{array} \quad (2.39)$$

It follows from the results of section 5 of our paper that there is yet another cellular structure on \mathbb{NB}_n , coming from the blob algebra. That cellular structure is also endowed with a family of JM-elements:

Definition 2.10. We define the JM-elements $\mathbb{Y}_1, \mathbb{Y}_2, \dots, \mathbb{Y}_n$ of \mathbb{NB}_n via $\mathbb{Y}_1 = \mathbb{U}_0$ and recursively

$$\mathbb{Y}_{i+1} = (\mathbb{U}_i + 1)\mathbb{Y}_i(\mathbb{U}_i + 1), \quad i \geq 1. \quad (2.40)$$

Below, in (2.41), we give these JM-elements for $n = 3$.

$$\begin{aligned}
\mathbb{Y}_1 &= \begin{array}{|c|} \hline \bullet \\ \hline \end{array} \begin{array}{|c|} \hline \\ \hline \end{array} \begin{array}{|c|} \hline \\ \hline \end{array} \begin{array}{|c|} \hline \\ \hline \end{array}, & \mathbb{Y}_2 &= \begin{array}{|c|} \hline \cup \\ \hline \cap \\ \hline \end{array} \begin{array}{|c|} \hline \\ \hline \end{array} + \begin{array}{|c|} \hline \cup \\ \hline \cap \\ \hline \end{array} \begin{array}{|c|} \hline \\ \hline \end{array} + \begin{array}{|c|} \hline \bullet \\ \hline \end{array} \begin{array}{|c|} \hline \\ \hline \end{array} \begin{array}{|c|} \hline \\ \hline \end{array} \begin{array}{|c|} \hline \\ \hline \end{array} \\
\mathbb{Y}_3 &= \begin{array}{|c|} \hline \cup \\ \hline \cap \\ \hline \end{array} \begin{array}{|c|} \hline \cup \\ \hline \cap \\ \hline \end{array} + \begin{array}{|c|} \hline \cup \\ \hline \cap \\ \hline \end{array} \begin{array}{|c|} \hline \cup \\ \hline \cap \\ \hline \end{array} + \begin{array}{|c|} \hline \cup \\ \hline \cap \\ \hline \end{array} \begin{array}{|c|} \hline \cup \\ \hline \cap \\ \hline \end{array} + \begin{array}{|c|} \hline \cup \\ \hline \cap \\ \hline \end{array} \begin{array}{|c|} \hline \cup \\ \hline \cap \\ \hline \end{array} + \begin{array}{|c|} \hline \cup \\ \hline \cap \\ \hline \end{array} \begin{array}{|c|} \hline \\ \hline \end{array} + \begin{array}{|c|} \hline \cup \\ \hline \cap \\ \hline \end{array} \begin{array}{|c|} \hline \\ \hline \end{array} + \begin{array}{|c|} \hline \bullet \\ \hline \end{array} \begin{array}{|c|} \hline \\ \hline \end{array} \begin{array}{|c|} \hline \\ \hline \end{array} \begin{array}{|c|} \hline \\ \hline \end{array} + 2 \begin{array}{|c|} \hline \cup \\ \hline \cap \\ \hline \end{array} \begin{array}{|c|} \hline \bullet \\ \hline \end{array} \begin{array}{|c|} \hline \\ \hline \end{array} \begin{array}{|c|} \hline \\ \hline \end{array} \begin{array}{|c|} \hline \\ \hline \end{array}
\end{aligned} \tag{2.41}$$

Lemma 2.11. *The \mathbb{Y}_i 's have the following properties.*

- a) $\mathbb{Y}_i \mathbb{Y}_j = \mathbb{Y}_j \mathbb{Y}_i$ for all i, j .
- b) $\mathbb{Y}_i^2 = 0$ for all i .

Proof. We give the proof in Remark 5.13. □

As mentioned above, the \mathbb{Y}_i 's are (nilpotent) JM-elements for $\mathbb{N}\mathbb{B}_n$ with respect to the cellular structure on $\mathbb{N}\mathbb{B}_n$ given in Corollary 2.7. As already pointed out in the introduction, calculations for small n seem to indicate that the various cellular structures on $\mathbb{N}\mathbb{B}_n$ are in fact equal. Of course, this does not contradict the fact that the families of JM-elements are different, since there is no uniqueness statement for JM-elements.

3 SOERGEL CALCULUS FOR \tilde{A}_1 .

In this section, we start out by briefly recalling the diagrammatical Soergel category \mathcal{D} associated with the affine Weyl group W of type \tilde{A}_1 . This category \mathcal{D} was introduced in [7], in the complete generality of any Coxeter system (W, S) . The objects of \mathcal{D} are expressions \underline{w} over S and hence for any such \underline{w} we can introduce an algebra $\tilde{A}_w := \text{End}_{\mathcal{D}}(\underline{w})$. In the main result of this section we show that \tilde{A}_w and a natural subalgebra $A_w \subset \tilde{A}_w$ of it are isomorphic to the nil-blob algebras $\tilde{\mathbb{N}}\mathbb{B}_n$ and $\mathbb{N}\mathbb{B}_n$ from the previous section.

Let $S := \{s, t\}$ and let W be the Coxeter group on S defined by

$$W := \langle s, t \mid s^2 = t^2 = e \rangle. \tag{3.1}$$

Thus W is the infinite dihedral group or the affine Weyl group of type \tilde{A}_1 . Given a non-negative integer n , we let

$$n_s := \underbrace{sts \dots}_{n\text{-times}} \quad n_t := \underbrace{tst \dots}_{n\text{-times}} \tag{3.2}$$

with the conventions that $0_s := 0_t := e$. It is easy to see from (3.1) that n_s and n_t are reduced expressions and that each element in W is of the form n_s or n_t for a unique choice of n and s or t . Note that the elements of W are *rigid*, that is they have a unique reduced expression.

The construction of \mathcal{D} depends on the choice of a *realization* \mathfrak{h} of (W, S) , which by definition is a representation \mathfrak{h} of W , with associated *roots* and *coroots*, see [7, Section 3.1] for the precise definition.

In this paper, our \mathfrak{h} will be the *geometric representation* of W defined over \mathbb{F} , see [10, Section 5.3]. The coroots are the basis of \mathfrak{h} , that is $\mathfrak{h} = \mathbb{F}\alpha_s^\vee \oplus \mathbb{F}\alpha_t^\vee$ and in terms of this basis the representation \mathfrak{h} of W is given by

$$s \rightarrow \begin{pmatrix} -1 & 2 \\ 0 & 1 \end{pmatrix}, \quad t \rightarrow \begin{pmatrix} 1 & 0 \\ 2 & -1 \end{pmatrix}. \tag{3.3}$$

The roots $\alpha_s, \alpha_t \in \mathfrak{h}^*$ are now given by

$$\alpha_s(\alpha_s^\vee) = 2, \quad \alpha_t(\alpha_s^\vee) = -2, \quad \alpha_s(\alpha_t^\vee) = -2, \quad \alpha_t(\alpha_t^\vee) = 2 \tag{3.4}$$

and so the Cartan matrix is

$$\begin{pmatrix} 2 & -2 \\ -2 & 2 \end{pmatrix}. \tag{3.5}$$

Note that we have

$$\alpha_s = -\alpha_t. \tag{3.6}$$

Let $R := S(\mathfrak{h}^*) = \bigoplus_{i \geq 0} S^i(\mathfrak{h}^*)$ be the symmetric algebra of \mathfrak{h}^* , or in view of (3.6)

$$R = \mathbb{F}[\alpha_s] = \mathbb{F}[\alpha_t]. \quad (3.7)$$

In other words, this is a just the usual one variable polynomial algebra. We consider it a \mathbb{Z} -graded algebra by setting the degree of α_s equal to 2. Since W acts on \mathfrak{h} it also acts on \mathfrak{h}^* and this action extends in a canonical way to R . We now introduce the *Demazure operators* $\partial_s, \partial_t : R \rightarrow R(-2)$ via

$$\partial_s(f) = \frac{f - sf}{\alpha_s}, \quad \partial_t(f) = \frac{f - tf}{\alpha_t}. \quad (3.8)$$

We have that

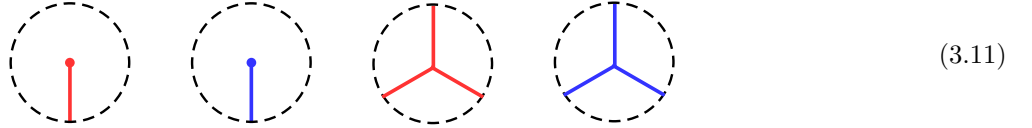
$$s\alpha_s = \alpha_t, \quad t\alpha_t = \alpha_s \quad (3.9)$$

and so we get

$$\partial_s(\alpha_s) = \partial_t(\alpha_t) = 2, \quad \partial_s(\alpha_t) = \partial_t(\alpha_s) = -2. \quad (3.10)$$

We now come to the diagrammatical ingredients of \mathcal{D} .

Definition 3.1. A *Soergel graph* for (W, S) is a finite and decorated graph embedded in the planar strip $\mathbb{R} \times [0, 1]$. The arcs of a Soergel graph are colored by s and t . The vertices of a Soergel graph are of two types as indicated below, univalent vertices (dots) and trivalent vertices where all three incident arcs are of the same color.



A Soergel graph may have its regions, that is the connected components of the complement of the graph in $\mathbb{R} \times [0, 1]$, decorated by elements of R .

Here is an example of a Soergel graph



where the f_i 's belong to R . Shortly we shall give many more examples. We define

$$\mathbf{exp} := \{\underline{w} = (s_1, s_2, \dots, s_k) \mid s_i \in S, k = 1, 2, \dots\} \cup \emptyset. \quad (3.13)$$

as the set of expressions over S , that is words over the alphabet S . The points where an arc of a Soergel graph intersects the boundary of the strip $\mathbb{R} \times [0, 1]$ are called *boundary points*. The boundary points provide two elements of \mathbf{exp} called the *bottom boundary* and *top boundary*, respectively. In the above example the bottom boundary is (t, s, t, t, s, s) and the top boundary is (t, s, t, t, s) .

Definition 3.2. The *diagrammatical Soergel category* \mathcal{D} is defined to be the monoidal category whose objects are the elements of \mathbf{exp} and whose homomorphisms $\text{Hom}_{\mathcal{D}}(\underline{x}, \underline{y})$ are the \mathbb{F} -vector space generated by all Soergel graphs with bottom boundary \underline{x} and top boundary \underline{y} , modulo isotopy and modulo the following local relations

(3.14)

(3.15)

$$\begin{array}{c} \text{---} \\ | \\ \text{---} \end{array} = \alpha_s \quad (3.16)$$

$$\begin{array}{c} \text{---} \\ | \\ f \end{array} = \begin{array}{c} \text{---} \\ | \\ s f \end{array} + \begin{array}{c} \text{---} \\ | \\ \partial_s f \end{array} \quad (3.17)$$

$$\begin{array}{c} \text{---} \\ | \\ \bigcirc \\ | \\ \text{---} \end{array} = 0 \quad (3.18)$$

There is a final relation saying that any Soergel graph D which is decorated in its leftmost region by an $f \in (\alpha_s)$, that is a polynomial with no constant term, is set equal to zero. We depict it as follows

$$\alpha_s \boxed{D} = 0 \quad (3.19)$$

The relations (3.14)–(3.19) also hold if red is replaced by blue, of course.

For $\lambda \in \mathbb{F}$ and D a Soergel diagram, the scalar product λD is identified with the multiplication by λ in any region of D . The multiplication $D_1 D_2$ of diagrams D_1 and D_2 is given by vertical concatenation with D_1 on top of D_2 and the monoidal structure by horizontal concatenation. There is natural \mathbb{Z} -grading on \mathcal{D} , extending the grading on R , in which the dots, that is the first two diagrams in (3.11) have degree 1, and the trivalents, that is the last two diagrams in (3.11), have degree -1 .

Remark 3.3. Strictly speaking the category defined in Definition 3.2 is not the diagrammatic Soergel category introduced in [7]. To recover the category from [7] the relation (3.19) should be omitted.

Let us comment on the isotopy relation in Definition 3.2. It follows from it that the arcs of a Soergel graph may be assumed to be piecewise linear. It also follows from it together with (3.15) that the following relation holds

$$\begin{array}{c} \text{---} \\ | \\ \text{---} \\ | \\ \text{---} \end{array} = \begin{array}{c} \text{---} \\ | \\ \text{---} \\ | \\ \text{---} \end{array} \quad (3.20)$$

In other words the two trees on three downwards leaves are equal. We also have equality for other trees. Here is the case with four upwards leaves. Note the last diagram which represents the way we shall often depict trees.

$$\begin{array}{c} \text{---} \\ | \\ \text{---} \\ | \\ \text{---} \end{array} = \begin{array}{c} \text{---} \\ | \\ \text{---} \\ | \\ \text{---} \end{array} = \begin{array}{c} \text{---} \\ | \\ \text{---} \\ | \\ \text{---} \end{array} = \begin{array}{c} \text{---} \\ | \\ \text{---} \\ | \\ \text{---} \end{array} \quad (3.21)$$

Let now n be a fixed positive integer and fix $\underline{w} := n_s \in \mathbf{exp}$ as in (3.2). We then define

$$\tilde{A}_w := \text{End}_{\mathcal{D}}(\underline{w}). \quad (3.22)$$

As mentioned above, w is a rigid element of W and therefore we use the notation \tilde{A}_w instead of $\tilde{A}_{\underline{w}}$.

By construction, \tilde{A}_w is an \mathbb{F} -algebra with multiplication given by concatenation and the goal of this section is to study the properties of this algebra. First, for $i = 1, \dots, n-2$ we define the following element of \tilde{A}_w

$$U_i := \begin{array}{c} 1 \quad 2 \quad 3 \quad \dots \quad i \quad \dots \quad n \\ | \quad | \quad | \quad \dots \quad \text{---} \quad \dots \quad | \quad | \quad | \\ | \quad | \quad | \quad \dots \quad \text{---} \quad \dots \quad | \quad | \quad | \\ | \quad | \quad | \quad \dots \quad \text{---} \quad \dots \quad | \quad | \quad | \\ | \quad | \quad | \quad \dots \quad \text{---} \quad \dots \quad | \quad | \quad | \end{array} \quad (3.23)$$

and similarly

$$U_0 := \begin{array}{c} \begin{array}{cccc} 1 & 2 & 3 & \\ \color{red}{\downarrow} & \color{blue}{\downarrow} & \color{red}{\downarrow} & \\ \color{red}{\uparrow} & \color{blue}{\uparrow} & \color{red}{\uparrow} & \end{array} \quad \dots \quad \dots \quad \begin{array}{cccc} & & & n \\ \color{blue}{\downarrow} & \color{red}{\downarrow} & \color{blue}{\downarrow} & \\ \color{red}{\uparrow} & \color{blue}{\uparrow} & \color{red}{\uparrow} & \end{array} \end{array} \quad (3.24)$$

The following Theorem is fundamental for what follows.

Theorem 3.4. *There is a homomorphism of \mathbb{F} -algebras $\varphi : \mathbb{NB}_{n-1} \rightarrow \tilde{A}_w$ given by $U_i \mapsto U_i$ for $i = 0, 1, \dots, n-2$.*

Proof: We must check that U_0, U_1, \dots, U_{n-2} satisfy the relations given by the U_i 's in Definition 2.2. In order to show the quadratic relation (2.8) we argue as follows

$$U_i^2 = \begin{array}{c} \begin{array}{cccc} 1 & 2 & 3 & \\ \color{red}{\downarrow} & \color{blue}{\downarrow} & \color{red}{\downarrow} & \\ \color{red}{\uparrow} & \color{blue}{\uparrow} & \color{red}{\uparrow} & \end{array} \quad \dots \quad \begin{array}{c} i \\ \color{red}{\downarrow} \\ \color{red}{\uparrow} \end{array} \quad \dots \quad \begin{array}{cccc} & & & n \\ \color{blue}{\downarrow} & \color{red}{\downarrow} & \color{blue}{\downarrow} & \\ \color{red}{\uparrow} & \color{blue}{\uparrow} & \color{red}{\uparrow} & \end{array} \end{array} = \begin{array}{c} \begin{array}{cccc} 1 & 2 & 3 & \\ \color{red}{\downarrow} & \color{blue}{\downarrow} & \color{red}{\downarrow} & \\ \color{red}{\uparrow} & \color{blue}{\uparrow} & \color{red}{\uparrow} & \end{array} \quad \dots \quad \begin{array}{c} i \\ \color{red}{\downarrow} \\ \color{red}{\uparrow} \end{array} \quad \dots \quad \begin{array}{cccc} & & & n \\ \color{blue}{\downarrow} & \color{red}{\downarrow} & \color{blue}{\downarrow} & \\ \color{red}{\uparrow} & \color{blue}{\uparrow} & \color{red}{\uparrow} & \end{array} \end{array} - 2 \begin{array}{c} \begin{array}{cccc} 1 & 2 & 3 & \\ \color{red}{\downarrow} & \color{blue}{\downarrow} & \color{red}{\downarrow} & \\ \color{red}{\uparrow} & \color{blue}{\uparrow} & \color{red}{\uparrow} & \end{array} \quad \dots \quad \begin{array}{c} i \\ \color{red}{\downarrow} \\ \color{red}{\uparrow} \end{array} \quad \dots \quad \begin{array}{cccc} & & & n \\ \color{blue}{\downarrow} & \color{red}{\downarrow} & \color{blue}{\downarrow} & \\ \color{red}{\uparrow} & \color{blue}{\uparrow} & \color{red}{\uparrow} & \end{array} \end{array} = -2U_i \quad (3.25)$$

where we used (3.14), (3.16), (3.17) and (3.18).

We next show that (2.10) holds. If $|i-j| > 2$ then (2.10) clearly holds, that is $U_i U_j = U_j U_i$, but for $|i-j| = 2$ it is not completely clear that it holds. We shall only show it in the case $n = 5$, $i = 1$ and $j = 3$: the general case is proved the same way. We have that

$$U_3 U_1 = \begin{array}{c} \begin{array}{cccc} \color{red}{\downarrow} & \color{blue}{\downarrow} & \color{red}{\downarrow} & \\ \color{red}{\uparrow} & \color{blue}{\uparrow} & \color{red}{\uparrow} & \end{array} \quad \begin{array}{c} \color{red}{\downarrow} \\ \color{red}{\uparrow} \end{array} \quad \begin{array}{c} \color{red}{\downarrow} \\ \color{red}{\uparrow} \end{array} \quad \begin{array}{c} \color{red}{\downarrow} \\ \color{red}{\uparrow} \end{array} \end{array} = \begin{array}{c} \begin{array}{cccc} \color{red}{\downarrow} & \color{blue}{\downarrow} & \color{red}{\downarrow} & \\ \color{red}{\uparrow} & \color{blue}{\uparrow} & \color{red}{\uparrow} & \end{array} \quad \begin{array}{c} \color{red}{\downarrow} \\ \color{red}{\uparrow} \end{array} \quad \begin{array}{c} \color{red}{\downarrow} \\ \color{red}{\uparrow} \end{array} \quad \begin{array}{c} \color{red}{\downarrow} \\ \color{red}{\uparrow} \end{array} \end{array} = \begin{array}{c} \begin{array}{cccc} \color{red}{\downarrow} & \color{blue}{\downarrow} & \color{red}{\downarrow} & \\ \color{red}{\uparrow} & \color{blue}{\uparrow} & \color{red}{\uparrow} & \end{array} \quad \begin{array}{c} \color{red}{\downarrow} \\ \color{red}{\uparrow} \end{array} \quad \begin{array}{c} \color{red}{\downarrow} \\ \color{red}{\uparrow} \end{array} \quad \begin{array}{c} \color{red}{\downarrow} \\ \color{red}{\uparrow} \end{array} \end{array} = \begin{array}{c} \begin{array}{cccc} \color{red}{\downarrow} & \color{blue}{\downarrow} & \color{red}{\downarrow} & \\ \color{red}{\uparrow} & \color{blue}{\uparrow} & \color{red}{\uparrow} & \end{array} \quad \begin{array}{c} \color{red}{\downarrow} \\ \color{red}{\uparrow} \end{array} \quad \begin{array}{c} \color{red}{\downarrow} \\ \color{red}{\uparrow} \end{array} \quad \begin{array}{c} \color{red}{\downarrow} \\ \color{red}{\uparrow} \end{array} \end{array} \quad (3.26)$$

where we used the ‘H’-relation (3.15) for the third equality and (3.20) for the last equality. But $U_1 U_3$ is obtained from $U_3 U_1$ by reflecting along a horizontal axis, and since the last diagram of (3.26) is symmetric along this axis, we conclude that $U_1 U_3 = U_3 U_1$ as claimed.

The relation (2.9), in the case $n = 4$, $i = 1$ and $j = 2$, is shown as follows.

$$U_1 U_2 U_1 = \begin{array}{c} \begin{array}{cccc} \color{red}{\downarrow} & \color{blue}{\downarrow} & \color{red}{\downarrow} & \\ \color{red}{\uparrow} & \color{blue}{\uparrow} & \color{red}{\uparrow} & \end{array} \quad \begin{array}{c} \color{red}{\downarrow} \\ \color{red}{\uparrow} \end{array} \quad \begin{array}{c} \color{red}{\downarrow} \\ \color{red}{\uparrow} \end{array} \quad \begin{array}{c} \color{red}{\downarrow} \\ \color{red}{\uparrow} \end{array} \end{array} = \begin{array}{c} \begin{array}{cccc} \color{red}{\downarrow} & \color{blue}{\downarrow} & \color{red}{\downarrow} & \\ \color{red}{\uparrow} & \color{blue}{\uparrow} & \color{red}{\uparrow} & \end{array} \quad \begin{array}{c} \color{red}{\downarrow} \\ \color{red}{\uparrow} \end{array} \quad \begin{array}{c} \color{red}{\downarrow} \\ \color{red}{\uparrow} \end{array} \quad \begin{array}{c} \color{red}{\downarrow} \\ \color{red}{\uparrow} \end{array} \end{array} = U_1 \quad (3.27)$$

The general case is treated the same way. We finally notice that (2.11) and (2.12) are a direct consequence of (3.19). The Theorem is proved. \square

For a general Coxeter system (W, S) , Elias and Williamson found in [7] a recursive procedure for constructing an \mathbb{F} -basis for the homomorphism space $\text{Hom}_{\mathcal{D}}(\underline{x}, \underline{y})$, for any $\underline{x}, \underline{y} \in \mathbf{exp}$. It is a diagrammatical version of Libedinsky’s *double light leaves basis* for Soergel bimodules and the basis elements are also called double light leaves in this case. On the other hand we have fixed W as the infinite dihedral group, and in this particular case there is a non-recursive description of the double light leaves basis that we shall use.

In order to describe it we first introduce some diagram conventions. First, in view of our tree conventions given in (3.21) we shall represent the diagram from (3.26) as follows

$$U_1 U_3 = \begin{array}{c} \text{Diagram with two blue vertical lines on the left, two blue vertical lines on the right, and two red arcs connecting them. The top arc connects the top of the left lines to the top of the right lines. The bottom arc connects the bottom of the left lines to the bottom of the right lines.} \end{array} \quad (3.28)$$

This can be generalized: for example using the last diagram in (3.26) we get that

$$U_1 U_3 U_5 = \begin{array}{c} \text{Diagram 1: A sequence of four diagrams connected by equals signs. Each diagram shows a more complex arrangement of blue vertical lines and red arcs, representing the product of three generators. The diagrams show different ways to connect the lines, with some arcs crossing or nesting.} \end{array} \quad (3.29)$$

Even more generally, we have that

$$U_i U_{i+2} \cdots U_{i+2k} = \begin{array}{c} \text{Diagram with blue vertical lines on the left and right. Red arcs connect the lines in a specific pattern. The top arc is labeled 'i' and the bottom arc is labeled 'i+2+2k'. Ellipses indicate intermediate lines and arcs.} \end{array} \quad (3.30)$$

if i is odd and

$$U_i U_{i+2} \cdots U_{i+2k} = \begin{array}{c} \text{Diagram with blue vertical lines on the left and right. Blue arcs connect the lines in a specific pattern. The top arc is labeled 'i' and the bottom arc is labeled 'i+2+2k'. Ellipses indicate intermediate lines and arcs.} \end{array} \quad (3.31)$$

if i is even. We now introduce a different kind of elements in \tilde{A}_w , namely the *JM-elements* L_i of \tilde{A}_w , via

$$L_i := \begin{array}{c} \text{Diagram with vertical lines labeled 1, 2, 3, ..., i, ..., n. Lines 1, 2, 3 are blue. Line i is black. Lines n-1, n are blue. A black vertical line segment connects the top and bottom of line i. Ellipses indicate other lines.} \end{array} \quad (3.32)$$

where black means red if i is odd and blue if i is even. Note that $L_1 = U_0$. (The name JM-element is motivated by the paper [24] where it is shown that L_i indeed is a JM-element in the sense of Mathas [20], for any Coxeter system).

Lemma 3.5. *Let $1 < i < n$. Then we have the following formula in \tilde{A}_w*

$$L_i = U_{i-1} L_{i-1} + L_{i-1} U_{i-1} - 2U_{i-1} \sum_{j=1}^{i-2} L_j. \quad (3.33)$$

Consequently, for all $1 < i < n$ we have that L_i belongs to the subalgebra of \tilde{A}_w generated by the elements L_1, U_1, \dots, U_{n-2} .

Proof: Let us show the formula (3.33) in the case $i = n - 1$ and i odd. The general case of the formula, that is the case where i is any number strictly smaller than n , is shown the same way. We have that

$$L_i = \begin{array}{c} 1 \ 2 \ 3 \quad \dots \quad n \\ \text{[Diagram with vertical lines and blue dots]} \end{array} = \begin{array}{c} 1 \ 2 \ 3 \quad \dots \quad n \\ \text{[Diagram with vertical lines and blue dots, red arc]} \end{array} = \begin{array}{c} 1 \ 2 \ 3 \quad \dots \quad n \\ \text{[Diagram with vertical lines and blue dots, red arc, label } \frac{\alpha_s}{2} \text{]} \end{array} + \begin{array}{c} 1 \ 2 \ 3 \quad \dots \quad n \\ \text{[Diagram with vertical lines and blue dots, red arc, label } \frac{\alpha_s}{2} \text{]} \end{array} = \quad (3.34)$$

$$\begin{array}{c} 1 \ 2 \ 3 \quad \dots \quad n \\ \text{[Diagram with vertical lines and blue dots, red arc]} \end{array} + \begin{array}{c} 1 \ 2 \ 3 \quad \dots \quad n \\ \text{[Diagram with vertical lines and blue dots, red arc]} \end{array} + \begin{array}{c} 1 \ 2 \ 3 \quad \dots \quad n \\ \text{[Diagram with vertical lines and blue dots, red arc, label } \alpha_s \text{]} \end{array} = \quad (3.35)$$

The first two diagrams of (3.35) are $U_{i-1}L_{i-1}$ and $L_{i-1}U_{i-1}$ and so we only have to check that the last diagram of (3.35) is equal to $-2U_{i-1} \sum_{j=1}^{i-2} L_j$. But this follows via repeated applications of the polynomial relation (3.17), moving $\alpha_s = -\alpha_t$ all the way to the left. \square

The L_i 's are important since they allow us to generate variations of (3.30) and (3.31) with no 'connecting' arcs, as follows

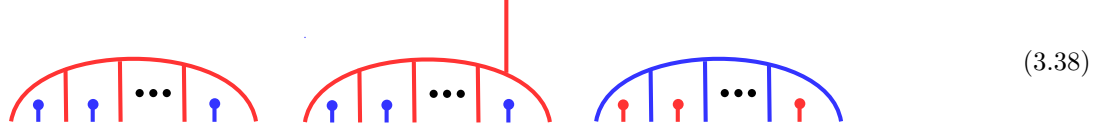
$$\begin{aligned} (U_1 U_3 U_5 \dots U_{2k+1}) L_{2k+3} (U_1 U_3 U_5 \dots U_{2k+1}) &= \begin{array}{c} 1 \ 2 \quad \dots \quad 3+2k \quad \dots \quad n \\ \text{[Diagram with vertical lines, blue dots, and red arcs]} \end{array} = \\ & \begin{array}{c} 1 \ 2 \quad \dots \quad 3+2k \quad \dots \quad n \\ \text{[Diagram with vertical lines, blue dots, and red arcs, label } \alpha_t \text{]} \end{array} = (-2)^k \begin{array}{c} 1 \ 2 \quad \dots \quad 3+2k \quad \dots \quad n \\ \text{[Diagram with vertical lines, blue dots, and red arcs]} \end{array} \end{aligned} \quad (3.36)$$

where we for the last equality used the polynomial relation (3.17) as well as (3.19). Thus any diagram of the form (3.37) belongs to the subalgebra of \tilde{A}_w generated by the L_i 's and the U_i 's. Note on the other hand that in order for this argument to work, the diagram in question must be left-adjusted, that is without any through arcs on the left as in (3.37).

$$\begin{array}{c} \text{[Diagram with vertical lines, blue dots, and red arcs]} \\ \text{[Diagram with vertical lines, blue dots, and red arcs]} \end{array} \quad (3.37)$$

The diagrams corresponding to double light basis elements of \tilde{A}_w are built up of top and bottom 'half-diagrams', similarly to the Temperley-Lieb diagrams and the blob diagrams considered in the previous section. These half-diagrams are called light leaves.

We now introduce the following bottom half-diagrams, called *full birdcages* by Libedinsky in [14].



$$(3.38)$$

We say that the first and the last of these half-diagrams are *non-hanging full birdcages*, whereas the middle one is *hanging*. We also say that the first two full birdcages are *red*, and the third one is *blue*. We define the *length* of a full birdcage to be the number of dots contained in it. We view the half-diagrams



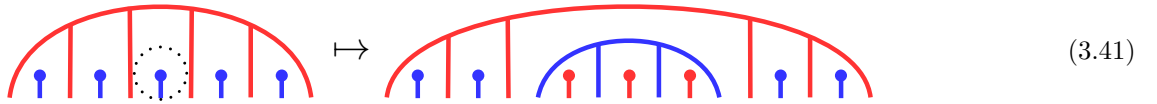
$$(3.39)$$

as *degenerate* full birdcages of lengths 0. A full birdcage which is not degenerate is called *non-degenerate*. We shall also consider *top full birdcages*, that are obtained from bottom full birdcages, by a reflection through a horizontal axis. Here are two examples of lengths four and three.



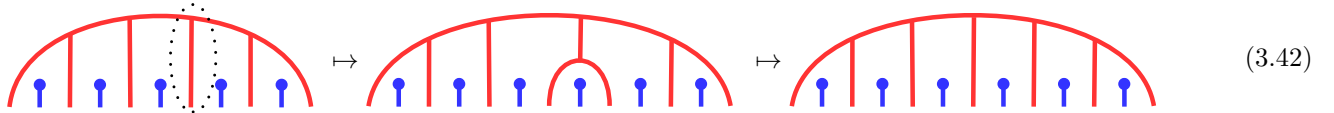
$$(3.40)$$

Light leaves are built up of full birdcages in a suitable sense that we shall now explain. We first consider the operation of *replacing a degenerate non-hanging full birdcage by a non-hanging non-degenerate full birdcage of the same color*. Here is an example



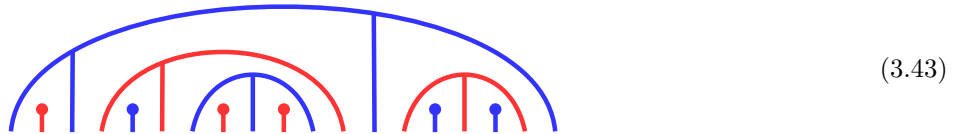
$$(3.41)$$

The reason why we only consider the application of this operation to non-hanging birdcages is that applying it to a degenerate hanging birdcage only gives a new, larger full birdcage; in other words nothing new. Here is an example



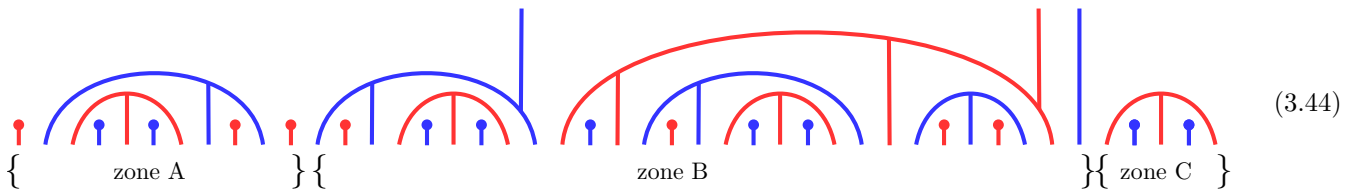
$$(3.42)$$

Following Libedinsky, we now define a *birdcagecage* to be any diagram that can be obtained from a degenerate non-hanging birdcage by performing the above operation recursively a finite number of times on the degenerate birdcages that appear at each step. Here is an example of a birdcagecage.



$$(3.43)$$

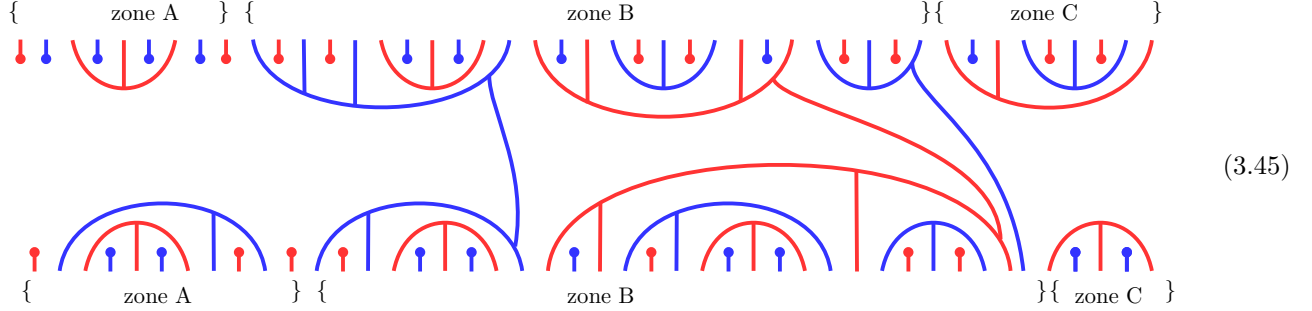
Now, according to [14], any light leaf is built up of birdcagecages as indicated below in (3.44). Here in (3.44) the number of bottom boundary points is n . Zone A consists of a number of non-hanging birdcagecages whereas zone B consists of a number of hanging birdcagecages. On the other hand zone C consists of at most one non-hanging birdcagecage.



$$(3.44)$$

Note that each of the three zones may be empty, but they cannot all be empty since $n > 0$. In the case where zone B is empty, we define zone C to be the last birdcagecage. In other words, if zone B is empty then zone C is always nonempty, whereas zone A may be empty.

The hanging birdcagages of zone B define an element $v \in W$. It satisfies $v \leq w$ where \leq denotes the Bruhat order on W . In the above example we have $v = tst$. The *double leaves basis* of \tilde{A}_w is now obtained by running over all $v \leq w$ and over all pairs of light leaves that are associated with that v . For each such pair (D_1, D_2) the second component D_2 is reflected through a horizontal axis, and finally the two components are glued together. The resulting diagram is a double leaf. Here is an example



Note that although the total number of top and bottom boundary points of each double leaf is the same, the number of boundary points in each of the three zones need not coincide, although the parities do coincide. In the above example, there are for instance nine top boundary points in zone C but only five bottom boundary points in zone C. Note also that the number of top and bottom birdcagages in zone B always is the same, three in the above example. This is of course also the case in zone C but not necessarily in zone A, although the parities must coincide. In the above example, we have five top birdcagages in zone A but only three bottom birdcagages in zone A. Moreover, there are nine top boundary points in zone A but eleven bottom boundary points in zone A.

For future reference we formulate the Theorem already alluded to several times.

Theorem 3.6. *The double leaves form an \mathbb{F} -basis for \tilde{A}_w .*

Proof: This is mentioned in [14]. It is a consequence of the recursive construction of the light leaves. \square

Definition 3.7. *Let A_w be the subspace of \tilde{A}_w spanned by the double leaves with empty zone C.*

With these notions and definitions at hand, we can now formulate and prove the following Theorem.

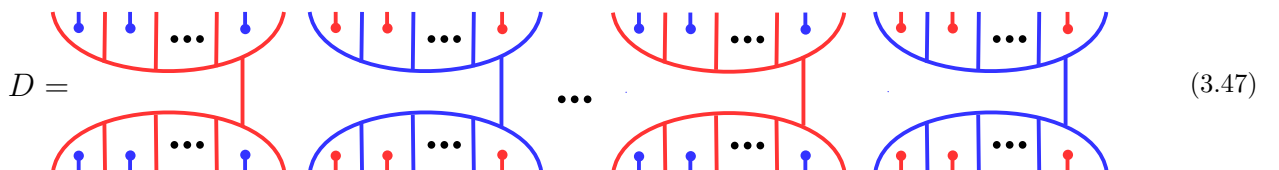
Theorem 3.8. *Let $w \in W$ with $w = n_s$. Then, we have*

- a) *As an algebra \tilde{A}_w is generated by the elements U_1, \dots, U_{n-2} and L_1, \dots, L_n .*
- b) *A_w is a subalgebra of \tilde{A}_w . It is generated by U_1, \dots, U_{n-2} and $L_1 = U_0$.*
- c) *The dimensions of A_w and \tilde{A}_w are given by the formulas*

$$\dim_{\mathbb{F}}(A_w) = \binom{2n}{n} \quad \text{and} \quad \dim_{\mathbb{F}}(\tilde{A}_w) = 2 \binom{2n}{n}. \quad (3.46)$$

Proof: We first prove a) of the Theorem. We define \tilde{A}'_w as the subalgebra of \tilde{A}_w generated by the U_i 's and the L_i 's. Thus, in order to show a) we must prove that $\tilde{A}'_w = \tilde{A}_w$. We shall do so by proving that \tilde{A}'_w contains all the double leaves basis elements for \tilde{A}_w .

We first observe that the diagrams in (3.30) and (3.31) both belong to \tilde{A}'_w . In fact, multiplying them together we get that any diagram of the form



belongs to \tilde{A}'_w . Here the length of each full birdcage on the bottom (which may be zero) is equal to the length of the corresponding full birdcage on top of it, that is the diagram in (3.47) is symmetric with respect to a horizontal axis. Note that the diagram D in (3.47) is a preidempotent; to be precise we have that

$$D^2 = (-2)^{l_1+\dots+l_r} D, \quad (3.48)$$

where l_1, l_2, \dots, l_r are the lengths of the bottom full birdcages that appear in D . Now we can repeat the calculations from (3.36) and (3.37) in order to remove the connecting arc between the first bottom full birdcage of D and its top mirror image:

$$DL_{k_1}D = \begin{array}{c} \begin{array}{ccc} \text{---} & \text{---} & \text{---} \\ \text{---} & \text{---} & \text{---} \\ \text{---} & \text{---} & \text{---} \end{array} \\ \begin{array}{ccc} \text{---} & \text{---} & \text{---} \\ \text{---} & \text{---} & \text{---} \\ \text{---} & \text{---} & \text{---} \end{array} \\ \begin{array}{ccc} \text{---} & \text{---} & \text{---} \\ \text{---} & \text{---} & \text{---} \\ \text{---} & \text{---} & \text{---} \end{array} \end{array} = (-2)^{l_1+\dots+l_r} \begin{array}{ccc} \text{---} & \text{---} & \text{---} \\ \text{---} & \text{---} & \text{---} \\ \text{---} & \text{---} & \text{---} \end{array} \quad (3.49)$$

In other words, we get that $D_1 := (-2)^{-(l_1+\dots+l_r)}DL_{k_1}D$ is equal to D , but with the first connecting arc removed, and that D_1 belongs to \tilde{A}'_w .

From D_1 we can now remove the next connecting arc as follows

$$D_1L_{k_2}D = \begin{array}{c} \begin{array}{ccc} \text{---} & \text{---} & \text{---} \\ \text{---} & \text{---} & \text{---} \\ \text{---} & \text{---} & \text{---} \end{array} \\ \begin{array}{ccc} \text{---} & \text{---} & \text{---} \\ \text{---} & \text{---} & \text{---} \\ \text{---} & \text{---} & \text{---} \end{array} \\ \begin{array}{ccc} \text{---} & \text{---} & \text{---} \\ \text{---} & \text{---} & \text{---} \\ \text{---} & \text{---} & \text{---} \end{array} \end{array} = (-2)^{l_1+\dots+l_r} \begin{array}{ccc} \text{---} & \text{---} & \text{---} \\ \text{---} & \text{---} & \text{---} \\ \text{---} & \text{---} & \text{---} \end{array} \quad (3.50)$$

Continuing this way we find that any diagram of the form

$$\begin{array}{c} \begin{array}{ccc} \text{---} & \text{---} & \text{---} \\ \text{---} & \text{---} & \text{---} \\ \text{---} & \text{---} & \text{---} \end{array} \\ \begin{array}{ccc} \text{---} & \text{---} & \text{---} \\ \text{---} & \text{---} & \text{---} \\ \text{---} & \text{---} & \text{---} \end{array} \\ \begin{array}{ccc} \text{---} & \text{---} & \text{---} \\ \text{---} & \text{---} & \text{---} \\ \text{---} & \text{---} & \text{---} \end{array} \end{array} \quad (3.51)$$

belongs to \tilde{A}'_w .

The diagrams in (3.51) consist of a number of non-hanging full birdcages followed by a number of hanging full birdcages. We shall now prove that the rightmost hanging full birdcage of (3.51) may be transformed into a non-hanging full birdcage and still give rise to an element of \tilde{A}'_w . Let $i < n$ be a positive integer of the same parity as n . We consider the diagram $F_i := U_i U_{i+3} \dots U_{n-2}$:

$$F_i = \begin{array}{c} \begin{array}{ccc} \text{---} & \text{---} & \text{---} \\ \text{---} & \text{---} & \text{---} \\ \text{---} & \text{---} & \text{---} \end{array} \\ \begin{array}{ccc} \text{---} & \text{---} & \text{---} \\ \text{---} & \text{---} & \text{---} \\ \text{---} & \text{---} & \text{---} \end{array} \end{array} \quad (3.52)$$

We notice that only the rightmost top and bottom full birdcages of F_i are non-degenerate, of length $l := (n - i)/2$.

Then we have that $F_i L_n F_i \in \tilde{A}'_w$. On the other hand, we also have that

$$F_i L_n F_i = \begin{array}{c} \begin{array}{ccc} \text{---} & \text{---} & \text{---} \\ \text{---} & \text{---} & \text{---} \\ \text{---} & \text{---} & \text{---} \end{array} \\ \begin{array}{ccc} \text{---} & \text{---} & \text{---} \\ \text{---} & \text{---} & \text{---} \\ \text{---} & \text{---} & \text{---} \end{array} \\ \begin{array}{ccc} \text{---} & \text{---} & \text{---} \\ \text{---} & \text{---} & \text{---} \\ \text{---} & \text{---} & \text{---} \end{array} \end{array} = (-2)^{l-1} \begin{array}{c} \begin{array}{ccc} \text{---} & \text{---} & \text{---} \\ \text{---} & \text{---} & \text{---} \\ \text{---} & \text{---} & \text{---} \end{array} \\ \begin{array}{ccc} \text{---} & \text{---} & \text{---} \\ \text{---} & \text{---} & \text{---} \\ \text{---} & \text{---} & \text{---} \end{array} \\ \begin{array}{ccc} \text{---} & \text{---} & \text{---} \\ \text{---} & \text{---} & \text{---} \\ \text{---} & \text{---} & \text{---} \end{array} \end{array} \quad (3.53)$$

$$(-2)^{l-1} \dots \alpha_l + (-2)^l \dots \tag{3.54}$$

We consider the first diagram X of the last sum. Moving α_l all the way to the left we get that

$$X = -2F_i \sum_{j=1}^{i-1} L_j \tag{3.55}$$

Therefore, X belongs to \tilde{A}'_w . But from this we conclude that also the second diagram of the sum belongs to \tilde{A}'_w . Finally, multiplying this diagram with diagrams from (3.51) we conclude that any diagram of the form

$$\begin{array}{cccccc}
\text{red} & \text{blue} & \text{red} & \text{blue} & \text{red} & \text{blue} \\
\text{arc} & \text{arc} & \text{arc} & \text{arc} & \text{arc} & \text{arc} \\
k_1 & k_2 & k_{r-2} & k_{r-1} & k_r & \\
\vdots & \vdots & \vdots & \vdots & \vdots & \\
\text{red} & \text{blue} & \text{red} & \text{blue} & \text{red} & \text{blue} \\
\text{arc} & \text{arc} & \text{arc} & \text{arc} & \text{arc} & \text{arc} \\
\vdots & \vdots & \vdots & \vdots & \vdots & \\
\end{array} \tag{3.56}$$

belongs to \tilde{A}'_w , proving the above claim. In other words, we have shown that any double leaves basis element of \tilde{A}'_w , that is built up of full birdcages and is symmetric with respect to a horizontal axis, belongs to \tilde{A}'_w .

We next show that omitting the symmetry condition in the diagrams (3.56) still gives rise to an element of \tilde{A}'_w . Our first step for this is to produce a way of ‘moving points’ from a full birdcage to its neighboring full birdcage. We do this by multiplying by ‘overlapping’ U_i ’s. Consider the following example

$$D = \begin{array}{c} \text{red arc} \\ \text{blue arc} \\ \text{11} \end{array} \tag{3.57}$$

consisting of two full birdcages, both of length 5. In this case the overlapping U_i ’s are U_{10} and U_{11} . Multiplying D below with U_{10} produces a diagram with two full birdcages as well, but this time of lengths 4 and 6, whereas multiplying D below by U_{11} produces a diagram with two full birdcages, of lengths 6 and 4:

$$DU_{10} = \begin{array}{c} \text{red arc} \\ \text{blue arc} \\ \text{red arc} \\ \text{blue arc} \end{array} = \begin{array}{c} \text{red arc} \\ \text{blue arc} \\ \text{red arc} \\ \text{blue arc} \end{array} \tag{3.58}$$

$$DU_{11} = \begin{array}{c} \text{red arc} \\ \text{blue arc} \\ \text{red arc} \\ \text{blue arc} \end{array} = \begin{array}{c} \text{red arc} \\ \text{blue arc} \\ \text{red arc} \\ \text{blue arc} \end{array} \tag{3.59}$$

This gives us a method for moving points from one full birdcage to a neighboring full birdcage that works in general, for hanging as well as for non-hanging full birdcages, and so we get that any diagram of the form

$$\begin{array}{cccccc}
\text{red} & \text{blue} & \text{red} & \text{blue} & \text{red} & \text{blue} \\
\text{arc} & \text{arc} & \text{arc} & \text{arc} & \text{arc} & \text{arc} \\
\vdots & \vdots & \vdots & \vdots & \vdots & \\
\text{red} & \text{blue} & \text{red} & \text{blue} & \text{red} & \text{blue} \\
\text{arc} & \text{arc} & \text{arc} & \text{arc} & \text{arc} & \text{arc} \\
\vdots & \vdots & \vdots & \vdots & \vdots & \\
\end{array} \tag{3.60}$$

belongs to \tilde{A}'_w . These diagrams are not horizontally symmetric anymore but still the total number of top full birdcages is equal to the total number of bottom full birdcages. Actually, by the description of the light leaves basis, this is expected in zones B and C, but not in zone A. However, multiplying a full birdcage in zone A with an JM-element L_i of the opposite color it breaks up in three smaller full birdcages, the middle one being degenerate. For example, for

$$D := \text{diagram} \quad (3.61)$$

we have that

$$DL_6 = \text{diagram} = - \text{diagram} \quad (3.62)$$

Combining this with the procedure of moving points from a full birdcage to a neighboring full birdcage, we conclude that in the diagram (3.60) we may assume that the number of top full birdcages in zone A is different from the number of bottom full birdcages and still the diagram belongs to \tilde{A}'_w .

Thus, to finish the proof of *a*) we now only have to show that the full birdcages in the diagram (3.60) may be replaced by birdcageages. It is here enough to consider a single bottom birdcage.

The replacing of a degenerate non-hanging birdcage by a non-degenerate full birdcage can be viewed as the insertion of a non-hanging birdcage in a full birdcage of the opposite color. But this can be achieved via multiplication with appropriate diagrams of the form (3.30) and (3.31). Consider for example the birdcageage D in (3.41). It can be obtained as follows

$$D = \text{diagram} = \text{diagram} \quad (3.63)$$

Repeating this process we can obtain any birdcageage. This finishes the proof of *a*).

We next show *c*). For this we first note that there is a bijection between double leaves with empty zone C and double leaves with nonempty zone C, given by removing the connecting line between the last bottom and top birdcageage. Hence we have that

$$\dim_{\mathbb{F}}(\tilde{A}_w) = 2 \dim_{\mathbb{F}}(A_w). \quad (3.64)$$

On the other hand, from the vector space isomorphism given in Corollary 8.3 of [6] it follows that $\dim(\tilde{A}_w) = \dim \widetilde{\mathbb{N}\mathbb{B}}_n$ and so *c*) follows from Theorem 2.5 and Corollary 2.6. (Note that in [6] the authors use the notation A_w for \tilde{A}_w).

We finally show *b*). Let A'_w be the subalgebra of \tilde{A}_w generated by U_1, \dots, U_{n-2} and $U_0 = L_1$. In view of Lemma 3.5 we first observe that A'_w is the same as the subalgebra of \tilde{A}_w generated by U_1, \dots, U_{n-2} and L_1, \dots, L_{n-1} . On the other hand, going through the proof of *a*) we see that the last JM-element L_n is only needed for the steps (3.52) and (3.53) where a hanging birdcage at the right end of the diagram is transformed into a non-hanging one, and so we have that $A_w \subseteq A'_w$. But from Theorem 3.4 we have that $\dim(A'_w) \leq \dim \widetilde{\mathbb{N}\mathbb{B}}_{n-1} = \dim(A_w)$ where we used *c*) for the last equality. Hence the inclusion $A_w \subseteq A'_w$ is an equality and *b*) is proved. \square

Corollary 3.9. *Let $w \in W$ with $w = n_s$. Then, we have*

- a) *The map φ defined in Theorem 3.4 induces an algebra isomorphism $\varphi : \mathbb{N}\mathbb{B}_{n-1} \rightarrow A_w$.*
- b) *Setting $J_n := L_1 + L_2 + \dots + L_n$ we have that the extension of φ to $\widetilde{\mathbb{N}\mathbb{B}}_{n-1}$ given by $\tilde{\varphi}(J_{n-1}) = J_n$ induces an algebra isomorphism $\tilde{\varphi} : \widetilde{\mathbb{N}\mathbb{B}}_{n-1} \rightarrow \tilde{A}_w$.*

Proof: Part a) was already proved in the previous Theorem so let us concentrate on part b). Here we have already checked all the relations that do not involve J_n and so we only have to check that $J_n^2 = 0$ and that J_n is central in \tilde{A}_w . Now by [6, Lemma 3.4] we know that $L_1^2 = 0$ and that

$$L_i^2 = -2L_i \sum_{j=1}^{i-1} L_j, \quad (3.65)$$

for all $2 \leq i \leq n$. Thus we obtain

$$J_n^2 = (L_1 + L_2 + \dots + L_n)^2 = \sum_{i=2}^n L_i^2 + 2 \sum_{i=1}^{n-1} \sum_{j=i+1}^n L_i L_j \quad (3.66)$$

$$= -2 \sum_{i=2}^n \sum_{j=1}^{i-1} L_i L_j + 2 \sum_{i=1}^{n-1} \sum_{j=i+1}^n L_i L_j = 0, \quad (3.67)$$

as claimed. Now let us show that J_n is central in \tilde{A}_w . It is enough to show that $[U_j, J_n] = 0$, for all $1 \leq j \leq n-2$, where $[\cdot, \cdot]$ denotes the usual commutator bracket. We notice that $[U_j, L_i] = 0$ if $i \neq j, j+1, j+2$. Then we are done if we are able to show that

$$[U_i, L_i + L_{i+1} + L_{i+2}] = 0. \quad (3.68)$$

But we have that

$$U_i \cdot (L_i + L_{i+1} + L_{i+2}) = \begin{array}{c} \begin{array}{c} 1 \ 2 \ 3 \\ \parallel \parallel \parallel \\ \dots \\ \begin{array}{c} i \ i+1 \ i+2 \\ \parallel \parallel \parallel \\ \text{birdcage} \\ \parallel \parallel \parallel \\ \dots \\ n \end{array} \end{array} \\ + \begin{array}{c} \begin{array}{c} 1 \ 2 \ 3 \\ \parallel \parallel \parallel \\ \dots \\ \begin{array}{c} i \ i+1 \ i+2 \\ \parallel \parallel \parallel \\ \text{birdcage} \\ \parallel \parallel \parallel \\ \dots \\ n \end{array} \end{array} \\ + \begin{array}{c} \begin{array}{c} 1 \ 2 \ 3 \\ \parallel \parallel \parallel \\ \dots \\ \begin{array}{c} i \ i+1 \ i+2 \\ \parallel \parallel \parallel \\ \text{birdcage} \\ \parallel \parallel \parallel \\ \dots \\ n \end{array} \end{array} \end{array}$$

In the second diagram we first rewrite $\alpha_t = -\frac{\alpha_s}{2} - \frac{\alpha_s}{2}$ and next use the polynomial relation (3.17), to take the first $-\frac{\alpha_s}{2}$ out of the birdcage to the left and the second $-\frac{\alpha_s}{2}$ out of the birdcage to the right. This will give rise to a cancellation of the first and the third terms in the expression for $U_i \cdot (L_i + L_{i+1} + L_{i+2})$ and so we have that

$$U_i \cdot (L_i + L_{i+1} + L_{i+2}) = \begin{array}{c} \begin{array}{c} 1 \ 2 \ 3 \\ \parallel \parallel \parallel \\ \dots \\ \begin{array}{c} i \ i+1 \ i+2 \\ \parallel \parallel \parallel \\ \text{birdcage} \\ \parallel \parallel \parallel \\ \dots \\ n \end{array} \end{array} \\ + \begin{array}{c} \begin{array}{c} 1 \ 2 \ 3 \\ \parallel \parallel \parallel \\ \dots \\ \begin{array}{c} i \ i+1 \ i+2 \\ \parallel \parallel \parallel \\ \text{birdcage} \\ \parallel \parallel \parallel \\ \dots \\ n \end{array} \end{array} \\ = - \begin{array}{c} \begin{array}{c} 1 \ 2 \ 3 \\ \parallel \parallel \parallel \\ \dots \\ \begin{array}{c} i \ i+1 \ i+2 \\ \parallel \parallel \parallel \\ \text{birdcage} \\ \parallel \parallel \parallel \\ \dots \\ n \end{array} \end{array} \end{array}$$

This last diagram is symmetric with respect to a horizontal reflection and so

$$U_i \cdot (L_i + L_{i+1} + L_{i+2}) = (L_i + L_{i+1} + L_{i+2}) \cdot U_i \quad (3.69)$$

as claimed. The Corollary is proved. \square

Remark 3.10. Combining the isomorphism $\mathbb{NB}_{n-1} \cong A_w$ with Lemma 3.5, we obtain a proof of Lemma 2.9.

Remark 3.11. All the results in this section consider the case $w = n_s$. Of course, they remain valid if we replace n_s by n_t .

4 THE BLOB ALGEBRA

In this section we briefly recall the homogeneous presentation and the graded cellular basis for the blob algebra \mathbb{B}_n , given in [22]. We also introduce certain subalgebras of \mathbb{B}_n that are obtained by idempotent truncation. These algebras will be the main objects of study in the next two sections.

4.1 KLR-type presentation for \mathbb{B}_n

Recall from Definition 2.1 that \mathbb{B}_n depends on the parameter $q \in \mathbb{F}$. In general, the quantum characteristic of $q \in \mathbb{F}$ is defined as the minimal integer $n \geq 0$ such that

$$1 + q + q^2 + \dots + q^{n-1} = 0 \quad (4.1)$$

with the convention that it is ∞ if no such n exists. We suppose from now on that $e < \infty$ is the quantum characteristic of q^2 . Set $I_e := \mathbb{Z}/e\mathbb{Z}$. The symmetric group \mathfrak{S}_n acts on the left on I_e^n via permutation of the coordinates I_e^n , that is $s_k \cdot \mathbf{i} := (i_1, \dots, i_{k+1}, i_k, \dots, i_n)$.

An element $\kappa = (\kappa_1, \kappa_2) \in I_e^2$ is called a *bi-charge*. We fix such a κ and assume that it is *adjacency-free*, that is $\kappa_2 - \kappa_1 \not\equiv 0, \pm 1 \pmod{e}$ for all $i \neq j$.

We now define a diagrammatical algebra $\mathbb{B}_n^{\text{diag}}(\kappa)$ by introducing some extra relations in the Khovanov-Lauda-Rouquier algebra, see [13].

Definition 4.1. A Khovanov-Lauda-Rouquier (KLR) diagram D for $\mathbb{B}_n^{\text{diag}}(\kappa)$ is a finite and decorated graph embedded in the strip $\mathbb{R} \times [0, 1]$. There are n arcs in D that may intersect transversally, but triple intersections are not allowed. The intersections of two arcs are called crosses. Each arc is decorated with an element of I_e and its segments may be decorated with a finite number of dots. Each arc intersects the top boundary $\mathbb{R} \times \{0\}$ and the bottom boundary $\mathbb{R} \times \{1\}$ in exactly one point. For the details concerning this definition, we refer the reader to [13].

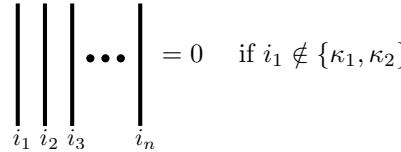
Here is an example of a KLR-diagram for $\mathbb{B}_8^{\text{diag}}(\kappa)$ with $e = 4$.



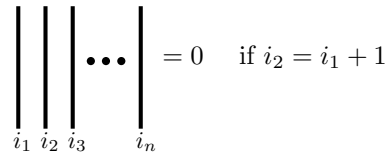
$$D = \quad (4.2)$$

A KLR-diagram D for $\mathbb{B}_n^{\text{diag}}(\kappa)$ gives rise to two residue sequences $\text{top}(D), \text{bot}(D) \in I_e^n$ obtained by reading the residues of the top and bottom boundary points from left to right. In the above example (4.2) we have that $\text{bot}(D) = (0, 0, 3, 3, 1, 2, 2, 1)$ and $\text{top}(D) = (0, 3, 0, 1, 2, 3, 2, 1)$.

Let us now define the algebra $\mathbb{B}_n^{\text{diag}}(\kappa)$. As an \mathbb{F} -vector space it consists of the \mathbb{F} -linear combinations of KLR-diagrams for $\mathbb{B}_n^{\text{diag}}(\kappa)$ modulo planar isotopy and modulo the following relations:



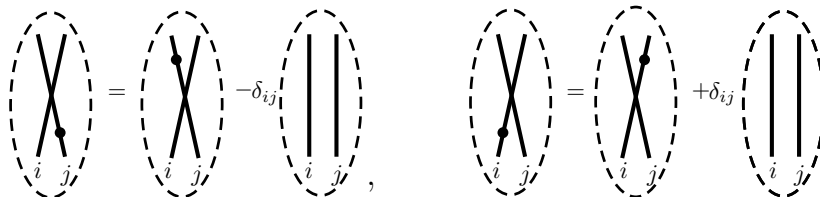
$$\begin{array}{c} | \\ | \\ | \\ \dots \\ | \\ i_1 \quad i_2 \quad i_3 \quad \dots \quad i_n \end{array} = 0 \quad \text{if } i_1 \notin \{\kappa_1, \kappa_2\} \quad (4.3)$$



$$\begin{array}{c} | \\ | \\ | \\ \dots \\ | \\ i_1 \quad i_2 \quad i_3 \quad \dots \quad i_n \end{array} = 0 \quad \text{if } i_2 = i_1 + 1 \quad (4.4)$$



$$\begin{array}{c} | \\ | \\ | \\ \dots \\ | \\ i_1 \quad i_2 \quad i_3 \quad \dots \quad i_n \end{array} = 0 \quad (4.5)$$



$$\begin{array}{c} \text{Crossing}(i, j, \text{dot on } i) \\ \text{Crossing}(i, j, \text{dot on } j) \end{array} = \begin{array}{c} \text{Crossing}(i, j, \text{dot on } i) \\ \text{Crossing}(i, j, \text{dot on } j) \end{array} \mp \delta_{ij} \begin{array}{c} | \\ | \\ i \\ j \end{array}, \quad \begin{array}{c} \text{Crossing}(i, j, \text{dot on } i) \\ \text{Crossing}(i, j, \text{dot on } j) \end{array} = \begin{array}{c} \text{Crossing}(i, j, \text{dot on } i) \\ \text{Crossing}(i, j, \text{dot on } j) \end{array} \pm \delta_{ij} \begin{array}{c} | \\ | \\ i \\ j \end{array} \quad (4.6)$$

where δ_{ij} is Kronecker delta. Moreover we have the usual braid relation

(4.7)

for all i, j, k except when $i = k = j \pm 1$. In those cases we have that

(4.8)

Finally we have the following quadratic relations

(4.9)

(4.10)

where $i \neq j, j \pm 1$. The identity element of $\mathbb{B}_n^{diag}(\kappa)$ is as follows

(4.11)

with $\mathbf{i} = (i_1, \dots, i_n) \in I_e^n$. For two diagrams D and D' for $\mathbb{B}_n^{diag}(\kappa)$, the multiplication DD' is defined via vertical concatenation with D on top of D' if $bot(D) = top(D')$. If $bot(D) \neq top(D')$ the product is defined to be zero. This product is extended to all $\mathbb{B}_n^{diag}(\kappa)$ by linearity.

Let ψ_i, y_i and $e(\mathbf{i})$ be the following elements of $\mathbb{B}_n^{diag}(\kappa)$ (where the upper indices refer to the positions rather than residues)

(4.12)

with $\mathbf{i} = (i_1, i_2, \dots, i_n)$. Then $\mathbb{B}_n^{diag}(\kappa)$ can also be described as the algebra generated by the generators ψ_i, y_i and $e(\mathbf{i})$ subject to relations (4.3) to (4.10) but now formulated in terms of ψ_i and y_i and $e(\mathbf{i})$. In particular, by the multiplication rule for $\mathbb{B}_n^{diag}(\kappa)$ we have that the $e(\mathbf{i})$'s are orthogonal idempotents

$$e(\mathbf{i})e(\mathbf{j}) = \delta_{\mathbf{i},\mathbf{j}}e(\mathbf{i}). \quad (4.13)$$

Remark 4.2. Let $R_n(\kappa)$ be the algebra with the same generators and relations as $\mathbb{B}_n^{diag}(\kappa)$, except relation (4.4), which is omitted. Then $R_n(\kappa)$ is the cyclotomic KLR-algebra, see for example [4]. Thus, $\mathbb{B}_n^{diag}(\kappa)$ is the quotient of $R_n(\kappa)$ by the ideal generated by (4.4).

The following Theorem is proved in [22]. It is fundamental for the results of this section.

Theorem 4.3. *Suppose that $1 < m < e - 1$ and that $\kappa = (0, m)$. Then κ is an adjacent-free bi-charge and $\mathbb{B}_n^{diag}(\kappa)$ is isomorphic to the blob algebra $\mathbb{B}_n(m)$.*

In view of the Theorem we simply write $\mathbb{B}_n = \mathbb{B}_n^{diag}(\kappa)$ in the following. We shall from now on fix $\kappa = (0, m)$.

Remark 4.4. In [22], relation (4.4) is formulated using the condition $i_2 = i_1 - 1$. On the other hand, as pointed out in Remark 1.4 of [9], this sign change is irrelevant. Indeed, let $\mathbb{B}'_n(m)$ be the algebra defined by the relations of [22]. Then there is an isomorphism $\mathbb{B}_n(e - m) \cong \mathbb{B}'_n(m)$, induced by

$$\psi_i \mapsto -\psi_i, y_i \mapsto -y_i, e(\mathbf{i}) \mapsto e(-\mathbf{i}). \quad (4.14)$$

We next recall the graded cellular basis for \mathbb{B}_n , constructed also in [22]. For this we need some combinatorial notions. A *one-column bipartition* of n is an ordered pair $\lambda = (1^{\lambda_1}, 1^{\lambda_2})$ with $\lambda_1, \lambda_2 \in \mathbb{Z}_{\geq 0}$ and $\lambda_1 + \lambda_2 = n$. We denote by Par_n^1 the set of all one-column bipartitions of n . Given $\lambda, \mu \in \text{Par}_n^1$ we write $\lambda \triangleleft \mu$ if $|\lambda_1 - \lambda_2| > |\mu_1 - \mu_2|$. This defines a partial order on Par_n^1 . We define the *Young diagram* of λ by

$$[\lambda] = \{(r, j) \mid 1 \leq j \leq 2 \text{ and } 1 \leq r \leq \lambda_j\}. \quad (4.15)$$

For $j = 1$ or $j = 2$ we refer to the elements of the form (r, j) as the *j 'th column* of $[\lambda]$ and in a similar way we define the *r 'th row* of $[\lambda]$. We represent graphically the elements of $[\lambda]$ as boxes in the plane. For instance, the Young diagram of $\lambda = (1^5, 1^6)$ is depicted in (4.16). A *tableau of shape λ* is a bijection $\mathfrak{t} : [\lambda] \rightarrow \{1, 2, \dots, n\}$. We represent \mathfrak{t} graphically via a labelling of the boxes of $[\lambda]$ according to the bijection \mathfrak{t} , that is the box (r, j) is labelled with $\mathfrak{t}(r, j)$.

We say that i is in the j 'th column (resp. r 'th row) of \mathfrak{t} if $\mathfrak{t}^{-1}(i)$ is in the j 'th column (resp. r 'th row) of $[\lambda]$. We denote by $\text{Tab}(\lambda)$ the set of all tableaux of shape λ . We write $\text{shape}(\mathfrak{t}) = \lambda$ if $\mathfrak{t} \in \text{Tab}(\lambda)$. A tableau is called *standard* if its entries are increasing along each column. Two examples of standard tableaux of shape $\lambda = (1^5, 1^6)$ are given below

$$[\lambda] = \left(\begin{array}{|c|} \hline \square \\ \hline \square \\ \hline \square \\ \hline \square \\ \hline \square \\ \hline \end{array}, \begin{array}{|c|} \hline \square \\ \hline \square \\ \hline \square \\ \hline \square \\ \hline \square \\ \hline \end{array} \right), \quad \mathfrak{s} = \left(\begin{array}{|c|} \hline 1 \\ \hline 2 \\ \hline 3 \\ \hline 10 \\ \hline 11 \\ \hline \end{array}, \begin{array}{|c|} \hline 4 \\ \hline 5 \\ \hline 6 \\ \hline 7 \\ \hline 8 \\ \hline 9 \\ \hline \end{array} \right), \quad \mathfrak{t} = \left(\begin{array}{|c|} \hline 1 \\ \hline 3 \\ \hline 5 \\ \hline 7 \\ \hline 9 \\ \hline \end{array}, \begin{array}{|c|} \hline 2 \\ \hline 4 \\ \hline 6 \\ \hline 8 \\ \hline 10 \\ \hline 11 \\ \hline \end{array} \right) \quad (4.16)$$

We denote by $\text{Std}(\lambda)$ the set of all standard tableaux of shape $[\lambda]$. We define $\mathfrak{t}^\lambda \in \text{Std}(\lambda)$ as the standard tableau in which the numbers $\{1, 2, \dots, n\}$ are filled in increasingly along the rows of $[\lambda]$. For instance, if $\lambda = (1^5, 1^6)$ then \mathfrak{t}^λ corresponds to the standard tableau \mathfrak{t} in (4.16). The symmetric group \mathfrak{S}_n acts faithfully on the right on $\text{Tab}(\lambda)$ by permuting the entries inside a given tableau. Given $\mathfrak{t} \in \text{Std}(\lambda)$ we define $d(\mathfrak{t}) \in \mathfrak{S}_n$ by the condition $\mathfrak{t} = \mathfrak{t}^\lambda d(\mathfrak{t})$. Let s_i be the simple transposition $(i, i + 1) \in \mathfrak{S}_n$ and let $S_n = \{s_1, \dots, s_{n-1}\}$. Then it is well known that the pair (\mathfrak{S}_n, S_n) is a Coxeter system. For $w \in \mathfrak{S}_n$ and a reduced expression $\underline{w} = s_{i_1} \cdots s_{i_k}$ of w we define

$$\psi_{\underline{w}} := \psi_{i_1} \cdots \psi_{i_k} \in \mathbb{B}_n. \quad (4.17)$$

In particular, for $\mathfrak{t} \in \text{Std}(\lambda)$ we define $\psi_{d(\mathfrak{t})} := \psi_{\underline{d(\mathfrak{t})}}$, where $\underline{d(\mathfrak{t})}$ is any reduced expression for $d(\mathfrak{t})$. It can be shown that $\psi_{d(\mathfrak{t})}$ is independent of the choice of reduced expression.

It follows from the the relations for \mathbb{B}_n that there is a \mathbb{Z} -grading on \mathbb{B}_n given by

$$\deg(e(\mathbf{i})) = 0, \quad \deg(y_i) = 2, \quad \deg(\psi_j e(\mathbf{i})) = \begin{cases} -2, & \text{if } i_j = i_{j+1}; \\ 1, & \text{if } i_j = i_{j+1} \pm 1; \\ 0, & \text{otherwise.} \end{cases} \quad (4.18)$$

It also follows from the relations for \mathbb{B}_n that the reflection along a horizontal axis defines an anti-automorphism $*$ of \mathbb{B}_n . It fixes the generators ψ_i, y_i and $e(\mathbf{i})$.

For a box $A = (r, j)$ we define its *residue* by $\text{res}(A) := \kappa_j - (r - 1) \in I_e$, that is

$$\text{res}(A) := \begin{cases} -(r - 1), & \text{if } j = 1; \\ m - (r - 1), & \text{if } j = 2. \end{cases} \quad (4.19)$$

Given a tableau \mathfrak{t} we define its *residue sequence* by $\mathbf{i}^{\mathfrak{t}} := (i_1, \dots, i_n) \in I_e^n$, where $i_k = \text{res}(\mathfrak{t}^{-1}(k))$. For notational convenience we define $\mathbf{i}^\lambda := \mathbf{i}^{\mathfrak{t}^\lambda}$ for $\lambda \in \text{Par}_n^1$.

We are now in position to define the elements of the graded cellular basis for \mathbb{B}_n . Let $\lambda \in \text{Par}_n^1$ and $\mathfrak{s}, \mathfrak{t} \in \text{Std}(\lambda)$. We define

$$m_{\mathfrak{s}\mathfrak{t}}^\lambda := \psi_{d(\mathfrak{s})}^* e(\mathbf{i}^\lambda) \psi_{d(\mathfrak{t})} \quad (4.20)$$

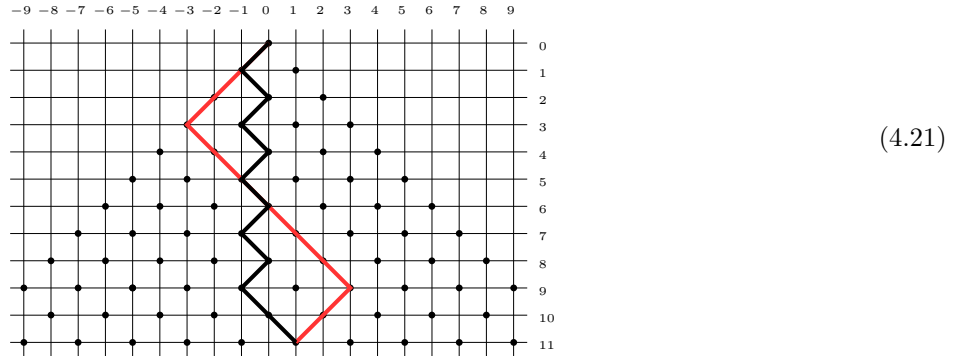
The following is the main result of [22].

Theorem 4.5. *The set $\mathcal{C}_n := \{m_{\mathfrak{s}\mathfrak{t}}^\lambda \mid \mathfrak{s}, \mathfrak{t} \in \text{Std}(\lambda), \lambda \in \text{Par}_n^1\}$ is a graded cellular basis for \mathbb{B}_n , in the sense of [11], with respect to the order \triangleleft and the degree function given by $\text{deg}(\mathfrak{t}) = \text{deg}(m_{\mathfrak{t}\mathfrak{t}}^\lambda)$.*

We now explain an algorithm for producing a reduced expression for the elements $d(\mathfrak{t})$. This algorithm has already been used in the previous papers [22], [9], [6] and [15].

We first need to reinterpret standard tableaux as paths on the Pascal triangle. This is a generalization of the correspondence, explained in the paragraph prior to (2.24), between usual two-column standard tableaux and walks in a coordinate system. Let $\mathfrak{t} \in \text{Std}(\lambda)$. Then we define $p_{\mathfrak{t}} : \{0, 1, \dots, n\} \rightarrow \mathbb{Z}$ as the function given recursively by $p_{\mathfrak{t}}(0) = 0$ and $p_{\mathfrak{t}}(k) = p_{\mathfrak{t}}(k-1) + 1$ (resp. $p_{\mathfrak{t}}(k) = p_{\mathfrak{t}}(k-1) - 1$) if k is located in the second (resp. first) column of \mathfrak{t} . Moreover, we define $P_{\mathfrak{t}} : [0, n] \rightarrow \mathbb{R}^2$ as the piecewise linear path such that $P_{\mathfrak{t}}(k) = (p_{\mathfrak{t}}(k), k)$ for $k = 0, 1, \dots, n$ and such that $P_{\mathfrak{t}}|_{[k, k+1]}$ is a line segment for all $k = 0, 1, \dots, n-1$.

We depict $P_{\mathfrak{t}}$ graphically inside the standard two-dimensional coordinate system, but reflected through the x -axis. For instance, if \mathfrak{s} and \mathfrak{t} are the standard tableaux in (4.16) then $P_{\mathfrak{s}}$ and $P_{\mathfrak{t}}$ are depicted in (4.21), with $P_{\mathfrak{s}}$ in red and $P_{\mathfrak{t}}$ in black. In general, we denote by P_λ the path obtained from the tableau \mathfrak{t}^λ . Thus in (4.21) we have that $P_{\mathfrak{t}} = P_\lambda$ for $\lambda = (1^5, 1^6)$.



Note that in general the integral values of $P_{\mathfrak{t}}$ belong to the set $\{(p, k) \mid k \in \mathbb{Z}_{\geq 0}, p = -k, -k+2, \dots, k-2, k\}$. This set has a Pascal triangle structure which is why we say that standard tableaux correspond to paths on the Pascal triangle.

It is clear that the map $\mathfrak{t} \mapsto P_{\mathfrak{t}}$ defines a bijection between $\text{Std}(\lambda)$ and the set of all such piecewise linear paths with final vertex $(\lambda_2 - \lambda_1, n)$. For this reason, we sometimes identify λ with the point $(\lambda_2 - \lambda_1, n)$.

Suppose now that both \mathfrak{t} and \mathfrak{t}_{s_k} are standard tableaux for some $\lambda \in \text{Par}_n^1$ and $s_k \in S$. Then k and $k+1$ are in different columns of \mathfrak{t} and so we conclude that the functions $p_{\mathfrak{t}}$ and $p_{\mathfrak{t}_{s_k}}$ are equal except that $p_{\mathfrak{t}}(k) = p_{\mathfrak{t}_{s_k}}(k) \pm 2$, and hence also the paths $P_{\mathfrak{t}}$ and $P_{\mathfrak{t}_{s_k}}$ are equal except in the interval $[k-1, k+1]$ where they are related in the following two possible ways

$$P_{\mathfrak{t}} = \begin{array}{c} p \\ \begin{array}{|c|c|c|} \hline & & \\ \hline & & \\ \hline & & \\ \hline & & \\ \hline \end{array} \\ k \end{array} \quad P_{\mathfrak{t}_{s_k}} = \begin{array}{c} p \\ \begin{array}{|c|c|c|} \hline & & \\ \hline & & \\ \hline & & \\ \hline & & \\ \hline \end{array} \\ k \end{array} \quad \text{or} \quad P_{\mathfrak{t}} = \begin{array}{c} p \\ \begin{array}{|c|c|c|} \hline & & \\ \hline & & \\ \hline & & \\ \hline & & \\ \hline \end{array} \\ k \end{array} \quad P_{\mathfrak{t}_{s_k}} = \begin{array}{c} p \\ \begin{array}{|c|c|c|} \hline & & \\ \hline & & \\ \hline & & \\ \hline & & \\ \hline \end{array} \\ k \end{array} \quad (4.22)$$

Conversely, if \mathfrak{s} and \mathfrak{t} are standard tableaux in $\text{Std}(\lambda)$ such that $P_{\mathfrak{s}}$ and $P_{\mathfrak{t}}$ are equal except in the interval $[k-1, k+1]$ where they are related as in (4.22), then we have that $\mathfrak{s} = \mathfrak{t}_{s_k}$. Let us now consider the following algorithm.

Algorithm 4.6. Let $\lambda \in \text{Par}_n^1$ and $\mathfrak{t} \in \text{Std}(\lambda)$. Then we define a sequence $\text{seq} := (s_{i_1}, s_{i_2}, \dots, s_{i_N})$ of elements of S_n as follows.

Step 1. Set $P_0 := P_\lambda$. If $P_0 \neq P_t$ then choose i_1 any such that $t^\lambda s_{i_1} \in \text{Std}(\lambda)$ and such that the area bounded by $P_1 := P_{t^\lambda s_{i_1}}$ and P_t is strictly smaller than the area bounded by P_0 and P_t .

Step 2. If $P_1 = P_t$ then the algorithm stops with $seq := (s_{i_1})$. Otherwise choose any i_2 such that $t^\lambda s_{i_1} s_{i_2} \in \text{Std}(\lambda)$ and such that the area bounded by $P_2 := P_{t^\lambda s_{i_1} s_{i_2}}$ and P_t is strictly smaller than the area bounded by P_1 and P_t .

Step 3. If $P_2 = P_t$ then the algorithm stops with $seq := (s_{i_1}, s_{i_2})$. Otherwise choose any i_3 such that $t^\lambda s_{i_1} s_{i_2} s_{i_3} \in \text{Std}(\lambda)$ and such that the area bounded by $P_3 := P_{t^\lambda s_{i_1} s_{i_2} s_{i_3}}$ and P_t is strictly smaller than the area bounded by P_2 and P_t .

Step 4. Repeat until $P_N = P_t$. The resulting sequence $seq = (s_{i_1}, s_{i_2}, \dots, s_{i_N})$ gives rise to a reduced expression for $d(t)$ via $d(t) = s_{i_1} s_{i_2} \cdots s_{i_N}$.

Note that it follows from (4.22) that the i_k 's in **Step 2** and **Step 3** do exist and so the Algorithm 4.6 makes sense. For example in the case of the tableau \mathfrak{s} from (4.16) we get, using (4.21), that for example

$$d(\mathfrak{s}) = s_2 s_4 s_3 s_7 s_9 s_8 s_{10} s_9 \quad (4.23)$$

is a reduced expression for $d(\mathfrak{s})$. For completeness, we now present a proof of the correctness of the Algorithm.

Theorem 4.7. *Algorithm 4.6 computes a reduced expression for $d(\mathfrak{s})$.*

Proof: This is a statement about the symmetric group \mathfrak{S}_n viewed as a Coxeter group. Let $\mathfrak{t}_k := t^\lambda s_{i_1} s_{i_1} \cdots s_{i_k}$ be the tableau constructed after k steps of the algorithm. Then we have that $d(\mathfrak{t}_k) = s_{i_1} s_{i_1} \cdots s_{i_k}$ and we must show that $l(s_{i_1} s_{i_1} \cdots s_{i_k}) = k$ where $l(\cdot)$ is the length function for \mathfrak{S}_n . We therefore identify $d(\mathfrak{t}_k)$ with a permutation of $\{1, 2, \dots, n\}$ via the row reading for \mathfrak{t}_k . To be precise, using the usual one line notation for permutations, we write

$$d(\mathfrak{t}_k) = \boxed{\mathfrak{t}_k((t^\lambda)^{-1}(1)) \quad \mathfrak{t}_k((t^\lambda)^{-1}(2)) \quad \dots \quad \mathfrak{t}_k((t^\lambda)^{-1}(n))} \quad (4.24)$$

We call this the *one line representation* for $d(\mathfrak{t}_k)$. If for example $\mathfrak{t}_k = \mathfrak{s}$ from (4.16) then we have the following one line representation for $d(\mathfrak{t}_k)$

$$d(\mathfrak{s}) = \boxed{1 \quad 4 \quad 2 \quad 5 \quad 3 \quad 6 \quad 10 \quad 7 \quad 11 \quad 8 \quad 9} \quad (4.25)$$

whereas for $\mathfrak{t}_k = t^\lambda$ from (4.16) we have the identity one line representation, that is

$$d(t^\lambda) = \boxed{1 \quad 2 \quad 3 \quad 4 \quad 5 \quad 6 \quad 7 \quad 8 \quad 9 \quad 10 \quad 11} \quad (4.26)$$

In general, by the Coxeter theory for \mathfrak{S}_n , we have that $l(d(\mathfrak{t}_k))$ is the number of *inversions* of the one line representation of $d(\mathfrak{t}_k)$ that is

$$l(d(\mathfrak{t}_k)) = \text{inv}(d(\mathfrak{t}_k)) := |\{(i, j) : i < j \text{ and } \mathfrak{t}_k((t^\lambda)^{-1}(i)) > \mathfrak{t}_k((t^\lambda)^{-1}(j))\}| \quad (4.27)$$

To prove the Theorem we must now show that $\text{inv}(d(\mathfrak{t}_k)) = k$. We proceed by induction on k . For $k = 0$ we have that $\text{inv}(d(\mathfrak{t}_k)) = \text{inv}(d(t^\lambda)) = 0$, see (4.26), and so the induction basis is ok. We next assume that $\text{inv}(d(\mathfrak{t}_{k-1})) = k - 1$ and must show that $\text{inv}(d(\mathfrak{t}_k)) = k$. At step k of Algorithm 4.6, we have that $\mathfrak{t}_{k-1}, \mathfrak{t}_k \in \text{Std}(\lambda)$ and $\mathfrak{t}_{k-1} s_{i_k} = \mathfrak{t}_k$ and hence \mathfrak{t}_{k-1} and \mathfrak{t}_k are in one of the two situations described in 4.22. Let p be as in 4.22. Then, since \mathfrak{t}_k is closer to t than \mathfrak{t}_{k-1} , we have that \mathfrak{t}_{k-1} and \mathfrak{t}_k are in the first situation of 4.22 if $p \leq -1$ and in the second situation of 4.22 if $p \geq 0$. In other words, the first situation of 4.22 only takes places in the left half of the Pascal triangle (4.21) and the second situation of 4.22 only takes places in the right half of the Pascal triangle (4.21), with the vertical axis $p = 0$ is included.

These two situations translate into the following two possible relative positions for k and $k + 1$ in \mathfrak{t}_{k-1} .

$$\left(\begin{array}{|c|} \hline * \\ \hline * \\ \hline * \\ \hline \vdots \\ \hline k+1 \\ \hline * \\ \hline * \\ \hline \end{array} \right), \left(\begin{array}{|c|} \hline * \\ \hline \vdots \\ \hline k \\ \hline * \\ \hline * \\ \hline * \\ \hline \end{array} \right), \left(\begin{array}{|c|} \hline * \\ \hline * \\ \hline * \\ \hline \vdots \\ \hline k+1 \\ \hline * \\ \hline * \\ \hline \end{array} \right), \left(\begin{array}{|c|} \hline * \\ \hline \vdots \\ \hline k \\ \hline * \\ \hline * \\ \hline * \\ \hline \end{array} \right) \quad (4.28)$$

Here, in both tableaux k and $k + 1$ are in different columns, but in the first tableau, corresponding to $p < 0$, we have that $k + 1$ is in a strictly lower row than k , whereas in the second tableau, corresponding to $p \geq 0$, we have that $k + 1$ is in a lower or equal row than k .

On the other hand, in each of the two cases of (4.28) we have that k appears before $k + 1$ in the one line representation for t_{k-1} and so $\text{inv}(d(t_k)) = \text{inv}(d(t_{k-1})) + 1$. This proves the Theorem. \square

Remark 4.8. We remark that the reduced expression for $d(\mathfrak{s})$ obtained via Algorithm 4.6 is by no means unique. In general, we have many choices for the i_k 's and the reduced expression obtained depends on the choices we make. On the other hand, it is known that $d(\mathfrak{s})$ is fully commutative. In other words, any two reduced expressions for $d(\mathfrak{s})$ are related via the commuting braid relations.

4.2 Idempotent truncations of \mathbb{B}_n

From now on we shall study a certain subalgebra of \mathbb{B}_n that arises from idempotent truncation of \mathbb{B}_n . This subalgebra has already appeared in the literature, for example in [6], [15].

Definition 4.9. Suppose that $\lambda \in \text{Par}_n^1$. Then the subalgebra $\mathbb{B}_n(\lambda)$ of \mathbb{B}_n is defined as

$$\mathbb{B}_n(\lambda) := e(i^\lambda)\mathbb{B}_n e(i^\lambda). \quad (4.29)$$

Let us mention the following Lemma without proof.

Lemma 4.10. Let $\lambda = (1^{\lambda_1}, 1^{\lambda_2}) \in \text{Par}_n^1$. Set $\mu := (1^{\lambda_2}, 1^{\lambda_1}) \in \text{Par}_n^1$ and $\nu = (1^{\lambda_1-M}, 1^{\lambda_2-M}) \in \text{Par}_{2, n-2M}^1$ where $M = \min\{\lambda_1, \lambda_2\}$. There is an isomorphism $\mathbb{B}_n(\lambda) \cong \mathbb{B}_{n-2M}(\nu)$ of \mathbb{F} -algebras.

We shall from now on fix λ of the form

$$\lambda = (1^n, 1^0). \quad (4.30)$$

Remark 4.11. When defining $\mathbb{B}_n(\lambda)$ we could have taken more general λ , but in view of the Lemma it is enough to consider λ either of the form $(1^n, 1^0)$ or $\mu := (1^0, 1^n)$. Moreover, using the notation and isomorphism of Remark 4.1 we have that

$$e(i^\mu)\mathbb{B}_n e(i^\mu) \cong e(i^\lambda)\mathbb{B}'_n(e-m)e(i^\lambda). \quad (4.31)$$

On the other hand, the methods and results for $\mathbb{B}_n(\lambda)$ that we shall develop during the rest of the paper will have almost identical analogues for the right hand side of (4.31), as the reader will notice during the lecture, with the only difference that one-column bipartitions and tableaux are replaced by one-row bipartitions and tableaux. Thus, there is no loss of generality in assuming that λ is of the form given in (4.30).

One of the advantages of the choice of λ in (4.30) is that the residue sequence i^λ is particularly simple since it decreases in steps by one. Let us state it for future reference

$$i^\lambda = (0, -1, -2, -3, \dots, -n + 1) \in I_e^n. \quad (4.32)$$

In the main theorems of this section we shall find generators for $\mathbb{B}_n(\lambda)$, verifying the same relations as the generators $\mathbb{N}\mathbb{B}_n$ or $\widetilde{\mathbb{N}}\mathbb{B}_n$. The following series of definitions and recollections of known results from the literature are aimed at introducing these generators.

It follows from general principles that $\mathbb{B}_n(\lambda)$ is a graded cellular algebra with identity element $e(i^\lambda)$. Let us describe the corresponding cellular basis. Set first $\text{Std}(\text{Par}_n^1) := \bigcup_{\mu \in \text{Par}_n^1} \text{Std}(\mu)$ and define for $i \in I_e^n$:

$$\text{Std}(i) := \{t \in \text{Std}(\text{Par}_n^1) \mid i^t = i\}. \quad (4.33)$$

Furthermore, for $\mu \in \text{Par}_n^1$ define

$$\text{Std}_\lambda(\mu) := \text{Std}(i^\lambda) \cap \text{Std}(\mu). \quad (4.34)$$

Then we have the following Lemma.

Lemma 4.12. a) For $\mathfrak{s}, t \in \text{Std}(\mu)$ we have that

$$e(i^\mu)\psi_{d(t)} = \psi_{d(t)}e(i^\mu) \quad \text{and} \quad \psi_{d(\mathfrak{s})}^*e(i^\mu) = e(i^\mathfrak{s})\psi_{d(\mathfrak{s})}^*. \quad (4.35)$$

b) The set $\mathcal{C}_n(\lambda) := \{m_{\mathfrak{s}\mathfrak{t}}^\mu \mid \mathfrak{s}, \mathfrak{t} \in \text{Std}(\mathbf{i}^\lambda), \mu = \text{shape}(\mathfrak{s}) = \text{shape}(\mathfrak{t})\}$ is a graded cellular basis for $\mathbb{B}_n(\lambda)$.

Proof. From the multiplication rule in \mathbb{B}_n we have that $\psi_k e(\mathbf{i}) = e(s_k \mathbf{i}) \psi_k$ for any $k = 1, \dots, n-1$ and $\mathbf{i} \in I_e^n$. Hence if $d(\mathfrak{t}) = s_{i_1} s_{i_2} \cdots s_{i_N}$ is a reduced expression we get that

$$e(\mathbf{i}^\mu) \psi_{d(\mathfrak{t})} = \psi_{d(\mathfrak{t})} e(s_{i_N} \cdots s_{i_2} s_{i_1} \mathbf{i}^\mu) = \psi_{d(\mathfrak{t})} e(\mathbf{i}^\mathfrak{t}), \quad (4.36)$$

proving the first formula of a). The second formula of a) is proved the same way. On the other hand, by using a) and (4.13) we obtain

$$e(\mathbf{i}^\lambda) m_{\mathfrak{s}\mathfrak{t}}^\mu e(\mathbf{i}^\lambda) = e(\mathbf{i}^\lambda) \psi_{d(\mathfrak{s})}^* e(\mathbf{i}^\mu) \psi_{d(\mathfrak{t})} e(\mathbf{i}^\lambda) = e(\mathbf{i}^\lambda) e(\mathbf{i}^\mathfrak{s}) \psi_{d(\mathfrak{s})}^* \psi_{d(\mathfrak{t})} e(\mathbf{i}^\mathfrak{t}) e(\mathbf{i}^\lambda) = \delta_{\mathbf{i}^\mathfrak{s}, \mathbf{i}^\lambda} \delta_{\mathbf{i}^\mathfrak{t}, \mathbf{i}^\lambda} m_{\mathfrak{s}\mathfrak{t}}^\mu \quad (4.37)$$

and so b) follows. \square

We now introduce an \tilde{A}_1 alcove geometry on \mathbb{R}^2 . For each $j \in \mathbb{Z}$ we introduce a *wall* M_j in \mathbb{R}^2 via

$$M_j := \{(j-1)e + m, a \mid a \in \mathbb{R}\} \subset \mathbb{R}^2. \quad (4.38)$$

The connected components of $\mathbb{R}^2 \setminus \bigcup_j M_j$ are called *alcoves* and the alcove containing $(0, 0)$ is denoted by \mathcal{A}^0 and is called the *fundamental alcove*. Recall that we have fixed W as the infinite dihedral group with generators s and t . We view W as the reflection group associated with this alcove geometry, where s and t are the reflections through the walls M_0 and M_1 , respectively. This defines a right action of W on \mathbb{R}^2 and on the set of alcoves. For $w \in W$, we write $\mathcal{A}^w := \mathcal{A}^0 \cdot w$.

Let $P : [0, n] \rightarrow \mathbb{R}^2$ be a path on the Pascal triangle and suppose that $P(k) \in M_j$ for some integers k and j . Let r_j be the reflection through the wall M_j . We then define a new path $P^{(k,j)}$ by applying r_j to the part of P that comes after $P(k)$, that is

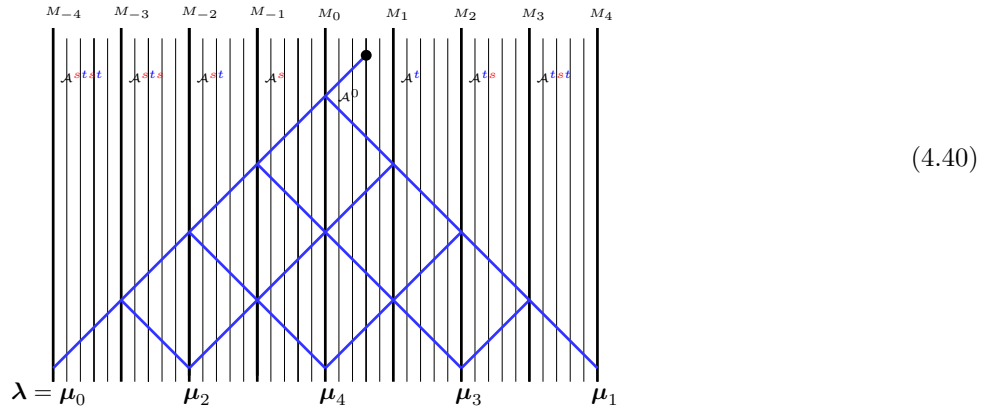
$$P^{(k,j)}(t) := \begin{cases} P(t), & \text{if } 0 \leq t \leq k; \\ P(t)r_j, & \text{if } k \leq t \leq n. \end{cases} \quad (4.39)$$

For two paths on the Pascal triangle we write $P \stackrel{(k,j)}{\sim} Q$ if $Q = P^{(k,j)}$ and denote by \sim the equivalence relation on the paths on the Pascal triangle induced by the $\stackrel{(k,j)}{\sim}$'s. Then we have the following Lemma which is a straightforward consequence of the definitions.

Lemma 4.13. *Suppose that $\mathfrak{s}, \mathfrak{t} \in \text{Std}(\text{Par}_n^1)$. Then $\mathbf{i}^\mathfrak{s} = \mathbf{i}^\mathfrak{t}$ if and only if $P_\mathfrak{s} \sim P_\mathfrak{t}$.*

We can now provide an alcove geometrical description of $\text{Std}(\mathbf{i}^\lambda)$. It is a direct consequence of Lemma 4.13.

Lemma 4.14. *Let $[P_\lambda]$ be the equivalence class of P_λ under the equivalence relation \sim . Then, $\text{Std}(\mathbf{i}^\lambda) = [P_\lambda]$.*



In (4.40) we indicate for $m = 2, e = 5$ and $n = 23$ the paths corresponding to elements in $\text{Std}(\mathbf{i}^\lambda)$, according to Lemma 4.16. The path P_λ is the one to the extreme left. The endpoints of the paths are enumerated according to the order relation \triangleleft on Par_n^1 , with $\mu_0 = \lambda$, μ_1 the rightmost path, and so on.

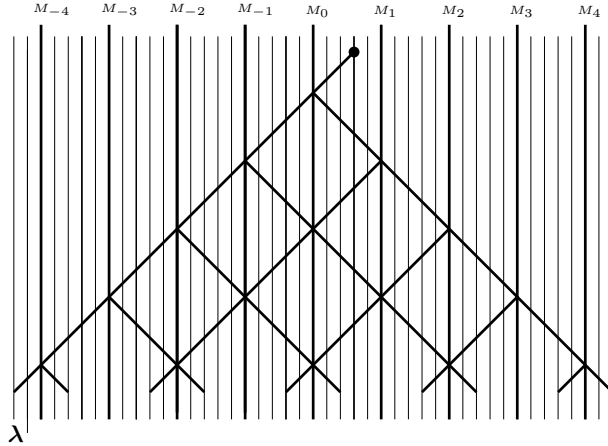
To illustrate the connection between paths and tableaux, we present in (4.42) the six elements of $\text{Std}_\lambda(\mu_4)$ for (4.40) as tableaux. We have colored the entries of each tableau by *blocks*. The *zero'th block* corresponds to the path segment from the origin $(0, 0)$ to the first wall M_0 and its entries have been colored red. The first *full block*

corresponds to the path segment from M_0 to the next wall which may be either M_{-1} or M_1 depending on the tableau and the corresponding elements have been colored blue, and so on. We shall give the precise definition of full blocks shortly.

In (4.42) we have also given the *residue tableau* $\text{res } \mu_4$ for μ_4 . By definition, it is obtained from $[\mu_4]$ by decorating each node A with its residue $\text{res}(A)$. Using it, one checks that for each $\mathfrak{t} \in \text{Std}_\lambda(\mu_4)$ the corresponding residue sequence is i^λ , as it should be:

$$i^\lambda = i^{\mathfrak{t}} = (0, 4, 3, 2, 1, 0, 4, 3, 2, 1, 0, 4, 3, 2, 1, 0, 4, 3, 2, 1, 0, 4, 3, 2, 1) \quad (4.41)$$

$$\text{Std}_\lambda(\mu_4) = \left(\begin{array}{c|c} \begin{array}{c} 1 \\ 2 \\ 3 \\ 4 \\ 5 \\ 6 \\ 7 \\ 8 \\ 9 \\ 10 \\ 11 \\ 12 \\ 13 \end{array} & \begin{array}{c} 14 \\ 15 \\ 16 \\ 17 \\ 18 \\ 19 \\ 20 \\ 21 \\ 22 \\ 23 \end{array} \\ \hline \begin{array}{c} 1 \\ 2 \\ 3 \\ 4 \\ 5 \\ 6 \\ 7 \\ 8 \\ 9 \\ 10 \\ 11 \\ 12 \\ 13 \end{array} & \begin{array}{c} 9 \\ 10 \\ 11 \\ 12 \\ 13 \\ 14 \\ 15 \\ 16 \\ 17 \\ 18 \end{array} \\ \hline \begin{array}{c} 1 \\ 2 \\ 3 \\ 4 \\ 5 \\ 6 \\ 7 \\ 8 \\ 9 \\ 10 \\ 11 \\ 12 \\ 13 \end{array} & \begin{array}{c} 4 \\ 5 \\ 6 \\ 7 \\ 8 \\ 9 \\ 10 \\ 11 \\ 12 \\ 13 \\ 14 \\ 15 \\ 16 \\ 17 \\ 18 \end{array} \\ \hline \begin{array}{c} 1 \\ 2 \\ 3 \\ 4 \\ 5 \\ 6 \\ 7 \\ 8 \\ 9 \\ 10 \\ 11 \\ 12 \\ 13 \end{array} & \begin{array}{c} 9 \\ 10 \\ 11 \\ 12 \\ 13 \\ 14 \\ 15 \\ 16 \\ 17 \\ 18 \\ 19 \\ 20 \\ 21 \\ 22 \\ 23 \end{array} \\ \hline \begin{array}{c} 1 \\ 2 \\ 3 \\ 4 \\ 5 \\ 6 \\ 7 \\ 8 \\ 9 \\ 10 \\ 11 \\ 12 \\ 13 \end{array} & \begin{array}{c} 4 \\ 5 \\ 6 \\ 7 \\ 8 \\ 9 \\ 10 \\ 11 \\ 12 \\ 13 \\ 14 \\ 15 \\ 16 \\ 17 \\ 18 \end{array} \\ \hline \begin{array}{c} 1 \\ 2 \\ 3 \\ 4 \\ 5 \\ 6 \\ 7 \\ 8 \\ 9 \\ 10 \\ 11 \\ 12 \\ 13 \end{array} & \begin{array}{c} 4 \\ 5 \\ 6 \\ 7 \\ 8 \\ 9 \\ 10 \\ 11 \\ 12 \\ 13 \\ 14 \\ 15 \\ 16 \\ 17 \\ 18 \end{array} \end{array} \right), [\text{res } \mu_4] = \left(\begin{array}{c|c} \begin{array}{c} 0 \\ 4 \\ 3 \\ 2 \\ 1 \\ 0 \\ 4 \\ 3 \\ 2 \\ 1 \\ 0 \\ 4 \\ 3 \\ 2 \\ 1 \\ 0 \\ 4 \\ 3 \\ 2 \\ 1 \\ 0 \\ 4 \\ 3 \\ 2 \\ 1 \end{array} & \begin{array}{c} 2 \\ 1 \\ 0 \\ 4 \\ 3 \\ 2 \\ 1 \\ 0 \\ 2 \\ 1 \\ 3 \\ 0 \\ 1 \\ 0 \\ 2 \\ 4 \\ 1 \\ 3 \\ 0 \\ 4 \\ 1 \\ 3 \\ 0 \\ 2 \\ 4 \\ 3 \end{array} \\ \hline \begin{array}{c} 0 \\ 4 \\ 3 \\ 2 \\ 1 \\ 0 \\ 4 \\ 3 \\ 2 \\ 1 \\ 0 \\ 4 \\ 3 \\ 2 \\ 1 \\ 0 \\ 4 \\ 3 \\ 2 \\ 1 \\ 0 \\ 4 \\ 3 \\ 2 \\ 1 \end{array} & \begin{array}{c} 2 \\ 1 \\ 0 \\ 4 \\ 3 \\ 2 \\ 1 \\ 0 \\ 2 \\ 1 \\ 3 \\ 0 \\ 1 \\ 0 \\ 2 \\ 4 \\ 1 \\ 3 \\ 0 \\ 4 \\ 1 \\ 3 \\ 0 \\ 2 \\ 4 \\ 3 \end{array} \end{array} \right) \quad (4.42)$$



$$(4.43)$$

The structure of $\text{Std}(i^\lambda)$ depends on whether λ is *singular* or *regular*:

Definition 4.15. Let the integers $K_{n,m} = K$ and $0 \leq R_{n,m} = R < e$ be defined via integer division $n - (e - m) = Ke + R$. Then we say that λ is *singular* if $R = 0$ and otherwise we say λ that is *regular*. Graphically, λ is *singular* if it is located on a wall, otherwise it is *regular*.

The paths in (4.40) represent a singular situation whereas the paths in (4.43) represent a regular situation. In both cases, regular or singular, the cardinality $|\text{Std}_\lambda(\mu)|$ is given by binomial coefficients and so we have the following Lemma.

Lemma 4.16. a) Let $[P_\lambda]$ be the equivalence class of P_λ under the equivalence relation \sim . Then, $\text{Std}(i^\lambda) = [P_\lambda]$.

b) Suppose that λ is singular. Then $\sum_{\mu \in [P_\lambda](n)} |\text{Std}_\lambda(\mu)|^2 = \binom{2K}{K}$.

c) Suppose that λ is regular. Then $\sum_{\mu \in [P_\lambda](n)} |\text{Std}_\lambda(\mu)|^2 = 2 \binom{2K}{K}$.

We now define the integer valued function

$$f_{n,m}(j) = f(j) := -m + je \text{ for } j \in \mathbb{Z}_+. \quad (4.44)$$

Then for $\mathfrak{t} \in \text{Std}_\lambda(\boldsymbol{\mu})$ we have that $k = f(1), f(2), \dots, f(K)$ are the values of k such that $P_{\mathfrak{t}}(k)$ belongs to a wall M_j and we then define for $i = 1, 2, \dots, K$ the i 'th *full block* for λ as the set

$$B_i := [f(i) + 1, f(i) + 2, \dots, f(i) + e]. \quad (4.45)$$

For example, in the situations (4.40) and (4.43) we have the following full blocks

$$B_1 = [4, 5, 6, 7, 8], B_2 = [9, 10, 11, 12, 13], B_3 = [14, 15, 16, 17, 18], B_4 = [19, 20, 21, 22, 23]. \quad (4.46)$$

For $1 \leq i < K$ we next define $U_i \in \mathfrak{S}_n$ as the order preserving permutation that interchanges the blocks B_i and B_{i+1} that is

$$U_i := (f(i) + 1, f(i + 1) + 1)(f(i) + 2, f(i + 1) + 2) \cdots (f(i) + e, f(i + 1) + e). \quad (4.47)$$

For example, in the situation (4.46) we have

$$U_1 = (4, 9)(5, 10)(6, 11)(7, 12)(8, 13) \quad (4.48)$$

written as a product of non-simple transpositions. We need a reduced expression for (4.47) and therefore for $i \leq j$ of the same parity we introduce the following element of \mathfrak{S}_n

$$s_{[i,j]} := s_i s_{i+2} \cdots s_{j-2} s_j. \quad (4.49)$$

Then we have

$$U_i = s_{[a,a]} s_{[a-1,a+1]} \cdots s_{[a-e+1,a+e-1]} \cdots s_{[a-1,a+1]} s_{[a,a]} \quad (4.50)$$

where $a = f(i + 1)$ which upon expanding out the $s_{[i,j]}$'s becomes a reduced expression for U_i . We can now recall the following important definition from [15].

Definition 4.17. For $1 \leq i < K$ we define the *diamond* of λ at position $f(i)$ by

$$U_i^\lambda := \psi_{U_i} e(\mathbf{i}^\lambda) = \psi_{[a,a]} \psi_{[a-1,a+1]} \cdots \psi_{[a-e+1,a+e-1]} \cdots \psi_{[a-1,a+1]} \psi_{[a,a]} e(\mathbf{i}^\lambda) \quad (4.51)$$

where $a = f(i + 1)$ and $\psi_{[i,j]} := \psi_i \psi_{i+2} \cdots \psi_{j-2} \psi_j$.

The name ‘diamond’ comes from the diagrammatical realization of $\mathbb{B}_n(\lambda)$. Here is for example the $n = 13, m = 2, e = 5$ and $i = 1$ case



$$U_1^\lambda = \quad (4.52)$$

5 A PRESENTATION FOR $\mathbb{B}_n(\lambda)$ FOR λ SINGULAR

In this section we consider the case where λ is singular. Our aim is to show that $\mathbb{B}_n(\lambda)$ and $\mathbb{N}\mathbb{B}_K$ are isomorphic \mathbb{F} -algebras. The first step towards this goal is to prove that the following subset of $\mathbb{B}_n(\lambda)$

$$G(\lambda) := \{U_j^\lambda \mid 1 \leq j < K\} \cup \{y_i e(\mathbf{i}^\lambda) \mid 1 \leq i \leq n\} \quad (5.1)$$

is a generating set for $\mathbb{B}_n(\lambda)$. To be precise, letting $\mathbb{B}'_n(\lambda)$ be the subalgebra of $\mathbb{B}_n(\lambda)$ generated by $G(\lambda)$ we shall show that each element $m_{\mathfrak{st}}^\mu$ of the cellular basis $\mathcal{C}_n(\lambda)$ for $\mathbb{B}_n(\lambda)$, given in Lemma 4.12, belongs to $\mathbb{B}'_n(\lambda)$. The proof of this will take up the next few pages.

We shall rely on a systematic way of applying Algorithm 4.6 to get reduced expressions for the elements $d(\mathfrak{t})$, $\mathfrak{t} \in \text{Std}(\mathbf{i}^\lambda)$. Let us now explain it.

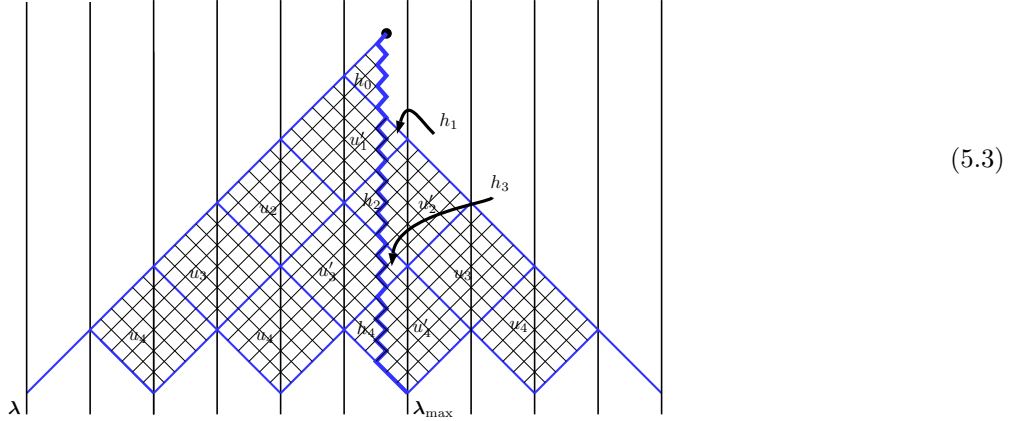
Let $\lambda_{\max} \in \text{Par}_n^1$ be the maximal element in the W -orbit of λ with respect to the order \triangleleft . Clearly, λ_{\max} is located on one of the two walls of the fundamental alcove. Recall that $P_{\lambda_{\max}}$ is the path associated with the tableau $\mathfrak{t}^{\lambda_{\max}}$; it zigzags along the vertical central axis of the Pascal triangle as long as possible, and finally goes linearly

off to λ_{\max} . The set of paths P_t for $t \in \text{Std}(\mathbf{i}^\lambda)$ together with $P_{\lambda_{\max}}$, which does *not* belong to $\text{Std}(\mathbf{i}^\lambda)$, determine three kind of bounded regions that we denote by h_i, u_i and u'_i :

$$h_i = \text{two small diamonds}, \quad u'_i = \text{two overlapping diamonds}, \quad u_i = \text{one diamond} \quad (5.2)$$

See also (5.3). In (5.2) as well as (5.3) we have indicated $P_{\lambda_{\max}}$ with bold blue.

In general the h_i 's are completely embedded in \mathcal{A}^0 , whereas the 'diamond' regions u_i 's have empty intersection with \mathcal{A}^0 . The 'cut diamond' regions u'_i 's have non-empty intersection with \mathcal{A}^0 but also with one of the alcoves \mathcal{A}^s or \mathcal{A}^t . Note that the union of h_i and u'_i forms a diamond shape. We enumerate the regions from top to bottom as in (5.3), with the h_i 's starting with $i = 0$ and the u'_i and u_i 's with $i = 1$. Note that there are repetitions of the u_i 's.



For each of the three kinds of regions h_i, u_i, u'_i we now introduce an element $H_i, U_i, U'_i \in \mathfrak{S}_n$ in the following way. For $R = h_i, u_i, u'_i$ we let $\partial(R)$ be the boundary of R with respect to the usual metric topology. Then for any $R = h_i, u_i, u'_i$ we have that $\partial(R)$ is a union of line segments and we define the outer boundary, $\partial_{out}(R)$, as the union of the two line segments that are the furthest away from $P_{\lambda_{\max}}$. Moreover we define the *inner boundary* as $\partial_{in}(R) = \overline{\partial(R)} \setminus \partial_{out}(R)$, where the overline means closure with respect to the metric topology.

Suppose now that $R = h_i$ (resp. $R = u_i$ and $R = u'_i$). We then choose any tableau $\mathbf{b} \in \text{Std}(\text{Par}_n^1)$ such that $\partial_{in}(R) \subseteq P_{\mathbf{b}}$. Let $P'_{\mathbf{b}}$ be the path obtained from $P_{\mathbf{b}}$ by replacing $\partial_{in}(R)$ by $\partial_{out}(R)$. Then we define $H_i \in \mathfrak{S}_n$ (resp. $U_i \in \mathfrak{S}_n$ or $U'_i \in \mathfrak{S}_n$) by the equation

$$P'_{\mathbf{b}} = P_{\mathbf{b}H_i} \quad (\text{resp. } P'_{\mathbf{b}} = P_{\mathbf{b}U_i} \text{ and } P'_{\mathbf{b}} = P_{\mathbf{b}U'_i}). \quad (5.4)$$

In other words, H_i (resp. U_i and U'_i) is simply the element of \mathfrak{S}_n that is used to fill in the region h_i (resp. u_i and u'_i) in the sense of Algorithm 4.6, where each s_i appearing in H_i (resp. U_i and U'_i) corresponds to the filling in of one of the little squares of h_i (resp. u_i and u'_i). For example, in the situation (5.3) we have that

$$H_0 = s_2s_4s_6s_3s_5s_4, \quad H_1 = s_9s_{11}s_{10}, \quad U'_1 = s_{[8,12]}s_{[7,13]}s_{[6,14]}s_{[5,15]}s_{[6,14]}s_{[7,13]}s_{[8,12]}s_{[9,11]}s_{[10,10]} \quad (5.5)$$

where we used the notation from (4.49) for the formula for U'_1 . Note that the U_i 's coincide with the U_i 's defined in (4.47). It is also possible to give formulas for the H_i 's and the U'_i 's, in the spirit of (4.47), but we do not need them.

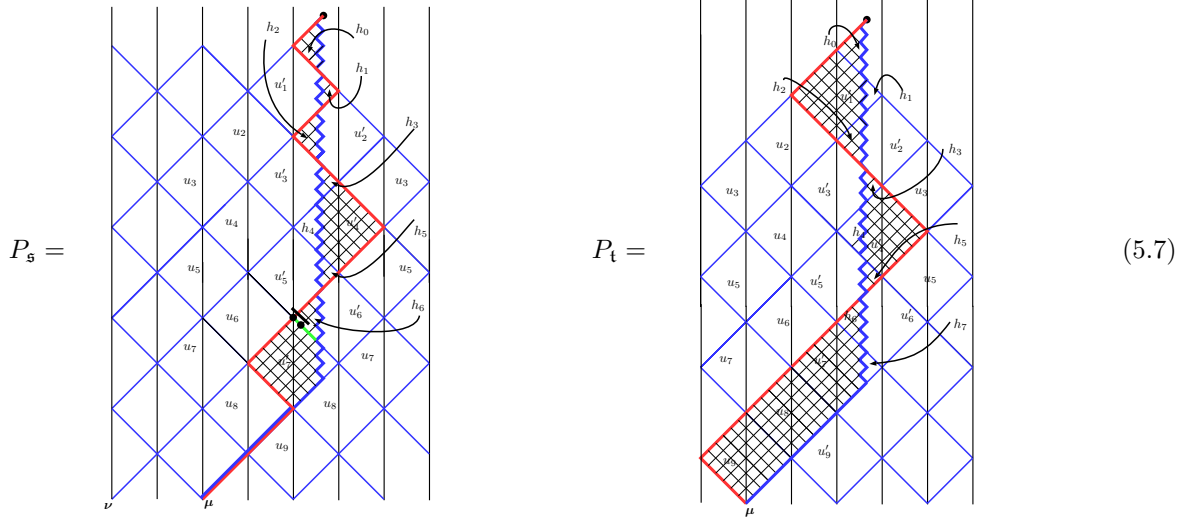
For any $\mathbf{t} \in \text{Std}_{\lambda}(\mu)$ we now introduce a reduced expression for $d(\mathbf{t})$ by applying Algorithm 4.6 in a way compatible with the regions. To be precise, starting with $P_{\lambda_{\max}}$ we first choose those regions h_i that give rise to a path closer to P_t than $P_{\lambda_{\max}}$, by replacing the inner boundaries with the outer boundaries. Having adjusted $P_{\lambda_{\max}}$ for those h_i 's we next choose those regions u'_i that the same way give rise to a path even closer to P_t and finally we repeat the process with the regions u_i . It may be necessary to repeat the last step more than once. The product of the corresponding symmetric group elements is now a reduced expression for $d(\mathbf{t})$: this is *our favorite reduced expression* for $d(\mathbf{t})$ that we shall henceforth use.

In (5.7) we give two examples with $e = 6$ and $m = 2$.

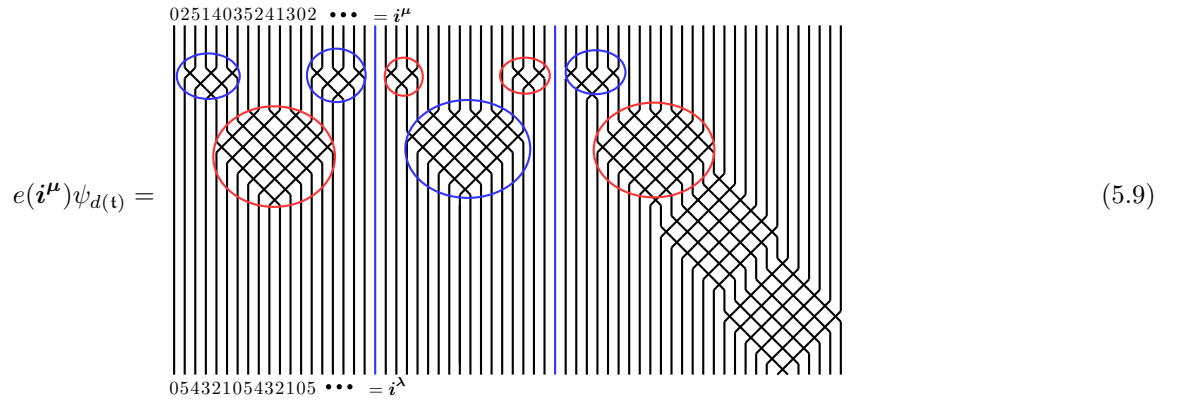
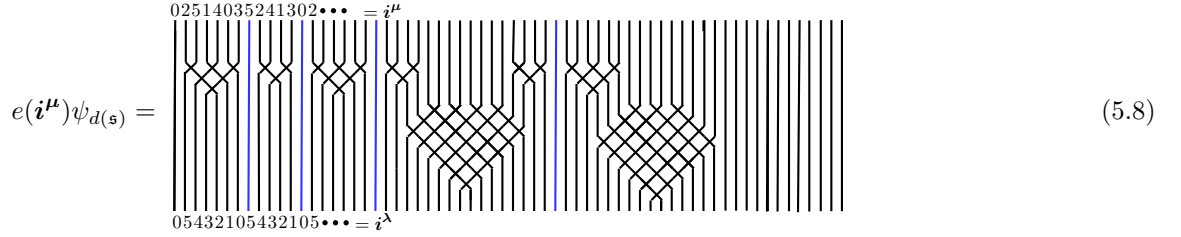
We let ψ_{H_i} (resp. ψ_{U_i} and $\psi_{U'_i}$) be the element of \mathbb{B}_n obtained by replacing each $s_i \in \mathfrak{S}_n$ in H_i (resp. U_i and U'_i) with the corresponding ψ_i . We then get an expression for $\psi_{d(\mathbf{t})}$ by replacing each occurring H_i (resp. U_i and U'_i) with the corresponding ψ_i .

U'_i) in the above expansion for $d(\mathfrak{t})$ by ψ_{H_i} (resp. ψ_{U_i} and $\psi_{U'_i}$). Note that $\psi_{U_i}e(\mathbf{i}^\lambda) = U_i^\lambda \in G(\lambda)$ from (5.1). For example, in the cases (5.7) we have

$$\psi_{d(\mathfrak{s})} = \psi_{H_0}\psi_{H_1}\psi_{H_2}\psi_{H_3}\psi_{H_5}\psi_{H_6}\psi_{U'_4}\psi_{U'_7} \quad \text{and} \quad \psi_{d(\mathfrak{t})} = \psi_{H_0}\psi_{H_2}\psi_{H_3}\psi_{H_5}\psi_{H_6}\psi_{U'_1}\psi_{U'_4}\psi_{U'_7}\psi_{U'_8}\psi_{U'_9}. \quad (5.6)$$



With the same \mathfrak{s} and \mathfrak{t} we have in terms of KLR-diagrams



Let us give some comments related to the combinatorial structure of (5.8) and (5.9); these hold in general. Note first that only the lower residue sequence of (5.8) and (5.9) is \mathbf{i}^λ and so $e(\mathbf{i}^\mu)\psi_{d(\mathfrak{s})}$ and $e(\mathbf{i}^\mu)\psi_{d(\mathfrak{t})}$ actually do not belong to $\mathbb{B}_n(\lambda)$, only to \mathbb{B}_n . Secondly, note that the KLR-diagrams for the ψ_{H_i} 's are located in the 'top lines' of (5.8) and (5.9), whereas the diagrams for the $\psi_{U'_i}$'s and the ψ_{U_i} 's are situated in 'the middle and the bottom lines' of (5.8) and (5.9), respectively. For each i only one of the diagrams ψ_{H_i} or $\psi_{U'_i}$ appears. The appearing ψ_{H_i} 's and $\psi_{U'_i}$'s are ordered from the left to the right, with ψ_{H_0} , that always appears, to the extreme left and so on. On the other hand, in general the ψ_{U_i} 's do not appear ordered.

Next, we observe that the shapes of ψ_{H_i} 's and the $\psi_{U'_i}$'s depend on their parity. In other words, if i and j have the same parity then ψ_{H_i} and ψ_{H_j} (resp. $\psi_{U'_i}$ and $\psi_{U'_j}$) have the same shape. In (5.9) we have encircled with blue the *even* diagrams ψ_{H_i} and $\psi_{U'_i}$ and with red the *odd* diagrams ψ_{H_i} and $\psi_{U'_i}$.

Our next observation is that the diagrams $\psi_{U'_i}$ always lie between two diagrams $\psi_{H_{i-1}}$ and $\psi_{H_{i+1}}$, except possibly for the rightmost $\psi_{U'_i}$. The rightmost $\psi_{U'_i}$ is always preceded by $\psi_{H_{i-1}}$ but it may be followed by $\psi_{U_{i+1}}$, as in (5.9), or by a number of through lines, as in (5.8).

In general, we have that the ψ_{H_i} 's are 'distant' apart and so pairwise commuting. This is not the case for the $\psi_{U'_i}$'s. However, we still have that $\psi_{U'_i}\psi_{U'_j} = \psi_{U'_j}\psi_{U'_i}$ if $|i - j| > 1$. By the previous paragraph we know that each occurrence of $\psi_{U'_i}$ is surrounded by $\psi_{H_{i-1}}$ and $\psi_{H_{i+1}}$. We conclude that if $\psi_{U'_i}$ and $\psi_{U'_j}$ occur in the diagram of some $\psi_{d(\mathfrak{t})}$ then $|i - j| > 1$, and therefore, they do commute. The relations between the $\psi_{U'_i}$'s are known from [15], we shall return to them shortly. Between the different groups there is no commutativity in general, that is $\psi_{U'_i}$ does not commute with $\psi_{H_{i-1}}$ and $\psi_{H_{i+1}}$ and so on.

Finally, we observe that the all of the diagrams ψ_{H_i} , $\psi_{U'_i}$ and ψ_{U_i} are organized tightly. There are for example only two through lines in (5.9). In both (5.8) and (5.9) we have colored blue the through lines that correspond to the places where $P_{\mathfrak{s}}$ and $P_{\mathfrak{t}}$ change from the left to right half of the Pascal triangle, or reversely. In general these lines lie between two ψ_{H_i} 's. Thus the contours' of (5.8) and (5.9) are a mirror of the shapes of the paths (5.7), with the modification that the through blue lines indicate a change from left to right or reversely.

For $\mathfrak{t} \in \text{Std}(\mathfrak{i}^\lambda)$ we define $\theta(\mathfrak{t})$ as the element of \mathfrak{S}_n obtained from the favorite reduced expression for $d(\mathfrak{t})$ by erasing all the U_i -factors and similarly we define $u(\mathfrak{t}) \in \mathfrak{S}_n$ by erasing both the H_i and the U'_i -factors. Then clearly

$$d(\mathfrak{t}) = \theta(\mathfrak{t})u(\mathfrak{t}). \quad (5.10)$$

We now have the following Lemma.

Lemma 5.1. *Suppose that $\mathfrak{s}, \mathfrak{t} \in \text{Std}_\lambda(\boldsymbol{\mu})$ and let $P_{\mathfrak{s}_1}$ and $P_{\mathfrak{t}_1}$ be the paths obtained from $P_{\mathfrak{s}}$ and $P_{\mathfrak{t}}$ by replacing outer boundary with inner boundary for all the u_i -regions. Then we have that $\theta(\mathfrak{s}) = d(\mathfrak{s}_1)$ and $\theta(\mathfrak{t}) = d(\mathfrak{t}_1)$. Moreover*

$$m_{\mathfrak{s}\mathfrak{t}}^\boldsymbol{\mu} = \psi_{u(\mathfrak{s})}^* m_{\mathfrak{s}_1\mathfrak{t}_1}^\boldsymbol{\mu} \psi_{u(\mathfrak{t})}. \quad (5.11)$$

Proof. The result is a direct consequence of the definitions. \square

Our goal is to prove that $m_{\mathfrak{s}\mathfrak{t}}^\boldsymbol{\mu}$ belongs to $\mathbb{B}'_n(\boldsymbol{\lambda})$. On the other hand, $\psi_{u(\mathfrak{s})}$ and $\psi_{u(\mathfrak{t})}$ in (5.11) are products of U_i^λ 's and so it follows from Lemma 5.1 that to achieve this goal it is enough to consider the case where $\mathfrak{s} = \mathfrak{s}_1$ and $\mathfrak{t} = \mathfrak{t}_1$. Let us give the corresponding formal definition.

Definition 5.2. Let $\mathfrak{t} \in \text{Std}(\mathfrak{i}^\lambda)$. We say that \mathfrak{t} is *central* if $u(\mathfrak{t})$ is the empty word. Equivalently, \mathfrak{t} is *central* if $d(\mathfrak{t}) = \theta(\mathfrak{t})$.

Geometrically, \mathfrak{t} is central if the path $P_{\mathfrak{t}}$ stays close to the central vertical axis of the Pascal triangle. In other words, $P_{\mathfrak{t}}$ does not cross the walls M_{-1} and M_2 , except possible once in the final stage. For example, in (5.7) we have that \mathfrak{s} is central but \mathfrak{t} is not. In view of Lemma 5.1 we will from now on only consider central tableaux.

Suppose therefore that $\mathfrak{t} \in \text{Std}_\lambda(\boldsymbol{\mu}_k)$ is central where $\boldsymbol{\mu}_k$ is as described in (4.40). Then one checks that the total number of ψ_{H_i} 's and $\psi_{U'_i}$'s appearing in $\psi_{d(\mathfrak{t})}$ is k . We now define a $(2 \times k)$ -matrix $c(\mathfrak{t}) = (c_{ij})$ of symbols that completely determines $\psi_{d(\mathfrak{t})}$. It is given by the following rules.

1. If H_i appears in $d(\mathfrak{t})$ then $c_{1,i+1} := H_i$ and $c_{2,i+1} := \emptyset$.
2. If U'_i appears in $d(\mathfrak{t})$ then $c_{2,i+1} = U'_i$ and $c_{1,i+1} := \emptyset$.

We view the matrix $c(\mathfrak{t})$ as a codification for $\psi_{d(\mathfrak{t})}$, where the first row of $c(\mathfrak{t})$ corresponds to the top line of $\psi_{d(\mathfrak{t})}$ and the second row of $c(\mathfrak{t})$ to the second line of $\psi_{d(\mathfrak{t})}$. The comments that were made on the structure of (5.8) and (5.9) carry over to the matrices $c(\mathfrak{t})$. In particular, exactly one of H_i or U'_i appears in $c(\mathfrak{t})$ for each i . Moreover, H_0 always appears and each U'_i , except possibly U'_{k-1} , is surrounded by H_{i-1} and H_{i+1} .

For example if $\psi_{d(\mathfrak{s})}$ is as in (5.8), then

$$c(\mathfrak{s}) = \begin{array}{|c|c|c|c|c|c|c|} \hline H_0 & H_1 & H_2 & H_3 & & H_5 & H_6 \\ \hline & & & & U'_4 & & U'_7 \\ \hline \end{array} \quad (5.12)$$

Note that we leave the entries containing \emptyset empty. Similarly, let \mathfrak{t} be as in (5.7) but with the regions U_8 and U_9 eliminated. Then \mathfrak{t} is central and $\psi_{d(\mathfrak{t})}$ is obtained by deleting ψ_{U_8} and ψ_{U_9} from (5.9) and we have

$$\psi_{d(\mathfrak{t})} = \begin{array}{c} \text{Diagram with vertical lines and crossings} \end{array} \quad (5.13)$$

with corresponding matrix

$$c(\mathfrak{t}) = \begin{array}{|c|c|c|c|c|c|c|} \hline H_0 & & H_2 & H_3 & & H_5 & H_6 & \\ \hline & U'_1 & & & U'_4 & & & U'_7 \\ \hline \end{array} \quad (5.14)$$

We are interested in the elements $m_{\mathfrak{s}\mathfrak{t}}^\mu$. In the above cases (5.8) and (5.13) it is as follows

$$m_{\mathfrak{s}\mathfrak{t}}^\mu = \begin{array}{c} \text{Diagram with vertical lines and crossings} \end{array} \quad c(\mathfrak{s}, \mathfrak{t}) = \begin{array}{|c|c|c|c|c|c|c|} \hline & & & & U'_4 & & & U'_7 \\ \hline H_0^* & H_1^* & H_2^* & H_3^* & & H_5^* & H_6^* & \\ \hline H_0 & & H_2 & H_3 & & H_5 & H_6 & \\ \hline & U'_1 & & & U'_4 & & & U'_7 \\ \hline \end{array} \quad (5.15)$$

In general, for $\mathfrak{t} \in \text{Std}_\lambda(\mu_k)$ central we define $c^*(\mathfrak{t})$ as the $(2 \times k)$ -matrix (d_{ij}) where $d_{1j} = c_{2j}^*$ and $d_{2j} = c_{1j}^*$. Here we set $\emptyset^* := \emptyset$. Moreover, for $\mathfrak{s}, \mathfrak{t} \in \text{Std}_\lambda(\mu_k)$ both central we define $c(\mathfrak{s}, \mathfrak{t})$ as the $(4 \times k)$ -matrix that has $c^*(\mathfrak{s})$ on top of $c(\mathfrak{t})$. Then $c(\mathfrak{s}, \mathfrak{t})$ is our codification of $m_{\mathfrak{s}\mathfrak{t}}^\mu$. In (5.15) we have given $c(\mathfrak{s}, \mathfrak{t})$ next to $m_{\mathfrak{s}\mathfrak{t}}^\mu$.

Our task is now to show that any diagram as in (5.15) can be written in terms of the elements from $G(\lambda)$. This requires calculations using the defining relations for \mathbb{B}_n . Let us first recall a couple of results from the literature.

Lemma 5.3. *The idempotent $e(\mathfrak{i}) \in \mathbb{B}_n$ is nonzero only if $\mathfrak{i} = \mathfrak{i}^{\mathfrak{t}}$ for some $\mathfrak{t} \in \text{Std}(\text{Par}_n^1)$.*

Proof. This follows from Lemma 4.1(c) of [11], where it was proved for cyclotomic Hecke algebras in general, combined with the fact that \mathbb{B}_n is a graded quotient of the cyclotomic Hecke algebra of type $G(2, 1, n)$, see [22]. \square

Lemma 5.4. *Let B_i be a full block for λ as introduced in (4.45) and suppose that $k, l \in B_i$. Then we have that*

$$y_k e(\mathfrak{i}^\lambda) = y_l e(\mathfrak{i}^\lambda). \quad (5.16)$$

Proof. This follows from relation (4.9) and Lemma 5.3. \square

Lemma 5.5. *Suppose that $\nu \in \text{Par}_n^1$ and that $\mathfrak{t} \in \text{Std}(\text{Par}_n^1)$. Suppose moreover that $P_{\mathfrak{t}}|_{[0,k]} = P_\nu|_{[0,k]}$ for some integer $k \geq 0$ and that $P_{\mathfrak{t}}([0, k-1]) \subseteq \mathcal{A}^0 \setminus (M^0 \cup M^1)$. Then for all $1 \leq r \leq k$ we have in \mathbb{B}_n that*

$$y_r e(\mathfrak{i}^{\mathfrak{t}}) = 0. \quad (5.17)$$

Proof. Recall that P_ν zigzags along the vertical central axis of the Pascal triangle and finally goes linearly off to ν . If r belongs to the zigzag part of P_ν , the result follows from the Lemmas 14 and 15 of [16], see also Theorem 6.4 of [6]. Otherwise, if r belongs to the linear part of P_ν , we argue as in the previous Lemma and get that $y_r e(\mathfrak{i}^{\mathfrak{t}}) = y_{r-1} e(\mathfrak{i}^{\mathfrak{t}})$. Continuing like this, we finally end up in the zigzag part of P_ν . \square

Henceforth, we color the intersections of our KLR-diagrams according to the difference of the relevant residues. More precisely, we shall use the following color scheme

$$\begin{array}{c} \color{red}{X} \\ i \quad i \end{array} := \begin{array}{c} X \\ i \quad i \end{array} \quad \text{and} \quad \begin{array}{c} \color{blue}{X} \\ i \quad i \pm 1 \end{array} := \begin{array}{c} X \\ i \quad i \pm 1 \end{array} \quad (5.18)$$

whereas for all other crossing we keep the usual black color. In this notation we now have the following Lemma which is a direct consequence of the relations (4.6) and (4.9).

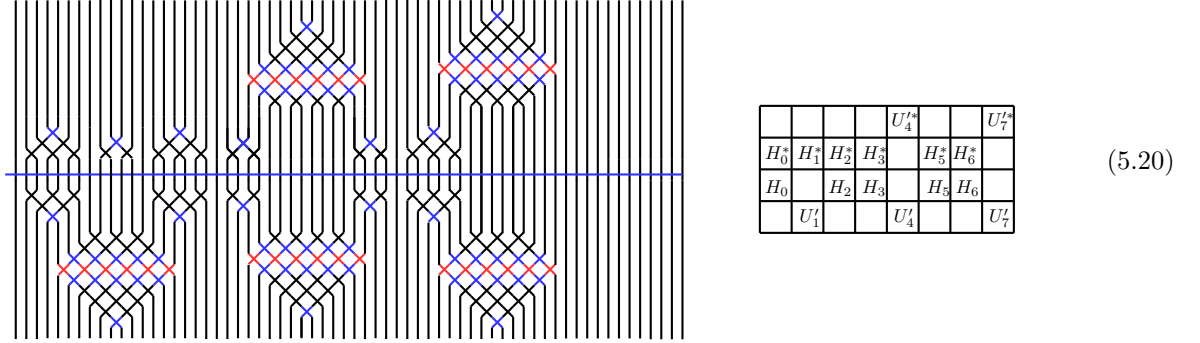
Lemma 5.6. *We have the following relations in \mathbb{B}_n*

$$\begin{array}{c} \color{red}{\times} \\ i \quad i \end{array} = \begin{array}{c} X \\ i \quad i \end{array}, \quad \begin{array}{c} \color{red}{\times} \\ i \quad i \end{array} = - \begin{array}{c} X \\ i \quad i \end{array} \quad (5.19)$$

We can now finally prove the Theorem that was announced in the beginning of this section.

Theorem 5.7. *The set $G(\lambda)$ introduced in (5.1) generates $\mathbb{B}_n(\lambda)$.*

Proof. Using the coloring scheme introduced above, the diagram (5.15) looks as follows



We must show that the elements $m_{\mathfrak{s}\mathfrak{t}}^\mu$ can be written in terms of the elements of $G(\lambda)$. We will do so by pairing the elements of the columns of the corresponding $c(\mathfrak{s}, \mathfrak{t})$.

Note that the residue sequence for the middle blue horizontal of (5.20) is \mathbf{i}^μ . The idea is to apply Lemma 5.5 and therefore it is of importance to resolve the columns from the right to the left.

Let us first consider columns containing pairs $\{H_i^*, H_i\}$, starting with the rightmost of these columns. Thus in the above case we consider first $\{H_6^*, H_6\}$. We now use relation (4.9) to undo all the crossings in H_6^* and H_6 , arriving at a diagram like (5.21). Here we use an overline on the two dots to denote that the result is a difference of two equal diagrams but each with *one* dot in the indicated place. Note that the residue sequence for the middle line has now changed, and correspondingly we have changed the color from blue to red and green around the two dots. In the above case, the new middle residue sequence is $\mathbf{i}^{\mathfrak{t}_1}$ where $\mathfrak{t}_1 = \mathfrak{t}^\mu H_6$, that is \mathfrak{t}_1 is obtained from \mathfrak{t}^μ by replacing $\partial_{in}(h_6)$ with $\partial_{out}(h_6)$. In the first figure of (5.7), we have indicated $P_{\mathfrak{t}_1}$, using the same colors red and green. On the leftmost dot, given by y_{40} in the above example, we can now apply Lemma 5.5, with $\mathfrak{t} = \mathfrak{t}_1$ and ν as indicated in (5.7) We conclude from the Lemma that the corresponding diagram is zero.

Thus in the above case (5.21) only the second term dot with y_{41} stays. We now repeat this process for all the other pairs of the form $\{H_i^*, H_i\}$, from the right to the left. For example in the case (5.21) we arrive at the diagram (5.22). We have indicated the blocks for λ on the top of the diagrams (5.21) and (5.22). Note that each H_i (resp. H_i^*, U_i' and $U_i'^*$) ‘intersects’ both of the blocks B_i and B_{i+1} and that the dots of (5.22) are all situated at the

beginning of a block.

$$m_{st}^\mu = \begin{array}{c} \begin{array}{cccccccccccc} & B_1 & B_2 & B_3 & B_4 & B_5 & B_6 & B_7 & B_8 & B_9 & B_{10} \\ \hline \end{array} \\ \begin{array}{c} \text{Diagram with vertical lines and diamond structures. A blue horizontal line is drawn across the middle. A curved arrow labeled } -y_{40} + y_{41} \text{ points from the right side to the blue line.} \end{array} \end{array} \quad (5.21)$$

$$m_{st}^\mu = \begin{array}{c} \begin{array}{cccccccccccc} & B_1 & B_2 & B_3 & B_4 & B_5 & B_6 & B_7 & B_8 & B_9 & B_{10} \\ \hline \end{array} \\ \begin{array}{c} \text{Diagram with vertical lines and diamond structures. Black dots are placed on the vertical lines between columns B1-B2, B2-B3, B3-B4, B4-B5, and B5-B6.} \end{array} \end{array} \quad (5.22)$$

Next we treat the pairs of the form $\{U_i^{!*}, H_i\}$ or $\{H_i^*, U_i'\}$. By the combinatorial remarks made earlier, each appearing H_i -term (resp. H_i^* -term) fits perfectly with the corresponding $U_i^{!*}$ -term (resp. U_i' -term) to form a diamond. We then move the H_i -term up (resp. the H_i^* -term down) to form this diamond. Note that this process does not involve any other terms since the H_i -terms (resp. the H_i^* -terms) are distant from the surrounding dots. In the above case (5.22) we get the following diagram.

$$m_{st}^\mu = \begin{array}{c} \begin{array}{cccccccccccc} & B_1 & B_2 & B_3 & B_4 & B_5 & B_6 & B_7 & B_8 & B_9 & B_{10} \\ \hline \end{array} \\ \begin{array}{c} \text{Diagram with vertical lines and diamond structures. Black dots are placed on the vertical lines between columns B1-B2, B2-B3, B3-B4, B4-B5, and B5-B6.} \end{array} \end{array} \quad (5.23)$$

We are only left with columns containing pairs of the form $\{U_i^{!*}, U_i'\}$. By the previous step there is now a dot between the top $U_i^{!*}$ and the bottom U_i' , at the left end of the 'line segment' between them, see (5.23). We show that this kind of configuration C_i is equal to diamond ψ_{U_i} . In fact, the arguments we employ for this have already appeared in the literature, see for example [15]. Let us give the details corresponding to $i = 7$ in (5.23); the general case is done the same way. Using relation (4.10) to undo the black double crosses, next relation (4.9) to undo the

last blue cross and finally (4.10) on the red double cross, we have the following series of identities.

$$C_7 = \begin{array}{c} \begin{array}{|c|c|} \hline B_7 & B_8 \\ \hline \end{array} \\ \begin{array}{c} \text{Diagram 1} \\ \text{Diagram 2} \\ \text{Diagram 3} \\ \text{Diagram 4} \\ \text{Diagram 5} \end{array} \end{array} \quad (5.24)$$

But this process can be repeated on all the blue double crosses and so we have via Lemma 5.6 that

$$C_7 = (-1)^{e-1} \cdot \begin{array}{c} \begin{array}{|c|c|} \hline B_7 & B_8 \\ \hline \end{array} \\ \text{Diagram 6} \end{array} = (-1)^{e-1} \begin{array}{c} \begin{array}{|c|c|} \hline B_7 & B_8 \\ \hline \end{array} \\ \text{Diagram 7} \end{array} = (-1)^{e-1} \psi_{U_7}. \quad (5.25)$$

The same procedure can be carried out for the other columns of the form $\{U_i'^*, U_i'\}$. In the above case there is only one such column, corresponding to $i = 4$ and so get finally that

$$m_{\mathfrak{s}\mathfrak{t}}^\mu = \pm \begin{array}{c} \begin{array}{|c|c|c|c|c|c|c|c|c|c|} \hline B_1 & B_2 & B_3 & B_4 & B_5 & B_6 & B_7 & B_8 & B_9 & B_{10} \\ \hline \end{array} \\ \text{Diagram 8} \end{array} \quad (5.26)$$

In other words, since multiplication in \mathbb{B}_n is from top to bottom, we have that

$$m_{\mathfrak{s}\mathfrak{t}}^\mu = \pm y_5 U_1^\lambda y_{17} U_4^\lambda y_{35} U_7^\lambda. \quad (5.27)$$

All appearing factors of $m_{\mathfrak{s}\mathfrak{t}}^\mu$ belong to $G(\boldsymbol{\lambda})$ and so we have proved the Theorem. \square

Let us point out some remarks concerning Theorem 5.7 and its proof. First of all, we already saw that only a few of the y_i 's are needed to generate $\mathbb{B}_n(\boldsymbol{\lambda})$. Let us make this more precise. Choose any k in the i 'th block B_i . Then we define

$$\mathcal{Y}_i^\lambda := y_k e(i^\lambda) \in \mathbb{B}_n(\boldsymbol{\lambda}). \quad (5.28)$$

Note that by Lemma 5.4, we have that \mathcal{Y}_i^λ is independent of the choice of k . Moreover, it follows immediately from Theorem 5.7 that $\mathbb{B}_n(\boldsymbol{\lambda})$ is generated by the set

$$\{U_j^\lambda \mid 1 \leq j < K\} \cup \{\mathcal{Y}_i^\lambda \mid 1 \leq i \leq K\}. \quad (5.29)$$

Secondly we remark that the proof of Theorem 5.7 gives rise to an algorithm for writing the above $m_{\mathfrak{s}\mathfrak{t}}^\mu$ in terms of the generators in (5.29). Although the algorithm itself is not necessary for what follows, for the sake of completeness we prefer to establish it formally.

Algorithm 5.8. Let $\boldsymbol{\mu} \in \text{Par}_n^1$ and let $\mathfrak{s}, \mathfrak{t} \in \text{Std}_\lambda(\boldsymbol{\mu})$ be central tableaux. Let $c(\mathfrak{s}, \mathfrak{t})$ be the matrix associated with $m_{\mathfrak{s}\mathfrak{t}}^\mu$.

Step 0. Add an empty column to the right of $c(\mathfrak{s}, \mathfrak{t})$.

Step 1. For each column in $c(\mathfrak{s}, \mathfrak{t})$ containing $\{U_i'^*, H_i\}$ (resp. $\{H_i^*, U_i'\}$) we remove H_i (resp. H_i^*) from $c(\mathfrak{s}, \mathfrak{t})$ and replace $U_i'^*$ (resp. U_i') in $c(\mathfrak{s}, \mathfrak{t})$ by U_i .

Step 2. Working from the right two the left, for each column in $c(\mathfrak{s}, \mathfrak{t})$ containing $\{H_i^*, H_i\}$ we remove H_i^* and H_i from $c(\mathfrak{s}, \mathfrak{t})$ and write Y_{i+1} in one of the two middle boxes of the following column, one to the right.

Step 3. Each column in $c(\mathfrak{s}, \mathfrak{t})$ containing $\{U_i'^*, U_i'\}$ will now also contain Y_i . We replace these three ingredients of that column by one U_i which is placed in one of the two middle boxes of the column.

Step 4. Replacing each U_i by U_i^λ and each Y_i by \mathcal{Y}_i^λ we form the product of all appearing elements of $c(\mathfrak{s}, \mathfrak{t})$, starting with the top line, then the two middle lines and finally the bottom line. This product is $\pm m_{\mathfrak{s}\mathfrak{t}}^\mu$.

Let us give an example to illustrate how the algorithm works. Suppose that \mathfrak{s} and \mathfrak{t} are central tableaux and that $c(\mathfrak{s}, \mathfrak{t})$ is as follows.

$$c(\mathfrak{s}, \mathfrak{t}) = \begin{array}{|c|c|c|c|c|c|c|c|} \hline & & & U_3'^* & & & U_6'^* & \\ \hline H_0^* & H_1^* & H_2^* & & H_4^* & H_5^* & & H_7^* & H_8^* \\ \hline H_0 & & H_2 & & H_4 & H_5 & H_6 & H_7 & \\ \hline & U_1' & & U_3' & & & & & U_8' \\ \hline \end{array} \quad (5.30)$$

Then going through the algorithm we get

$$c(\mathfrak{s}, \mathfrak{t}) \rightarrow \begin{array}{|c|c|c|c|c|c|c|c|} \hline & & & U_3'^* & & & U_6 & & \\ \hline & Y_1 & Y_3 & & Y_5 & Y_6 & & Y_8 & \\ \hline & & & & & & & & \\ \hline & U_1 & U_3' & & & & & & U_8 \\ \hline \end{array} \rightarrow \begin{array}{|c|c|c|c|c|c|c|c|} \hline & & & & & & U_6 & & \\ \hline & Y_1 & & U_3 & & Y_5 & Y_6 & & Y_8 \\ \hline & & & & & & & & \\ \hline & U_1 & & & & & & & U_8 \\ \hline \end{array} \quad (5.31)$$

and so we conclude that

$$m_{\mathfrak{s}\mathfrak{t}}^\mu = \pm U_6^\lambda \mathcal{Y}_1^\lambda U_3^\lambda \mathcal{Y}_5^\lambda \mathcal{Y}_6^\lambda \mathcal{Y}_8^\lambda U_1^\lambda U_8^\lambda. \quad (5.32)$$

Our next step is to show that actually only \mathcal{Y}_1^λ is needed in order to generate $\mathbb{B}_n(\lambda)$. Let us first prove the following result.

Lemma 5.9. For all $1 \leq i < K$ we have

$$\mathcal{Y}_{i+1}^\lambda U_i^\lambda = U_i^\lambda \mathcal{Y}_i^\lambda + (-1)^e (\mathcal{Y}_i^\lambda - \mathcal{Y}_{i+1}^\lambda). \quad (5.33)$$

Proof. Let us first recall the following relations valid in \mathbb{B}_n , see Lemma 5.16 of [15].

$$\begin{array}{c} \begin{array}{|c|c|c|} \hline \diagdown \quad \diagup \\ \hline \diagup \quad \diagdown \\ \hline \end{array} = - \begin{array}{|c|c|c|} \hline | \quad | \quad | \\ \hline \end{array}, \quad \begin{array}{|c|c|c|} \hline \diagup \quad \diagdown \\ \hline \diagdown \quad \diagup \\ \hline \end{array} = - \begin{array}{|c|c|c|} \hline | \quad | \quad | \\ \hline \end{array} \end{array} \quad (5.34)$$

$i \quad i+1 \quad i \qquad i \quad i+1 \quad i \qquad i \quad i-1 \quad i \qquad i \quad i-1 \quad i$

They are a consequence of the braid relation (4.8) together with Lemma 5.3.

Let us now show the Lemma for $i = 1$, since the general case is treated the same way. We take $e = 6$. Then we have that via repeated applications of relation (4.6) that

$$\mathcal{Y}_2^\lambda U_1^\lambda = \begin{array}{|c|c|c|c|c|c|} \hline \bullet \\ \hline \diagdown \quad \diagup \\ \hline \diagup \quad \diagdown \\ \hline \end{array} = \begin{array}{|c|c|c|c|c|c|} \hline \bullet \\ \hline \diagdown \quad \diagup \\ \hline \diagup \quad \diagdown \\ \hline \end{array} - \begin{array}{|c|c|c|c|c|c|} \hline \bullet \\ \hline \diagdown \quad \diagup \\ \hline \diagup \quad \diagdown \\ \hline \end{array} \quad (5.35)$$

The first diagram is here $U_1^\lambda \mathcal{Y}_1^\lambda$ so let us focus on the second diagram. Using the first relation in (5.34) repeatedly we get that it is equal to

$$\begin{array}{|c|c|c|c|c|c|} \hline \bullet \\ \hline \diagdown \quad \diagup \\ \hline \diagup \quad \diagdown \\ \hline \end{array} = - \begin{array}{|c|c|c|c|c|c|} \hline \bullet \\ \hline \diagdown \quad \diagup \\ \hline \diagup \quad \diagdown \\ \hline \end{array} = \dots = (-1)^{e-1} \begin{array}{|c|c|c|c|c|c|} \hline \bullet \\ \hline \diagdown \quad \diagup \\ \hline \diagup \quad \diagdown \\ \hline \end{array} = (-1)^{e-1} (\mathcal{Y}_1^\lambda - \mathcal{Y}_2^\lambda) \quad (5.36)$$

where we used the quadratic relation (4.10) for the last step. Combining (5.35) and (5.36), we then get (5.33). \square

Let us recall the commutation relations between the U_i^λ 's, see Proposition 5.18 of [15].

Theorem 5.10. *The subset $\{U_i^\lambda \mid i = 1, \dots, K-1\}$ of $\mathbb{B}_n(\lambda)$ verifies the Temperley-Lieb relations, or to be more precise*

$$(U_i^\lambda)^2 = (-1)^{e-1} 2U_i^\lambda, \quad \text{if } 1 \leq i < K; \quad (5.37)$$

$$U_i^\lambda U_j^\lambda U_i^\lambda = U_i^\lambda, \quad \text{if } |i-j|=1; \quad (5.38)$$

$$U_i^\lambda U_i^\lambda = U_j^\lambda U_i^\lambda, \quad \text{if } |i-j| > 1. \quad (5.39)$$

With this at our disposal we can now prove, as promised, that \mathcal{Y}_1^λ is the only \mathcal{Y}_i^λ which is needed in order to generate $\mathbb{B}_n(\lambda)$.

Theorem 5.11. *The set*

$$G_1(\lambda) := \{U_i^\lambda \mid 1 \leq i < K\} \cup \{\mathcal{Y}_1^\lambda\} \quad (5.40)$$

generates $\mathbb{B}_n(\lambda)$ as an \mathbb{F} -algebra.

Proof. Recall that $e(i^\lambda)$ is the identity element of $\mathbb{B}_n(\lambda)$, for simplicity we denote it by 1. Let us define

$$S_i^\lambda := U_i^\lambda + (-1)^e. \quad (5.41)$$

Then from Theorem 5.10 we get that

$$(S_i^\lambda)^2 = 1. \quad (5.42)$$

On the other hand, we notice that using the notation introduced above, the relation (5.33) becomes

$$\mathcal{Y}_{i+1}^\lambda S_i^\lambda = S_i^\lambda \mathcal{Y}_i^\lambda. \quad (5.43)$$

Finally, by combining (5.42) and (5.43) we obtain

$$\mathcal{Y}_{i+1}^\lambda = S_i^\lambda \mathcal{Y}_i^\lambda S_i^\lambda \quad (5.44)$$

and the result follows. \square

We are now in position to prove the main result of this section.

Theorem 5.12. *There is an isomorphism $f : \mathbb{N}\mathbb{B}_K \rightarrow \mathbb{B}_n(\lambda)$ given by*

$$U_0 \mapsto \mathcal{Y}_1^\lambda \quad \text{and} \quad U_i \mapsto (-1)^e U_i^\lambda \quad \text{for } 1 \leq i < K. \quad (5.45)$$

Proof. In view of Theorem 2.5 and the Pascal triangle description of the cellular basis for $\mathbb{B}_n(\lambda)$, the two algebras have the same dimension. Hence, we only have to show that f is well defined since, by Theorem 5.11, it will automatically be surjective.

Let us therefore check that $f(U_0)$ and the $f(U_i)$'s verify the relations for $\mathbb{N}\mathbb{B}_K$. The Temperley-Lieb relations (2.8), (2.9) and (2.10) are clearly satisfied by Theorem 5.10 whereas the relation $(\mathcal{Y}_1^\lambda)^2 = 0$ follows from relation (4.5) and (4.9). Hence we are only left with checking relation (2.11). It corresponds to $U_1^\lambda \mathcal{Y}_1^\lambda U_1^\lambda = 0$ which via Lemma 5.9 and (5.37) is equivalent to the relation

$$(\mathcal{Y}_1^\lambda + \mathcal{Y}_2^\lambda)U_1^\lambda = 0. \quad (5.46)$$

For this we first write $(-1)^{e-1}U_1^\lambda$ in the following form

$$(-1)^{e-1}U_1^\lambda = \begin{array}{c} \begin{array}{c} \overline{B_1} \quad \overline{B_2} \\ \text{Diagram of crossings} \end{array} \\ \text{Diagram of crossings} \end{array} \quad (5.47)$$

	$U_1^{\prime\lambda}$
H_0^*	
H_0	
	U_1^λ

We have here used $e = 6$ as in the examples of the proof of Theorem 5.7. The middle blue horizontal line has the same meaning as in (5.21); its residue sequence is i^μ for the corresponding μ . Using this we get

$$(-1)^{e-1} \mathcal{Y}_1^\lambda U_1^\lambda = \text{Diagram 1} = \text{Diagram 2} + \text{Diagram 3} = \text{Diagram 4} = \dots = (-1)^{e-1} \text{Diagram 5} \quad (5.48)$$

where the first equality comes from relation (4.6), the second from Lemma 5.5 and the other equalities from (5.34). On the other hand, for $(-1)^{e-1} \mathcal{Y}_2^\lambda U_1^\lambda$ we have almost the same expansion with only a sign change coming from relation 4.6:

$$(-1)^{e-1} \mathcal{Y}_2^\lambda U_1^\lambda = \text{Diagram 1} = \text{Diagram 2} - \text{Diagram 3} = \text{Diagram 4} = \dots = (-1)^e \text{Diagram 5} \quad (5.49)$$

Comparing (5.48) and (5.49) we see that (5.46) holds. The Theorem is proved. \square

Remark 5.13. Using (5.44) and (5.42) we extend $(\mathcal{Y}_1^\lambda)^2 = 0$ to $(\mathcal{Y}_i^\lambda)^2 = 0$ to all i . Thus the isomorphism $\varphi : \mathbb{N}\mathbb{B}_n \cong A_w$ gives us a proof of Lemma 2.11. The recursive formula for the \mathbb{Y}_i 's is given by 5.44.

6 A PRESENTATION FOR $\mathbb{B}_n(\lambda)$ FOR λ REGULAR

In this section we consider the case where λ is regular, in other words we assume that $R > 0$, see Definition 4.15. We define $\mathbb{B}_n(\lambda) := e(i^\lambda) \mathbb{B}_n e(i^\lambda)$ just as in the singular case but, as we shall see, the regular case is slightly more complicated than the singular case since we need an extra generator. Recall first the function $f = f_{n,m}$ from (4.44) which was used to define the full blocks in the singular case, see (4.45). Let K be as in Definition 4.15. Then in the regular case there is an extra *non-full* block B_{last} defined as follows

$$B_{last} := [f(K+1) + 1, f(K+1) + 2, \dots, f(K+1) + R] = [f(K+1) + 1, f(K+1) + 2, \dots, n]. \quad (6.1)$$

For example in the situation described in (4.43), we have $n = 25, e = 5, m = 2$ and so $K = 4, R = 2$ and therefore

$$B_1 = [4, 5, 6, 7, 8], B_2 = [9, 10, 11, 12, 13], B_3 = [14, 15, 16, 17, 18], B_4 = [19, 20, 21, 22, 23], B_{last} := [24, 25]. \quad (6.2)$$

$$(6.3)$$

Let $\bar{n} := n - R$ and let $\bar{\lambda} := (1^{\bar{n}}, 1^0) \in \text{Par}_{\bar{n}}^1$. We notice that

$$\bar{n} = f(K + 1). \quad (6.4)$$

It is clear from the definitions that $\bar{\lambda}$ is singular. On the other hand, any $\bar{s} \in \text{Std}(\bar{\lambda})$ gives rise to two tableaux $\bar{s}(I)$ and $\bar{s}(O)$, in $\text{Std}(\bar{\lambda})$, as follows. The tableau $\bar{s}(I)$ (resp. $\bar{s}(O)$) is defined as the unique tableau $\mathfrak{t} \in \text{Std}(\bar{\lambda})$ whose path $P_{\mathfrak{t}}$ coincides with $P_{\bar{s}}$ on the restriction to $[1, 2, \dots, \bar{n}]$ and whose restriction to B_{last} is a straight line that moves $P_{\mathfrak{t}}$ closer to (resp. further away from) the central vertical axis of the Pascal triangle. We say that \mathfrak{t} is an *inner tableau* (resp. an *outer tableau*) if it is of the form $\mathfrak{t} = \bar{s}(I)$ (resp. $\mathfrak{t} = \bar{s}(O)$) for some $\bar{s} \in \text{Std}(\bar{\lambda})$. It is easy to see that any tableau \mathfrak{t} in $\text{Std}(\bar{\lambda})$ is of the form $\mathfrak{t} = \bar{s}(I)$ or $\mathfrak{t} = \bar{s}(O)$ for a unique $\bar{s} \in \text{Std}(\bar{\lambda})$.

In (6.3) we have indicated with blue the restriction to B_{last} of the paths corresponding to inner tableaux, and with red the restriction to B_{last} of the paths corresponding to outer tableaux. Note that P_{λ} is always the path of an outer tableau.

Let $\mathfrak{i}^{last} \in I_e^R$ be the restriction to B_{last} of the residue sequence for \mathfrak{i}^{λ} and let $e(\mathfrak{i}^{last})$ be the corresponding idempotent diagram, consisting of R vertical lines with residue sequence \mathfrak{i}^{last} . For $x \in \mathbb{B}_{\bar{n}}$ we define the element $\iota(x) := x \wedge e(\mathfrak{i}^{last}) \in \mathbb{B}_n$ as the horizontal concatenation of x with $e(\mathfrak{i}^{last})$ on the right. We notice that

$$\iota(xy) = xy \wedge e(\mathfrak{i}^{last}) = (x \wedge e(\mathfrak{i}^{last}))(y \wedge e(\mathfrak{i}^{last})) = \iota(x)\iota(y), \quad (6.5)$$

for all $x, y \in \mathbb{B}_{\bar{n}}$. Furthermore,

$$\iota(e(\bar{\lambda})) = e(\bar{\lambda}) \wedge e(\mathfrak{i}^{last}) = e(\mathfrak{i}^{\lambda}). \quad (6.6)$$

We shall shortly prove that $m_{\mathfrak{s}\mathfrak{t}}^{\mu} = \iota(m_{\bar{\mathfrak{s}}\bar{\mathfrak{t}}}^{\bar{\mu}})$. Combining this with (6.5) and (6.6) we conclude that there is an algebra inclusion

$$\iota(\mathbb{B}_{\bar{n}}(\bar{\lambda})) \subset \mathbb{B}_n(\lambda). \quad (6.7)$$

We define $U_i^{\lambda} := \iota(U_i^{\bar{\lambda}}) \in \mathbb{B}_n(\lambda)$ and $\mathcal{Y}_j^{\lambda} := \iota(\mathcal{Y}_j^{\bar{\lambda}}) \in \mathbb{B}_n(\lambda)$, for $1 \leq i < K$ and $1 \leq j \leq K$.

It turns out that the outer tableaux are easier to handle than the inner tableaux.

Lemma 6.1. *Let λ be regular and suppose that $\mathfrak{s} = \bar{s}(O)$ and $\mathfrak{t} = \bar{t}(O)$ are outer tableaux in $\text{Std}_{\lambda}(\mu)$. Let $\bar{\mu}$ be the shape of \bar{s} and \bar{t} . Then we have that*

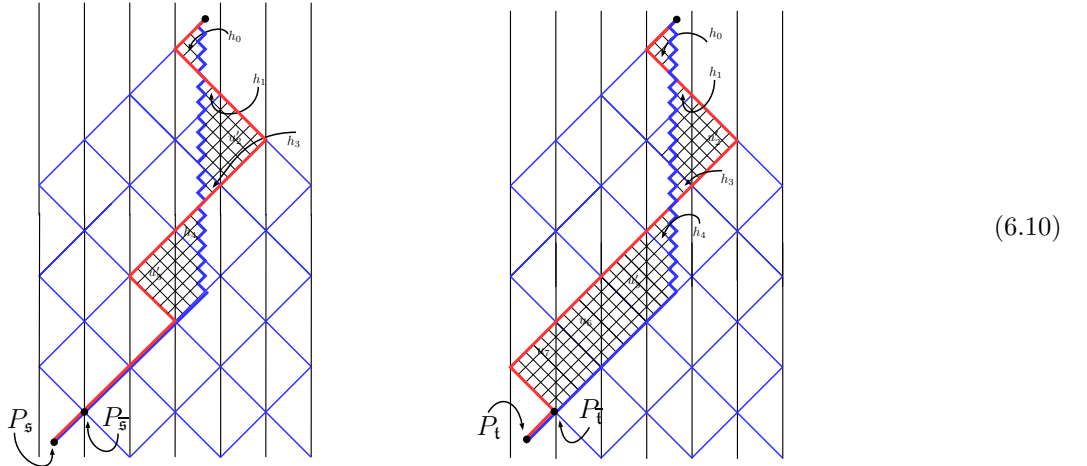
$$m_{\mathfrak{s}\mathfrak{t}}^{\mu} = \iota(m_{\bar{\mathfrak{s}}\bar{\mathfrak{t}}}^{\bar{\mu}}). \quad (6.8)$$

Consequently, $m_{\mathfrak{s}\mathfrak{t}}^{\mu}$ belongs to the subalgebra of $\mathbb{B}_n(\lambda)$ generated by $\{U_i^{\lambda} \mid 1 \leq i < K\}$ and \mathcal{Y}_1^{λ} .

Proof. Using Theorem 5.11 we see that the second statement follows from the first statement (6.8). In order to prove the first statement we note that since \mathfrak{s} and \mathfrak{t} are outer tableaux we have that

$$d(\mathfrak{s}) = d(\bar{s}) \quad \text{and} \quad d(\mathfrak{t}) = d(\bar{t}). \quad (6.9)$$

Here are examples illustrating (6.9)



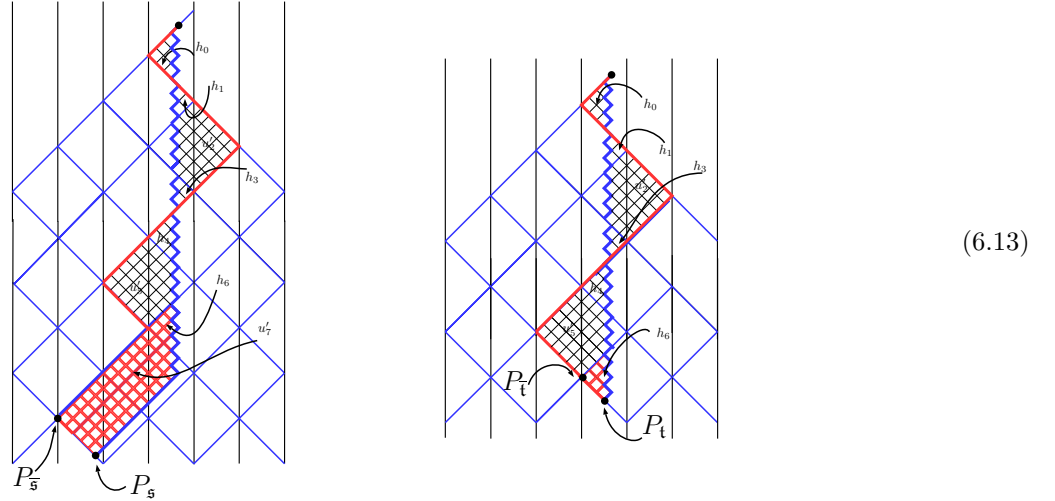
On the other hand we have that $e(\mathfrak{i}^{\mu}) = \iota(e(\bar{\mathfrak{i}}^{\mu}))$ and so we obtain

$$\iota(m_{\bar{\mathfrak{s}}\bar{\mathfrak{t}}}^{\bar{\mu}}) = \iota(\psi_{d(\bar{\mathfrak{s}})}^* e(\bar{\mathfrak{i}}^{\mu}) \psi_{d(\bar{\mathfrak{t}})}) = \iota(\psi_{d(\bar{\mathfrak{s}})}^*) \iota(e(\bar{\mathfrak{i}}^{\mu})) \iota(\psi_{d(\bar{\mathfrak{t}})}) = \psi_{d(\mathfrak{s})}^* e(\mathfrak{i}^{\mu}) \psi_{d(\mathfrak{t})} = m_{\mathfrak{s}\mathfrak{t}}^{\mu}. \quad (6.11)$$

□

Suppose now that $\mathfrak{s} = \bar{\mathfrak{s}}(I) \in \text{Std}_\lambda(\boldsymbol{\mu})$ is an inner tableau. Then $d(\mathfrak{s})$ and $d(\bar{\mathfrak{s}})$ are different but still closely related. Let $a_{\mathfrak{s}}$ be the region of the Pascal triangle bounded by $P_{\mathfrak{s}}$ and $P_{\boldsymbol{\mu}}$ and let $a_{\bar{\mathfrak{s}}}$ be the region bounded by $P_{\bar{\mathfrak{s}}}$ and $P_{\bar{\boldsymbol{\mu}}}$, where $\bar{\boldsymbol{\mu}}$ denotes the shape of $\bar{\mathfrak{s}}$. Then $a_{\mathfrak{s}} = a_{\bar{\mathfrak{s}}} \cup s_{\boldsymbol{\mu}}$ where $s_{\boldsymbol{\mu}}$ is the region bounded by $P_{\boldsymbol{\mu}}$ and $P_{\bar{\boldsymbol{\mu}}(I)}$, see (6.13) for two examples in which we have indicated $s_{\boldsymbol{\mu}}$ with the color red. Note that $s_{\boldsymbol{\mu}}$ only depends on $\boldsymbol{\mu}$ and not on \mathfrak{s} , which is the reason for our notation. When applying Algorithm 4.6 there is an independence between the regions $a_{\bar{\mathfrak{s}}}$ and $s_{\boldsymbol{\mu}}$. Indeed, let $A_{\bar{\mathfrak{s}}} \in \mathfrak{S}_n$ be the element obtained by filling in $a_{\bar{\mathfrak{s}}}$ as in the algorithm, and let similarly $S_{\boldsymbol{\mu}} \in \mathfrak{S}_n$ be the element obtained by filling in $s_{\boldsymbol{\mu}}$. Then we have that

$$d(\bar{\mathfrak{s}}) = S_{\boldsymbol{\mu}} A_{\bar{\mathfrak{s}}}. \quad (6.12)$$



(6.13)

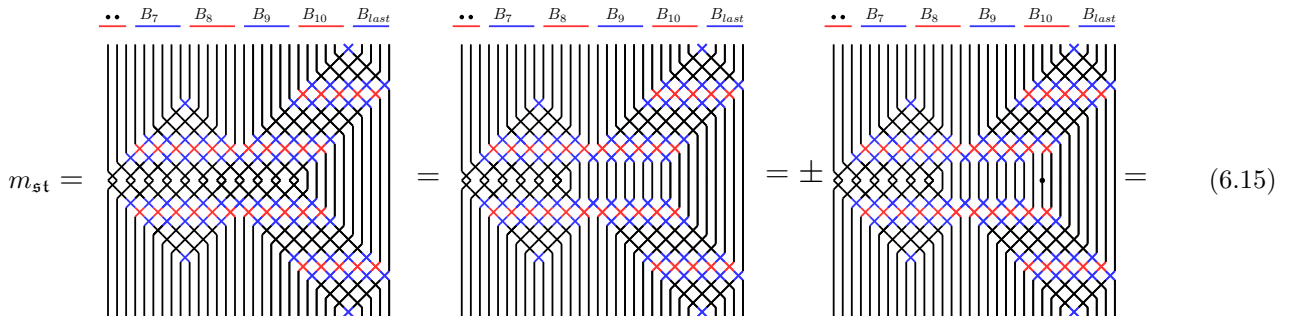
Definition 6.2. Let $\mathfrak{s} = \bar{\mathfrak{s}}(I)$ be an inner tableau. We say that \mathfrak{s} is central if $\bar{\mathfrak{s}}$ is central.

We can now prove the following Lemma.

Lemma 6.3. Let $\mathfrak{s} = \bar{\mathfrak{s}}(I)$ and $\mathfrak{t} = \bar{\mathfrak{t}}(I)$ be central inner tableaux in $\text{Std}_\lambda(\boldsymbol{\mu})$. Let $\bar{\boldsymbol{\mu}}$ be the shape of $\bar{\mathfrak{s}}$ and $\bar{\mathfrak{t}}$. Then, we have

$$m_{\mathfrak{s}\mathfrak{t}}^{\boldsymbol{\mu}} = \pm \begin{cases} (y_{\bar{n}+1} - y_{\bar{n}})\iota(m_{\bar{\mathfrak{s}}\bar{\mathfrak{t}}}^{\bar{\boldsymbol{\mu}}}) = \iota(m_{\bar{\mathfrak{s}}\bar{\mathfrak{t}}}^{\bar{\boldsymbol{\mu}}})(y_{\bar{n}+1} - y_{\bar{n}}), & \text{if } \boldsymbol{\mu} \notin \mathcal{A}^0; \\ y_{\bar{n}+1}\iota(m_{\bar{\mathfrak{s}}\bar{\mathfrak{t}}}^{\bar{\boldsymbol{\mu}}}) = \iota(m_{\bar{\mathfrak{s}}\bar{\mathfrak{t}}}^{\bar{\boldsymbol{\mu}}})y_{\bar{n}+1}, & \text{if } \boldsymbol{\mu} \in \mathcal{A}^0. \end{cases} \quad (6.14)$$

Proof. The proof is a calculation similar to the ones done in Lemma 5.9 and Theorem 5.12. Our general strategy is to first focus on the crosses that come from the region $s_{\boldsymbol{\mu}}$. Let us prove the first formula in (6.14). Thus we assume that we are in the case where $\boldsymbol{\mu}$ does not belong to the fundamental alcove. This case is a bit easier since, as we will see below, the crosses associated to the $s_{\boldsymbol{\mu}}$ region can be eliminated without altering the other parts of the diagram. We illustrate the computation in the case where \mathfrak{s} is given by the first diagram of (6.13) and where $\mathfrak{t} = \mathfrak{s}$. For these choices we calculate as follows, using the defining relations in \mathbb{B}_n together with (5.34).



(6.15)

$$\dots = \pm \begin{array}{c} \dots \quad B_7 \quad B_8 \quad B_9 \quad B_{10} \quad B_{last} \\ \text{Diagram 1} \end{array} = \pm \begin{array}{c} \dots \quad B_7 \quad B_8 \quad B_9 \quad B_{10} \quad B_{last} \\ \text{Diagram 2} \end{array} = \pm \begin{array}{c} \dots \quad B_7 \quad B_8 \quad B_9 \quad B_{10} \quad B_{last} \\ \text{Diagram 3} \end{array} \quad (6.16)$$

$$\dots = \begin{array}{c} \dots \quad B_7 \quad B_8 \quad B_9 \quad B_{10} \quad B_{last} \\ \text{Diagram 4} \end{array} = \iota(m_{\mathfrak{s}\mathfrak{t}}^{\bar{\mu}})\psi_{\bar{n}}^2 = (y_{\bar{n}+1} - y_{\bar{n}})\iota(m_{\mathfrak{s}\mathfrak{t}}^{\bar{\mu}}) = \iota(m_{\mathfrak{s}\mathfrak{t}}^{\bar{\mu}})(y_{\bar{n}+1} - y_{\bar{n}}) \quad (6.17)$$

as claimed. The general case is done the same way.

Let us now prove the second formula in (6.14), corresponding to the case where μ belongs to the fundamental alcove. In this case s_{μ} is as small as possible, as for example in the second diagram of (6.13). The proof is essentially the same as the proof of the first formula with the only difference being the vanishing of the factor $y_{\bar{n}}$ which is due to Lemma 5.5. Let us do the calculation in the case where \mathfrak{s} is given by the second diagram of (6.13), and $\mathfrak{t} = \mathfrak{s}$. We have then

$$m_{\mathfrak{s}\mathfrak{t}}^{\mu} = \begin{array}{c} \dots \quad B_7 \quad B_8 \quad B_{last} \\ \text{Diagram 1} \end{array} = \begin{array}{c} \dots \quad B_7 \quad B_8 \quad B_{last} \\ \text{Diagram 2} \end{array} = \pm \begin{array}{c} \dots \quad B_7 \quad B_8 \quad B_{last} \\ \text{Diagram 3} \end{array} \mp \begin{array}{c} \dots \quad B_7 \quad B_8 \quad B_{last} \\ \text{Diagram 4} \end{array} = \pm \begin{array}{c} \dots \quad B_7 \quad B_8 \quad B_{last} \\ \text{Diagram 5} \end{array} \quad (6.18)$$

where the blue horizontal, red and green lines have the same meaning as in (5.21). The fact that the fourth diagram of (6.18) vanishes is shown using Lemma 5.5, arguing the same way as two paragraphs above 5.23, in the proof of Theorem 5.7. This proves the Lemma. \square

Suppose that i in any element of B_{last} . Then we extend the definition in (5.28) by setting

$$\mathcal{Y}_{K+1}^{\lambda} := y_i e(i^{\lambda}) \in \mathbb{B}_n(\lambda). \quad (6.19)$$

We get from Lemma 5.4 that $\mathcal{Y}_{K+1}^{\lambda}$ is independent of the choice of i .

Corollary 6.4. *Let $G_1(\lambda)$ be as in Theorem 5.11. Then the set*

$$G_2(\lambda) = G_1(\lambda) \cup \{\mathcal{Y}_{K+1}^{\lambda}\} \quad (6.20)$$

generates $\mathbb{B}_n(\lambda)$.

Proof. Let $\mathbb{B}_n(\boldsymbol{\lambda})'$ be the subalgebra of $\mathbb{B}_n(\boldsymbol{\lambda})$ generated by $G_2(\boldsymbol{\lambda})$. Let $\mathfrak{s}, \mathfrak{t} \in \text{Std}_{\boldsymbol{\lambda}}(\boldsymbol{\mu})$. We need to show that $m_{\mathfrak{s}\mathfrak{t}}^{\boldsymbol{\mu}} \in \mathbb{B}_n(\boldsymbol{\lambda})'$. If $\mathfrak{s}, \mathfrak{t}$ are outer tableaux then the result follows by a combination of Theorem 5.11 and Lemma 6.1. Suppose now that \mathfrak{s} and \mathfrak{t} are inner tableaux. If both tableaux are central then the result follows by combining Theorem 5.11 and Lemma 6.3. Otherwise, the same argument given in the proof of Lemma 5.1 allows us to conclude that there exist central standard tableaux $\mathfrak{s}_1, \mathfrak{t}_1 \in \text{Std}_{\boldsymbol{\lambda}}(\boldsymbol{\mu})$ and monomials $M_{\mathfrak{s}}$ and $M_{\mathfrak{t}}$ in the generators $\{U_1^{\boldsymbol{\lambda}}, \dots, U_{K-1}^{\boldsymbol{\lambda}}\}$ such that

$$m_{\mathfrak{s}\mathfrak{t}}^{\boldsymbol{\mu}} = M_{\mathfrak{s}} m_{\mathfrak{s}_1 \mathfrak{t}_1}^{\boldsymbol{\mu}} M_{\mathfrak{t}}, \quad (6.21)$$

and the result follows in this case as well. \square

Corollary 6.5. $\mathcal{Y}_{K+1}^{\boldsymbol{\lambda}}$ is a central element of $\mathbb{B}_n(\boldsymbol{\lambda})$.

Proof. This follows from Corollary 6.4 once we notice that $\mathcal{Y}_{K+1}^{\boldsymbol{\lambda}}$ commutes with all the elements of $G_1(\boldsymbol{\lambda})$. \square

Lemma 6.6. We have that $(\mathcal{Y}_{K+1}^{\boldsymbol{\lambda}})^2 = 0$.

Proof. For $i = 1, 2, \dots, K+1$ we introduce the following elements of $\mathbb{B}_n(\boldsymbol{\lambda})$

$$\mathcal{L}_i^{\boldsymbol{\lambda}} := \mathcal{Y}_i^{\boldsymbol{\lambda}} - \mathcal{Y}_{i-1}^{\boldsymbol{\lambda}} \quad (6.22)$$

with the convention that $\mathcal{Y}_0^{\boldsymbol{\lambda}} := 0$. Then in Theorem 6.9 of [6] it was shown that these elements $\mathcal{L}_i^{\boldsymbol{\lambda}}$ satisfy the JM-relations of Lemma 2.9. On the other hand we have that

$$\mathcal{Y}_{K+1}^{\boldsymbol{\lambda}} = \mathcal{L}_{K+1}^{\boldsymbol{\lambda}} + \mathcal{L}_K^{\boldsymbol{\lambda}} + \dots + \mathcal{L}_1^{\boldsymbol{\lambda}} \quad (6.23)$$

and so the calculation done in (3.66) shows that $(\mathcal{Y}_{K+1}^{\boldsymbol{\lambda}})^2 = 0$, as claimed. The Lemma is proved. \square

We can now establish the connection between the extended nil-blob algebra and $\mathbb{B}_n(\boldsymbol{\lambda})$.

Theorem 6.7. Suppose that $\boldsymbol{\lambda}$ is regular. Then the assignment $\mathbb{U}_0 \mapsto \mathcal{Y}_1^{\boldsymbol{\lambda}}, \mathbb{J}_K \mapsto \mathcal{Y}_{K+1}^{\boldsymbol{\lambda}}$ and $\mathbb{U}_i \mapsto (-1)^e U_i^{\boldsymbol{\lambda}}$ for all $1 \leq i < K$, induces an \mathbb{F} -algebra isomorphism between $\widetilde{\text{NB}}_K$ and $\mathbb{B}_n(\boldsymbol{\lambda})$.

Proof. Combining Theorem 5.12, Corollary 6.5 and Lemma 6.6 we get that the assignment of the Theorem defines an algebra homomorphism, which is surjective in view of Corollary 6.4. The two algebras have the same dimension $2 \binom{2K}{K}$, and hence the Theorem is proved. \square

The following is the main result of our paper. It establishes a connection between the algebras \tilde{A}_w and $\mathbb{B}_n(\boldsymbol{\lambda})$, as predicted in [6] and [15].

Theorem 6.8. Let $\boldsymbol{\lambda}$ be a regular bipartition. Suppose that $\boldsymbol{\lambda}$ is located in the alcove \mathcal{A}_w . Then, $\tilde{A}_w \cong \mathbb{B}_n(\boldsymbol{\lambda})$ as \mathbb{F} -algebras.

Proof. This is an immediate consequence of Corollary 3.9 and Theorem 6.7. \square

REFERENCES

- [1] S. Al Harbat, C. González, D. Plaza, *Type \tilde{C} Temperley-Lieb algebra quotients and Catalan combinatorics*, arXiv:1904.08351v1.
- [2] C. Bowman, *The many graded cellular bases of Hecke algebras*, arXiv:1702.06579.
- [3] C. Bowman, A. Cox, L. Speyer, *A Family of Graded Decomposition Numbers for Diagrammatic Cherednik Algebras*, IMRN **2017**(9) (2017), 2686-2734.
- [4] J. Brundan, A. Kleshchev, *Blocks of cyclotomic Hecke algebras and Khovanov-Lauda algebras*, Invent. Math. **178** (2009), 451-484.
- [5] A. Cox, J. Graham, P. Martin (2003), *The blob algebra in positive characteristic*, Journal of Algebra, **266**(2), 584-635.
- [6] J. Espinoza, D. Plaza, *Blob algebra and two-color Soergel calculus*, Journal of Pure and Applied Algebra **223**(11), (2019), 4708-4745.
- [7] B. Elias, G. Williamson, *Soergel calculus*, Representation Theory **20** (2016), 295-374.
- [8] J. J. Graham, G. I. Lehrer, *Cellular algebras*, Inventiones Mathematicae **123** (1996), 1-34.
- [9] A. Hazi, P. Martin, A. Parker, *Indecomposable tilting modules for the blob algebra*, arXiv:1809.10612.

- [10] J. E. Humphreys, *Reflection groups and Coxeter groups*, volume **29** of Cambridge Studies in Advanced Mathematics. Cambridge University Press, Cambridge, 1990.
- [11] J. Hu, A. Mathas, *Graded cellular bases for the cyclotomic Khovanov-Lauda-Rouquier algebras of type A*, Adv. Math., **225** (2010), 598-642.
- [12] L. T. Jensen, G. Williamson, *The p -Canonical Basis for Hecke Algebras*, in Categorification in Geometry, Topology and Physics, 333361, Contemp. Math. 583 (2017).
- [13] M. Khovanov, A. Lauda, *A diagrammatic approach to categorification of quantum groups I*, Represent. Theory **13** (2009), 309-347.
- [14] N. Libedinsky, *Gentle introduction to Soergel bimodules I: The basics*, Sao Paulo Journal of Mathematical Sciences, **13**(2) (2019), 499-538.
- [15] N. Libedinsky, D. Plaza, *Blob algebra approach to modular representation theory*, arXiv:1801.07200.
- [16] D. Lobos, S. Ryom-Hansen, *Graded cellular basis and Jucys-Murphy elements for generalized blob algebras*, arXiv:1812.11143v2, to appear in Journal of Pure and Applied Algebra.
- [17] P. P. Martin, H. Saleur, *The blob algebra and the periodic Temperley-Lieb algebra*, Lett. Math. Phys. **30** (1994), 189-206.
- [18] P. P. Martin, D. Woodcock, *Generalized blob algebras and alcove geometry*, LMS Journal of Computation and Mathematics **6**, (2003), 249-296.
- [19] P. P. Martin, D. Woodcock, *On the structure of the blob algebra*, J. Algebra **225** (2000), 957-988.
- [20] A. Mathas, *Seminormal forms and Gram determinants for cellular algebras*, J. Reine Angew. Math., **619** (2008), 141-173. With an appendix by M. Soriano.
- [21] S. Riche, G. Williamson, *Tilting Modules and The p -Canonical Basis*, Astérisque **397** (2018), 1-184.
- [22] D. Plaza, S. Ryom-Hansen, *Graded cellular bases for Temperley-Lieb algebras of type A and B*, Journal of Algebraic Combinatorics, **40**(1) (2014), 137-177.
- [23] R. Rouquier, *2-Kac-Moody Algebras*, arXiv:0812.5023.
- [24] S. Ryom-Hansen, *Jucys-Murphy operators for Soergel bimodules*, arXiv:1607.03470.
- [25] W. Soergel, *Kazhdan-Lusztig-Polynome und unzerlegbare Bimoduln über Polynomringen*, J. Inst. Math. Jussieu **6** (2007), no. 3, 501-525.
- [26] W. Soergel. *Kategorie \mathcal{O} , perverse Garben und Moduln über den Koinvarianten zur Weylgruppe*. J. Amer. Math. Soc., **3**(2) (1990), 421-445,

DIEGO.LOBOS@PUCV.CL, UNIVERSIDAD DE TALCA/PONTIFICIA UNIVERSIDAD CATÓLICA DE VALPARAISO, CHILE.
 DPLAZA@INST-MAT.UTALCA.CL, UNIVERSIDAD DE TALCA, CHILE.
 STEEN@INST-MAT.UTALCA.CL, UNIVERSIDAD DE TALCA, CHILE.