

# Scalable Influence Estimation Without Sampling

**Andrey Y. Lokhov**

*Theoretical Division, Los Alamos National Laboratory, Los Alamos, NM 87545*

LOKHOV@LANL.GOV

**David Saad**

*School of Engineering & Applied Science, Aston University, Birmingham B4 7ET, UK*

D.SAAD@ASTON.AC.UK

## Abstract

In a diffusion process on a network, how many nodes are expected to be influenced by a set of initial spreaders? This natural problem, often referred to as *influence estimation*, boils down to computing the marginal probability that a given node is active at a given time when the process starts from specified initial condition. Among many other applications, this task is crucial for a well-studied problem of *influence maximization*: finding optimal spreaders in a social network that maximize the influence spread by a certain time horizon. Indeed, influence estimation needs to be called multiple times for comparing candidate seed sets. Unfortunately, in many models of interest an exact computation of marginals is #P-hard. In practice, influence is often estimated using Monte-Carlo sampling methods that require a large number of runs for obtaining a high-fidelity prediction, especially at large times. It is thus desirable to develop analytic techniques as an alternative to sampling methods. Here, we suggest an algorithm for estimating the influence function in popular *independent cascade* model based on a scalable *dynamic message-passing* approach. This method has a computational complexity of a single Monte-Carlo simulation and provides an upper bound on the expected spread on a general graph, yielding exact answer for treelike networks. We also provide dynamic message-passing equations for a stochastic version of the *linear threshold* model. The resulting saving of a potentially large sampling factor in the running time compared to simulation-based techniques hence makes it possible to address large-scale problem instances.

**Keywords:** Influence Estimation, Dynamic Message-Passing, Independent Cascade Model, Linear Threshold Model, Message Passing Algorithm

## 1. Introduction

Accurate prediction of an outcome of information diffusion from a given set of initial spreaders is a challenging problem known as *influence estimation*. This is one of the first natural questions that one would like to answer when studying a particular spreading process. Examples include estimation of the size of epidemic outbreak for determining the necessary quarantine and vaccination measures [Hethcote \(2000\)](#); forecasting the impact of cascading failures in critical infrastructures for determining the set of control actions preventing the outage [Dobson et al. \(2007\)](#); or prediction of the outcome of a marketing or political campaign for an optimal use of limited budget and resources [Domingos and Richardson \(2001\)](#). This last application motivates a popular *influence maximization* problem, pivotal for efficient marketing, opinion setting and other spreading processes within social networks, where the task is broadly defined as identifying a given number of individual constituents who will maximize the spread of information, or influence, within a certain time window [Domingos and Richardson \(2001\)](#). This problem was first mathematically formulated for the Independent Cascade (IC) [Goldenberg et al. \(2001\)](#) and Linear Threshold (LT) [Granovetter \(1978\)](#) models by

Kempe et al. in [Kempe et al. \(2003\)](#). A remarkable result for the NP-hard seed selection problem states that a simple greedy algorithm guarantees a  $(1 - 1/e)$  approximation to the optimal solution provided the oracle value for the influence function. The challenge is that the exact computation of the influence function has been proved to be #P-hard [Chen et al. \(2010\)](#) itself. Henceforth, in practice one typically resorts to approximation methods for carrying out the influence estimation task. Existing approaches to influence estimation can be broadly classified into two categories: sampling-based techniques and analytical methods, with or without rigorous guarantees. Without aiming at providing an extensive survey of existing methods, in the Related Work section below we point out most relevant references to the present work.

In this paper, we build on *dynamic message-passing* (DMP) approach and develop two low complexity algorithms for an accurate estimation of the influence function in IC model in an arbitrary time frame: DMPEST and DMPINF, for estimating the influence function at finite and infinite time horizons, respectively. DMPEST and DMPINF correctly deal with the exclusion of the influence of the node to be updated, and estimate the spread without any restrictions on the values of transmission probabilities. Importantly, both algorithms scale only linearly with the number of edges in the graph for arbitrary initial conditions, including the probabilistic seeding assignment. We prove that DMP-estimated influence is exact on tree graphs and on graphs with the size of the loops that is larger than the time horizon of interest, and still provides an upper bound on exact influence on general loopy graphs. As the main focus of this work, we provide numerical evidence for the accuracy and scalability of the DMP-based approach, and conclude with a few remarks on perspectives of using DMP method for reducing the number of simulations in sampling-based approaches, as well as on possible extensions.

## 2. Related work

### 2.1. Sampling methods

Monte-Carlo sampling represents a natural class of methods used for estimating the influence function [Kempe et al. \(2003\)](#); [Chen et al. \(2009\)](#); [Du et al. \(2013\)](#); [Cohen et al. \(2014\)](#); [Lucier et al. \(2015\)](#); [Nguyen et al. \(2017\)](#). The crucial bottleneck within this approach consists in the time complexity of Monte-Carlo simulations that grows with the number of graph edges  $|E|$ , campaign deadline  $T$  and the number of runs  $R$  that are required to achieve a desired accuracy of influence estimate. The work [Du et al. \(2013\)](#) estimates the number of samples required to achieve a certain accuracy in continuous-time independent cascade model, which however depends on the actual unknown influence function. The sketching approach of [Cohen et al. \(2014\)](#) construct oracles guarantee constant-factor approximation approximations to the influence functions through samples of influence graphs, however the number of required samples can be quadratic in the size of the graph. Recent works [Lucier et al. \(2015\)](#) and [Nguyen et al. \(2017\)](#) provide advanced algorithms for reducing sampling requirements, and explore the possibility of distributed computations that is essential for scaling up the problem size. However, even with these improved algorithms, the required effective sampling factor  $R$  scales at least linearly with the size of the network instance. Hence, it is natural to search for methods that might potentially save on these factors necessary for sampling methods.

## 2.2. Analytical methods

Given the potentially high cost of sampling methods, it is desirable to develop approximate influence estimation methods that do not rely on sampling, but still provide guarantees on the quality of the approximation. STEADYSTATESPREAD algorithm for approximating influence based on a direct application of the model probability rule has been suggested in [Aggarwal et al. \(2011\)](#). However, this algorithm does not correctly account for the activation of the node to be updated, and hence is not exact even on tree graphs. This fact has been noticed in subsequent works [Zhang et al. \(2013\)](#) where inclusion-exclusion terms in the update step have been considered, and in [Yang et al. \(2012\)](#) where an approximation based on the linearization of the IC model update rule has been exploited. The paper [Zhou et al. \(2015\)](#) provides an upper bound on the influence function through an approximate relation of spread at subsequent times via matrix of transmission probabilities. This bound constitutes a basis for the UBLF algorithm for influence maximization [Zhou et al. \(2013\)](#). However, this approach suffers from similar shortcomings as equations in [Aggarwal et al. \(2011\)](#), and overestimates the spread even on tree graphs, while asymptotic approximation is obtained only for small transmission probabilities and large number of nodes in the graph. Moreover, convergence analysis of the series requires transmission probabilities to be strictly smaller than one, and the resulting algorithm requires inversion of a system-large matrix which is potentially time-consuming. Lastly, several other spectral methods have been developed for upper-bounding the influence at infinite time based on finding the spectral radius of the adjacency matrix [Draief et al. \(2006\)](#), Hazard matrix [Lemonnier et al. \(2014\)](#), or its refinement accounting for the sensitive edges [Lee et al. \(2016\)](#).

Several analytical approaches have been developed for particular cases or approximations to the IC model. For instance, [Kimura and Saito \(2006\)](#) treats the variant of the IC model where propagation only occurs through shortest paths on the network. [Liu et al. \(2014\)](#) provides an upper bound on the spread, but for the linear model where influence flowing into a node is a linear combination of influences flowing from its neighbors, instead of a product leading to non-linear expressions in the original IC model. Both approaches work as approximations for IC model only for small enough propagation probabilities. Exact equations for estimating influence of a single seed on a tree graph have been derived in [Jung et al. \(2012\)](#); however, the general case of an arbitrary set of active nodes in the approach of [Jung et al. \(2012\)](#) requires the use of an oracle influence estimation algorithm or sampling as a subroutine.

The main challenge in the analytical approach is due to the fact influence estimation represents an NP-hard inference problem of computation of marginal probabilities in loopy graphical models. However, there exists a class of graphical model algorithms that are specifically tailored to tackle this problem. These techniques are related to loopy belief propagation method, and are commonly referred to as *message-passing algorithms* [Mezard and Montanari \(2009\)](#); [Wainwright and Jordan \(2008\)](#). Recently, some of these methods have been generalized for selected dynamical models, leading to heuristic algorithms for approximating activation probabilities in several discrete and continuous-time epidemic, threshold and rumor spreading models [Karrer and Newman \(2010\)](#); [Altarelli et al. \(2013, 2014\)](#); [Shrestha and Moore \(2014\)](#); [Lokhov et al. \(2015\)](#). Message passing-type equations that are most intimately related to the infinite-time case in the present work have appeared in recent work focusing on the computation of the cascade size distribution for homogeneous [Burkholz \(2019\)](#) and heterogeneous [Burkholz and Quackenbush \(2019\)](#) activation probabilities, and in [Abbe et al. \(2017\)](#) where similar expressions have been used for establishing upper bounds on the spread at infinite time using the non-backtracking walks approach, previously used

for community detection problems [Krzakala et al. \(2013\)](#). Finally, as noted in [Lokhov \(2016\)](#), the finite-time equations for the Independent Cascade model presented in this work are related to the dynamic equations for the susceptible-infected-recovered model [Volz \(2008\)](#); [Karrer and Newman \(2010\)](#); [Miller \(2011\)](#); [Altarelli et al. \(2014\)](#); [Lokhov et al. \(2015\)](#) used for modeling some epidemic spreading processes, in the limit of deterministic recovery rate; as we will see below, a particular dynamical rule for the Independent Cascade model allows one to obtain simplified equations that contain only one type of dynamical variables, or messages, which make them practical for analysis and implementation.

### 2.3. Additional Related Work

A large body of work has been focused on improving the scalability of sampling methods, but acting as a subroutine for drastically reducing the number of unnecessary computations inside the greedy approach to the influence maximization problem; see [Leskovec et al. \(2007b\)](#); [Goyal et al. \(2011\)](#); [Borgs et al. \(2014\)](#); [Tang et al. \(2014, 2015\)](#) for a non-exhaustive list. Most of these methods are related to influence estimation in the sense that they attempt to carefully prune the nodes that are not important from the influence maximization perspective, see [Chen et al. \(2013\)](#) and [Kempe et al. \(2015\)](#) for recent reviews. However, they do not necessarily provide guarantees for the influence estimation problem considered here. Notice that in the present paper, we focus on the task of accurate influence estimation as a general problem that has applications for problems beyond influence maximization, for instance identifying the origin of the influence spread from measurements at sparsely located sensors [Shah and Zaman \(2011\)](#); [Lokhov et al. \(2014\)](#), or estimation of model parameters from partially observed samples [Lokhov \(2016\)](#); [Lokhov and Misiakiewicz \(2015\)](#). In addition, there exists a large number of heuristic methods that aim at estimating the influence by completely neglecting the dynamic model, e.g. those based on variants of random selection, weighted degree distributions and node centralities. Although these techniques may scale well, we do not review them here as their performance is not guaranteed and significantly varies in quality depending on the considered model and setting. Finally, let us also mention recent papers that address the problem of direct estimation of influence functions from samples [Narasimhan et al. \(2015\)](#); [Du et al. \(2014\)](#). This line of research is in some sense orthogonal to the present contribution where we assume a well-defined model and develop an analytical method for scalable estimation of the influence function.

## 3. Model and Problem Definition

### 3.1. Model

We study the popular model used in the studies of influence estimation and maximization, the discrete-time Independent Cascade model [Kempe et al. \(2003\)](#). An instance of the IC model is defined on a graph  $G = (V, E)$  with  $V$  and  $E \subseteq V \times V$  denoting the set of nodes and pairwise edges, respectively. At any time, a node  $i$  can be in either inactive or active state. A node  $i$  activated at a time  $t$  has a single chance to activate its neighbor  $j$  at the subsequent time  $t + 1$  with probability  $b_{ij}$  associated with the edge  $(i, j) \in E$ . Each realization of this diffusion process can be interpreted in terms of a live-edge graph [Kempe et al. \(2003\)](#) defined on the set of nodes  $V$  and described by a set of binary random variables  $\mathbf{d} = \{d_{ij}\}_{(i,j) \in E}$  associated with edges in the graph. Each edge  $(i, j) \in E$  is declared *live* randomly with probability  $b_{ij}$  (in which case we set  $d_{ij} = 1$ ), and *blocked*

otherwise (and thus characterized by  $d_{ij} = 0$ ). Given the *seeds*, i.e. a set  $S$  of active nodes at initial time  $t = 0$ , the set of eventually influenced nodes is given by the set of nodes that are connected to nodes in  $S$  via the live edges. We will say that node  $i$  is *reachable* from node  $j$  in time  $t$  on graph  $G$  if there exists a path connecting  $i$  and  $j$  such that  $d_{ij} = 1$  along all edges of this path and its length is smaller or equal to  $t$ . Additionally, for the reasons that will become clear later, in the definition of reachable nodes we exclude paths that traverse the same edge multiple times.

Another model that has been considered in the context of influence estimation and maximization is the Linear Threshold model [Granovetter \(1978\)](#), where to each node  $i$  is associated a certain activation threshold  $\theta_i \in [0, 1]$ , and  $i$  activates if the following condition is satisfied:  $\sum_{j \in \partial i} b_{ji} x_j \geq \theta_i$ , where  $\partial i$  denotes the set of neighbors of  $i$ , entries of  $\mathbf{b}$  satisfy  $\sum_{j \in \partial i} b_{ji} \leq 1$ , and  $x_j = 1$  if  $j$  is active and  $x_j = 0$  otherwise. We do not focus on this model in the present work because the original version of this model assumes a deterministic dynamics [Granovetter \(1978\)](#); [Kempe et al. \(2003\)](#), where influence can be easily estimated in linear time. It is however possible to generalize this model by introducing a stochastic activation rule and non-deterministic initial conditions. For completeness, in [Appendix A](#) we discuss the dynamic message-passing equations for the LT model, variants of which have previously appeared in the literature for different settings related to this model, see [Ohta and Sasa \(2010\)](#); [Altarelli et al. \(2013\)](#); [Shrestha and Moore \(2014\)](#); [Lokhov et al. \(2015\)](#).

### 3.2. Influence function

The object of our main interest is the so-called *influence function*  $\sigma(S)$ , that represents the expected number of ultimately influenced nodes averaged over the stochasticity of transmission probabilities  $\mathbf{b} = \{b_{ij}\}_{ij \in E}$ , or, equivalently, over the realization of  $\mathbf{d}$ . As discussed above, this object is crucial in the classical *influence maximization* problem that attempts to find the set of seeds of size  $k$  leading to the maximum value of the influence. Although the influence function is essentially defined in the large time limit when the diffusion process stops, in many real-world scenarios with a very large number of nodes it might be desirable to predict the expected outcome at finite time horizon  $T$ , which may for instance represent the deadline of a marketing campaign [Du et al. \(2013\)](#). Let  $\sigma_t(S)$  be the expected number of active nodes at time  $t$ ; with this definition, the original influence function  $\sigma(S)$  can be equivalently denoted as  $\sigma_\infty(S)$ .

Classical formulations of the influence estimation and maximization problems assume a deterministic selection of the initial influence set of nodes. At the same time, it is easy to think of real-world applications with limited allocation budget, where an access to a subset of nodes for initial seeding is limited or influencing any desirable node is too costly; there is always a possibility that the initial seed might “change its mind”. Instead, one may imagine a scenario of massive targeted advertisement campaign that attempts to reach specific nodes by spending more or less resources on implementing the initial seeding. Formally, assume that each node  $i$  at initial time is activated independently with probability  $p_i(0)$ , so that the sum of these probabilities over the entire graph is equal to the total available budget:  $\sum_{i \in V} p_i(0) = k$ . In this setting, the influence function should be generalized to take into account an arbitrary initial condition  $\mathbf{p}_0 = (p_1(0), \dots, p_{|V|}(0))$  of the type described above. It may therefore be advantageous to develop influence estimation method that can cope with this extension to probabilistic initial condition. Obviously, the case of classical seeds represents a particular case where probabilities  $p_i(0)$  for respective nodes are set to one or zero.

### 3.3. Marginal activation probabilities

Let us denote  $p_i(t)$  the probability that node  $i$  is active at time  $t$ , and  $t_i$  the time at which node  $i$  gets activated (with a convention  $t_i = T + 1$  if node  $i$  does not get activated before the time horizon  $T$ ). Then, given the initial condition  $\mathbf{p}_0$ , the influence function at time  $t$  can be expressed as a sum over marginal probabilities that nodes get activated before time  $t$ :

$$\sigma_t(\mathbf{p}_0) = \mathbb{E} \left[ \sum_{i \in V} \mathbb{1}[t_i \leq t] \right] = \sum_{i \in V} p_i(t), \quad (1)$$

where the expectation is taken over the realizations of  $t_i$ . Therefore, for producing an accurate estimation of the influence function  $\sigma_t(\mathbf{p}_0)$ , it is crucial to estimate marginal probabilities  $p_i(t)$ . In the next section, we introduce our *dynamic message-passing* approach to the computation of  $p_i(t)$  in the IC model.

## 4. Dynamic Message-Passing Method

In this section, we introduce dynamic message-passing equations that will serve as a foundation for our influence estimation algorithm. We will first start with a derivation on tree graphs, and will then state approximate equations that can be used in the case of loopy graphs for estimating marginal activation probabilities  $p_i(t)$ .

### 4.1. Derivation of DMP equations on trees

As a starting point, we notice that for each node  $i \in V$  the marginal probability  $p_i(t)$  can be exactly expressed as

$$p_i(t) = 1 - [1 - p_i(0)] q_i(t). \quad (2)$$

The equation (2) is true for any graph, and straightforwardly conveys the following meaning: the probability that node  $i$  is active at time  $t$  is given by one minus the probability that  $i$  has not been activated by time  $t$ . This last event is given by the probability  $(1 - p_i(0))$  that node  $i$  was not active initially times  $q_i(t)$  that denotes the probability that node  $i$  was not activated by its neighbors before time  $t$ .

Unfortunately, it is hard to compute the quantity  $q_i(t)$  on a general graph. However, it is possible to compute  $q_i(t)$  exactly on tree graphs, whereby

$$q_i(t) = \prod_{j \in \partial i} q_{j \rightarrow i}(t), \quad (3)$$

where  $\partial i$  denotes the set of neighbors of  $i$  on the graph  $G$ , and  $q_{j \rightarrow i}(t)$  represents the probability that node  $i$  did not get activated by its neighbor  $j$  through the edge  $(ji) \in E$  by time  $t$ . Note that by definition  $q_{j \rightarrow i}(t)$  is conditioned on the fact that node  $i$  is not active at time  $t$ .

Figure 1, Left provides an explanation why the expression (3) is exact for tree graphs. Indeed, if node  $i$  is not active, the influence of different branches centered in node  $i$  are independent as on a tree by definition they do not have overlapping edges. Therefore, the expression for the marginal (2) can be rewritten as follows:

$$p_i(t) = 1 - [1 - p_i(0)] \prod_{j \in \partial i} q_{j \rightarrow i}(t). \quad (4)$$

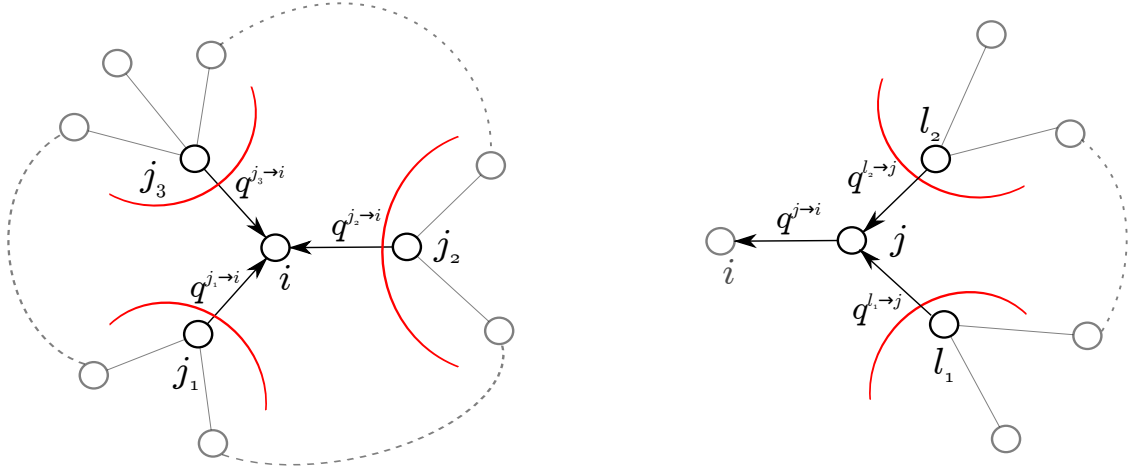


Figure 1: **Left:** Illustration of computation of  $q_i(t)$ . On a tree (dashed paths not present), contribution of different branches are independent, and hence expressions (3) and (4) are exact. On a loopy graph (dashed paths may exist), the quantities  $q_{j \rightarrow i}(t)$  for  $j \in \partial i$  are not independent, and factorization (3) becomes only an approximation. **Right:** Illustration of computation of  $q_j^{(i)}(t)$ . Node  $i$  has been removed from the graph, and does not influence  $j$ . On a tree (dashed paths not present), contribution of different remaining branches are independent, and hence expressions (6) and (7) are exact. On a loopy graph (dashed paths may exist), the quantities  $q_{l \rightarrow j}(t)$  for  $l \in \partial j \setminus i$  are not independent, and factorization (6) becomes only an approximation. Both approximations (3) and (6) are good in treelike networks, where dashed paths are long, or in the case where transmission probabilities along the dashed path are small.

Let us now introduce a different quantity,  $p_{j \rightarrow i}(t)$ , that denotes the probability that  $j$  is activated conditioned on the fact that  $i$  is not. As previously,  $p_{j \rightarrow i}(t)$  can be thought of as an equivalent of  $p_j(t)$  defined on a graph where  $i$  has been deleted together with all its adjacent edges. Therefore, similarly to (2),  $p_{j \rightarrow i}(t)$  can be defined as

$$p_{j \rightarrow i}(t) = 1 - [1 - p_j(0)] q_j^{(i)}(t), \quad (5)$$

where  $q_j^{(i)}(t)$  is defined in the cavity graph from which node  $i$  has been removed. The definition (5) is valid for any graph, but, again, it is difficult to compute the quantity  $q_j^{(i)}(t)$  on general graph. However, equivalently to (3), on tree graphs we have

$$q_j^{(i)}(t) = \prod_{l \in \partial j \setminus i} q_{l \rightarrow j}(t). \quad (6)$$

Equation (6) mimics expression (3), but for  $q_j^{(i)}(t)$  instead of  $q_i(t)$ . The difference is that the product in the right hand side of (6) runs over  $\partial j \setminus i$  that denotes the set of neighbors of  $j$  except  $i$ ; this is due to the definitions of  $p_{j \rightarrow i}(t)$  and  $q_j^{(i)}(t)$  that assume that  $i$  is not active at time  $t$  (or, alternatively, that  $i$  has been removed from the graph), see Figure 1, Right for an illustration of this concept.

Now, similarly to (4), the evolution of  $p_{j \rightarrow i}(t)$  for times  $t \geq 0$  on tree graphs simply reads:

$$p_{j \rightarrow i}(t) = 1 - [1 - p_j(0)] \prod_{l \in \partial j \setminus i} q_{l \rightarrow j}(t). \quad (7)$$

At this point, let us notice that  $q_{j \rightarrow i}(t+1)$  can be expressed as  $p_{j \rightarrow i}(t)$  by recalling the definition of these two quantities:

$$q_{j \rightarrow i}(t+1) = 1 - b_{ji} p_{j \rightarrow i}(t). \quad (8)$$

Indeed, the probability that  $i$  did not get activated by its neighbor  $j$  through the edge  $(ji) \in E$  by time  $t+1$  is given by one minus that both of the following events occurred: node  $j$  got activated by time  $t$  (this happens with probability  $p_{j \rightarrow i}(t)$ ), and the edge  $(ji)$  was live, i.e.  $d_{ji} = 1$  (this happens with probability  $b_{ji}$ ).

Now substituting relation (8) in (7), we finally obtain the following equations for  $t > 0$ :

$$p_{j \rightarrow i}(t) = 1 - [1 - p_j(0)] \prod_{l \in \partial j \setminus i} [1 - b_{lj} p_{l \rightarrow j}(t-1)], \quad (9)$$

$$p_i(t) = 1 - [1 - p_i(0)] \prod_{j \in \partial i} [1 - b_{ji} p_{j \rightarrow i}(t-1)]. \quad (10)$$

Once the conditional probabilities  $p_{j \rightarrow i}(t)$  are obtained by running the system of equations on graph edges (13), the marginal probabilities  $p_i(t)$  are estimated through equation (14). Combined with the initialization

$$p_{i \rightarrow j}(0) = p_i(0) \quad \forall (i, j) \in E, \quad (11)$$

equations (9)-(11) constitute our *dynamic message-passing equations* for computing the marginals in IC model on tree graphs. The reason for this name is that (9) can be interpreted as passing “dynamic messages” (conditional probabilities  $p_{j \rightarrow i}(t)$ ) along the edges of the graph.

## 4.2. DMP equations on arbitrary graphs

Definitions (2), (5) and (8) are valid on arbitrary graphs. However, equations (3) and (6) are no longer exact on graphs with loops: as explained in Figure 1, the factorization over branches rooted at node  $i$  is in general no longer valid because quantities  $q_{j \rightarrow i}(t)$  are not independent anymore due to potential presence of loops. However, we can still use these expressions as an approximation. A priori, this approximation is of a good quality as long as either of the two conditions are met: (i) the graph is locally treelike, i.e. the length of a typical loop is large; (ii) transmission probabilities are small. In both of these cases, the mutual influence between different  $q_{j \rightarrow i}(t)$  becomes negligible and vanishes while propagating through the loop. In the field of message-passing algorithms, these conditions are usually formally referred to as correlation decay properties, and can be proven for certain models [Wainwright and Jordan \(2008\)](#). Condition (i) is typically met for random graphs for large enough  $N$ ; for instance, the smallest loop in a sparse Erdős-Rényi random graph with coordination number  $c$  scales as  $\log_c N$  [Mezard and Montanari \(2009\)](#).

Taking the considerations above into account, we essentially use equations (9) and (4) as a definition of the algorithm defined on a general graph with loops, replacing exact marginals  $p_i(t)$



and messages  $p_{j \rightarrow i}(t)$  by their estimates that we denote by  $\hat{p}_i(t)$  and  $\hat{p}_{j \rightarrow i}(t)$ <sup>1</sup>. For instance, it means that we employ the following approximation for  $p_i(t)$ :

$$p_i(t) \approx \hat{p}_i(t) = 1 - [1 - p_i(0)] \prod_{j \in \partial i} \hat{q}_{j \rightarrow i}(t), \quad (12)$$

where  $\hat{q}_{j \rightarrow i}(t) = 1 - b_{ji} \hat{p}_{j \rightarrow i}(t)$  represents an estimate of  $q_{j \rightarrow i}(t)$ .

In the end of the day, DMP equations for IC model on arbitrary graphs read for all  $i \in V$  and  $(i, j) \in E$ :

$$\hat{p}_{j \rightarrow i}(t) = 1 - [1 - p_j(0)] \prod_{l \in \partial j \setminus i} [1 - b_{lj} \hat{p}_{l \rightarrow j}(t - 1)], \quad (13)$$

$$\hat{p}_i(t) = 1 - [1 - p_i(0)] \prod_{j \in \partial i} [1 - b_{ji} \hat{p}_{j \rightarrow i}(t - 1)]. \quad (14)$$

Estimates  $\hat{p}_{j \rightarrow i}(t)$  are obtained by running the system of equations on graph edges (13) starting with the initialization

$$\hat{p}_{i \rightarrow j}(0) = p_i(0) \quad \forall (i, j) \in E. \quad (15)$$

Marginal probabilities  $p_i(t)$  are then estimated through equation (14).

At this point, let us make a connection to existing analytical results for the IC model in the literature. The STEADYSTATESPREAD algorithm of [Aggarwal et al. \(2011\)](#) is based on update equations that are similar to (14), except that  $\hat{p}_{j \rightarrow i}(t - 1)$  in the right hand side of the equation is replaced by the estimate of the full marginal probability  $\hat{p}_j(t - 1)$ . Although the resulting expression is similar to the update rule in IC model for a single sampling run, it is easy to see that it leads to incorrect dependencies for activation probabilities even on a tree graph. In particular, it creates an “echo chamber” effect, where node  $j$  can influence node  $i$  while being influenced by  $i$  at the previous step, a situation clearly prohibited by the model. The algorithms of [Kimura and Saito \(2006\)](#) and [Zhou et al. \(2015\)](#) can suffer from similar effects, while DMP equations correctly excludes this kind of effect via dynamic messages. Interestingly, this effect has been accounted for in an earlier work [Jung et al. \(2012\)](#), where equations for estimating influence of a single seed on a tree graph have been derived; however, the authors did not derive the respective equations for the case of an arbitrary set of active nodes, and instead wrote approximate equations that require the use of a different influence estimation algorithm or sampling as a subroutine. In the case of linearized scheme similar to the one in [Liu et al. \(2014\)](#), one should be careful and start from DMP equations (13)-(14) that provide a better approximation to the underlying marginal probabilities. It is worth noticing that most analytical methods reported better results in case of small transition probabilities. We anticipate that this may be possible due to the correlation decay of the type described above, and represents a natural behavior of approximation algorithms. Finally, as discussed in the Introduction, expressions similar to the large-time limit (discussed below) of the DMP equations introduced above have appeared as subroutines in [Abbe et al. \(2017\)](#); [Burkholz and Quackenbush \(2019\)](#), while finite-time DMP equations are equivalent to those of the SIR model [Karrer and Newman \(2010\)](#); [Lokhov et al. \(2015\)](#) in the limit of deterministic recovery rate, but involve a single dynamic message due to the peculiarity of dynamic rules of the IC model.

1. This is similar to how loopy belief propagation algorithm relates to belief propagation algorithm derived on a tree graph [Wainwright and Jordan \(2008\)](#).

---

**Algorithm 1** DMPEST ( $G, \mathbf{b}, \mathbf{p}_0, T$ )

---

**Input:** Graph  $G = (V, E)$ , time horizon  $T$ , transition probabilities  $\mathbf{b} = \{b_{ij}\}_{(ij) \in E}$ , initial conditions  $\mathbf{p}_0 = (p_1(0), \dots, p_{|V|}(0))$

- 1: **for**  $(i, j) \in E$  **do**
- 2:   Initialize  $\hat{p}_{i \rightarrow j}(0) = p_i(0)$  as in (15)
- 3: **end for**
- 4: **for**  $t = 1$  **to**  $T - 1$  **do**
- 5:   **for**  $(i, j) \in E$  **do**
- 6:     Compute  $\hat{p}_{j \rightarrow i}(t)$  through (13)
- 7:   **end for**
- 8: **end for**
- 9: **for**  $i \in V$  **do**
- 10:   Compute  $\hat{p}_i(T)$  using (14)
- 11: **end for**
- 12:  $\hat{\sigma}_T(\mathbf{p}_0) \leftarrow \sum_{i \in V} \hat{p}_i(T)$
- 13: **return**  $\hat{\sigma}_T(\mathbf{p}_0)$

---

## 5. Influence Estimation with DMP

In this section, we use DMP equations derived in the previous section to estimate the influence function under IC model.

### 5.1. Influence estimation at finite time

DMP equations represent the central part of the DMPEST algorithm that we use to provide an estimation  $\hat{\sigma}_T(\mathbf{p}_0)$  of the influence function value (1), see Algorithm 1. It is easy to see that for influence estimation at finite time horizon  $T$ , the computational complexity of DMPEST is  $O(|E|T)$ , i.e. proportional to the complexity of a single Monte-Carlo simulation of the IC dynamics.

Let us now outline some properties of the DMP equations (13)-(15). The following theorem suggests that influence estimate obtained through DMPEST is exact when  $G$  is a tree.

**Theorem 1 (Exact estimation on trees)** *The influence estimate  $\hat{\sigma}_T(\mathbf{p}_0)$  output by DMPEST is exact if the underlying graph  $G$  is a tree.*

**Proof** [Proof of Theorem 1] Directly follows from the derivation of DMP equations in tree networks in the previous section. ■

Alternatively, the statement of the theorem follows from the fact that DMP equations (13)-(15) can be derived using the general belief propagation approach on time trajectories Likhov et al. (2015) for models with progressive dynamics, while belief propagation equations provide exact marginal probabilities on tree graphs. Perhaps more interestingly, it is possible to show that DMPEST algorithm provides an upper bound on the influence value on general loopy graphs, as stated in the following theorem.

**Theorem 2 (Bound on the influence on general graphs)** *For general graphs, the estimate  $\hat{\sigma}_T(\mathbf{p}_0)$  output by DMPEST represents an upper bound on the influence function value  $\sigma_T(\mathbf{p}_0)$ .*

The proof of the Theorem 2 is given in the Appendix B. Theorem 2 states that DMPEST can be used to quantify the efficacy of investment in a marketing campaign, providing a guarantee that the spread will not rise above the bound given by DMPEST. On the other hand, a careful examination of the proof of Theorem 2 conveys that in some common cases (such as locally treelike networks or sparse random graphs) DMPEST can provide exact predictions for the influence even in the presence of loops.

**Corollary 3** *Let  $L$  denote the length of the shortest loop in the graph  $G$ . DMPEST provides an exact estimate of the influence if  $L \geq 2T + 1$ .*

In the spirit of the Corollary 3, it is possible to use spanning trees to construct lower bounds on the influence function. Indeed, in practice, application of DMPEST to any spanning tree of the original graph  $G$  will provide such a lower bound as it will neglect possible correlations coming from the loops; a similar approach has been previously used in Abbe et al. (2017) using directed acyclic graphs.

## 5.2. Influence estimation at infinite time

DMP equations (13)-(15) have low algorithmic complexity compared to sampling methods, essentially saving a potentially very large multiplicative factor that is needed for gaining accuracy from simulations. Still, the algorithmic complexity of DMPEST is linearly proportional to  $T$ . If one is interested in estimating the influence function to a certain precision  $\epsilon$  at infinite time, there is no need to use DMPEST with a large artificial bound on  $T$ : in fact, one can save this factor in computational complexity, as stated in the following Observation.

**Observation 4 (Influence estimation at infinite time)** *Influence at infinite time in the IC model can be estimated with an algorithmic complexity  $O(|E|)$  only through the large time limit of DMP equations.*

Indeed, taking the  $t \rightarrow \infty$  limit in equations (13)-(15), we immediately get the following fixed point equations for conditional probabilities:

$$\hat{p}_{j \rightarrow i}(\infty) = 1 - [1 - p_j(0)] \prod_{l \in \partial_j \setminus i} [1 - b_{lj} \hat{p}_{l \rightarrow j}(\infty)], \quad (16)$$

These equations can be solved self-consistently, for example by iteration until a certain tolerance  $\epsilon$  on the difference between subsequent updates is met. The marginal probabilities that are used to estimate the influence can be computed as follows:

$$\hat{p}_i(\infty) = 1 - [1 - p_i(0)] \prod_{j \in \partial i} [1 - b_{ji} \hat{p}_{j \rightarrow i}(\infty)]. \quad (17)$$

The pseudocode for the DMPINF algorithm based on equations that allows one to estimate influence at infinite time is given in Algorithm 2.

---

**Algorithm 2** DMPINF ( $G, \mathbf{b}, \mathbf{p}_0, \epsilon$ )

---

**Input:** Graph  $G = (V, E)$ , transition probabilities  $\mathbf{b} = \{b_{ij}\}_{(ij) \in E}$ , initial conditions  $\mathbf{p}_0 = (p_1(0), \dots, p_{|V|}(0))$ , tol  $\epsilon$

- 1: **for**  $(i, j) \in E$  **do**
- 2:     Initialize  $\hat{p}_{i \rightarrow j}(\infty) = p_i(0)$
- 3: **end for**
- 4: **while**  $\sum_{(j,i) \in E} |\hat{p}_{j \rightarrow i}^{\text{new}}(\infty) - \hat{p}_{j \rightarrow i}^{\text{old}}(\infty)| > \epsilon$  **do**
- 5:     **for**  $(i, j) \in E$  **do**
- 6:          $\hat{p}_{j \rightarrow i}^{\text{new}}(\infty) \leftarrow \{\hat{p}_{l \rightarrow j}^{\text{old}}(\infty)\}_{l \in \partial j \setminus i}$  through iteration (16)
- 7:     **end for**
- 8: **end while**
- 9: **for**  $i \in V$  **do**
- 10:     Compute  $\hat{p}_i(\infty)$  using (17)
- 11: **end for**
- 12:  $\hat{\sigma}_\infty(\mathbf{p}_0) \leftarrow \sum_{i \in V} \hat{p}_i(\infty)$
- 13: **return**  $\hat{\sigma}_\infty(\mathbf{p}_0)$

---

## 6. Numerical Results

In this section, our goal is to test the performance of DMPEST and DMPINF in practice for real-world networks. Thanks to Theorem 1, we know that these algorithms are exact on tree graphs, so we do not present results on tree networks here. As explained in Section 4, existing heuristic approaches Aggarwal et al. (2011); Kimura and Saito (2006); Zhou et al. (2015); Liu et al. (2014); Jung et al. (2012) do not provide exact answer even in the case of tree graphs. We will focus on testing DMPEST and DMPINF on loopy graph instances; Monte Carlo simulations with a large sampling factor will be used as a benchmark tool to produce an estimate of the ground truth marginal probabilities. Notice that this is a more detailed information computed by our algorithms compared to a single sum representing the resulting influence (1).

We first illustrate the accuracy of DMPINF on a small real-world social network Opsahl and Panzarasa (2009). We chose random transmission probabilities  $\mathbf{b}$  distributed independently and uniformly at random for each edge in the interval  $[0, 1]$  in order to test the impact of heterogeneous parameters (that can be both arbitrarily small and large) on the accuracy of the message-passing procedure. The estimated marginal probabilities are plotted in Figure 2, Left against the “ground truth” obtained via  $10^6$  Monte Carlo simulations for  $k = 20$  seeds chosen at random, and the topology of the network is sketched in Figure 2, Right. It is remarkable that despite the presence of short loops, DMP shows an excellent agreement with the ground truth, saving a huge sampling factor for generating prediction compared to sampling approach.

In a synthetic experiment presented in Figure 3, we show that DMPEST is indeed scalable to very large network instances with sizes beyond hundred of millions of nodes. Moreover, in agreement with the derivations in the Section 5, we observe a linear-time scaling of DMPEST with the number of edges in the network; in Figure 3, this is shown for the family of random regular graphs, where  $|E| \propto |V|$ .

In Table 1, we provide an extensive benchmarking of the accuracy of DMPEST on a number of real-world social and web networks. For these tests, we had to limit the size of networks considered

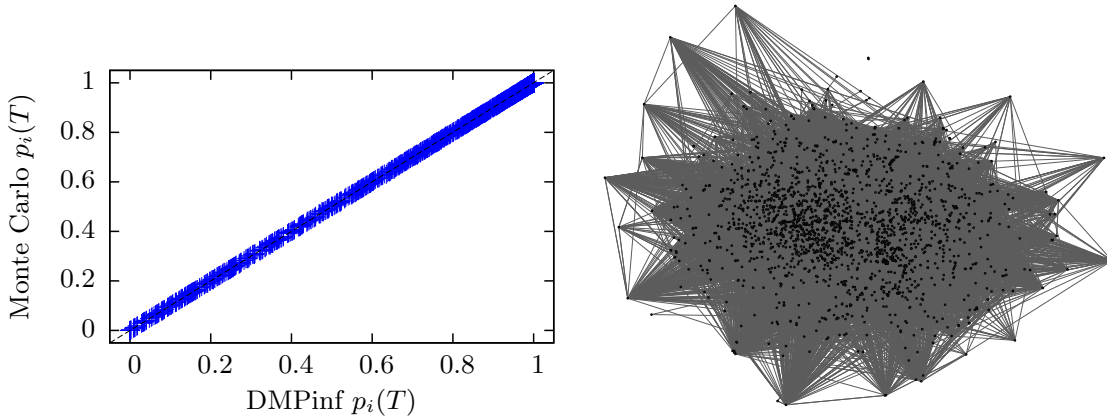


Figure 2: **Left:** Scatter plot representing marginals predicted by DMPINF versus “ground truth” obtained by averaging  $10^6$  Monte Carlo simulations for  $T = \infty$  and  $k = 20$  randomly-selected seeds on a Facebook-like social network with 1899 nodes and 20, 296 edges that represents an online community for students at University of California, Irvine [Opsahl and Panzarasa \(2009\)](#). The per-node error  $\Delta p_i(T) = \frac{1}{N} \sum_{j=1}^N |\hat{p}_j(T) - p_j^{MC}(T)|$  is equal to 0.0044 in this example. **Right:** The topology of the social network used in simulations. In this representation, high-degree nodes are placed on the periphery. This network contains a large number of loops of short length.

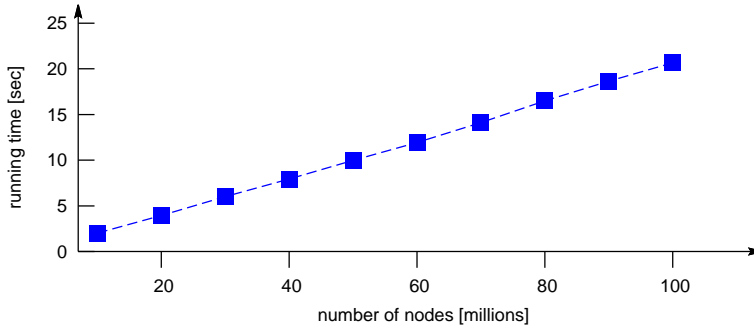


Figure 3: Linear computational time scaling of DMPEST as a function of number of nodes obtained for  $T = 10$  on random regular graphs of degree 3. Influence estimation on a graph of size  $10^8$  takes only 20 sec with DMPEST, while MC simulations this task is essentially intractable.

by hundred of thousands, in order to be able to run at least  $10^4$  Monte-Carlo simulations for estimating the marginal probabilities. We see that DMPEST yields impressively accurate results even on these graphs with loops. Notice that the sampling-based approach becomes prohibitively expensive already for graphs with tens of thousands of nodes, which makes it hard to use them in applications where influence estimation subroutine needs to be called many times. At the same time, DMPEST

Table 1: Test of accuracy of the DMPEST algorithm on various real-world networks. The per-node error  $\Delta p_i(T) = \frac{1}{N} \sum_{j=1}^N |\hat{p}_j(T) - p_j^{MC}(T)|$  is given here in comparison with the marginal probability predictions obtained through  $10^4$  Monte-Carlo runs. In these experiments,  $b_{ij}$  are distributed randomly in  $[0, 0.1]$  on each edge  $(ij) \in E$ , 1% ( $0.01N$ ) of randomly placed seeds are selected at initial time, and  $T = 10$ .

Network name	$N$ nodes	$M$ edges	$\Delta p_i(T)$ error	DMP runtime	$10^4$ MC runtime
UC Irvine social <a href="#">Opsahl and Panzarasa (2009)</a>	1899	20,296	0.003002	0.08 sec	10.2 sec
GR collaborations <a href="#">Leskovec et al. (2007a)</a>	5242	14,484	0.009101	0.04 sec	18.8 sec
Internet autonomous <a href="#">Rossi and Ahmed (2015)</a>	22,963	48,436	0.001593	1.15 sec	1.6 min
Gnutella P2P <a href="#">Ripeanu et al. (2002)</a>	62,586	147,892	0.000363	0.7 sec	5.9 min
Web-sk graph <a href="#">Boldi et al. (2004)</a>	121,422	334,419	0.002523	1.7 sec	20.1 min
Amazon co-purchasing <a href="#">Yang and Leskovec (2015)</a>	262,111	899,792	0.000469	6.1 sec	68.3 min

requires only a single run of the DMP equations, and thus results in extremely small running times for these real instances.

## 7. Conclusions

In this paper, we presented an analytical approach to influence estimation based on dynamic message-passing approach. This method provides an estimation of the influence function with an algorithmic complexity  $O(|E|T)$  for finite-time horizon problems and  $O(|E|)$  for influence estimation at infinite time, which makes it possible to apply the developed algorithms to large-scale problems. Importantly, developed algorithms provide an exact estimation of the influence function on tree graphs, and an upper bound on the influence value on general loopy graphs. DMP-based algorithms should be especially accurate on sparse locally treelike graphs due to diverging size of loops. These practical aspects of the DMP algorithm were at the focus of this work: demonstration of an excellent performance of the algorithm on a variety of real-world network instances, both in terms of the quality of predictions and of the computational complexity.

Due to the upper bounds provided by DMPEST and DMPINF, these algorithms can be straightforwardly used in applications where estimation needs to be called many times, e.g. for pruning nodes that have a weak influence spreading potential. Corollary 3 suggests an even more interesting use of DMPEST in conjunction with MC sampling methods. Indeed, we know that at finite times DMPEST will provide exact influence estimation for nodes that have a treelike neighborhood, and will only make a mistakes in the regions with loops. Therefore, it is possible to use DMPEST to save a potentially significant number of samples for providing very accurate influence estimation in sparse regions, and use MC sampling in dense regions of the graph. Moreover, lower bounds that can be obtained in practice by running DMPEST and DMPINF on spanning trees of the graph, can further reduce the use of MC simulations if the DMP-estimated marginals appear to be tight. Empirical exploration of these directions is left for future work.

An explicit algorithmic form of the influence functions paves a way towards developing new heuristic DMP-based optimization algorithms for influence maximization problems, similar to how message-passing equations have been used for other models in previous work [Altarelli et al. \(2013\)](#); [Lokhov and Saad \(2017\)](#). In particular, it would be interesting to explore the settings of non-deterministic seeding as DMP equations are valid for arbitrary factorized probabilistic initial condition, which generalizes the case of fixed seeds. Future work should also focus on the development of robust DMP-based framework for dealing with uncertainty in parameters, which should be particularly useful for applications to the robust version of the influence maximization problem [He and Kempe \(2016\)](#); [Chen et al. \(2016\)](#).

## Acknowledgments

The research presented in this work was supported by the Laboratory Directed Research and Development program of Los Alamos National Laboratory under project number 20200121ER.

## References

- Emmanuel Abbe, Sanjeev Kulkarni, and Eun Jee Lee. Nonbacktracking bounds on the influence in independent cascade models. In *Advances in Neural Information Processing Systems*, pages 1407–1416, 2017.
- Charu C Aggarwal, Arijit Khan, and Xifeng Yan. On flow authority discovery in social networks. In *Proceedings of the 2011 SIAM International Conference on Data Mining*, pages 522–533. SIAM, 2011.
- F. Altarelli, A. Braunstein, L. Dall’Asta, J. R. Wakeling, and R. Zecchina. Containing epidemic outbreaks by message-passing techniques. *Phys. Rev. X*, 4:021024, May 2014.
- Fabrizio Altarelli, Alfredo Braunstein, Luca Dall’Asta, and Riccardo Zecchina. Large deviations of cascade processes on graphs. *Physical Review E*, 87(6):062115, 2013.
- Thomas E. Armstrong. Chebyshev inequalities and comonotonicity. *Real Analysis Exchange*, 19(1):266–268, 1993. ISSN 01471937, 19301219.
- Paolo Boldi, Bruno Codenotti, Massimo Santini, and Sebastiano Vigna. Ubcrawler: A scalable fully distributed web crawler. *Software: Practice and Experience*, 34(8):711–726, 2004.
- Christian Borgs, Michael Brautbar, Jennifer Chayes, and Brendan Lucier. Maximizing social influence in nearly optimal time. In *Proceedings of the Twenty-fifth Annual ACM-SIAM Symposium on Discrete Algorithms*, SODA ’14, pages 946–957, Philadelphia, PA, USA, 2014. Society for Industrial and Applied Mathematics. ISBN 978-1-611973-38-9.
- Rebekka Burkholz. Efficient message passing for cascade size distributions. *Scientific reports*, 9(1):6561, 2019.
- Rebekka Burkholz and John Quackenbush. Cascade size distributions and why they matter. *arXiv preprint arXiv:1909.05416*, 2019.

- Wei Chen, Yajun Wang, and Siyu Yang. Efficient influence maximization in social networks. In *Proceedings of the 15th ACM SIGKDD International Conference on Knowledge Discovery and Data Mining*, KDD '09, pages 199–208, New York, NY, USA, 2009. ACM. ISBN 978-1-60558-495-9.
- Wei Chen, Chi Wang, and Yajun Wang. Scalable influence maximization for prevalent viral marketing in large-scale social networks. In *Proceedings of the 16th ACM SIGKDD International Conference on Knowledge Discovery and Data Mining*, KDD '10, pages 1029–1038, New York, NY, USA, 2010. ACM. ISBN 978-1-4503-0055-1.
- Wei Chen, Laks V.S. Lakshmanan, and Carlos Castillo. Information and influence propagation in social networks. *Synthesis Lectures on Data Management*, 5(4):1–177, 2013.
- Wei Chen, Tian Lin, Zihan Tan, Mingfei Zhao, and Xuren Zhou. Robust influence maximization. In *Proceedings of the 22Nd ACM SIGKDD International Conference on Knowledge Discovery and Data Mining*, KDD '16, pages 795–804, New York, NY, USA, 2016. ACM. ISBN 978-1-4503-4232-2.
- Edith Cohen, Daniel Delling, Thomas Pajor, and Renato F Werneck. Sketch-based influence maximization and computation: Scaling up with guarantees. In *Proceedings of the 23rd ACM International Conference on Conference on Information and Knowledge Management*, pages 629–638. ACM, 2014.
- Ian Dobson, Benjamin A Carreras, Vickie E Lynch, and David E Newman. Complex systems analysis of series of blackouts: Cascading failure, critical points, and self-organization. *Chaos: An Interdisciplinary Journal of Nonlinear Science*, 17(2):026103, 2007.
- Pedro Domingos and Matt Richardson. Mining the network value of customers. In *Proceedings of the Seventh ACM SIGKDD International Conference on Knowledge Discovery and Data Mining*, KDD '01, pages 57–66, New York, NY, USA, 2001. ACM. ISBN 1-58113-391-X.
- Moez Draief, Ayalvadi Ganesh, and Laurent Massoulié. Thresholds for virus spread on networks. In *Proceedings of the 1st international conference on Performance evaluation methodolgies and tools*, page 51. ACM, 2006.
- Nan Du, Le Song, Manuel Gomez Rodriguez, and Hongyuan Zha. Scalable influence estimation in continuous-time diffusion networks. In *Advances in neural information processing systems*, pages 3147–3155, 2013.
- Nan Du, Yingyu Liang, Maria Balcan, and Le Song. Influence function learning in information diffusion networks. In *International Conference on Machine Learning*, pages 2016–2024, 2014.
- Jacob Goldenberg, Barak Libai, and Eitan Muller. Talk of the network: A complex systems look at the underlying process of word-of-mouth. *Marketing letters*, 12(3):211–223, 2001.
- Amit Goyal, Wei Lu, and Laks VS Lakshmanan. Celf++: optimizing the greedy algorithm for influence maximization in social networks. In *Proceedings of the 20th international conference companion on World wide web*, pages 47–48. ACM, 2011.



- Mark Granovetter. Threshold models of collective behavior. *American journal of sociology*, 83(6): 1420–1443, 1978.
- Xinran He and David Kempe. Robust influence maximization. In *Proceedings of the 22Nd ACM SIGKDD International Conference on Knowledge Discovery and Data Mining*, KDD '16, pages 885–894, New York, NY, USA, 2016. ACM. ISBN 978-1-4503-4232-2.
- Herbert W Hethcote. The mathematics of infectious diseases. *SIAM review*, 42(4):599–653, 2000.
- Kyomin Jung, Wooram Heo, and Wei Chen. Irie: Scalable and robust influence maximization in social networks. In *2012 IEEE 12th International Conference on Data Mining*, pages 918–923. IEEE, 2012.
- Brian Karrer and M. E. J. Newman. Message passing approach for general epidemic models. *Phys. Rev. E*, 82:016101, Jul 2010.
- David Kempe, Jon Kleinberg, and Éva Tardos. Maximizing the spread of influence through a social network. In *Proceedings of the ninth ACM SIGKDD international conference on Knowledge discovery and data mining*, pages 137–146, New York, NY, USA, 2003. ACM.
- David Kempe, Jon Kleinberg, and Éva Tardos. Maximizing the spread of influence through a social network. *Theory of Computing*, 11(4):105–147, 2015.
- Justin T Khim, Varun Jog, and Po-Ling Loh. Computing and maximizing influence in linear threshold and triggering models. In *Advances in Neural Information Processing Systems*, pages 4538–4546, 2016.
- Masahiro Kimura and Kazumi Saito. Tractable models for information diffusion in social networks. In *European Conference on Principles of Data Mining and Knowledge Discovery*, pages 259–271. Springer, 2006.
- Florent Krzakala, Cristopher Moore, Elchanan Mossel, Joe Neeman, Allan Sly, Lenka Zdeborová, and Pan Zhang. Spectral redemption in clustering sparse networks. *Proceedings of the National Academy of Sciences*, 110(52):20935–20940, 2013.
- Eun Jee Lee, Sudeep Kamath, Emmanuel Abbe, and Sanjeev R Kulkarni. Spectral bounds for independent cascade model with sensitive edges. In *2016 Annual Conference on Information Science and Systems (CISS)*, pages 649–653. IEEE, 2016.
- Rémi Lemonnier, Kevin Scaman, and Nicolas Vayatis. Tight bounds for influence in diffusion networks and application to bond percolation and epidemiology. In *Advances in Neural Information Processing Systems*, pages 846–854, 2014.
- Jure Leskovec, Jon Kleinberg, and Christos Faloutsos. Graph evolution: Densification and shrinking diameters. *ACM Transactions on Knowledge Discovery from Data (TKDD)*, 1(1):2, 2007a.
- Jure Leskovec, Andreas Krause, Carlos Guestrin, Christos Faloutsos, Jeanne VanBriesen, and Natalie Glance. Cost-effective outbreak detection in networks. In *Proceedings of the 13th ACM SIGKDD International Conference on Knowledge Discovery and Data Mining*, KDD '07, pages 420–429, New York, NY, USA, 2007b. ACM. ISBN 978-1-59593-609-7.

- Qi Liu, Biao Xiang, Enhong Chen, Hui Xiong, Fangshuang Tang, and Jeffrey Xu Yu. Influence maximization over large-scale social networks: A bounded linear approach. In *Proceedings of the 23rd ACM International Conference on Conference on Information and Knowledge Management*, pages 171–180. ACM, 2014.
- Andrey Lokhov. Reconstructing parameters of spreading models from partial observations. In *Advances in Neural Information Processing Systems*, pages 3467–3475, 2016.
- Andrey Y Lokhov and Theodor Misiakiewicz. Efficient reconstruction of transmission probabilities in a spreading process from partial observations. *arXiv preprint arXiv:1509.06893*, 2015.
- Andrey Y. Lokhov and David Saad. Optimal deployment of resources for maximizing impact in spreading processes. *Proceedings of the National Academy of Sciences*, 114(39):E8138–E8146, 2017. ISSN 0027-8424.
- Andrey Y Lokhov, Marc Mézard, Hiroki Ohta, and Lenka Zdeborová. Inferring the origin of an epidemic with a dynamic message-passing algorithm. *Physical Review E*, 90(1):012801, 2014.
- Andrey Y. Lokhov, Marc Mézard, and Lenka Zdeborová. Dynamic message-passing equations for models with unidirectional dynamics. *Phys. Rev. E*, 91:012811, Jan 2015.
- Brendan Lucier, Joel Oren, and Yaron Singer. Influence at scale: Distributed computation of complex contagion in networks. In *Proceedings of the 21th ACM SIGKDD International Conference on Knowledge Discovery and Data Mining*, pages 735–744. ACM, 2015.
- Marc Mezard and Andrea Montanari. *Information, Physics, and Computation*. Oxford University Press, Inc., New York, NY, USA, 2009. ISBN 019857083X, 9780198570837.
- Joel C Miller. A note on a paper by erik volz: Sir dynamics in random networks. *Journal of mathematical biology*, 62(3):349–358, 2011.
- Harikrishna Narasimhan, David C Parkes, and Yaron Singer. Learnability of influence in networks. In C. Cortes, N. D. Lawrence, D. D. Lee, M. Sugiyama, and R. Garnett, editors, *Advances in Neural Information Processing Systems 28*, pages 3186–3194. Curran Associates, Inc., 2015.
- Hung T Nguyen, Tri P Nguyen, Tam N Vu, and Thang N Dinh. Outward influence and cascade size estimation in billion-scale networks. *Proceedings of the ACM on Measurement and Analysis of Computing Systems*, 1(1):20, 2017.
- Hiroki Ohta and Shin-ichi Sasa. A universal form of slow dynamics in zero-temperature random-field ising model. *EPL (Europhysics Letters)*, 90(2):27008, 2010.
- Tore Opsahl and Pietro Panzarasa. Clustering in weighted networks. *Social networks*, 31(2):155–163, 2009.
- Matei Ripeanu, Adriana Iamnitchi, and Ian Foster. Mapping the gnutella network. *IEEE Internet Computing*, 6(1):50–57, January 2002. ISSN 1089-7801.
- Ryan A. Rossi and Nesreen K. Ahmed. The network data repository with interactive graph analytics and visualization. In *Proceedings of the Twenty-Ninth AAAI Conference on Artificial Intelligence*, 2015. URL <http://networkrepository.com>.

- Devavrat Shah and Tauhid Zaman. Rumors in a network: Who’s the culprit? *IEEE Transactions on information theory*, 57(8):5163–5181, 2011.
- Munik Shrestha and Cristopher Moore. Message-passing approach for threshold models of behavior in networks. *Physical Review E*, 89(2):022805, 2014.
- Youze Tang, Xiaokui Xiao, and Yanchen Shi. Influence maximization: Near-optimal time complexity meets practical efficiency. In *Proceedings of the 2014 ACM SIGMOD International Conference on Management of Data*, SIGMOD ’14, pages 75–86, New York, NY, USA, 2014. ACM. ISBN 978-1-4503-2376-5.
- Youze Tang, Yanchen Shi, and Xiaokui Xiao. Influence maximization in near-linear time: A martingale approach. In *Proceedings of the 2015 ACM SIGMOD International Conference on Management of Data*, SIGMOD ’15, pages 1539–1554, New York, NY, USA, 2015. ACM. ISBN 978-1-4503-2758-9.
- Erik Volz. Sir dynamics in random networks with heterogeneous connectivity. *Journal of mathematical biology*, 56(3):293–310, 2008.
- Martin J. Wainwright and Michael I. Jordan. Graphical models, exponential families, and variational inference. *Found. Trends Mach. Learn.*, 1(1-2):1–305, January 2008. ISSN 1935-8237.
- Jaewon Yang and Jure Leskovec. Defining and evaluating network communities based on ground-truth. *Knowledge and Information Systems*, 42(1):181–213, 2015.
- Yu Yang, Enhong Chen, Qi Liu, Biao Xiang, Tong Xu, and Shafqat Ali Shad. On approximation of real-world influence spread. In *Joint European Conference on Machine Learning and Knowledge Discovery in Databases*, pages 548–564. Springer, 2012.
- Miao Zhang, Chunni Dai, Chris Ding, and Enhong Chen. Probabilistic solutions of influence propagation on social networks. In *Proceedings of the 22nd ACM international conference on Information & Knowledge Management*, pages 429–438. ACM, 2013.
- Chuan Zhou, Peng Zhang, Jing Guo, Xingquan Zhu, and Li Guo. Ublf: An upper bound based approach to discover influential nodes in social networks. In *Data Mining (ICDM), 2013 IEEE 13th International Conference on*, pages 907–916. IEEE, 2013.
- Chuan Zhou, Peng Zhang, Wenyu Zang, and Li Guo. On the upper bounds of spread for greedy algorithms in social network influence maximization. *IEEE Transactions on Knowledge and Data Engineering*, 27(10):2770–2783, 2015.

## **Appendix A. Dynamic message-passing equations for the stochastic linear threshold model**

As discussed in Section 3, another popular model considered in the context of influence estimation and maximization is the Linear Threshold model. The deterministic version of LT model described in does not present any difficulty from the influence estimation perspective, as running a single simulation is sufficient for evaluating the influence function. However, an algorithm that allows

for an analytical estimation of the influence even in the deterministic case can still be relevant for inference, optimization, or learning applications; message-passing equations for the this version of the LT model appeared in [Altarelli et al. \(2013\)](#), and have essentially the same structure as dynamical equations previously derived for an equivalent (in a certain limit) model from statistical physics, zero-temperature random field Ising model ( $T = 0$  RFIM), see [Ohta and Sasa \(2010\)](#) for more details. Here, we consider a stochastic version of this model, where the activation of node  $i$  happens with probability  $\eta_i$  when the threshold condition  $\sum_{j \in \partial i} b_{ji} x_j \geq \theta_i$  is satisfied, and for potentially stochastic initial condition, similarly to the setting discussed above for the IC model. Dynamic message-passing equations for this generalized model have been studied in [Shrestha and Moore \(2014\)](#) for continuous time and in [Lokhov et al. \(2015\)](#) for discrete time (in the form of the equivalent  $T = 0$  RFIM). Here, for completeness we state the DMP equations for the discrete-time LT model as defined above. The notations are equivalent to the ones used in the DMP equations for the IC model.

$$p_i(t+1) = (1 - \eta_i)p_i(t) + \eta_i \sum_{\{x_k\}_{k \in \partial i}} \mathbb{1} \left[ \sum_{k \in \partial i} b_{ki} x_k \geq \theta_i \right] \prod_{k \in \partial i: x_k=1} p_{k \rightarrow i}(t) \prod_{k \in \partial i: x_k=0} [1 - p_{k \rightarrow i}(t)]; \quad (18)$$

$$p_{i \rightarrow j}(t+1) = (1 - \eta_i)p_{i \rightarrow j}(t) + \eta_i \sum_{\{x_k\}_{k \in \partial i \setminus j}} \mathbb{1} \left[ \sum_{k \in \partial i \setminus j} b_{ki} x_k \geq \theta_i \right] \prod_{k \in \partial i \setminus j: x_k=1} p_{k \rightarrow i}(t) \prod_{k \in \partial i \setminus j: x_k=0} [1 - p_{k \rightarrow i}(t)], \quad (19)$$

supplemented with the initial condition  $p_{i \rightarrow j}(0) = p_i(0)$  for all  $i$  and  $j$ , where  $p_i(0)$  is a (in general stochastic) initial condition for the node  $i$ .

Similarly to the case of the DMP equations for the IC model, equations (18)-(19) are exact on tree graphs, see [Lokhov et al. \(2015\)](#) for details. Interestingly, it is shown in [Shrestha and Moore \(2014\)](#) that no upper bound through mechanism discussed in [Theorem 2](#) exists for the stochastic LT model, although empirical evaluation of the predictions of the DMP equations still shows good agreement when compared to the marginal probabilities of the model. The work [Khim et al. \(2016\)](#) derives bounds for the LT model based on the spectral bound approaches, similar to the ones for the IC model discussed in the Introduction.

## Appendix B. Proof of Theorem 2

Before proceeding with the proof of the [Theorem 2](#), let us give an equivalent representation for the probability (2) in terms of a live-edge graph:

$$q_i(t) = \left\langle \prod_{l \in \mathcal{N}_t^i[\mathbf{d}]} [1 - p_l(0)] \right\rangle \quad (20)$$

Here,  $\mathcal{N}_t^i[\mathbf{d}]$  denotes the set of nodes from which node  $i$  is reachable in time  $t$  given a particular realization of  $\mathbf{d}$ , and  $\langle \cdot \rangle$  is an average with respect to the realizations of  $\mathbf{d}$ . Equation (20) has the following meaning: the probability that node  $i$  did not get activated by time  $t$  is given by the average over realizations in which all nodes that are reachable from  $i$  were not active at initial time.

Similarly, in the live-edge representation, the probability  $q_{j \rightarrow i}(t)$  can be expressed as follows:

$$q_{j \rightarrow i}(t) = \left\langle \prod_{l \in \mathcal{N}_t^{i \leftarrow j}[\mathbf{d}]} [1 - p_l(0)] \right\rangle, \quad (21)$$

where  $\mathcal{N}_t^{i \leftarrow j}[\mathbf{d}]$  is the set of nodes from which node  $i$  is reachable in time  $t$  given a particular realization of  $\mathbf{d}$  with an additional constraint that the corresponding path ends on the edge  $(ji) \in E$ . Recall that by our definition we exclude paths that cross  $i$ : first arriving from another neighbor  $l \in \partial i$  and  $l \neq j$ , reaching  $j$  and then coming back to  $i$ , which is consistent with  $q_{j \rightarrow i}(t)$  being conditioned on  $i$  being non-active. Alternatively, one can think of  $\mathcal{N}_t^{i \leftarrow j}[\mathbf{d}]$  as a reachable set defined on a *cavity* graph where all edges outgoing from  $i$  have been deleted.

The proof of Theorem 2 also makes use of the following two Lemmas that we state below.

**Lemma 5 (Chebyshev integral inequality)** *Let  $f_1(x_1, \dots, x_n), \dots, f_m(x_1, \dots, x_n)$  be comonotonic functions, i.e. simultaneously non-increasing or non-decreasing in each of their arguments. Then*

$$\left\langle \prod_{i=1}^m f_i(x_1, \dots, x_n) \right\rangle \geq \prod_{i=1}^m \langle f_i(x_1, \dots, x_n) \rangle, \quad (22)$$

where  $\langle \cdot \rangle$  denotes an average over the distribution of random variables  $x_1, \dots, x_n$ .

**Lemma 6 (Overestimation of  $p_{j \rightarrow i}(t)$ )** *On general graphs with loops, estimates obtained through (13) satisfy  $\hat{p}_{j \rightarrow i}(t) \geq p_{j \rightarrow i}(t)$  for all  $(i, j) \in E$ .*

The proofs of Lemmas 5 and 6 are given in the Appendix C. The proof technique is similar to Karrer and Newman (2010).

**Proof [Proof of Theorem 2]**

The proof starts with the exact expression (2), and unfolds with the analysis of each of the approximation steps in (12), (13) and (14), making use of the live-edge graph representation. Let us first notice that using definitions of the sets  $\mathcal{N}_t^i[\mathbf{d}]$  and  $\mathcal{N}_t^{i \leftarrow j}[\mathbf{d}]$ , we have for all realizations of random variables  $\mathbf{d}$ :

$$|\mathcal{N}_t^i[\mathbf{d}]| \leq \sum_{j \in \partial i} |\mathcal{N}_t^{i \leftarrow j}[\mathbf{d}]|. \quad (23)$$

An illustration for this observation is given in Figure 4. Assume that  $t = 3$ , and that the realization of  $\mathbf{d}$  is the one shown in Figure 4: all edges in the vicinity of  $i$  are live except the edge  $(i, j_3)$ . By definition, the reachable sets read for this case:  $\mathcal{N}_{t=3}^i[\mathbf{d}] = \{j_1, j_2, l_1, l_2\}$ ;  $\mathcal{N}_{t=3}^{i \leftarrow j_1}[\mathbf{d}] = \{j_1, l_1, l_2\}$ ;  $\mathcal{N}_{t=3}^{i \leftarrow j_2}[\mathbf{d}] = \{j_2, l_1, l_2\}$ ; and  $\mathcal{N}_{t=3}^{i \leftarrow j_3}[\mathbf{d}] = \emptyset$ . Notice that  $l_1$  and  $l_2$  appear in both sets reachable through edges  $(i, j_1)$  and  $(i, j_2)$ , and therefore. On this example, we see that as long as the realization of live edges forms a loop of size smaller than  $2t + 1$  in the vicinity of  $i$ , equation (23) will be verified.

As a consequence of (23), the following relation

$$\left\langle \prod_{l \in \mathcal{N}_t^i[\mathbf{d}]} [1 - p_l(0)] \right\rangle \geq \left\langle \prod_{j \in \partial i} \prod_{l \in \mathcal{N}_t^{i \leftarrow j}[\mathbf{d}]} [1 - p_l(0)] \right\rangle \quad (24)$$

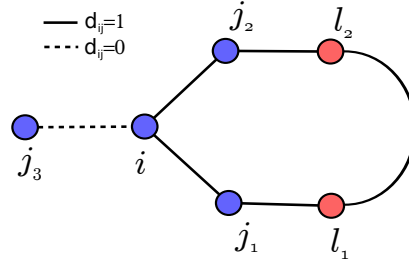


Figure 4: Example used for illustrating the statements of Theorem 2. Given the estimation for node  $i$  at  $t = 3$  and for a given realization of live edges represented by  $\mathbf{d}$ , both red nodes will be counted twice in the right hand side of (24), but only once in the left hand side of this expression.

is naturally satisfied because for some  $l$  (e.g.  $l_1$  and  $l_2$  in Figure 4) the terms  $[1 - p_l(0)] \leq 1$  are counted several times.

The proof of the Theorem follows from the following chain of inequalities:

$$p_i(T) \stackrel{(a)}{=} 1 - [1 - p_i(0)] \left\langle \prod_{l \in \mathcal{N}_T^i[\mathbf{d}]} [1 - p_l(0)] \right\rangle \quad (25)$$

$$\stackrel{(b)}{\leq} 1 - [1 - p_i(0)] \left\langle \prod_{j \in \partial i} \prod_{l \in \mathcal{N}_T^{i \leftarrow j}[\mathbf{d}]} [1 - p_l(0)] \right\rangle \quad (26)$$

$$\stackrel{(c)}{\leq} 1 - [1 - p_i(0)] \prod_{j \in \partial i} \left\langle \prod_{l \in \mathcal{N}_T^{i \leftarrow j}[\mathbf{d}]} [1 - p_l(0)] \right\rangle \quad (27)$$

$$\stackrel{(d)}{=} 1 - [1 - p_i(0)] \prod_{j \in \partial i} q_{j \rightarrow i}(T) \quad (28)$$

$$\stackrel{(e)}{=} 1 - [1 - p_i(0)] \prod_{j \in \partial i} [1 - b_{ji} p_{j \rightarrow i}(T - 1)] \quad (29)$$

$$\stackrel{(f)}{\leq} 1 - [1 - p_i(0)] \prod_{j \in \partial i} [1 - b_{ji} \hat{p}_{j \rightarrow i}(T - 1)] \quad (30)$$

$$\stackrel{(g)}{=} \hat{p}_i(T), \quad (31)$$

where (a) is simply the definition (20); (b) follows from (24); (c) follows from the application of Lemma 5; (d) is due to the definition of  $q_{j \rightarrow i}(t)$  (21); (e) expresses the application of the relation (8); (f) follows from Lemma 6; and (g) is the definition of the marginal probability (14). The statement of the theorem immediately follows from the application of (25)-(31) in (1):

$$\sigma_T(\mathbf{p}_0) = \sum_{i \in V} p_i(T) \leq \sum_{i \in V} \hat{p}_i(T) = \hat{\sigma}_T(\mathbf{p}_0). \quad (32)$$

■

### Appendix C. Proofs of technical Lemmas

**Proof** [Proof of Lemma 5] The proof for general  $n$  and  $m$  straightforwardly follows from a subsequent application of the well-known result for the expectation of the product of two comonotonic functions  $f(x)$  and  $g(x)$  [Armstrong \(1993\)](#):

$$\langle f(x)g(x) \rangle \geq \langle f(x) \rangle \langle g(x) \rangle \quad (33)$$

The simplest way to prove (33) consists in observing that due to the comonotonicity

$$[f(x) - f(y)][g(x) - g(y)] \geq 0$$

for any  $x$  and  $y$ , and applying expectation to the last expression. ■

**Proof** [Proof of Lemma 6]

Starting from definition (5) for  $p_{j \rightarrow i}(t)$ , let us rewrite the probability  $q_j^{(i)}(t)$  in the live-edge representation:

$$q_j^{(i)}(t) = \left\langle \prod_{l \in \mathcal{N}_t^{j,(i)}[\mathbf{d}]} [1 - p_l(0)] \right\rangle, \quad (34)$$

where  $\mathcal{N}_t^{j,(i)}[\mathbf{d}]$  is the generalization of the reachable set for  $j$  in the cavity graph where node  $i$  has been removed. The first steps of Lemma's proof closely follow (25)-(29) while working with the reachable sets in the graph where  $i$  is in cavity. Repeating the same arguments as in the in the proof of Theorem 2, we prove the following relation:

$$p_{j \rightarrow i}(t) \leq 1 - [1 - p_j(0)] \prod_{l \in \partial j \setminus i} [1 - b_{lj} p_{l \rightarrow j}(t - 1)]. \quad (35)$$

The rest of the proof follows by induction. Due to the initializations (15), we have  $p_{j \rightarrow i}(t) = \widehat{p}_{j \rightarrow i}(t)$  for all  $(i, j) \in E$ . Let us assume that  $p_{j \rightarrow i}(t - 1) \leq \widehat{p}_{j \rightarrow i}(t - 1)$ . Then, substituting  $\widehat{p}_{l \rightarrow j}(t - 1)$  instead of  $p_{l \rightarrow j}(t - 1)$  in the right hand side of (35), we obtain

$$p_{j \rightarrow i}(t) \leq [1 - p_j(0)] \prod_{l \in \partial j \setminus i} [1 - b_{lj} \widehat{p}_{l \rightarrow j}(t - 1)]. \quad (36)$$

But from the DMP update equation (13), the right hand side of (36) is equal to  $\widehat{p}_{j \rightarrow i}(t)$ , from which Lemma's statement follows:  $p_{j \rightarrow i}(t) \leq \widehat{p}_{j \rightarrow i}(t)$ . ■