

# Accessibility Percolation on Cartesian Power Graphs

Benjamin Schmiegelt · Joachim Krug

**Abstract** A fitness landscape is a mapping from a space of discrete genotypes to the real numbers. A path in a fitness landscape is a sequence of genotypes connected by single mutational steps. Such a path is said to be accessible if the fitness values of the genotypes encountered along the path increase monotonically. We study accessible paths on random fitness landscapes of the House-of-Cards type, on which fitness values are independent, identically and continuously distributed random variables. The genotype space is taken to be a Cartesian power graph  $\mathcal{A}^L$ , where  $L$  is the number of genetic loci and the allele graph  $\mathcal{A}$  encodes the possible allelic states and mutational transitions on one locus. The probability of existence of accessible paths between two genotypes at a distance linear in  $L$  displays a transition from 0 to a positive value at a threshold  $\beta_c$  for the fitness difference between the initial and final genotype. We derive a lower bound on  $\beta_c$  for general  $\mathcal{A}$  and show that this bound is tight for a large class of allele graphs. Our results generalize previous results for accessibility percolation on the biallelic hypercube, and compare favorably to published numerical results for multiallelic Hamming graphs.

## 1 Introduction

In the strong-selection weak-mutation (SSWM) regime evolutionary dynamics reduces to an adaptive walk on what is known as a fitness landscape, the map from genotypes to fitness values [20]. For low mutation rates the nearly monomorphic population can be represented by a single majority genotype moving through the space of genotypes by individual mutations that fix with

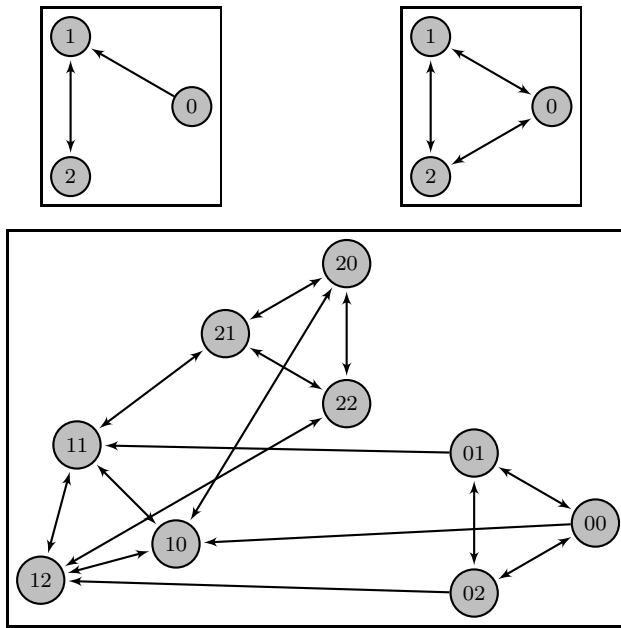
---

bschmie1@uni-koeln.de

jkrug@uni-koeln.de

---

B. Schmiegelt E-mail: schmiegb@thp.uni-koeln.de · J. Krug E-mail: jkrug@uni-koeln.de  
Institute for Biological Physics, University of Cologne

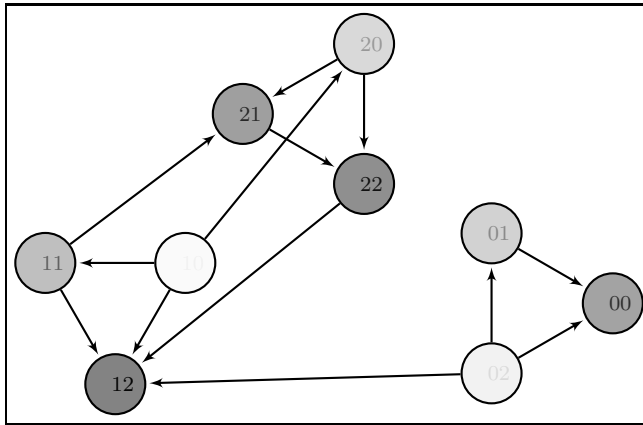


**Fig. 1** Example of a genotype space as the Cartesian graph product of two allele graphs. The two allele graphs are shown on top with the genotype space below. While the second factor graph represents a locus with three possible alleles, all of which may mutate freely from one to another, the first factor graph represents a locus on which not all mutations between the alleles are considered possible. Specifically mutations between 0 and 2 must take an intermediate mutation through 1 and additionally the mutation from 0 to 1 is considered irreversible and does not allow backstepping to 0. Although in this work we define the genotype graph as the direct Cartesian power of a single allele graph, different allele graphs as shown here can still be modeled without loss of generality by assuming that  $A$  is the distinct sum of the individual graphs. Since the individual constituent graphs are not connected in this sum, this does not increase the accessibility.

a probability depending on the fitness of the mutant relative to the parental genotype [8, 19]. Under strong selection, the movement of such a walker is additionally constrained towards increasing fitness values, making it an adaptive walk [10]. This limits the number of selectively *accessible paths* a population can take through the genotype space [5, 7, 21].

Here we investigate the impact that the mutational structure of the genotype space has on the number of evolutionary paths available to SSWM dynamics. We use a simple stochastic model for fitness landscapes known as the House-of-Cards (HoC) model, in which each genotype  $\mathbf{g}$  is assigned an i.i.d. continuous random fitness value  $F_{\mathbf{g}}$  [10, 11]. As the property of a path to be accessible only depends on the rank ordering of fitness values the particular distribution chosen will not be of relevance. For simplicity we will assume the standard uniform distribution.

A genotype is made up of many individual sites or loci, which can be found in some given number of states called *alleles* and can be mutated individu-



**Fig. 2** Example of a fitness graph generated from the genotype space in Figure 1 according to the HoC model. The opacity of nodes indicates the randomly chosen fitness value. Only arrows representing mutations that were originally allowed in the genotype graph and also point towards increasing fitness remain, resulting in an acyclic directed graph on genotypes. The global minimum and maximum in this realization are (10) and (12) respectively and the latter is accessible from the former by multiple accessible paths, for example the direct one  $(10) \rightarrow (12)$ , but also  $(10) \rightarrow (20) \rightarrow (22) \rightarrow (12)$ . As a counter-example to accessibility consider (01) and (12). Although (12) has higher fitness than (01), it is not accessible from (01).

ally. For simplicity, but without loss of generality, we will assume that all loci have the same set of possible states. Therefore genotypes are sequences  $\mathbf{g} = (g_1, \dots, g_L)$ , with  $L$  determining the number of loci. Individual (point) mutations, which are the only ones to be considered here, mutate only one of the loci. The mutational structure of the system determines whether every state of one locus is able to mutate to any other or whether some restrictions apply. For example, whereas point mutations in the DNA sequence can mutate any nucleotide base into any other, the genetic code constrains the possible one-step transitions between amino acids. To accommodate general mutational structures we describe the loci by a simple directed *allele graph*  $\mathcal{A}$ . The vertex set  $\mathbb{A}$  of this graph is the set of all alleles, and its arrows indicate possible one-step mutations between alleles. Again, for simplicity but without loss of generality, we assume the allele graph to be the same on all loci and we will identify the vertices by natural numbers.

The genotype space can then be described as the Cartesian graph product  $\mathcal{A}^L$  [17], a directed graph whose vertices form the genotypes and with arrows between genotypes that can be reached via one-step mutations (Figure 1). The fitness landscape constrains which of these arrows may be taken by an adaptive walker and we call the directed sub-graph of the genotype graph obtained by removing arrows which do not point towards increasing fitness the fitness graph [6] (Figure 2).

Our goal is to determine, for a given pair of genotypes  $\mathbf{a}$  and  $\mathbf{b}$ , how likely it is possible to reach  $\mathbf{b}$  from  $\mathbf{a}$  on the fitness graph when the fitness landscape is of HoC type. In particular this question is non-trivial if the directed distance  $d_{\mathbf{ab}}$  from  $\mathbf{a}$  to  $\mathbf{b}$  on the genotype space is of linear order in  $L$ . Of special importance for this question is the value  $\beta$ , which we define as the fitness difference  $F_{\mathbf{b}} - F_{\mathbf{a}}$ . Conditioned on this value it is known from previous work on the case of two alleles,  $\mathbb{A} = \{0, 1\}$ , and linear distance  $d_{\mathbf{ab}} \sim \delta L$ , that there is a critical value  $\beta_c$ , depending on  $\delta$ , such that for constant choices of  $\beta$  above or below  $\beta_c$ , asymptotically the probability of  $\mathbf{b}$  being accessible from  $\mathbf{a}$  converges to 1 or 0, respectively, as  $L \rightarrow \infty$ . [4,3,9,14,15]. The transition occurring at  $\beta = \beta_c$  has been referred to as *accessibility percolation* [13,18]. Apart from a computational study [23], so far accessibility percolation has been studied only for the biallelic case for which  $\mathcal{A}^L$  space is the  $L$ -dimensional (binary) hypercube.

Results related to those presented here have been obtained in the context of first-passage percolation [12,16,17], which is linked to accessibility percolation through a mapping described in [15]. In [17] Martinsson considers a first-passage percolation model that would map to the HoC accessibility percolation problem if fitness values were assigned to edges rather than vertices. We will adapt and extend his methods to directly resolve the specific accessibility problem introduced here without requiring the mapping to first-passage percolation. Instead our results may be mapped to the first-passage percolation problem with uniform weights on vertices as described in [15].

Another way of looking at the HoC accessibility problem conditioned on the value  $\beta$  is to consider it as a Bernoulli percolation on a certain ensemble of orientations of  $\mathcal{A}^L$ . Letting without loss of generality  $F_{\mathbf{a}} = 0$  and  $F_{\mathbf{b}} = \beta$ , only genotypes with fitness values below  $\beta$  are relevant in determining whether an accessible path exists. Furthermore, after removal of the ineligible genotypes, accessibility will depend only on the order of the fitness values on the remaining vertices. Because the fitness values are chosen i.i.d. this implies that the problem with some  $\beta$  is equivalent to the same problem with  $\beta = 1$  after additional removal of each vertex (that is not  $\mathbf{a}$  or  $\mathbf{b}$ ) with probability  $1 - \beta$ , i.e. a Bernoulli site percolation with rate  $\beta$ . In the base case with  $\beta = 1$ , the problem reduces to whether or not  $\mathbf{b}$  is reachable from  $\mathbf{a}$  in a random orientation of  $\mathbf{A}$  obtained by intersection of its edge relation with a uniformly chosen linear order of vertices. This perspective may be more suitable if one is to consider the effect of decreasing  $\beta$ .

## 2 Results

In this section we present our general results for arbitrary allele graphs  $\mathcal{A}$  of which specific applications will be demonstrated in the following section. First we define some attributes of the problem more carefully and state the limitations imposed by our following proofs.

## 2.1 Prerequisites

We assume that the allele graph  $\mathcal{A}$  has a maximal (out-)degree of at most  $\Delta < \infty$ . In particular  $\Delta$  can always be chosen as the number of alleles for finite  $\mathcal{A}$ . If the degrees are not sufficiently bounded in an infinite allele graph, then the number of walks from  $\mathbf{a}$  to  $\mathbf{b}$  may become so large that the problem results in trivial accessibility.

In the following we denote the number of accessible paths from  $\mathbf{a}$  to  $\mathbf{b}$  by  $Z_{\mathbf{ab}}$ . The *accessibility* of  $\mathbf{b}$  from  $\mathbf{a}$  is then the probability  $\mathbb{P}[Z_{\mathbf{ab}} \geq 1]$ , usually conditioned on  $\beta = F_{\mathbf{b}} - F_{\mathbf{a}}$  as  $\mathbb{P}[Z_{\mathbf{ab}} \geq 1|\beta]$ . We study the behavior of this quantity in the large- $L$  limit under some given sequence of  $\beta$  in  $L$ . For convenience the dependence of  $\beta$  on  $L$  is taken to be implicit and usually not reflected in notation. As  $L$ , and with it the graph  $\mathcal{A}^L$ , changes we need to define a sequence of endpoint pairs  $(\mathbf{a}, \mathbf{b})$  in  $L$ . For general such sequences calculations may become tediously complex and so we impose a few restrictions described in the following on the sequences for which our results will apply. Because the position of a locus in the sequence of the genotypes does not matter, all relevant properties of the pair  $(\mathbf{a}, \mathbf{b})$  can be expressed as an integer-valued matrix:

$$M_{vw} = |\{a_l = v \wedge b_l = w \mid l = 1 \dots L\}| \quad (1)$$

where  $v, w \in \mathbb{A}$  are alleles. This matrix counts for each pair of alleles the number of loci on which the path is required to move from  $v$  to  $w$ , thereby dividing out the permutation-symmetry of loci. A sequence of such matrices  $M$  in  $L$  is then equivalent to a sequence of pairs  $(\mathbf{a}, \mathbf{b})$  up to the irrelevant symmetry of  $\mathcal{A}^L$ . To avoid trivial special cases, we assume that for each locus  $l$ , on the single allele graph,  $b_l$  is always reachable by at least one walk of finite non-zero length from  $a_l$  and that  $\mathbf{a} \neq \mathbf{b}$ . The former requirement assures that there are no loci which effectively cannot mutate and therefore either inhibit accessibility a priori or could be removed from the problem without influencing the result. For infinite allele graphs we require that there are only finitely many pairs  $(v, w)$  for which  $M_{vw}$  is ever non-zero for any  $L$ . This assures that distributions of quantities over loci are always well-behaved. We also require that this sequence of matrices converges element-wise in the sense that

$$p_{vw} = \lim_{L \rightarrow \infty} \frac{M_{vw}}{L} \quad (2)$$

converges for all  $v, w \in \mathbb{A}^L$ . This guarantees that there are no significant oscillations in the sequence, which would be tedious to handle and not informative. Further, we require that at least one of the off-diagonal terms of  $p_{vw}$  is non-zero. This assures that the directed distance from  $\mathbf{a}$  to  $\mathbf{b}$  is increasing linearly in  $L$ . While the sub-linear case can be considered with the same methods, it requires some special considerations which are out-of-scope here. We then define

$$R_{vw} = M_{vw} - Lp_{vw} \quad (3)$$

as the remaining corrections to the linear order.

In order to succinctly state our results, we introduce the following quantity for pairs of alleles  $v, w \in \mathbb{A}$  and  $t > 0$ :

$$\Gamma_{vw}(t) = \ln \left( (e^{tA})_{vw} \right). \quad (4)$$

Here and in the following  $A$  stands for the adjacency matrix of the allele graph and the exponential is a matrix exponential from which the element representing alleles  $(v, w)$  is extracted, rather than the exponential of the element of the matrix. In addition to the quantity  $\Gamma_{vw}(t)$ , also its first two derivatives  $\Gamma'_{vw}(t)$  and  $\Gamma''_{vw}(t)$  with respect to  $t$  will be important. We indicate the derivative with respect to the  $t$  argument by backticks as shown.

We define then the same quantity for pairs of genotypes  $\mathbf{v}, \mathbf{w} \in \mathbb{A}^L$  as averages over the per-locus quantity:

$$\mathbf{\Gamma}_{\mathbf{vw}}(t) = \langle \Gamma_{v_l w_l}(t) \rangle_l \quad (5)$$

where

$$\langle X_l \rangle_l = \frac{1}{L} \sum_{l=1}^L X_l. \quad (6)$$

As we already did for genotypes, quantities acting on  $\mathcal{A}^L$  will be written in boldface, while equivalent quantities acting on a single  $\mathcal{A}$  copy will be denoted in normal font-face. The canonical connection between the former and latter is averaging over loci.

$\Gamma_{vw}(t)$  is non-decreasing in  $t$  and for  $v = w$  it is 1 at  $t = 0$ . For  $v \neq w$ , it diverges to  $-\infty$  as  $t \rightarrow 0$ . If  $w$  is reachable from  $v$  by at least one non-trivial walk, i.e. a walk of finite non-zero length, then  $\Gamma_{vw}(t)$  diverges to infinity as  $t \rightarrow \infty$ . Special care must be taken if  $w$  is not reachable from  $v$ , as the matrix exponential is then 0 for all  $t$ . In this case we formally interpret  $e^{\Gamma_{vw}(t)}$  as  $(e^{tA})_{vw}$ , which would be zero.

We also require the following function with domain  $0 \leq r, s \leq 1$ , which is a slight generalization of a function introduced by Martinsson in [17]:

$$\mathfrak{M}(s, r, \beta) = \left\langle \langle \Gamma_{x_l y_l}(\beta s) \rangle_{x_l, y_l}^{s, r} \right\rangle_l, \quad (7)$$

where  $\bar{r} = 1 - r$  and  $\bar{s} = 1 - s$  and  $\langle \cdot \rangle_{x_l, y_l}^{s, r}$  is the mean over  $x_l, y_l \in \mathbb{A}$  weighted by

$$e^{\Gamma_{a_l x_l}(\beta \bar{s} r) + \Gamma_{x_l y_l}(\beta s) + \Gamma_{y_l b_l}(\beta \bar{s} \bar{r})}, \quad (8)$$

meaning that

$$\mathfrak{M}(s, r, \beta) = \left\langle \frac{\sum_{x_l, y_l \in \mathbb{A}} \Gamma_{x_l y_l}(\beta s) e^{\Gamma_{a_l x_l}(\beta \bar{s} r) + \Gamma_{x_l y_l}(\beta s) + \Gamma_{y_l b_l}(\beta \bar{s} \bar{r})}}{\sum_{x_l, y_l \in \mathbb{A}} e^{\Gamma_{a_l x_l}(\beta \bar{s} r) + \Gamma_{x_l y_l}(\beta s) + \Gamma_{y_l b_l}(\beta \bar{s} \bar{r})}} \right\rangle_l. \quad (9)$$

We refer to this function as Martinsson's function. For the case that  $y_l$  is not reachable from  $x_l$  or that  $s = 0$ , the formula yields negative infinities for  $\Gamma_{x_l y_l}(\beta s)$ . We assume that in this case formally the natural choice

$$\Gamma_{x_l y_l}(\beta s) e^{\Gamma_{x_l y_l}(\beta s)} = 0 \quad (10)$$

holds.

With our assumptions on  $\mathbf{a}$  and  $\mathbf{b}$ ,  $\mathbf{\Gamma}_{\mathbf{ab}}(\beta)$  has a single positive root in  $\beta$ , which we call  $\hat{\beta}$ . This  $\hat{\beta}$  is our candidate for the critical point.

The objects introduced so far are dependent on  $L$  implicitly through the averaging process over loci. In order to be able to make statements about the limiting behavior, it is useful to consider the limits of these quantities as  $L \rightarrow \infty$ . We use the non- $L$ -dependent mean

$$\langle X_{vw} \rangle_{a_l, b_l}^p = \sum_{v, w \in \mathbb{A}} p_{vw} X_{vw} \quad (11)$$

as a replacement for  $\langle X_{vw} \rangle_l$ . Assuming that the  $X_{vw}$  converge as  $L \rightarrow \infty$ , the restrictions we put on  $M$  result in convergence of  $\langle X_{vw} \rangle_l$  to  $\langle X_{vw} \rangle_{a_l, b_l}^p$  as  $L \rightarrow \infty$ .

In particular we write  $\beta^*$  for the limit of  $\hat{\beta}$  as  $L \rightarrow \infty$ , which is also the unique positive root of  $\langle \mathbf{\Gamma}_{a_l b_l}(\beta) \rangle_{a_l, b_l}^p$  in  $\beta$ . Similarly we write for the limit of Martinsson's function

$$\mathfrak{M}^*(s, r, \beta) = \left\langle \langle \Gamma_{x_l y_l}(\beta s) \rangle_{x_l, y_l}^{s, r} \right\rangle_{a_l, b_l}^p. \quad (12)$$

With the necessary quantities defined we can classify the different choices of allele graphs and sequence pairs  $(\mathbf{a}, \mathbf{b})$  as follows.  $\mathfrak{M}(s, r, \beta)$  can be seen to always be zero at  $s = 0$  and to be equal to  $\mathbf{\Gamma}_{\mathbf{ab}}(\beta)$  at  $s = 1$ . Both statements can be derived immediately by application of matrix multiplication. Specifically  $\mathfrak{M}(s, r, \hat{\beta})$  is 0 at  $s = 1$  by definition of  $\hat{\beta}$  and equivalently for  $\mathfrak{M}^*(s, r, \beta^*)$ . If not only at  $s = 0$  and  $r = 0$ , but everywhere in its domain  $\mathfrak{M}^*(s, r, \beta^*) \leq 0$ , then we say that the problem is of *semi-regular* type. Otherwise we say that it is of *irregular* type. If  $\mathfrak{M}^*(s, r, \beta^*) < 0$  holds strictly everywhere except at  $s = 0$  and  $s = 1$  and if additionally the derivative  $\partial_s \mathfrak{M}^*(s, r, \beta^*)$  is not zero at  $s = 1$ , then we say that the problem is of *regular* type.

For our statements and in the following proofs we make use of Landau notation with the usual meanings of  $\mathcal{O}(\cdot)$ ,  $o(\cdot)$ ,  $\omega(\cdot)$  and  $\Theta(\cdot)$ . In our notation of arithmetic terms and equations these symbols are stand-ins for some function in the respective class. The limit variable to which these symbols apply should be evident from context, but is usually  $L \rightarrow \infty$ . Functions in these classes are not required to be non-negative. In particular e.g.  $|\Theta(1)|$  is used to enforce positiveness of a term that is of constant (non-zero) asymptotic order in  $L$ . If not stated otherwise, these symbols are assumed to be uniform in the sense that the functions represented depend only on the limit variable and model parameters, but not on other local variables.

## 2.2 Statements

We state our results in terms of (weak) threshold functions defined as follows. We say that a sequence  $c_L$  in  $L$  is a  $f(L)$ -threshold function for some function  $f(L)$  if for all  $g(L) = \omega(f(L))$ , when the fitness difference between  $\mathbf{a}$  and  $\mathbf{b}$  is conditioned to be  $\beta_L = c_L + |g(L)|$  it is true that

$$\liminf_{L \rightarrow \infty} \mathbb{P}[\mathbf{Z}_{\mathbf{ab}} > 0] > 0, \quad (13)$$

and when it is conditioned to be  $\beta_L = c_L - |g(L)|$

$$\limsup_{L \rightarrow \infty} \mathbb{P}[\mathbf{Z}_{\mathbf{ab}} > 0] = 0. \quad (14)$$

In other words,  $c_L$  determines the asymptotic transition from zero accessibility to non-zero accessibility if we condition the fitness difference between initial and final genotype, with a window of uncertainty of the same order as  $f(L)$ . In particular if  $c_L$  is a  $f(L)$ -threshold for some  $f(L) = o(1)$ , then the limit of  $c_L$  is the critical value  $\beta_c$ . The notion of threshold chosen here is weak in the sense that it doesn't imply a transition from zero to one, but only from zero to some non-zero probability. We do not think that our results are actually restricted to this weak bound and we expect that arguments analogous to those made in [17] may be used to extend our weak threshold result to a strong threshold with  $\liminf_{L \rightarrow \infty} \mathbb{P}[\mathbf{Z}_{\mathbf{ab}} > 0] = 1$ , but we did not pursue this improvement here.

Our first main statement is that for problems of regular type a  $\frac{1}{L}$ -threshold function is given by

$$c_L = \hat{\beta} - \mathbf{\Gamma}'_{\mathbf{ab}}(\hat{\beta})^{-1} \frac{\ln L}{L}, \quad (15)$$

which in particular implies that  $\beta_c = \beta^*$  in this case. Additionally the zero-accessibility side of this threshold statement holds irrespectively of (semi-)regularity.

Our second main statement is that for problems of irregular type  $\beta_c$ , if it exists, is strictly larger than  $\beta^*$ .

Lastly we show that for problems of regular type at the critical point  $\beta_c = \beta^*$ , all accessible walks are asymptotically almost surely of length  $\mathbf{\Gamma}'_{\mathbf{ab}}(\beta^*)\beta^*L \pm o(L)$ .

The zero-accessibility side of the threshold functions for (semi-)regular types can be derived directly from a consideration of the expected number of (quasi-)accessible walks and an application of Markov's inequality. This approach will be explained in Sect. 4, where we also introduce the notion of quasi-accessibility as a tool to simplify the counting of accessible paths. In addition, the first-moment approach allows us to prove the last statement about accessible walk lengths by consideration of the expected values separated by walk length.

To prove the positive accessibility side of the threshold function, it is necessary to bound a higher moment of the expected number of (quasi-)accessible



walks in relation to the mean. In particular, using a generalized version of the second moment method, it is sufficient to bound moments of the form

$$\mathbb{E} \left[ \frac{\mathbf{Z}_{ab}}{\mathbb{E}[\mathbf{Z}_{ab}]} \ln \frac{\mathbf{Z}_{ab}}{\mathbb{E}[\mathbf{Z}_{ab}]} \right]$$

to show asymptotic boundedness of the accessibility away from zero. The evaluation of this expected value will follow the general ideas used by Martinsson in [17] to bound for every given (quasi-)accessible focal walk the number of other (quasi-)accessible walks, through the deviating *arcs* on the focal walk that generate all such other walks. In the mean taken over  $x_l$  and  $y_l$  in Martinsson's function (9), the focal walk is represented by the walk sequence

$$a_l \rightarrow x_l \rightarrow y_l \rightarrow b_l \quad (16)$$

and the corresponding three  $\Gamma$ -terms in the weights, while the deviating arcs are represented by the additional term corresponding to  $x_l \rightarrow y_l$  over which the average is performed. Because Martinsson considers a model that corresponds to putting weights on edges rather than nodes, our calculations need to be adjusted accordingly (see Sect. 6).

The lower bound on  $\beta_c$  for the irregular case is again obtained following an approach used by Martinsson, by considering walks through pairs of edges  $(\mathbf{x}, \mathbf{x}')$  and  $(\mathbf{y}, \mathbf{y}')$ , applying Markov's inequality separately, and union bounding the resulting probability to improve on Markov's inequality from the total expected number of (quasi-)accessible walks (see Sect. 5).

### 2.3 Asymptotic form

The theorems as stated in the previous section are dependent on  $\hat{\beta}$  and  $\langle \cdot \rangle_L$  averages, which are  $L$ -dependent quantities. From the assumptions, we do however know that  $\hat{\beta}$  converges to  $\beta^*$  and averages of the form  $\langle \cdot \rangle_L$  are asymptotically of the form  $\langle \cdot \rangle_{a_l, b_l}^p$ , both of which are  $L$ -independent quantities. Depending on the specific choice of pairs  $(\mathbf{a}, \mathbf{b})$ , the rate of convergence for these quantities may however differ and add additional significant terms in the threshold function, which we detail in this section.

For finite graphs immediately, and for infinite allele graphs due to the additionally stated restrictions on  $M_{vw}$ , the linear order of the (directed) distance from  $\mathbf{a}$  to  $\mathbf{b}$  is given by the sum of off-diagonal terms of  $p_{vw}$ :

$$\mathbf{d}_{ab} = \delta L + o(L) \quad (17)$$

where  $\delta = \sum_{v \neq w} p_{vw}$ . Because we have  $\delta > 0$ , the value of  $\beta^*$  will be positive,

i.e. not zero, and then we can expand  $\hat{\beta}$  around  $\beta^*$  in  $L$ :

$$0 = \Gamma_{ab}(\hat{\beta}) = \langle \Gamma_{a_l b_l}(\beta^*) \rangle_{a_l, b_l}^p \quad (18)$$

$$+ \frac{1}{L} \sum_{v, w \in \mathbb{A}} R_{vw} \Gamma_{vw}(\beta^*) + \langle \Gamma'_{a_l b_l}(\beta^*) \rangle_{a_l, b_l}^p (\hat{\beta} - \beta^*) + \dots \quad (19)$$

The term  $\langle \Gamma_{a_l b_l}(\beta^*) \rangle_{a_l, b_l}^p$  is zero by definition of  $\beta^*$  and for  $\langle \Gamma'_{a_l b_l}(\beta^*) \rangle_{a_l, b_l}^p$  we introduce the short-hand notation  $\mathbf{\Gamma}'^*$ . So, to highest order

$$\hat{\beta} = \beta^* - \frac{\mathbf{\Gamma}'^{*-1}}{L} \sum_{v, w \in \mathbb{A}} R_{vw} \Gamma_{vw}(\beta^*) + o(L^{-1}). \quad (20)$$

Inserting this into the candidate threshold function (15) we have

$$c_L = \beta^* - \mathbf{\Gamma}'^{*-1} \frac{\ln L + \sum_{v, w \in \mathbb{A}} R_{vw} \Gamma_{vw}(\beta^*) + o(1)}{L}. \quad (21)$$

In general, the candidate critical value does not depend on the non-linear corrections in the behavior of  $(\mathbf{a}, \mathbf{b})$ , but the leading correction to the critical value is dependent if the non-linear corrections are of order  $\ln L$  or higher. In particular, if we are looking in a completely linear direction, such that  $\sum_{v, w \in \mathbb{A}} |R_{vw}| = \mathcal{O}(1)$ , then the formula reduces to

$$c_L = \beta^* - \mathbf{\Gamma}'^{*-1} \frac{\ln L + \mathcal{O}(1)}{L} \quad (22)$$

where the  $\mathcal{O}(1)$  contribution is irrelevant since  $c_L$  represents a  $\frac{1}{L}$ -threshold function.

### 3 Applications

#### 3.1 Complete graph

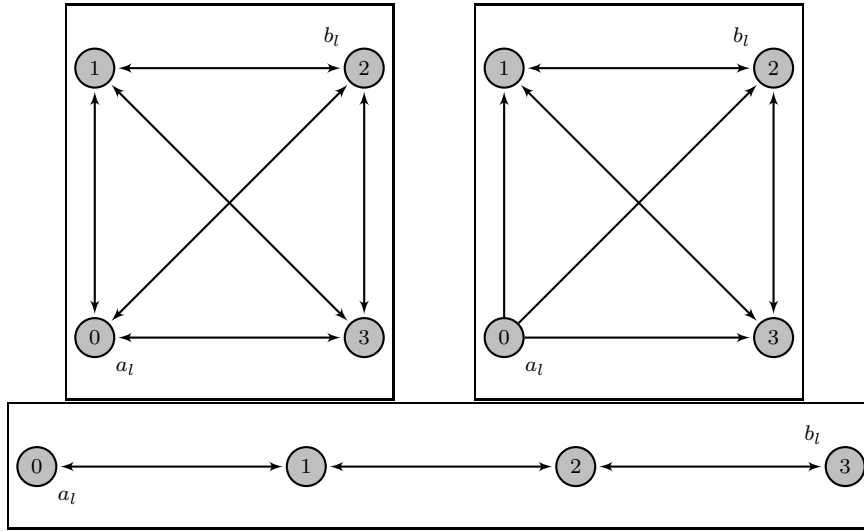
The simplest application is to the complete graph on  $\mathfrak{A}$  alleles, which leads to genotype spaces known as Hamming graphs. By symmetry, in this case there are only two choices for the initial and final allele on a locus, either  $a_l = b_l$  or  $a_l \neq b_l$ . Therefore the setup can be fully described by just the relative distance  $\delta$ , which is then also the relative Hamming distance. As shown in [17], the problem is always of regular type for the complete graph. One obtains

$$\mathbf{\Gamma}_{\mathbf{ab}}(\beta) = -\ln \mathfrak{A} - \beta + \delta \ln(-1 + e^{\mathfrak{A}\beta}) + \bar{\delta} \ln(\mathfrak{A} - 1 + e^{\mathfrak{A}\beta}), \quad (23)$$

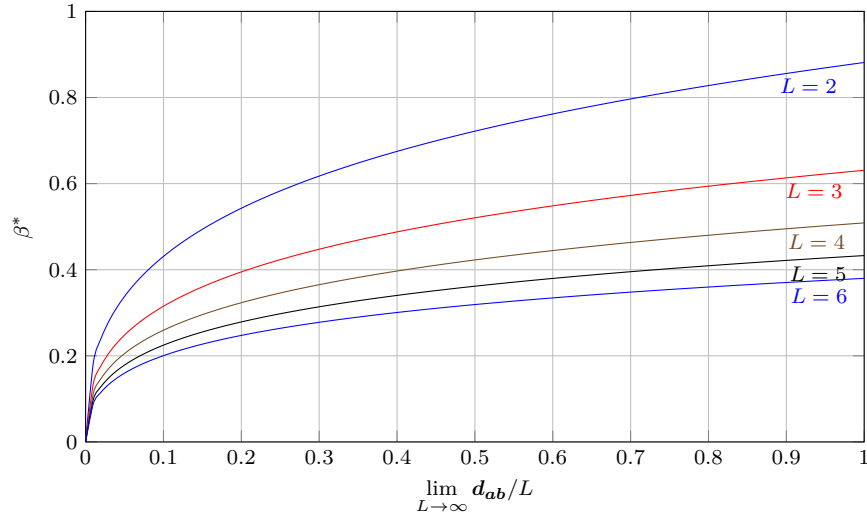
where  $\bar{\delta} = 1 - \delta$ . In the biallelic case  $\mathfrak{A} = 2$  the condition  $\mathbf{\Gamma}_{\mathbf{ab}}(\hat{\beta}) = 0$  reduces to the relation  $\sinh(\hat{\beta})^\delta \cosh(\hat{\beta})^{\bar{\delta}} = 1$  which was first conjectured in [3] and proved in [15, 14]. At full distance  $\delta = 1$  without any variation of  $\delta$  with  $L$ ,  $\hat{\beta} = \beta^*$  and

$$\mathbf{\Gamma}_{\mathbf{ab}}(\beta) = -\ln \mathfrak{A} - \beta + \ln(-1 + e^{\mathfrak{A}\beta}). \quad (24)$$

The values of  $\beta^*$  and  $\mathbf{\Gamma}'^*$  for small  $\mathfrak{A}$  are shown in Table 1.



**Fig. 3** Allele graph structures described in this section. Top left: Complete graph on four alleles with backmutations to the wild-type. Top right: Complete graph on four alleles with backmutations to the wild-type removed. Bottom: Path graph on four alleles. In each case possible pairs of initial and final alleles as used in this section are indicated by the labels  $a_l$  and  $b_l$ .



**Fig. 4**  $\beta^*$  as a function of the relative distance  $\delta = \lim_{L \rightarrow \infty} \frac{d_{ab}}{L}$  for the complete allele graph with 2 – 6 alleles. On the complete graph the distance specifies the choice of  $\mathbf{a}$  and  $\mathbf{b}$  up to irrelevant symmetries, so that this figure captures the full behavior.

$\mathfrak{A}$	$\beta^*$	$\Gamma'^*$	$\beta^* \Gamma'^*$
2	$\arcsin(1) \approx 0.881$	$\sqrt{2} \approx 1.41$	$\approx 1.25$
3	$\ln\left(2 \cos \frac{\pi}{9}\right) \approx 0.631$	$1 + 2 \cos\left(\frac{2\pi}{9}\right) \approx 2.53$	$\approx 1.82$
4	$\ln\left(\frac{1}{\sqrt{2}} + \sqrt{\sqrt{2} - \frac{1}{2}}\right) \approx 0.509$	$\approx 3.60$	$\approx 1.83$

**Table 1** Results for the complete allele graph with 2-4 loci at full distance  $\delta = 1$ . The last column shows the prefactor of the asymptotic walk length at the critical point. In the biallelic case  $\mathfrak{A} = 2$  the result for the walk length was also obtained in [12].

In general  $e^{\beta^*}$  is the unique positive solution of the polynomial equation

$$\left(e^{\beta^*}\right)^{\mathfrak{A}} - \mathfrak{A}e^{\beta^*} - 1 = 0. \quad (25)$$

For  $\mathfrak{A} \geq 5$  the solution of this equation cannot be expressed in closed form, however it can be expanded around  $\mathfrak{A} \rightarrow \infty$  as

$$\beta^* = \frac{\ln \mathfrak{A}}{\mathfrak{A}} + \frac{1 + \ln \mathfrak{A}}{\mathfrak{A}^2} + \mathcal{O}\left(\frac{\ln \mathfrak{A}}{\mathfrak{A}^3}\right), \quad (26)$$

$$\Gamma'^* = \mathfrak{A} + \mathcal{O}\left(\frac{1}{\mathfrak{A}}\right), \quad (27)$$

$$\beta^* \Gamma'^* = \ln \mathfrak{A} + \frac{1 + \ln \mathfrak{A}}{\mathfrak{A}} + \mathcal{O}\left(\frac{\ln \mathfrak{A}}{\mathfrak{A}^2}\right). \quad (28)$$

As the number of alleles increases, accessibility increases and the required fitness difference between the start and end point decreases. In fact this quantity vanishes to zero for  $\mathfrak{A} \rightarrow \infty$ . At the same time the length of accessible walks close to the critical fitness difference increases, but slowly. The minimal length of a path covering the full distance  $d_{ab}$  is  $L$ , and hence  $\beta^* \Gamma'^* - 1$  is the fraction of mutational reversions (where a mutated locus reverts to the allele it carried in the initial genotype  $a_i$ ) and sideways steps (where a mutation occurs to an allele that is part of neither the initial nor the target genotype) [22]. The fraction of all alleles on a given locus that appear along an accessible path close to the critical point is given by  $\mathfrak{A}^{-1} \beta^* \Gamma'^*$  which decreases with increasing  $\mathfrak{A}$ . Zargorski, Burda and Waclaw carried out simulations of this model, giving  $\beta^*$  with two digit precision for different values of  $\mathfrak{A}$  [23]. Their results match the values derived here up to  $\pm 0.01$ .

### 3.2 Complete graph without return to the wild type allele

We can modify the complete graph slightly to disallow mutations back to the allele that was present in the initial genotype (the wild type allele), while still allowing mutations between all other alleles. In this case the expressions

simplify significantly to

$$\Gamma_{ab}(\beta) = \ln \frac{e^{(\mathfrak{A}-2)\beta} - 1}{\mathfrak{A} - 2}, \quad (29)$$

$$\beta^* = \frac{\ln(\mathfrak{A} - 1)}{\mathfrak{A} - 2}, \quad (30)$$

$$\Gamma'^* = \mathfrak{A} - 1. \quad (31)$$

The asymptotic behavior for large  $\mathfrak{A}$  is the same as for the complete graph. For  $\mathfrak{A} = 2$ , the expressions are ill-defined, but the correct expressions coincide with the limits:

$$\Gamma_{ab}(\beta) = \ln \beta, \quad (32)$$

$$\beta^* = 1, \quad (33)$$

$$\Gamma'^* = 1. \quad (34)$$

In the biallelic case  $\mathfrak{A} = 2$  this describes accessibility percolation on the directed hypercube, which was considered by Hegarty and Martinsson in [9]. In this case  $\beta^* = 1$ , which implies that the directed hypercube is marginally accessible under the HoC model [7]. For the biallelic case not only the critical value, but also the leading order corrections in the threshold function are known [9] and coincide with the order  $\frac{\ln L}{L}$  contribution in our candidate threshold function and the value of  $\Gamma'^*$  given above.

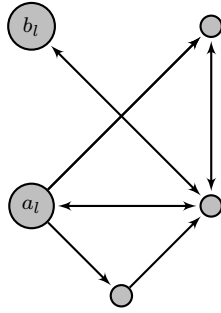
### 3.3 Path graph

The complete graph is in some sense the best-case scenario for accessibility. On the opposite side of the spectrum of possible (undirected) allele graphs one can choose the path graph on  $\mathfrak{A}$  vertices. In this case the distance between the two end points increases linearly with the number of alleles and there is a unique order in which mutations on a locus must be applied. This causes accessibility to become very low. For  $\mathfrak{A} = 2$  the path graph is identical to the complete graph. However, already for  $\mathfrak{A} = 3$  we find

$$\beta^* = \frac{\ln(3 + 2\sqrt{2})}{\sqrt{2}} \approx 1.25. \quad (35)$$

Since  $\beta^*$  represents a fitness quantile which must lie between 0 and 1, this value implies that the path graph on three vertices can never be accessible for any fitness difference if (almost) all loci need to mutate from one end of the graph to the other. For higher  $\mathfrak{A}$  this effect becomes more pronounced. As a possible biological application of the path graph the description of copy-number variants of genes can be mentioned [2].

Since the complete graph on two vertices without reversions has  $\beta^* = 1$  as shown before in (30) and adding edges can only decrease  $\beta^*$ , it is actually required that the distance between  $a_i$  and  $b_i$  on the allele graph is at least 2 in order for  $\beta^* > 1$  to be possible.



**Fig. 5** Example of an allele graph that leads to a problem setup of irregular type with  $\beta^* < 1$ .

### 3.4 Example of non-trivial irregular type

Many graphs seem to be of completely regular type in the sense that no matter which sequence of pairs  $(\mathbf{a}, \mathbf{b})$  are chosen, the problem is always of regular type. Martinsson [17] considered different sufficient conditions on graphs to have this property. But he also lists the smallest graph, of order 4, which does not have it. While this example demonstrates that it is possible to have problems of irregular type, it can also be used to generate semi-regular, but not regular, problem types by carefully interpolating the matrix  $p_{vw}$  defined in (2) between a regular and irregular type pair of alleles.

However, the example shown by Martinsson turns out to have  $\beta^* > 1$ , which automatically implies asymptotic inaccessibility in the accessibility percolation context due to the defined range of  $\beta = F_{\mathbf{b}} - F_{\mathbf{a}}$  as a difference of uniform random variables. We therefore searched for the smallest graph without the regularity property and  $\beta^* \leq 1$  numerically and found the example in Fig. 5 which has  $\beta^* \approx 0.983$ .

### 3.5 Genetic code

While the complete graph with  $\mathfrak{A} = 4$  may serve as a model for the allele graph of single-nucleotide mutations on DNA or RNA, the expected effect of such a substitution depends significantly on whether or not it changes the amino acid that is encoded by the corresponding three-nucleotide codon. Mutations not affecting the encoded amino acids are known as synonymous. To specifically model the fitness effects of non-synonymous point mutations we therefore consider the allele graph of all amino acids with edges representing the mutual reachability by single-nucleotide substitutions (Figure 6).

This graph is considerably less symmetric than the complete graph and in particular the resulting quantities  $\beta^*$  and  $\mathbf{\Gamma}^*$  will depend on the particular choices of the path endpoints  $\mathbf{a}$  and  $\mathbf{b}$  rather than simply on their distance. We consider here all pairings of amino acids  $a_l$  and  $b_l$ , assuming them to be

equal for all loci. Other cases may be interpolated from these. The results are shown in Table 2. Whether the given values determine the asymptotic behavior of accessibility exactly depends on whether the regularity criteria relating to Martinsson's function (9) are satisfied. Due to the degree of the graph we limited ourselves to numerical tests, which did not indicate any violation of the criteria, although such violations may be more subtle than our tests could verify.

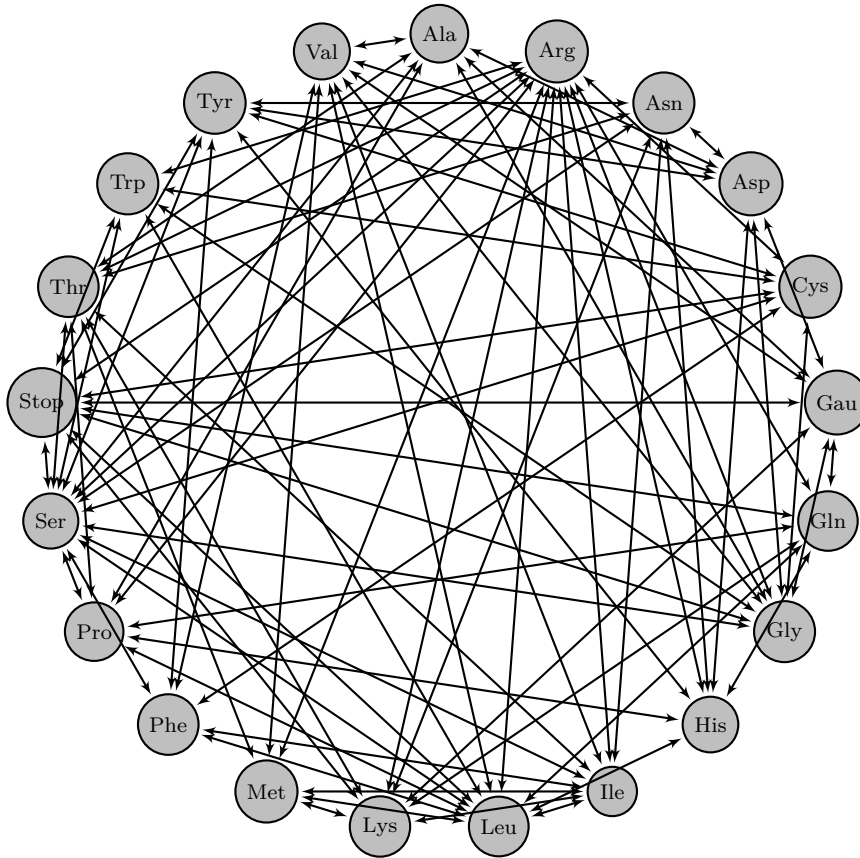
The critical point  $\beta^*$  and in particular the expected walk length  $\beta^* \Gamma'^* L$  are, as one would expect, strongly correlated with the distance between alleles. The only distance-3 pair of amino acids is Tyr/Met which also corresponds to the largest walk length with a value of  $\beta^* \Gamma'^* \approx 4.7567$ . All other amino acids lie at mutual distance 1 or 2. Nonetheless, the critical point  $\beta^* \approx 0.4527$  for the distance-3 pair lies slightly below that of the distance-2 pair Asp/Met with  $\beta^* \approx 0.4570$ , demonstrating that the overall structure of the allele graph can have a significant impact on accessibility beyond distance. For comparison, the accessibility of paths between any pair of codons can be obtained from the values for the complete graph with 4 alleles (Table 1). This gives  $\beta^* \approx 0.51$ , while accounting for the multiplication of three bases per codon yields the expected mean critical walk length per codon as  $\beta^* \Gamma'^* \approx 5.5$ .

#### 4 First moment bound and walk length

We start with an upper bound for accessibility based on the mean number of accessible paths, or rather the mean number of *quasi-accessible* walks. We define the term *quasi-accessible* as a generalization of the notion of accessibility used up to now as described in the following.

##### 4.1 Quasi-accessibility

In the original definition of accessibility, a non-self-avoiding walk is never accessible, because it would have to visit the same fitness value twice, which makes it impossible for the walk to have increasing fitness. Handling self-avoidance is non-trivial. To remedy this in a simpler manner, instead of considering self-avoiding paths on  $\mathcal{A}^L$ , we consider an extension of  $\mathcal{A}^L$  to  $\mathcal{A}^{L'}$  as follows. The vertex set of  $\mathcal{A}^{L'}$  is the set  $\mathbb{A}^{L'} = \mathbb{A}^L \times \mathbb{N}$  and there is an arrow from  $(\mathbf{v}, n)$  to  $(\mathbf{w}, m)$  iff there is an arrow from  $\mathbf{v}$  to  $\mathbf{w}$  in  $\mathcal{A}^L$ . In other words we duplicate every genotype a countable infinite number of times in such a way that traversal of one of its copies can always be replaced by traversal of another copy. The 1-section containing vertices  $(\mathbf{v}, 1)$  can be identified with the vertices on  $\mathcal{A}^L$ . We then assign each of the vertices in  $\mathcal{A}^{L'}$  i.i.d. fitness values. The mentioned 1-section then corresponds to the original HoC problem. All other fitness values do not affect this underlying model. However, it is convenient to introduce these additional fitness values for the following reasons.



**Fig. 6** Allele graph constructed from possible point-mutations on codons. Two amino acids are connected by an arrow iff there is a possible point mutation on a single nucleotide that changes one into the other.

We define the following map of walks on  $\mathcal{A}^L$  to  $\mathcal{A}^{L'}$ . Each self-avoiding walk is mapped to the corresponding walk on the 1-section of  $\mathcal{A}^{L'}$ . But instead of mapping non-selfavoiding walks from  $\mathcal{A}^L$  to the 1-section of  $\mathcal{A}^{L'}$ , we can make use of the additional vertex copies to replace all vertices that are visited multiple times in  $\mathcal{A}^L$  with distinct copies in  $\mathcal{A}^{L'}$ . To make this unique, we assume that the  $n$ -th visit of vertex  $v$  in  $\mathcal{A}^L$  is mapped to the vertex  $(v, n)$  in  $\mathcal{A}^{L'}$ , except if  $v$  is the final vertex of the walk, in which case we map the  $n$ -th visit in reverse order to  $(v, n)$  in  $\mathcal{A}^{L'}$ . The resulting walk is always selfavoiding in  $\mathcal{A}^{L'}$  and the special case assures that every walk in  $\mathcal{A}^L$  is mapped to a walk with endpoints on the 1-section in  $\mathcal{A}^{L'}$ . A walk on  $\mathcal{A}^L$  is then said to be *quasi-accessible* if its mapped walk on  $\mathcal{A}^{L'}$  is accessible. We say that a walk on  $\mathcal{A}^{L'}$  is *valid* if there is a walk in  $\mathcal{A}^L$  mapped to it and define *valid-accessibility* as accessibility via valid walks. This guarantees that *all* walks of equal length in



	Phe	Leu	Ile	Met	Val	Ser	Pro	Thr	Ala	Tyr	Stop	His	Gln	Asn	Lys	Asp	Gau	Cys	Trp	Arg	Gly	
Leu	0.34																					
Ile	0.35	0.30																				
Met	0.42	0.33	0.33																			
Val	0.37	0.33	0.34	0.37																		
Ser	0.32	0.28	0.30	0.36	0.35																	
Pro	0.42	0.32	0.37	0.41	0.41	0.31																
Thr	0.41	0.35	0.32	0.35	0.40	0.30	0.34															
Ala	0.43	0.38	0.39	0.43	0.36	0.33	0.37	0.36														
Tyr	0.37	0.37	0.39	0.45	0.42	0.32	0.42	0.41	0.43													
Stop	0.38	0.30	0.35	0.39	0.38	0.29	0.37	0.37	0.38	0.34												
His	0.43	0.33	0.39	0.43	0.42	0.35	0.35	0.40	0.43	0.37	0.38											
Gln	0.44	0.32	0.38	0.41	0.42	0.35	0.35	0.39	0.42	0.42	0.33	0.36										
Asn	0.42	0.38	0.34	0.42	0.42	0.32	0.41	0.35	0.42	0.36	0.39	0.37	0.42									
Lys	0.43	0.35	0.33	0.35	0.40	0.34	0.39	0.33	0.41	0.42	0.33	0.40	0.35	0.36								
Asp	0.44	0.40	0.41	0.46	0.36	0.37	0.43	0.42	0.36	0.38	0.40	0.38	0.43	0.38	0.43							
Gau	0.45	0.38	0.41	0.43	0.36	0.37	0.42	0.42	0.36	0.43	0.34	0.43	0.37	0.43	0.37	0.37						
Cys	0.36	0.35	0.38	0.43	0.41	0.30	0.41	0.40	0.42	0.35	0.31	0.42	0.41	0.42	0.41	0.43	0.42					
Trp	0.41	0.33	0.39	0.42	0.41	0.31	0.40	0.40	0.42	0.41	0.32	0.42	0.40	0.43	0.41	0.44	0.42	0.34				
Arg	0.36	0.27	0.29	0.32	0.36	0.27	0.30	0.30	0.36	0.36	0.28	0.32	0.31	0.35	0.30	0.39	0.36	0.31	0.31			
Gly	0.40	0.35	0.37	0.41	0.34	0.30	0.39	0.38	0.34	0.39	0.31	0.40	0.39	0.40	0.38	0.35	0.34	0.33	0.33	0.30		

	Phe	Leu	Ile	Met	Val	Ser	Pro	Thr	Ala	Tyr	Stop	His	Gln	Asn	Lys	Asp	Gau	Cys	Trp	Arg	Gly	
Leu	2.68																					
Ile	2.65	2.60																				
Met	3.91	2.68	2.48																			
Val	2.70	2.71	2.67	2.71																		
Set	2.62	2.61	2.63	3.66	3.54																	
Pro	4.13	2.63	3.66	3.85	4.08	2.66																
Thr	4.07	3.52	2.53	2.62	3.84	2.61	2.66															
Ala	4.14	3.85	3.86	4.13	2.58	2.72	2.74	2.74														
Tyr	2.68	3.70	3.87	4.76	4.10	2.62	4.10	4.12	4.10													
Stop	3.69	2.68	3.68	3.89	3.84	2.59	3.67	3.84	3.85	2.76												
His	4.13	2.69	3.85	4.13	4.13	3.54	2.62	3.85	4.09	2.69	3.68											
Gln	4.43	2.62	3.85	3.85	4.11	3.67	2.64	3.84	4.11	4.13	2.61	2.61										
Asn	3.89	3.83	2.65	3.86	4.06	2.71	3.85	2.62	3.88	2.58	3.88	2.69	4.09									
Lys	4.34	3.52	2.60	2.61	3.86	3.55	3.81	2.58	4.07	4.15	2.71	3.85	2.64	2.72								
Asp	4.14	4.08	4.11	4.53	2.56	3.68	4.13	4.13	2.53	2.65	3.86	2.68	4.15	2.66	4.14							
Gau	4.47	3.87	4.10	4.15	2.58	3.83	4.11	4.11	2.56	4.14	2.67	4.10	2.71	4.14	2.73	2.52						
Cys	2.71	3.53	3.87	4.42	4.10	2.53	4.08	4.11	4.10	2.61	2.54	4.10	4.09	4.11	4.12	4.13	4.11					
Trp	3.85	2.71	3.88	4.16	4.11	2.58	3.87	4.09	4.12	3.84	2.54	4.12	3.86	4.41	4.08	4.44	4.10	2.54				
Arg	3.67	2.51	2.63	2.64	3.68	2.54	2.59	2.61	3.69	3.68	2.54	2.72	2.58	3.55	2.60	4.05	3.68	2.67	2.59			
Gly	3.84	3.55	3.86	4.12	2.65	2.62	3.86	3.88	2.55	3.66	2.58	4.07	3.85	4.08	3.87	2.61	2.54	2.59	2.58	2.70		

**Table 2** Top: Critical fitness difference  $\beta^*$  for accessible paths between homopolymer amino acid sequences consisting of the indicated pairs. Bottom: Value of  $\Gamma^{L^*} \beta^*$  representing the expected per-locus length of accessible walks at the critical point. All values are obtained numerically and rounded to two digits. Colors represent the magnitude of the displayed values from low (yellow) to high (red).

$\mathcal{A}^L$  are equally likely to be quasi-accessible and that valid-accessibility on  $\mathcal{A}^{L'}$  coincides with quasi-accessibility on  $\mathcal{A}^L$ . Additionally, while quasi-accessibility is different from accessibility for individual walks on  $\mathcal{A}^L$ , accessibility and quasi-accessibility of one genotype from another on  $\mathcal{A}^L$  coincide, because non-selfavoiding walks are never accessible, but for each quasi-accessible walk there is a selfavoiding accessible walk obtainable by removal of all cycles from the walk or equivalently by restriction of the walk to the 1-section of  $\mathcal{A}^{L'}$ . This implies that we can restrict our investigation to quasi-accessible walks. We denote the number of valid-accessible walks from  $(v, 1) \in \mathbb{A}^{L'}$  to  $(w, 1) \in \mathbb{A}^{L'}$ , or equivalently quasi-accessible walks from  $v$  to  $w$  with  $v, w \in \mathbb{A}^L$ , by  $\tilde{Z}_{vw}$ .

## 4.2 Upper bound

In order to give an upper bound on quasi-accessibility, we will consider the mean number of quasi-accessible walks from  $\mathbf{a}$  to  $\mathbf{b}$ . We condition here on the difference  $F_{\mathbf{b}} - F_{\mathbf{a}}$  being  $\beta$ . Each walk of length  $N$  from  $\mathbf{a}$  to  $\mathbf{b}$  on  $\mathcal{A}^L$  is then quasi-accessible with probability

$$\frac{\beta^{N-1}}{(N-1)!}$$

where the numerator accounts for the probability that all inner vertices of the walk are found inside the range of fitness values  $F_{\mathbf{a}}$  to  $F_{\mathbf{b}}$  and the denominator accounts for the increasing order required on these values. The number of walks taking  $n$  steps from  $a_l$  to  $b_l$  on one locus  $l$  is given by  $(A^n)_{a_l b_l}$ . A walk of length  $N$  could take each step on any of the loci, so that the total number of walks of length  $N$  can be written as

$$\sum_{n_1+\dots+n_L=N} \binom{N}{n_1, \dots, n_L} \prod_{l=1}^L (A^{n_l})_{a_l b_l} \quad (36)$$

where  $\binom{N}{n_1, \dots, n_L}$  is the multinomial coefficient accounting for the different orderings of steps on individual loci. Multiplication of this expression with the probability of quasi-accessibility of each such walk gives the mean number of quasi-accessible paths

$$\mathbb{E} [\tilde{\mathbf{Z}}_{ab}] = \sum_{N=0}^{\infty} \sum_{n_1+\dots+n_L=N} \binom{N}{n_1, \dots, n_L} \frac{\beta^{N-1}}{(N-1)!} \prod_{l=1}^L (A^{n_l})_{a_l b_l}. \quad (37)$$

The term  $(N-1)!$  can be reduced to  $N!$  by introduction of a derivative

$$\mathbb{E} [\tilde{\mathbf{Z}}_{ab}] = \partial_{\beta} \sum_{N=0}^{\infty} \sum_{n_1+\dots+n_L=N} \binom{N}{n_1, \dots, n_L} \frac{\beta^N}{N!} \prod_{l=1}^L (A^{n_l})_{a_l b_l} \quad (38)$$

and redistributing all the factorials and  $\beta^N$  into the product yields

$$\mathbb{E} [\tilde{\mathbf{Z}}_{ab}] = \partial_{\beta} \sum_{N=0}^{\infty} \sum_{n_1+\dots+n_L=N} \prod_{l=1}^L \frac{\beta^{n_l}}{n_l!} (A^{n_l})_{a_l b_l}. \quad (39)$$

Finally the sums and the product can be interchanged and

$$\mathbb{E} [\tilde{\mathbf{Z}}_{ab}] = \partial_{\beta} \prod_{l=1}^L \sum_{n=0}^{\infty} \frac{\beta^n}{n!} (A^n)_{a_l b_l} = \partial_{\beta} \prod_{l=1}^L (e^{\beta A})_{a_l b_l} = \partial_{\beta} e^{L\mathbf{\Gamma}_{ab}(\beta)} \quad (40)$$

$$= L\mathbf{\Gamma}'_{ab}(\beta) e^{L\mathbf{\Gamma}_{ab}(\beta)}. \quad (41)$$

This function is monotonically increasing in  $\beta$  and by expansion around some  $\beta_0 > 0$  we find

$$\mathbb{E} [\tilde{\mathbf{Z}}_{\mathbf{ab}}] = L(\Gamma'_{\mathbf{ab}}(\beta_0) + \mathcal{O}(\beta - \beta_0))e^{L(\Gamma_{\mathbf{ab}}(\beta_0) + \Gamma'_{\mathbf{ab}}(\beta_0)(\beta - \beta_0) + \mathcal{O}((\beta - \beta_0)^2))}. \quad (42)$$

If  $(\beta - \beta_0) = o(1)$  and  $\Gamma_{\mathbf{ab}}(\beta_0) < 0$ , the mean falls to zero exponentially quickly. On the other hand for  $\beta_0 = \hat{\beta}$ , by definition  $\Gamma_{\mathbf{ab}}(\beta_0) = 0$ , and the higher-order behavior of  $(\beta - \beta_0)$  is relevant. In particular the expected number of quasi-accessible walks converges to any given constant  $\eta > 0$  for all sequences

$$\beta = \hat{\beta} - \Gamma'_{\mathbf{ab}}(\hat{\beta})^{-1} \frac{\ln L}{L} + \Gamma'_{\mathbf{ab}}(\hat{\beta})^{-1} \frac{\ln \eta - \ln \Gamma'_{\mathbf{ab}}(\hat{\beta})}{L} + o\left(\frac{1}{L}\right) \quad (43)$$

By subtracting an additional term  $\frac{|\omega(1)|}{L}$  from  $\beta$  it decreases to zero and by application of Markov's inequality so does the (quasi-)accessibility of  $\mathbf{b}$  from  $\mathbf{a}$ , proving the upper bound on accessibility in our first main statement.

### 4.3 Walk length

The upper bound can be strengthened by considering intervals of walk lengths. Let  $h_N$  be the expected number of quasi-accessible walks of length  $N$  at some  $\beta$ . This number is an expectation value over realizations of fitness values, but in the following we will consider it as just a number indexed by some number  $N$  representing the walk length. Summation of all of these numbers then yields the total expected number of quasi-accessible walks which we calculated already above:

$$\mathbb{E} [\tilde{\mathbf{Z}}_{\mathbf{ab}}] = \partial_{\beta} e^{L\Gamma_{\mathbf{ab}}(\beta)} = \sum_{N=1}^{\infty} h_N \quad (44)$$

We can interpret this as the value  $\phi(1)$  of the function

$$\phi(z) = \partial_{z\beta} e^{L\Gamma_{\mathbf{ab}}(z\beta)} = \sum_{N=1}^{\infty} h_N z^{N-1}. \quad (45)$$

This function can be viewed as an (ordinary) generating function for the sequence  $h_N$  shifted by one. The generating function here is not related to the probability distribution of fitness values, but is rather to be understood as simply a counting tool that separates the total expectation value into slots for different walks lengths using the additivity of the expectation value.

The effect of the derivative  $\partial_{z\beta}$  in the generating function can be reversed by integration of each of the monomials, so that

$$\tilde{\phi}(z) = e^{L\Gamma_{\mathbf{ab}}(z\beta)} = \sum_{N=1}^{\infty} \frac{\beta}{N} h_N z^N = \sum_{N=1}^{\infty} \tilde{h}_N z^N \quad (46)$$

is the generating function of the unshifted  $h_N$  multiplied by  $\frac{\beta}{N}$ , which is another sequence that we define as  $\tilde{h}_N$ . Normalizing  $\tilde{\phi}(z)$  through division by  $\tilde{\phi}(1) = e^{L\Gamma_{ab}(\beta)}$  turns the generating function into a probability generating function over the parameter  $N$  as random variable and this allows us to apply theorems from probability theory. Again, this probability is not related to the distribution of fitness values, but is introduced here artificially as a counting tool. The integrated (probability) generating function factorizes over loci

$$\frac{\tilde{\phi}(z)}{\tilde{\phi}(1)} = \prod_{l=1}^L \frac{e^{\Gamma_{a_l b_l}(z\beta)}}{e^{\Gamma_{a_l b_l}(\beta)}} \quad (47)$$

and therefore the random variable  $N$  under the generating function's distribution can be written as a sum  $N = \sum_{l=1}^L n_l$ , where  $n_l$  are random variables with probability generating function

$$e^{\Gamma_{a_l b_l}(z\beta) - \Gamma_{a_l b_l}(\beta)} = \frac{\sum_{n_l=0}^{\infty} \frac{\beta^{n_l}}{n_l!} (A^{n_l})_{a_l b_l} z^{n_l}}{\sum_{n_l=0}^{\infty} \frac{\beta^{n_l}}{n_l!} (A^{n_l})_{a_l b_l}} \quad (48)$$

Because the degree of  $A$  is bounded by  $\Delta$ ,  $(A^{n_l})_{a_l b_l} \leq \Delta^{n_l}$  and the tail of the distribution is dominated by an exponential. This bound is also independent of the chosen loci  $a_l$  and  $b_l$  and therefore, with  $\beta$  being bounded in  $L$  as well, the central limit theorem applies to the sum  $N$ . The mean  $L\mu$  and variance  $L\sigma^2$  of  $N$  under this distribution can be obtained from the first and second derivatives of the probability generating function as

$$\mu = \beta \mathbf{\Gamma}'_{ab}(\beta) \quad (49)$$

$$\sigma^2 = \beta \mathbf{\Gamma}'_{ab}(\beta) + \beta^2 \mathbf{\Gamma}''_{ab}(\beta), \quad (50)$$

and the central limit theorem implies that for constants  $c > 0$ :

$$\sum_{|N - \mu L| \geq c\sigma\sqrt{L}} \tilde{h}_N = 2e^{L\Gamma_{ab}(\beta)} \Phi(-c)(1 + o(1)) \quad (51)$$

where  $\Phi$  is the standard normal CDF. Since the sum's upper bound is asymptotic to  $\mu L$ , for all  $\tilde{h}_N$  terms appearing in the sum  $\tilde{h}_N \geq \frac{\beta}{\mu L} h_N$ , so that

$$\sum_{|N - \mu L| \geq c\sigma\sqrt{L}} h_N \leq 2 \frac{\mu L}{\beta} e^{L\Gamma_{ab}(\beta)} \Phi(-c)(1 + o(1)). \quad (52)$$

In particular at the threshold function of the form of eq. (43) the bound converges:

$$\sum_{|N - \mu L| \geq c\sigma\sqrt{L}} h_N \leq 2\eta \Phi(-c)(1 + o(1)). \quad (53)$$

This allows one to reduce the mean number of quasi-accessible walks of length outside the interval  $\mu L \pm c\sigma\sqrt{L}$  to any arbitrarily small value by choosing  $c$  large enough. In other words, if there are quasi-accessible walks at the suggested threshold function, then they are of length  $\mu L$  with fluctuations of at most order of  $\sqrt{L}$ . Since the total mean number of quasi-accessible walks at this threshold function is  $\eta$ , this then implies that the mean number of quasi-accessible walks inside the stated interval is converging to  $\eta(1 - 2\Phi(-c))$  and for any  $c > 0$  and  $\eta > 0$  this mean still converges to a non-zero value.

## 5 Improved upper bound on accessibility

The upper bound on accessibility obtained from the expected value does not take into account any dependence between walks. We can improve the bound by including some of the dependencies. This will make it possible to show our second main statement that  $\beta_c > \beta^*$  for irregular types.

Let in this section  $0 < r < 1$  and  $0 < s < 1$  be constant. The intention is to choose them later such that  $\mathfrak{M}^*(s, r, \beta^*) > 0$  as application to the irregular type. This choice is always possible in the irregular case since by continuity  $\mathfrak{M}^*(s, r, \beta^*)$  cannot be strictly positive only on the boundaries.

The interpretation of  $r$  and  $s$  is as determining the fitness spanned by three segments of each walk with  $s$  determining the fitness fraction spanned by the middle segment, and  $r$  determining the distribution of the remaining fitness span onto the first and last segment. More concretely the intended fitness span of the first segment is  $\beta\bar{s}r$ , of the second  $\beta s$  and the third  $\beta\bar{s}r$ , adding up to the full fitness span  $\beta$  that needs to be crossed (see Sect. 2.2, eq. (16)).

For each edge on the genotype space we can consider the interval formed by the fitness values of the two nodes incident to it. If a walk from  $\mathbf{a}$  to  $\mathbf{b}$  is quasi-accessible, then it contains exactly one edge with a fitness interval containing the fitness value  $\beta\bar{s}r$ . Let this edge be  $(\mathbf{x}, \mathbf{x}')$ . Similarly there is exactly one edge containing the fitness value  $\beta(1 - \bar{s}r)$ . Let this edge be  $(\mathbf{y}, \mathbf{y}')$ . These two edges segment the walk in the closest possible way according to the intended fitness spans mentioned above. A walk is quasi-accessible only if each of the three segments  $\mathbf{a} \rightarrow \mathbf{x}$ ,  $\mathbf{x}' \rightarrow \mathbf{y}$  and  $\mathbf{y}' \rightarrow \mathbf{b}$  are quasi-accessible. In the following we refer to these segments as segment 1, 2 and 3 respectively. To obtain an upper bound on the (quasi-)accessibility of  $\mathbf{b}$  from  $\mathbf{a}$  it is therefore sufficient to form a union bound over these edges:

$$\mathbb{P}[\tilde{\mathcal{Z}}_{\mathbf{a}\mathbf{b}} \geq 1] \leq \sum_{(\mathbf{x}, \mathbf{x}'), (\mathbf{y}, \mathbf{y}')} \mathbb{P}[\tilde{\mathcal{Z}}_{\mathbf{a}\mathbf{x}} \geq 1 \wedge \tilde{\mathcal{Z}}_{\mathbf{x}'\mathbf{y}} \geq 1 \wedge \tilde{\mathcal{Z}}_{\mathbf{y}'\mathbf{b}} \geq 1]. \quad (54)$$

Here the sum is over pairs of edges of  $\mathcal{A}^L$  and the probability is assumed to be implicitly conditioned on the edges containing the fitness values as mentioned above. It is not necessary to sum over all allowed edges in  $\mathcal{A}^{L'}$ , since quasi-accessibility and accessibility coincide. Effectively we ignore edges in  $\mathcal{A}^{L'}$  only belonging to non-selfavoiding walks in  $\mathcal{A}^L$  when forming the sum.

In the following we condition the probability on the fitness values  $F_{\mathbf{x}}$ ,  $F_{\mathbf{x}'}$ ,  $F_{\mathbf{y}}$  and  $F_{\mathbf{y}'}$  to be fixed. The total probability is then the expectation over these conditioned probabilities. As a result of this conditioning, the quasi-accessibilities of the three segments mentioned in the equation are negatively dependent. For example if  $\tilde{Z}_{\mathbf{a}\mathbf{x}}$  is at least 1, then  $\tilde{Z}_{\mathbf{x}'\mathbf{y}} \geq 1$  becomes less likely since the existence of a quasi-accessible walk from  $\mathbf{a}$  to  $\mathbf{x}$  implies that some fitness values of other genotypes fall in the range  $[F_{\mathbf{a}}, F_{\mathbf{x}}]$ , excluding them for consideration in the range  $[F_{\mathbf{x}'}, F_{\mathbf{y}}]$  required for them to be part of a quasi-accessible walk from  $\mathbf{x}'$  to  $\mathbf{y}$ . Consequently:

$$\mathbb{P}[\tilde{Z}_{\mathbf{a}\mathbf{b}} \geq 1] \leq \sum_{(\mathbf{x}, \mathbf{x}'), (\mathbf{y}, \mathbf{y}')} \mathbb{E}[\mathbb{P}[\tilde{Z}_{\mathbf{a}\mathbf{x}} \geq 1 | \cdot] \mathbb{P}[\tilde{Z}_{\mathbf{x}'\mathbf{y}} \geq 1 | \cdot] \mathbb{P}[\tilde{Z}_{\mathbf{y}'\mathbf{b}} \geq 1 | \cdot]] \quad (55)$$

Here the conditioning on the fitness values incident to the chosen edges is implied by  $\cdot$  and the outer expectation value is over these values. Since probabilities lie in  $[0, 1]$ , we can use the upper bound  $x \leq x^{1-\alpha}$  for  $0 < \alpha < 1$  on the middle factor and afterwards we can apply Markov's inequality to all three terms to obtain

$$\mathbb{P}[\tilde{Z}_{\mathbf{a}\mathbf{b}} \geq 1] \leq \sum_{(\mathbf{x}, \mathbf{x}'), (\mathbf{y}, \mathbf{y}')} \mathbb{E}[\mathbb{E}[\tilde{Z}_{\mathbf{a}\mathbf{x}} \geq 1 | \cdot] \mathbb{E}[\tilde{Z}_{\mathbf{x}'\mathbf{y}} \geq 1 | \cdot]^{1-\alpha} \mathbb{E}[\tilde{Z}_{\mathbf{y}'\mathbf{b}} \geq 1 | \cdot]] \quad (56)$$

The remaining inner expectation values depend only on the differences of the fitness values that they are conditioned on, not the actual placement of that difference. We introduce the following quantities:

$$\epsilon_1 = \beta \bar{s} r - (F_{\mathbf{x}} - F_{\mathbf{a}}) \quad (57)$$

$$\epsilon_2 = \beta s - (F_{\mathbf{y}} - F_{\mathbf{x}'}) \quad (58)$$

$$\epsilon_3 = \beta \bar{s} \bar{r} - (F_{\mathbf{b}} - F_{\mathbf{y}'}) \quad (59)$$

$$(60)$$

These quantities measure how much the fitness difference allocated to one of the three walk segments differs from what it would be assigned if  $r$  and  $s$  determined it exactly. For example the  $(\mathbf{x}, \mathbf{x}')$  edge is required to contain the fitness value  $\beta \bar{s} r$ . Therefore the first walk segment can span a fitness distance of at most  $\beta \bar{s} r$ , but this happens exactly only if  $F_{\mathbf{x}} - F_{\mathbf{a}} = \beta \bar{s} r$  is chosen. All other valid choices set the fitness value lower than this and  $\epsilon_1$  measures the reduction of the segment's length. As it will turn out only the point with all epsilons equal to zero contributes to the expectation value in leading order. Intuitively any constant offset from the intended segment length corresponds to an effective reduction of  $\beta$  by a constant, resulting in an exponentially lower likelihood of walks being quasi-accessible. Nonetheless we will carry the epsilons through the calculation.

The remaining inner expectation values are of the same form as the simple expectation of walks from  $\mathbf{a}$  to  $\mathbf{b}$  calculated in the previous section:

$$\mathbb{E}[\tilde{Z}_{\mathbf{v}\mathbf{w}} | t] = \partial_t e^{L\Gamma_{\mathbf{v}\mathbf{w}}(t)} = \mathbf{\Gamma}'_{\mathbf{v}\mathbf{w}}(t) L e^{L\Gamma_{\mathbf{v}\mathbf{w}}(t)}. \quad (61)$$

The expectation values are dominated by the exponential terms  $e^{L\Gamma_{vw}(t)}$  with an additional linear factor  $L$  resulting from the derivative. However, the derivative also adds the term  $\Gamma'_{vw}(t)$ . As an average over loci it can be seen that pointwise in  $t$  and uniformly over  $v$  and  $w$ , this quantity is bounded by a constant from above. However the bound is not uniform in  $t$ . At  $t = 0$  it diverges, as can be seen from the expansion

$$L\Gamma'_{vw}(t) \sim \frac{d_{vw}}{t}. \quad (62)$$

To avoid this issue we rewrite the expectation value including the sum resulting from application of the product rule of differentiation

$$\mathbb{E} [\tilde{Z}_{vw}|t] = \sum_{l'=1}^L (Ae^{tA})_{v_l'w_{l'}} \prod_{l \neq l'} e^{\Gamma_{v_l w_l}(t)} \quad (63)$$

In each summand the value is a product over terms, each of which depends only on quantities on a single locus and the bulk of the contributions of loci contribute simply the exponential  $e^{\Gamma_{v_l w_l}(t)} = (e^{tA})_{v_l w_l}$ . Only the locus  $l'$  gives a different contribution, namely the derivative of the exponential term,  $(Ae^{tA})_{v_{l'} w_{l'}}$ .

Our goal is to bring eq. (56) into the form of a sum over products, such that the product factorizes in the same sense as it does for a single expectation value. In particular the current form is a sum of a product of three expectation values. If we expand each expectation as shown in eq. (63), we obtain three sums, each accounting for one special locus on which the corresponding derivative is taken. We name these special loci  $l_1$ ,  $l_2$  and  $l_3$ , corresponding to the means in eq. (56) in the order they appear there. The sum in the middle term can be taken out of the  $(\cdot)^{1-\alpha}$  form to give an upper bound, because  $1 - \alpha \in [0, 1]$  and therefore the form is subadditive. Having done so, the sum over the pair of edges on the genotype space may similarly be factorized over loci. Each edge on the genotype graph corresponds to a step on one locus. Therefore it is sufficient to sum over individual genotypes together with another special locus, and one edge on the allele graph corresponding to that locus. We denote the sum over loci for these two edges  $l_{12}$  and  $l_{23}$  respectively. The initial sum then factorizes over loci:

$$\mathbb{P} [\tilde{Z}_{ab} \geq 1] \leq \sum_{l_1, l_2, l_3, l_{12}, l_{23}=1}^L \mathbb{E} \left[ \prod_{l=1}^L \mathfrak{F}_l \right] \quad (64)$$

Here  $\mathfrak{F}_l$  is the resulting factor collecting all sums over quantities on locus  $l$  and all factors of the product of the three expectations that are functions of quantities on locus  $l$ , as well as potentially e.g. a form  $\sum_{x_{l'}} (A)_{x_l x_{l'}}$  if  $l = l_{12}$ .  $\mathfrak{F}_l$  is implicitly dependent on  $l_1$ ,  $l_2$ ,  $l_3$ , since these three variables decide whether the contribution resulting from any of the three expectation values has the usual exponential form or that of its derivative. If  $l \notin \{l_1, l_2, l_3, l_{12}, l_{23}\}$ , then

the contribution of all three expectation values and the edge sum is of the usual form, i.e. the exponential term of the expectation value and no sum over edges and we give it the name  $\mathfrak{G}_l$ :

$$\mathfrak{G}_l = \sum_{x_l, y_l} e^{\Gamma_{a_l x_l}(\beta \bar{s} r - \epsilon_1) + (1-\alpha)\Gamma_{x_l y_l}(\beta s - \epsilon_2) + \Gamma_{y_l b_l}(\beta \bar{s} \bar{r} - \epsilon_3)} \quad (65)$$

$$= \sum_{x_l, y_l} \left( e^{(\beta \bar{s} r - \epsilon_1) A} \right)_{a_l x_l} \left( \left( e^{(\beta s - \epsilon_2) A} \right)_{x_l y_l} \right)^{1-\alpha} \left( e^{(\beta \bar{s} \bar{r} - \epsilon_3) A} \right)_{y_l b_l}. \quad (66)$$

If  $l$  is equal to any of the set of special loci, then some of these exponential terms will be modified and there might be additional sums. For example if  $l$  is equal to  $l_3$  and  $l_{12}$ , but not equal to any of the other special loci, then

$$\mathfrak{F}_l = \sum_{x_l, y_l, x_l'} \left( e^{(\beta \bar{s} r - \epsilon_1) A} \right)_{a_l x_l} (A)_{x_l x_l'} \left( \left( e^{(\beta s - \epsilon_2) A} \right)_{x_l' y_l} \right)^{1-\alpha} \left( A e^{(\beta \bar{s} \bar{r} - \epsilon_3) A} \right)_{y_l b_l}. \quad (67)$$

By assumption  $s \neq 0$  and also  $0 \neq r \neq 1$ . Then, with the fixed  $s$  and  $r$ ,  $\mathfrak{G}_l$  is bounded away from zero everywhere except at the boundary, because as long as one of the matrix exponentials has non-zero argument, it contributes a finite term to the sum by adequate choice of  $x_l$  and  $y_l$  so that the indices of the matrix exponential become  $(a_l, b_l)$ . More generally  $\mathfrak{G}_l$  is also uniformly bounded over  $s$  and  $r$ , since by definition of  $s$  and  $r$  at least one of the matrix exponential arguments must be at least  $\frac{\beta}{3}$ , epsilon shifts notwithstanding. This then allows us to write each  $\mathfrak{F}_l$  as a product  $\mathfrak{G}_l \mathfrak{H}_l$ , with  $\mathfrak{H}_l$  bounded away from infinity except at the mentioned boundary. In the next section we will use the same approach with a more detailed handling of  $\mathfrak{H}_l$ , but here it is sufficient to apply such a simple uniform bound with a constant.

However first we consider the behavior at the boundary where all epsilon shifts force the matrix exponential arguments to become zero. Due to the bounded degree of the graph, as  $t \rightarrow 0$ , the diagonal terms of the matrix exponential with argument  $t$  drop to 1 and the off-diagonal ones to 0 uniformly. If  $a_l \neq b_l$ ,  $\mathfrak{F}_l$  therefore falls to zero as all the epsilons reach their maximum boundary and similarly it falls to 1 for  $a_l = b_l$ . Since there is by assumption at least a finite fraction of loci with  $a_l \neq b_l$ , this then implies that eventually, at a finite distance to the boundary

$$\prod_{l=1}^L \mathfrak{F}_l \leq \mathcal{O}(C^L) \quad (68)$$

for some  $C < 1$ . The special loci on which  $\mathfrak{F}_l \neq \mathfrak{G}_l$  are not relevant to this, since there are only finitely many of them and each one is bounded. The contribution to the probability from the boundary is therefore asymptotically zero, since the exponential decay in the integrand cannot be compensated by the additional  $L^5$  factor from the special loci sum.



Returning to the general case away from the boundary, we can bound all  $\mathfrak{H}_l$  with  $l \in \{l_1, l_2, l_3, l_{12}, l_{13}\}$  by some constant  $C$  uniformly, yielding a factor of at most  $C^5$ , while all other  $\mathfrak{H}_l$  are 1. This removes the dependence of the product on the particular choice of the special loci:

$$\mathbb{P}[\tilde{\mathbf{Z}}_{\mathbf{ab}} \geq 1] \leq L^5 C^5 \mathbb{E} \left[ \prod_{l=1}^L \mathfrak{G}_l \right] + o(1) = L^5 C^5 \mathbb{E} [e^{L\mathfrak{T}}] \quad (69)$$

with

$$\mathfrak{T} = \left\langle \ln \sum_{x_l, y_l} e^{\Gamma_{a_l x_l}(\beta \bar{s} r - \epsilon_1) + (1-\alpha)\Gamma_{x_l y_l}(\beta s - \epsilon_2) + \Gamma_{y_l b_l}(\beta \bar{s} \bar{r} - \epsilon_3)} \right\rangle_l \quad (70)$$

The epsilons are always non-negative in the valid domain and  $\mathfrak{T}$  is decreasing in all of them. Therefore we can give an upper bound by setting all of them to 0 and obtain the upper bound on accessibility:

$$\mathbb{P}[\tilde{\mathbf{Z}}_{\mathbf{ab}} \geq 1] \leq e^{L(\mathfrak{T}_0 + o(1))} \quad (71)$$

with

$$\mathfrak{T}_0 = \left\langle \ln \sum_{x_l, y_l} e^{\Gamma_{a_l x_l}(\beta \bar{s} r) + (1-\alpha)\Gamma_{x_l y_l}(\beta s) + \Gamma_{y_l b_l}(\beta \bar{s} \bar{r})} \right\rangle_{a_l, b_l}^p \quad (72)$$

where it is assumed that  $\beta$  is constant in  $L$ . This value is then independent of  $L$  and if it is negative, the probability that  $\mathbf{b}$  is accessible from  $\mathbf{a}$  is asymptotically exponentially falling to zero. We may choose  $\alpha \in (0, 1)$  as well as  $s$  and  $r$  freely except for their boundary values. But specifically for  $\alpha$  close to zero, we obtain the following expansion by matrix multiplication:

$$\mathfrak{T}_0 = \langle \Gamma_{a_l b_l}(\beta) \rangle_{a_l, b_l}^p - \alpha \left\langle \langle \Gamma_{x_l y_l}(\beta s) \rangle_{x_l, y_l}^{s, r} \right\rangle_{a_l, b_l}^p + \mathcal{O}(\alpha^2) \quad (73)$$

At  $\beta^*$  the zeroth order term is simply zero. The coefficient of the linear order term is exactly  $\mathfrak{M}^*(s, r, \beta)$  and in the irregular type problem  $r$  and  $s$  can be chosen such that it is negative at  $\beta^*$ . With this choice there is then some suitable small  $\alpha > 0$ , so that  $\mathfrak{T}_0$  is negative at  $\beta^*$ .  $\mathfrak{T}_0$  is continuous as a function of  $\beta$  and therefore we can then also find some  $\beta > \beta^*$  such that  $\mathfrak{T}_0$  is still negative at the same choice of  $\alpha$ ,  $r$  and  $s$ . This shows that the critical point  $\beta_c$  is strictly larger than  $\beta^*$  in the irregular case, if it exists at all.

## 6 Lower bound on accessibility

In this section we derive a lower bound on accessibility, allowing us to show that the candidate threshold function found for the regular type from the first moment method is indeed a  $\frac{1}{L}$ -threshold function.

### 6.1 Moment bounds

To prove the lower bound on (quasi-)accessibility, we use a generalization of the second moment method. The idea of the second moment method is to bound the second moment of  $\tilde{\mathbf{Z}}_{ab}$  from above in order to apply the inequality [1, 9]

$$\mathbb{P}[\tilde{\mathbf{Z}}_{ab} > 0] \geq \frac{\mathbb{E}[\tilde{\mathbf{Z}}_{ab}]^2}{\mathbb{E}[\tilde{\mathbf{Z}}_{ab}^2]}. \quad (74)$$

$\tilde{\mathbf{Z}}_{ab}$  is bounded from above through the maximum length of walks and the bounded degree limiting the possible choices in each step and therefore the second moment always exists. In our proof method we do however find that, at least with our non-tight bounds on it, the second moment grows too quickly for some allele graphs to give a non-trivial bound. On the other hand, for some class of allele graphs this bound may be used to obtain a sufficient bound.

To generalize the applicability of the result, we will use a modification of the second moment method which relies on a lower order moment. In particular we know from Hölder's inequality that for all  $\xi > 0$ :

$$\mathbb{E}[\tilde{\mathbf{Z}}_{ab}] = \mathbb{E}[\tilde{\mathbf{Z}}_{ab} \mathbb{I}_{\tilde{\mathbf{Z}}_{ab} \geq 1}] \quad (75)$$

$$\leq \mathbb{E}[\tilde{\mathbf{Z}}_{ab}^{1+\xi}]^{\frac{1}{1+\xi}} \mathbb{E}\left[\mathbb{I}_{\tilde{\mathbf{Z}}_{ab} \geq 1}^{\frac{1}{1-\frac{1}{1+\xi}}}\right]^{1-\frac{1}{1+\xi}} \quad (76)$$

$$= \mathbb{E}[\tilde{\mathbf{Z}}_{ab}^{1+\xi}]^{\frac{1}{1+\xi}} \mathbb{P}[\tilde{\mathbf{Z}}_{ab} \geq 1]^{\frac{\xi}{1+\xi}} \quad (77)$$

and therefore

$$\mathbb{P}[\tilde{\mathbf{Z}}_{ab} \geq 1] \geq \left(\frac{\mathbb{E}[\tilde{\mathbf{Z}}_{ab}]^{1+\xi}}{\mathbb{E}[\tilde{\mathbf{Z}}_{ab}^{1+\xi}]}\right)^{\frac{1}{\xi}}. \quad (78)$$

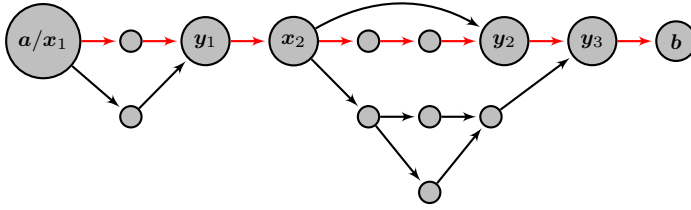
Because the number of walks of length  $N$  is at most exponential due to the bounded degree of  $\mathcal{A}$ , while the probability of a walk to be quasi-accessible falls as fast as  $\frac{1}{N!}$ , the tail of  $\tilde{\mathbf{Z}}_{ab}$  is dominated by an exponential decay. In particular all moments of  $\tilde{\mathbf{Z}}_{ab}$  exist. This allows us to take the limit  $\xi \rightarrow 0$ , dropping all higher order terms:

$$\mathbb{P}[\tilde{\mathbf{Z}}_{ab} \geq 1] \geq \mathbb{E}[\tilde{\mathbf{Z}}_{ab}] e^{-\mathfrak{K}} \quad (79)$$

where

$$\mathfrak{K} = \mathbb{E}\left[\frac{\tilde{\mathbf{Z}}_{ab}}{\mathbb{E}[\tilde{\mathbf{Z}}_{ab}]} \ln \tilde{\mathbf{Z}}_{ab}\right]. \quad (80)$$

Our goal here is to show that  $\liminf \mathbb{P}[\tilde{\mathbf{Z}}_{ab} \geq 1] > 0$ , i.e. that there is at least a non-vanishing probability of  $\mathbf{b}$  being accessible from  $\mathbf{a}$  asymptotically.



**Fig. 7** Illustration of the estimation of  $\tilde{Z}_{ab}$ . The focal walk  $\pi$  from  $\mathbf{a}$  to  $\mathbf{b}$  is marked in red. Relative to  $\pi$  there is one non-trivial arc from  $\mathbf{x}_1$  to  $\mathbf{y}_1$ , one non-trivial arc from  $\mathbf{x}_2$  to  $\mathbf{y}_2$  and two non-trivial arcs from  $\mathbf{x}_2$  to  $\mathbf{y}_3$ . Between any two adjacent vertices on  $\pi$  there is furthermore one trivial arc. All other non-empty path subgraphs are not arcs, since they intersect  $\pi$  more than twice. Each walk is fully specified by choice of one of the arcs for each pair of loci. In fact it would be sufficient to choose one out-going arc per site to account for all walks. By the construction of quasi-accessibility the graph is guaranteed to be free cycles as in the example.

This is enough to show that the candidate threshold function is indeed a threshold function at which there is a transition from zero accessibility to non-zero accessibility, but it remains to be shown that the accessibility above the threshold is one. In any case we assume for this section that  $\beta$  is chosen as the threshold function  $c_L$  from our main statement, so that in particular  $\mathbb{E}[\tilde{Z}_{ab}]$  converges to a non-zero value. This assures that it is sufficient to show that  $\mathfrak{K}$  does not diverge. The following method of bounding  $\mathfrak{K}$  adapts the idea used in [17] to account for the correlations of accessible walks using the notion of shortcuts or arcs to obtain alternative walks from a focal one.

Let  $X_\pi$  be the indicator variable that the walk  $\pi$  is quasi-accessible, then

$$\mathfrak{K} = \sum_{\pi} \mathbb{E} \left[ \frac{X_\pi}{\mathbb{E}[\tilde{Z}_{ab}]} \ln \tilde{Z}_{ab} \right] \quad (81)$$

where the sum is over all walks from  $\mathbf{a}$  to  $\mathbf{b}$  on  $\mathcal{A}^L$  or equivalently all valid walks on  $\mathcal{A}^{L'}$ .

Similarly we can expand the right-hand  $\tilde{Z}_{ab}$  over individual walks. We will however intentionally over-count these in the following way: Each valid walk  $\pi'$  from  $(\mathbf{a}, 1)$  to  $(\mathbf{b}, 1)$  in  $\mathcal{A}^{L'}$  trivially crosses  $\pi$  in at least two vertices, namely  $(\mathbf{a}, 1)$  and  $(\mathbf{b}, 1)$ . Furthermore if we list out for each valid walk  $\pi'$  the vertices it shares with  $\pi$  in  $\mathcal{A}^{L'}$ , then the segment of  $\pi'$  between two adjacent vertices  $\mathbf{x} \in \mathbb{A}^{L'}$  and  $\mathbf{y} \in \mathbb{A}^{L'}$  in that list does not intersect  $\pi$  a third time in  $\mathcal{A}^{L'}$ . We call such a segment on  $\mathcal{A}^{L'}$  an *arc* through  $\mathbf{x}$  and  $\mathbf{y}$  on  $\pi$ . An arc is said to be *trivial* if it is a segment of  $\pi$  itself. Immediately from the definition a trivial arc can only contain a single edge. We denote the number of non-trivial arcs which are accessible by  $\tilde{Z}'_{\mathbf{x}\mathbf{y}\pi}$ . Each walk  $\pi'$  generates at most one arc through  $\mathbf{x}$  and  $\mathbf{y}$  on  $\pi$ . Also each walk  $\pi'$  is uniquely identified by the set of arcs it generates on  $\pi$  and  $\pi'$  is accessible on  $\mathcal{A}^{L'}$  if and only if all of the arcs

it generates on  $\pi$  are accessible. Therefore we can bound for any valid walk  $\pi$ :

$$\tilde{Z}_{ab} \leq \prod_{\mathbf{x}, \mathbf{y} \in \mathbb{A}^{L'}} (1 + \tilde{Z}'_{\mathbf{x}\mathbf{y}\pi}). \quad (82)$$

With this we have

$$\mathfrak{K} \leq \sum_{\mathbf{x}, \mathbf{y} \in \mathbb{A}^{L'}} \sum_{\pi} I_{\mathbf{x}\mathbf{y}\pi} \mathbb{E} \left[ \frac{X_{\pi}}{\mathbb{E}[\tilde{Z}_{ab}]} \ln(1 + \tilde{Z}'_{\mathbf{x}\mathbf{y}\pi}) \right] \quad (83)$$

where  $I_{\mathbf{x}\mathbf{y}\pi}$  is an indicator variable which is 1 iff  $\pi$  contains  $\mathbf{x}$  and  $\mathbf{y}$  in  $\mathcal{A}^{L'}$  and 0 otherwise.

Conditioned on the two fitness values  $F_{\mathbf{x}}$  and  $F_{\mathbf{y}}$ ,  $\tilde{Z}'_{\mathbf{x}\mathbf{y}\pi}$  becomes independent of  $X_{\pi}$  since  $\mathbf{x}$  and  $\mathbf{y}$  are the only vertices whose fitness values influence both the quasi-accessibility of candidate arcs and  $\pi$ :

$$\mathfrak{K} \leq \sum_{\mathbf{x}, \mathbf{y} \in \mathbb{A}^{L'}} \sum_{\pi} I_{\mathbf{x}\mathbf{y}\pi} \mathbb{E} \left[ \mathbb{E} \left[ \frac{X_{\pi}}{\mathbb{E}[\tilde{Z}_{ab}]} \middle| F_{\mathbf{x}}, F_{\mathbf{y}} \right] \mathbb{E} \left[ \ln(1 + \tilde{Z}'_{\mathbf{x}\mathbf{y}\pi} | F_{\mathbf{x}}, F_{\mathbf{y}}) \right] \right] \quad (84)$$

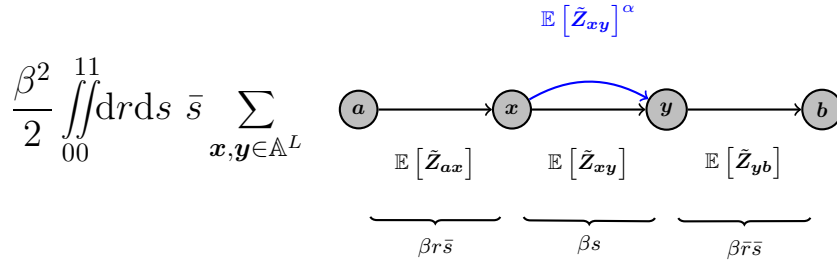
For convenience we also assume that the conditioning of the fitness values  $F_{(\mathbf{a},1)}$  and  $F_{(\mathbf{b},1)}$  to a difference of  $\beta$  is contained in the outer expectation.

Currently  $\tilde{Z}'_{\mathbf{x}\mathbf{y}\pi}$  is stochastically independent of  $X_{\pi}$ , but still explicitly dependent on  $\pi$  in the choice of candidate arcs that need to be counted. We can remove this dependence by loosening the restriction that included arcs must not be trivial and must not intersect  $\pi$  except at  $\mathbf{x}$  and  $\mathbf{y}$ . Doing so  $\tilde{Z}'_{\mathbf{x}\mathbf{y}\pi}$  is upper bounded by  $\tilde{Z}'_{\mathbf{x}\mathbf{y}}$ , where the lack of third index indicates the loosened restriction. The resulting bound is not in general good enough for all choices of  $\mathbf{x}$  and  $\mathbf{y}$  in the sum. We will later revisit and adjust it for these special cases.

Because the logarithm is concave, the mean over it can be bounded by exchange of the two. Let  $\downarrow \mathbf{x}$  be the projection of  $\mathbf{x} \in \mathcal{A}^{L'}$  on the first component or equivalently the 1-section of  $\mathcal{A}^{L'}$ . Compared to all walks on  $\mathcal{A}^{L'}$  generated from walks on  $\mathcal{A}^L$  from  $\downarrow \mathbf{x}$  to  $\downarrow \mathbf{y}$ , arcs from  $\mathbf{x}$  to  $\mathbf{y}$  in  $\mathcal{A}^{L'}$  are more restricted in the number of times vertices with projection  $\downarrow \mathbf{x}$  or  $\downarrow \mathbf{y}$  may or must be visited. Therefore the expectation over  $\tilde{Z}'_{\mathbf{x}\mathbf{y}}$  may be bounded by the expectation over  $\tilde{Z}_{\downarrow \mathbf{x} \downarrow \mathbf{y}}$ .

$$\mathfrak{K} \leq \mathbb{E} \left[ \sum_{\mathbf{x}, \mathbf{y} \in \mathbb{A}^{L'}} \mathbb{E} \left[ \frac{\sum_{\pi} I_{\mathbf{x}\mathbf{y}\pi} X_{\pi}}{\mathbb{E}[\tilde{Z}_{ab}]} \middle| F_{\mathbf{x}}, F_{\mathbf{y}} \right] \ln \mathbb{E} \left[ 1 + \tilde{Z}_{\downarrow \mathbf{x} \downarrow \mathbf{y}} \middle| F_{(\downarrow \mathbf{x},1)}, F_{(\downarrow \mathbf{y},1)} \right] \right] \quad (85)$$

Similarly all walks  $\pi$  through  $\mathbf{x}$  and  $\mathbf{y}$  can be separated into three segments from  $(\mathbf{a}, 1)$  to  $\mathbf{x}$ , from  $\mathbf{x}$  to  $\mathbf{y}$  and from  $\mathbf{y}$  to  $(\mathbf{b}, 1)$ . Each walk is uniquely determined by these three segments and for any choice of these segments forming a valid walk, their accessibility is independent under the conditioning since valid



**Fig. 8** Graphical representation of  $\mathfrak{K}$ 's bound given in eq. (87). The fitness range  $\beta$  is split into three segments corresponding to paths  $\mathbf{a} \rightarrow \mathbf{x}$ ,  $\mathbf{x} \rightarrow \mathbf{y}$  and  $\mathbf{y} \rightarrow \mathbf{b}$ , indicated by black arrows. Each segments contributes the given expectation value conditioned on the specified fitness difference between its endpoints into a product. The blue line represents the contribution of all arcs from  $\mathbf{x}$  to  $\mathbf{y}$ , which contribute the given  $\alpha$ -dependent factor.

walks are selfavoiding in  $\mathcal{A}^{L'}$ . Taking all triples of walk segments from  $\mathbf{a}$  to  $\downarrow \mathbf{x}$ , from  $\downarrow \mathbf{x}$  to  $\downarrow \mathbf{y}$  and from  $\downarrow \mathbf{y}$  to  $\mathbf{b}$ , all valid walks from  $\mathbf{a}$  to  $\mathbf{b}$  through any copy of the genotypes  $\downarrow \mathbf{x}$  and  $\downarrow \mathbf{y}$  in  $\mathcal{A}^{L'}$  are generated. This allows together with the previous arguments for the bound

$$\mathfrak{K} \leq \mathbb{E} \left[ \sum_{\mathbf{x}, \mathbf{y} \in \mathbb{A}^L} \frac{\mathbb{E}[\tilde{Z}_{\mathbf{a}\mathbf{x}} | F_{\mathbf{x}}, F_{\mathbf{y}}] \mathbb{E}[\tilde{Z}_{\mathbf{x}\mathbf{y}} | F_{\mathbf{x}}, F_{\mathbf{y}}] \mathbb{E}[\tilde{Z}_{\mathbf{y}\mathbf{b}} | F_{\mathbf{x}}, F_{\mathbf{y}}]}{\mathbb{E}[\tilde{Z}_{\mathbf{a}\mathbf{b}}]} \ln(1 + \mathbb{E}[\tilde{Z}_{\mathbf{x}\mathbf{y}} | F_{\mathbf{x}}, F_{\mathbf{y}}]) \right]. \quad (86)$$

Further we use that the logarithm can be bounded from above by any power law  $\ln(x) \leq \bar{\alpha}(x-1)^\alpha$  for  $x \geq 1$ ,  $0 < \alpha < 1$  and a constant  $\bar{\alpha}$  depending on  $\alpha$ . In particular  $\bar{\alpha}$  as a function of  $\alpha$  can be chosen so that it is bounded except around  $\alpha = 0$ , where it must diverge. Therefore, as long as we choose later any non-zero but constant  $\alpha$ , the additional factor  $\bar{\alpha}$  will not change the asymptotic order of  $\mathfrak{K}$ . All in all:

$$\mathfrak{K} \leq \mathbb{E} \left[ \bar{\alpha} \sum_{\mathbf{x}, \mathbf{y} \in \mathbb{A}^L} \frac{\mathbb{E}[\tilde{Z}_{\mathbf{a}\mathbf{x}} | F_{\mathbf{x}}, F_{\mathbf{y}}] \mathbb{E}[\tilde{Z}_{\mathbf{x}\mathbf{y}} | F_{\mathbf{x}}, F_{\mathbf{y}}]^{1+\alpha} \mathbb{E}[\tilde{Z}_{\mathbf{y}\mathbf{b}} | F_{\mathbf{x}}, F_{\mathbf{y}}]}{\mathbb{E}[\tilde{Z}_{\mathbf{a}\mathbf{b}}]} \right] \quad (87)$$

The remaining expectation values depend only on the differences of the fitness values that they are conditioned on, not the actual placement of that difference. It is therefore convenient to use the variables  $s$  and  $r$  with  $\bar{s} = 1 - s$  and  $\bar{r} = 1 - r$  introduced previously, such that

$$F_{\mathbf{x}} - F_{\mathbf{a}} = \bar{s}r\beta \quad (88)$$

$$F_{\mathbf{y}} - F_{\mathbf{x}} = s\beta \quad (89)$$

$$F_{\mathbf{b}} - F_{\mathbf{y}} = \bar{s}\bar{r}\beta \quad (90)$$

with which the outer expectation value of  $\mathfrak{K}$  can be expressed as an integral over the unit square  $(s, r) \in [0, 1]^2$  with a surface element  $\frac{\beta^2 \bar{s}}{2} dr ds$ , which through the factor  $\frac{1}{2}$  already conditions on  $F_x$  and  $F_y$  being correctly ordered. We need to show that this integral is asymptotically bounded by a constant in order to show that  $\mathfrak{K}$  is asymptotically bounded by a constant from above as we intend.

The expectation value  $\mathbb{E} [\tilde{\mathcal{Z}}_{ab}]$  may be bounded using eq. (61):

$$\mathbb{E} [\tilde{\mathcal{Z}}_{ab}] = \mathcal{O}(1) L e^{L \Gamma_{ab}(\beta)} \quad (91)$$

The same bound does not in general apply to the other expectation values uniformly over the integration domain due to the divergence of the constant term with vanishing fitness difference. For this reason, we split the integration region. For some sufficiently small constant  $\epsilon > 0$  we will consider integration in the regions with  $s \in [0, \epsilon]$  and  $s \in [\epsilon, 1]$  separately and name the corresponding contributions to  $\mathfrak{K}$  accordingly with an index.

### 6.2 Case $s \in [\epsilon, 1]$

In the interval  $[\epsilon, 1]$ ,  $s$  is bounded away from zero and therefore using eq. (61), the expectation values  $\mathbb{E} [\tilde{\mathcal{Z}}_{xy} | \beta s]$  can be bounded uniformly by

$$\mathbb{E} [\tilde{\mathcal{Z}}_{xy} | \beta s] \leq \mathcal{O}(1) L e^{L \Gamma_{xy}(\beta s)} \quad (92)$$

For the remaining expectation values we follow the procedure used in the previous section and expand with eq. (63) to obtain a sum of locus-factorized terms. We name the special loci according to the walk segment's index. As we have already expanded the contributions for the second segment, only the first and third remain.

$$\mathfrak{K}_{[\epsilon, 1]} = \mathcal{O}(1) \bar{\alpha} L^\alpha \sum_{l_1, l_3=1}^L \mathbb{E} \left[ \prod_{l=1}^L \mathfrak{F}_l \right] = \mathcal{O}(1) \bar{\alpha} L^\alpha \sum_{l_1, l_3=1}^L \mathbb{E} \left[ \prod_{l=1}^L \mathfrak{G}_l \mathfrak{H}_l \right] \quad (93)$$

Again, the usual form for loci  $l \notin \{l_1, l_3\}$  can be given through the exponential terms in the expectation values

$$\mathfrak{G}_l = \sum_{x_l, y_l \in \mathbb{A}} e^{\Gamma_{a_l x_l}(\beta \bar{s} r) + (1+\alpha) \Gamma_{x_l y_l}(\beta s) + \Gamma_{y_l b_l}(\beta \bar{s} r) - \Gamma_{a_l b_l}(\beta)} \quad (94)$$

and again for loci  $l \in \{l_1, l_3\}$  one or more of the exponential factors will be replaced by their derivatives. For the same reasons as used previously, in these cases  $\mathfrak{H}_l$  is uniformly bounded by a constant and therefore

$$\mathfrak{K}_{[\epsilon, 1]} = \mathcal{O}(1) \bar{\alpha} L^{2+\alpha} e^{L \bar{\alpha}} \quad (95)$$

where

$$\mathfrak{T} = \left\langle \ln \sum_{x_l, y_l \in \mathbb{A}} e^{\Gamma_{a_l x_l}(\beta \bar{s} r) + (1+\alpha)\Gamma_{x_l y_l}(\beta s) + \Gamma_{y_l b_l}(\beta \bar{s} r) - \Gamma_{a_l b_l}(\beta)} \right\rangle_l \quad (96)$$

$\mathfrak{T}$  can be considered a function of  $\beta$ ,  $s$ ,  $r$  and  $\alpha$ . At  $\alpha = 0$ , it is always 0 as can be verified by matrix multiplication. The first derivative towards  $\alpha$  at  $\alpha = 0$  is found to be exactly  $\mathfrak{M}(s, r, \beta)$ . It is therefore possible to bound

$$\mathfrak{T} = \alpha \mathfrak{M}(s, r, \beta) + \mathcal{O}(\alpha^2). \quad (97)$$

In the regular case, as  $\beta$  converges to  $\hat{\beta}$ ,  $\mathfrak{M}(s, r, \beta)$  is eventually bounded from above by a negative constant in the region  $s \in [\epsilon, 1 - \epsilon]$ , so that in this region the integrand falls exponentially quickly to zero for suitable choice of  $\alpha > 0$ , resulting in no asymptotic contribution to  $\mathfrak{K}$ . In the interval  $s \in [1 - \epsilon, 1]$  we need to account for the boundary term at  $s = 1$ . At  $s = 1$ ,  $\mathfrak{T}$  is exactly  $\alpha \Gamma_{ab}(\beta)$ . At the candidate threshold function  $\Gamma_{ab}(\beta)$  simply evaluates to  $-\frac{\ln L}{L}$  up to irrelevant higher orders in  $L$ . By assumptions for the regular case we also have that the derivative  $\partial_\alpha \partial_s \mathfrak{T}$  is positive at  $(s, \alpha, \beta) = (1, 0, \hat{\beta})$ , so that

$$\mathfrak{T} \leq -\alpha \frac{\ln L}{L} + \mathcal{O}\left(\left(\frac{\ln L}{L}\right)^2\right) - c\bar{s}\alpha \quad (98)$$

for some  $c > 0$ . The term  $-\alpha \frac{\ln L}{L}$  exactly compensates a factor  $L^\alpha$  to the integrand of  $\mathfrak{K}$  and with a factor  $\bar{s}$  in the surface element of the integration, the contribution to  $\mathfrak{K}$  from  $s \in [1 - \epsilon, 1]$  is then for suitably small constant  $\alpha > 0$ :

$$\mathfrak{K}_{[1-\epsilon, 1]} = \mathcal{O}(1)L^2 \int_{1-\epsilon}^1 ds \bar{s} e^{-cL\bar{s}\alpha} = \mathcal{O}(1). \quad (99)$$

### 6.3 Case $s \in [0, \epsilon]$

For the integration interval  $[0, \epsilon]$  we will fix  $\alpha = 1$  and since we cannot apply the simple bound to the expectation  $\mathbb{E}[\tilde{\mathcal{Z}}_{xy} | \beta s]^{1+\alpha}$  used before uniformly in this region, we will expand it using the sum form of the expectation value. Since  $1 + \alpha = 2$  now, there will effectively be two additional sums resulting from this, for which we label the corresponding locus variables  $l_{21}$  and  $l_{22}$ . Again, we bring the contribution into the form

$$\mathfrak{K}_{[0, \epsilon]} = \mathcal{O}(1)L^{-1} \sum_{l_1, l_{21}, l_{22}, l_3} \mathbb{E}[\mathfrak{F}_l] = \mathcal{O}(1)L^{-1} \sum_{l_1, l_{21}, l_{22}, l_3} \mathbb{E}[\mathfrak{G}_l \mathfrak{H}_l] \quad (100)$$

Here, since all expectation values in the numerator of  $\mathfrak{K}$  were expanded into sums, only a single factor  $L^{-1}$  remains from the expectation value in its denominator. The usual form  $\mathfrak{G}_l$  is unchanged from the region  $[\epsilon, 1]$  except for the choice  $\alpha = 1$ . As before  $\mathfrak{H}_l$  can be bounded by a constant for all special  $l$ , but this will turn out not to be sufficient here. Suppose we used such a bound, then we would obtain

$$\mathfrak{K}_{[0,\epsilon]} \leq \mathcal{O}(1)L^3 \mathbb{E} [e^{L\mathfrak{T}}] \quad (101)$$

where  $\mathfrak{T}$  is unchanged from the previous integration region except for the choice  $\alpha = 1$ . At  $s = 0$  only terms with  $x_l = y_l$  can contribute to  $\mathfrak{T}$  and so it becomes 0 by matrix multiplication. The first derivative towards  $s$  can be formed directly, using that derivatives of matrix exponentials correspond to multiplication with the matrix exponent. Using that  $(A)_{x_l y_l} \mathbb{I}_{x_l y_l} = 0$  since the allele graph is simple, the derivative evaluates exactly to  $-\beta \mathbf{\Gamma}'_{ab}(\beta)$ , so that:

$$\mathfrak{T} = -\beta \mathbf{\Gamma}'_{ab}(\beta)s + \mathcal{O}(s^2) \quad (102)$$

As  $\beta \mathbf{\Gamma}'_{ab}(\beta)$  is strictly positive and bounded away from zero asymptotically, this shows that  $\epsilon$  can always be chosen such that  $\mathfrak{T}$  is negative for  $s \in (0, \epsilon]$  with negative first derivative at  $s = 0$ . Consequently the integration at the boundary is of the form

$$\mathfrak{K}_{[0,\epsilon]} \leq \mathcal{O}(1)L^3 \int_0^\epsilon ds e^{-cLs} = \mathcal{O}(L^2) \quad (103)$$

for some constant  $c > 0$ . In contrast to the boundary at  $s = 1$  the surface element does not contribute here and does not yield an additional factor  $L^{-1}$ . The naive bound shown above is not sufficient and two powers of  $L$  remain that we have to suppress.

To cancel these factors, we need to bound the terms  $\mathfrak{H}_l$  more carefully around small  $s$  instead of applying uniform constant bounds. In particular it would be sufficient to show that these terms introduce at least two factors  $s$  into the integrand, since the integration over  $s^n e^{-cLs}$  would result in a value of order  $L^{-1-n}$  instead of just  $L^{-1}$ . Depending on the choices of distances between  $\mathbf{x}$  and  $\mathbf{y}$  and the choices of the special loci it is possible to provide these two factors. However not all combinations of these choices yield such a factor. The problematic cases will however turn out to be marginal in the sense that they only apply to a fraction  $\frac{1}{L}$  or  $\frac{1}{L^2}$  of the summands in the sums over special loci. Each such factor  $L^{-1}$  offsets the need for one  $s$  factor in the integrand, allowing the total contribution to  $\mathfrak{K}$  to still be constant. In the following we need to list all of the relevant combinations and show their contributions of  $s$  orders.

The method of bounding  $\mathfrak{H}_l$  is to consider the small- $s$  behavior of the factors  $(e^{s\beta A})_{x_l y_l}$  and  $(Ae^{s\beta A})_{x_l y_l}$  which appear in it. In particular, depending



on the distance we have

$$(e^{s\beta A})_{x_l y_l} = \begin{cases} 1 + \mathcal{O}(s^2) & x_l = y_l \\ \mathcal{O}(s^{d_{x_l y_l}}) & x_l \neq y_l \end{cases} \quad (104)$$

$$(Ae^{s\beta A})_{x_l y_l} = \begin{cases} \mathcal{O}(s) & x_l = y_l \\ \mathcal{O}(s^{d_{x_l y_l} - 1}) & x_l \neq y_l \end{cases} \quad (105)$$

and due to the bounded degree of the graph, all of these bounds are uniform.

Using the bounds above, we can obtain the necessary factors of  $s$ . First consider the case of all four special loci distinct. We then have for the two loci  $l_{21}$  and  $l_{22}$ :

$$\mathfrak{H}_{l_{2i}} = \frac{\sum_{x_{l_{2i}}, y_{l_{2i}} \in \mathbb{A}} (e^{\beta \bar{s} r A})_{a_{l_{2i}} x_{l_{2i}}} (e^{\beta s A})_{x_{l_{2i}} y_{l_{2i}}} (Ae^{\beta s A})_{x_{l_{2i}} y_{l_{2i}}} (e^{\beta \bar{s} r A})_{y_{l_{2i}} b_{l_{2i}}}}{\sum_{x_{l_{2i}}, y_{l_{2i}} \in \mathbb{A}} (e^{\beta \bar{s} r A})_{a_{l_{2i}} x_{l_{2i}}} [(e^{\beta s A})_{x_{l_{2i}} y_{l_{2i}}}]^2 (e^{\beta \bar{s} r A})_{y_{l_{2i}} b_{l_{2i}}}} \quad (106)$$

From eq. (104) we can see that for all distances

$$(e^{\beta s A})_{x_l y_l} (Ae^{\beta s A})_{x_l y_l} = \mathcal{O}(s) \quad (107)$$

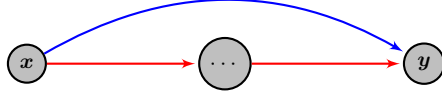
and therefore each of  $\mathfrak{H}_{l_{21}}$  and  $\mathfrak{H}_{l_{22}}$  contribute at least one factor  $s$ , resulting in a sufficient contribution of  $s^2$  as explained above. If not all of the four loci are distinct the form of  $\mathfrak{H}_{2i}$  will be different. However, the only modifications are in the placement of derivatives of matrix exponentials. As long as still  $l_{21} \neq l_{22}$ , the relevant terms which are small around  $s = 0$ , namely the exponentials for the second walk segment, remain unchanged.

Therefore the remaining cases are for  $l_{21} = l_{22}$ , for which we will write  $l_2$ . This equality reduces the number of summands to consider by a factor  $L^{-1}$  as discussed before and consequently we need to find only one factor  $s$ . In particular if either  $l_1$  or  $l_3$  are equal to  $l_2$  as well, then the weight of these cases is reduced by another factor  $L^{-1}$ , so that no  $s$  is required anymore. Therefore, we can focus only on the case where  $l_1, l_2$  and  $l_3$  are all distinct. For this case the contribution of locus  $l_2$  is

$$\mathfrak{H}_{l_2} = \frac{\sum_{x_{l_2}, y_{l_2} \in \mathbb{A}} (e^{\beta \bar{s} r A})_{a_{l_2} x_{l_2}} [(Ae^{\beta s A})_{x_{l_2} y_{l_2}}]^2 (e^{\beta \bar{s} r A})_{y_{l_2} b_{l_2}}}{\sum_{x_{l_2}, y_{l_2} \in \mathbb{A}} (e^{\beta \bar{s} r A})_{a_{l_2} x_{l_2}} [(e^{\beta s A})_{x_{l_2} y_{l_2}}]^2 (e^{\beta \bar{s} r A})_{y_{l_2} b_{l_2}}} \quad (108)$$

Following again eq. (104), the numerator is of order  $\mathcal{O}(s^2)$  except if  $d_{x_{l_2} y_{l_2}} = 1$ , in which case there is a zeroth order contribution. The latter case requires additional considerations to resolve.

First, we consider the subcase with  $\mathbf{d}_{\mathbf{x}\mathbf{y}} \geq 2$ . In this case it is possible that  $d_{x_{l_2} y_{l_2}} = 1$ , but if this is the case we always have another locus  $l'$  with  $d_{x_{l'} y_{l'}} \geq 1$ . Following the separation of edges in the previous section, we can handle one such locus as a special locus in exchange for another sum over of order  $L$ . However, the  $x_{l'} \rightarrow y_{l'}$  factor contributions in  $\mathfrak{H}_{l'}$ 's numerator will then always be  $[(e^{\beta s A})_{x_{l'} y_{l'}}]^2$  without any derivatives since  $l' \neq l_2$ . From eq.



**Fig. 9** Distance-1 case for  $\tilde{Z}'_{xy\pi}$ . The dots represent an arbitrary acyclic subgraph. The blue path is always accessible, assuming that the initial and final fitness values for  $x$  and  $y$  are correctly ordered, which we enforce through integral bounds. The focal path is also conditioned on being accessible. Assuming that  $\pi$  is the focal red path and  $\pi'$  the blue path, then in  $\tilde{Z}'_{ab\pi'}$  all paths except  $\pi'$  are counted, while in  $\tilde{Z}'_{ab\pi}$  at least one accessible path ( $\pi$ ) is excluded, but more paths that are not arcs may also be excluded. Therefore  $\tilde{Z}'_{ab\pi} \leq \tilde{Z}'_{ab\pi'}$  under the stated conditioning.

(104), such a factor results in a factor  $s^2$  compensating the additional  $L$  sum as well as the required  $s$  factor to the integrand.

The only remaining case is then  $d_{xy} = 1$ . For this case the contribution to  $\mathfrak{K}$  is indeed not bounded as we require. However, this contribution turns out to be an overcounting issue introduced by our loosening of the arc restrictions on  $\tilde{Z}'_{xy\pi}$ . Specifically, if  $d_{xy} = 1$ , we will enforce the restriction that  $\tilde{Z}'_{xy\pi}$  should not count the direct walk segment  $x \rightarrow y$  if  $\pi$  is taking this direct step. Since the direct step is always accessible given that  $F_x$  and  $F_y$  are ordered correctly, this segment contributes exactly 1 to the expectation value  $\mathbb{E}[\tilde{Z}_{xy}|\beta s]$ , which we can therefore subtract from it. This is possible even if  $\pi$  does not use this direct step since  $\tilde{Z}'_{xy\pi} \leq \tilde{Z}'_{xy\pi'}$  if  $\pi$  does not use the trivial arc, but  $\pi'$  does (Figure 9). With this modification the value of  $\mathfrak{H}_{l_2}$  becomes

$$\mathfrak{H}_{l_2} = \frac{\sum_{x_{l_2}, y_{l_2} \in \mathbb{A}} (e^{\beta \bar{s} r A})_{a_{l_2} x_{l_2}} (A e^{\beta s A})_{x_{l_2} y_{l_2}} \left( (A e^{\beta s A})_{x_{l_2} y_{l_2}} - 1 \right) (e^{\beta \bar{s} r A})_{y_{l_2} b_{l_2}}}{\sum_{x_{l_2}, y_{l_2} \in \mathbb{A}} (e^{\beta \bar{s} r A})_{a_{l_2} x_{l_2}} [(e^{\beta s A})_{x_{l_2} y_{l_2}}]^2 (e^{\beta \bar{s} r A})_{y_{l_2} b_{l_2}}} \quad (109)$$

Since  $(A)_{x_{l_2} y_{l_2}} = 1$ , the leading order in the numerator is now  $\mathcal{O}(s)$ , which is sufficient to obtain a bounded contribution to  $\mathfrak{K}$ .

All in all, the total contributions to  $\mathfrak{K}$  are bounded in  $L$  at the candidate threshold function for the regular type, implying that there is a constant  $C > 0$ , such that

$$\liminf \mathbb{P}[\tilde{Z}_{ab} \geq 1] \geq C \quad (110)$$

implying the (weak) critical point given in our main statement. It remains to improve this bound from non-zero  $C$  to 1, which we expect can be done as mentioned in the Introduction.

## Acknowledgements

This work was supported by DFG within SPP 1590 *Probabilistic structures in evolution*. We thank David Augustin for his contributions to the early stages of this project, and Alexander Drewitz for discussions.

## References

1. Alon, N., Spencer, J.: *The Probabilistic Method*. 2nd ed., Wiley, New York (2000).
2. Altenberg, L.: Fundamental properties of the evolution of mutational robustness. Preprint arXiv:1508.07866 (2015)
3. Berestycki, J., Brunet, É., Shi, Z.: The number of accessible paths in the hypercube. *Bernoulli* **22**, 653–680 (2016)
4. Berestycki, J., Brunet, É., Shi, Z.: Accessibility percolation with backsteps. *ALEA, Lat. Am. J. Probab. Math. Stat.* **14**, 45–62 (2017)
5. Carneiro, M., Hartl, D.L.: Adaptive landscapes and protein evolution. *Proc. Nat. Acad. Sci. USA* **107**, 1747–1751 (2010)
6. Crona, K., Greene, D., Barlow, M.: The peaks and geometry of fitness landscapes. *J. Theor. Biol.* **318**, 1–10 (2013)
7. Franke, J., Klözer, A., de Visser, J.A.G.M., Krug, J.: Evolutionary accessibility of mutational pathways. *PLoS Comp. Biol.* **7**(8), e1002134 (2011)
8. Gillespie, J.H.: Molecular evolution over the mutational landscape. *Evolution* **38**, 1116–1129 (1984)
9. Hegarty, P., Martinsson, A.: On the existence of accessible paths in various models of fitness landscapes. *Ann. Appl. Probab.* **24**, 1375–1395 (2014)
10. Kauffman, S., Levin, S.: Towards a general theory of adaptive walks on rugged landscapes. *Journal of Theoretical Biology* **128**(1), 11–45 (1987)
11. Kingman, J.F.C.: A simple model for the balance between selection and mutation. *Journal of Applied Probability* **15**(1), 1–12 (1978)
12. Kistler, N., Schertzer, A.: Undirected polymers in random environment: Path properties in the mean field limit. Preprint arXiv:2012.04076 (2020)
13. Krug, J.: Accessibility percolation in random fitness landscapes. In: *Probabilistic Structures in Evolution*, ed. by E. Baake and A. Wakolbinger (EMS Press, 2021)
14. Li, L.: Phase transition for accessibility percolation on hypercubes. *J. Theor. Prob.* **31**, 2072–2111 (2018)
15. Martinsson, A.: Accessibility percolation and first-passage site percolation on the un-oriented binary hypercube. Preprint arXiv:1501.02206 (2015)
16. Martinsson, A.: Unoriented first-passage percolation on the  $n$ -cube. *Ann. Prob.* **26**, 2597–2625 (2016)
17. Martinsson, A.: First-passage percolation on Cartesian power graphs. *Ann. Prob.* **46**, 1004–1041 (2018)
18. Nowak, S., Krug, J.: Accessibility percolation on  $n$ -trees. *Europhys. Lett.* **101**, 66,004 (2013)
19. Orr, H.A.: The population genetics of adaptation: the adaptation of DNA sequences. *Evolution* **56**, 1317–1330 (2002)
20. de Visser, J.A.G.M., Krug, J.: Empirical fitness landscapes and the predictability of evolution. *Nature Reviews Genetics* **15**, 480–490 (2014)
21. Weinreich, D.M., Watson, R.A., Chao, L.: Sign epistasis and genetic constraint on evolutionary trajectories. *Evolution* **59**, 1165–1174 (2005)
22. Wu, N.C., Dai, L., Olson, C.A., Lloyd-Smith, J.O., Sun, R.: Adaptation in protein fitness landscapes is facilitated by indirect paths. *eLife* **5**, 16,965 (2016)
23. Zagorski, M., Burda, Z., Waclaw, B.: Beyond the hypercube: evolutionary accessibility of fitness landscapes with realistic mutational networks. *PLoS Comp. Biol.* **12**(12), e1005218 (2016)