

Privacy-preserving data sharing via probabilistic modelling

Joonas Jälkö¹, Eemil Lagerspetz², Jari Haukka³,

Sasu Tarkoma², Samuel Kaski^{*1}, and Antti Honkela^{*2}

¹ Helsinki Institute for Information Technology HIIT,
Department of Computer Science, Aalto University, Finland

² Helsinki Institute for Information Technology HIIT,
Department of Mathematics and Statistics, University of Helsinki, Finland

³ Department of Public Health, University of Helsinki, Finland

* These authors contributed equally to this work as senior authors.

Abstract

Differential privacy allows quantifying privacy loss from computations on sensitive personal data. This loss grows with the number of accesses to the data, making it hard to open the use of such data while respecting privacy. To avoid this limitation, we propose privacy-preserving release of a synthetic version of a data set, which can be used for an unlimited number of analyses with any methods, without affecting the privacy guarantees. The synthetic data generation is based on differentially private learning of a generative probabilistic model which can capture the probability distribution of the original data. We demonstrate empirically that we can reliably reproduce statistical discoveries from the synthetic data. We expect the method to have broad use in sharing anonymized versions of key data sets for research.

1 Introduction

Open release of data would be beneficial for research but is not feasible for sensitive data, for instance clinical and genomic data. Since reliably anonymizing individual data entries is hard, releasing synthetic microdata [25] has been proposed as an alternative. To maximize the utility of the data, the distribution of the released synthetic data should be as close as possible to that of the original data set, but synthetic examples that are too close to real individuals could compromise their privacy. Traditional methods of statistical disclosure limitation cannot provide rigorous guarantees on the risk [3]. However, differential privacy (DP) provides a natural means of obtaining such guarantees.

DP [12, 11] provides a statistical definition of privacy and anonymity. It gives strict controls on the risk that an individual can be identified from the result of an algorithm operating on personal data. Formally, a randomized algorithm \mathcal{M} is (ϵ, δ) -DP, if for all data sets X, X' , where X and X' agree in all but one entry, and for all possible outputs S of \mathcal{M} , it satisfies

$$\Pr(\mathcal{M}(X) \in S) \leq e^\epsilon \Pr(\mathcal{M}(X') \in S) + \delta, \quad (1)$$

where $0 \leq \delta < 1$. The non-negative parameters ϵ, δ define the strength of the guarantee, with smaller values indicating stronger guarantees. The privacy is usually achieved by introducing noise into the algorithms. DP has many desirable properties such as composability: combining results of several DP algorithms is still DP, with privacy guarantees depending on how they are applied [12, 15]. Another important property of DP is invariance

to post-processing [14], which assures that the privacy guarantees of a DP result remain valid after any post-processing. Thus we can use the results of a DP algorithm to answer future queries under the same privacy guarantees.

Using DP for releasing synthetic microdata was first suggested by Blum et. al [7] for binary data sets. Since then, multiple privacy-preserving data release techniques have been proposed [13, 26, 6, 9, 16]. However, the methods have so far been limited to special cases such as discrete data [13, 26, 6, 9, 16], or by other limitations such as having to draw a synthetic data set from noisy histograms [26]. More recent work has employed more powerful models [4, 2], but these methods are limited in another way, namely in not being able to use prior knowledge about the structure of the data set. Using prior knowledge can enable learning for small or medium-sized data sets, which are an important but difficult case.

Dwork et al. [13] showed theoretically that there is no computationally efficient DP method for data sharing that would preserve all properties of the data. They consider the problem from the learning theory perspective, where the aim is to accurately answer a set of queries. Accurate answers become infeasible as the size of this query set grows. However, if we only need to preserve the most important properties of the data, the set of queries we want to accurately answer stays bounded in size, giving a way out. We argue that it would already be highly useful to be able to answer questions of the important properties; and moreover, the bigger picture may be more relevant than all the unique characteristics in the data.

A successful method for DP data sharing in a continuous or high-dimensional space, where finite data sets are sparse, requires a means of smoothing the data that preserves the important properties of the data. We propose to solve this by using probabilistic models that provide a natural language for describing how the data have been generated. When the generative model learned under DP is used to sample a new synthetic data set, the data can be released with no further privacy issues. Furthermore, the synthetic data will lie in the same domain as the original data which allows any processing to be applied on the synthetic data in the same way as on the original data.

There has been some recent work on using specific generative machine learning models for DP data sharing. Mixtures of neural networks (NN) were proposed by Acs et al. [4] and Abay et al. [2]. Both of these solutions are based on splitting the training data into subsets of similar entries, and learning a NN for each of these subsets. Several attempts for DP data sharing using

Generative Adversarial Network (GAN) [5, 27] have also been proposed. Although GANs are known for generating highly photorealistic natural images, they are poor in matching the entire data distribution [24] and their performance under DP is limited.

The aforementioned techniques are based on deep learning, which allows approximation of the generative process using black box function estimators. Probabilistic modelling, where the data is given a hierarchical model, gives another approach for synthetic data release. The previous attempts for data sharing via probabilistic modelling have focused on generating data from graphical models [28, 20]. While these solutions allow incorporating prior knowledge into the modelling, they suffer from the computational cost that comes from learning graphical models.

In this paper we formulate the principle of *Bayesian DP data release*, which employs a generative probabilistic model and hence turns synthetic data release into a modeling problem. We demonstrate how to successfully apply it with a general purpose model family. We show empirically that the synthetic data set is similar to the original one both in terms of statistical similarity metrics and, even more importantly, statistical discoveries can be reproduced from the synthetic data. Code for applying the principle across model families and data sets is available at <https://github.com/DPBayes/data-sharing-examples>.

2 Results

2.1 Overview of methods used in experiments

Our aim is to release a new synthetic data set that preserves the statistical properties of the original data set while satisfying DP guarantees. Consider a data set \mathbf{X} and a probabilistic model $p(\mathbf{X} | \theta)$ with parameters θ . Our aim is to release a new synthetic data set $\tilde{\mathbf{X}}$ by learning a data-generating model based on the original data. We use the posterior predictive distribution $p(\tilde{\mathbf{X}} | \mathbf{X})$ (PPD) to generate the synthetic data

$$p(\tilde{\mathbf{X}} | \mathbf{X}) = \int_{\text{Supp}(\theta)} p(\tilde{\mathbf{X}} | \theta) p(\theta | \mathbf{X}) d\theta. \quad (2)$$

PPD tells us the probability of observing a new sample conditioned on the data we have obtained thus far. Therefore, if our hierarchical model sufficiently captures the generative process, the PPD is the natural choice for generating the synthetic data.

We sample the synthetic data from the posterior predictive distribution, by first drawing θ from the posterior distribution $p(\theta | \mathbf{X})$ and then drawing new data sample $\tilde{\mathbf{x}}$ from the probabilistic model conditioned on θ .

2.2 Reproducing statistical discoveries from the synthetic data

To test whether the same discoveries can be made from the synthetic as from the original data set, we generated a synthetic data set based on an epidemiological set [8], using a general-purpose generative model family (mixture model).

The data have previously been used to study the association between diabetes and alcohol related deaths (ARD) using a Poisson regression model [22]. We fit a similar Poisson regression model to the synthetic data and compared the regression coefficients against coefficients from the original data.

From the synthetic data, we discover that the diabetics have a higher risk for ARD than the non-diabetics, which agrees with previous results on the original data [22]. Figure 1 shows that

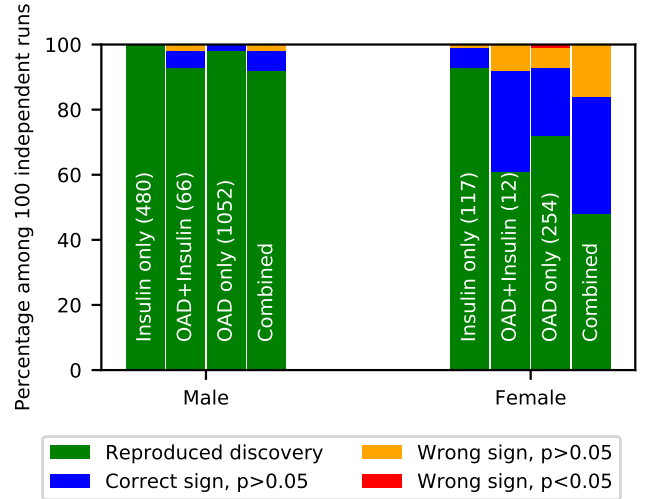


Figure 1: **Likelihood of reproducing findings from synthetic data, ARD study.** For males (226 372 samples), the previous discoveries can be reproduced with high probability from the synthetic data. For females (208 148 samples), the probability of reproducing discoveries is lower. Bars show discoveries for each type of diabetes medication separately, and for all combined. In the combined case, for a reproduced discovery, we required the association between ARD and medication type to be found for all medication types with significance ($p < 0.05$). Results of 100 independent repeats of the method with privacy level ($\epsilon = 1.0, \delta = 10^{-6}$).

under a reasonable level of privacy ($\epsilon = 1$), we can reproduce the discoveries with high probability for males. For the female case the rate of reproduction is lower because the signal in the data is weaker and rate of reproduction is less than 70% even when just bootstrapping the data.

To understand the difference between the two cases (males, females), we note the much smaller sample size for ARD incidences among females (520 vs 2 312). Since DP guarantees indistinguishability among individuals in the data set, it is plausible that the rarer a characteristic, the less well it can be preserved in DP-protected data. To assess whether this holds for the regression coefficients in the ARD study, we divided the regression coefficients, both male and female, into four equal-sized bins of corresponding number of cases and computed the mean absolute error between the original and synthetic coefficients within these bins. Figure 2 shows that the regression coefficients with higher number of cases are more accurately discovered from the synthetic data.

To further illustrate the results, Figure 3 shows the actual regression coefficients. Most of the coefficients for males are almost indistinguishable from the true regression coefficients. The fit for females is not quite as good, but still most of the regression coefficients were recovered with high accuracy.

2.3 Scalability and choice of probabilistic model

Sharing data via probabilistic modelling allows us to incorporate prior beliefs of the data generating mechanism into the learning process. We next demonstrate that the choice of probabilistic model has a large impact on how the synthetic data preserves properties of the original.

We test the effect of the probabilistic model by comparing results obtained from synthetic data of two different probabilistic

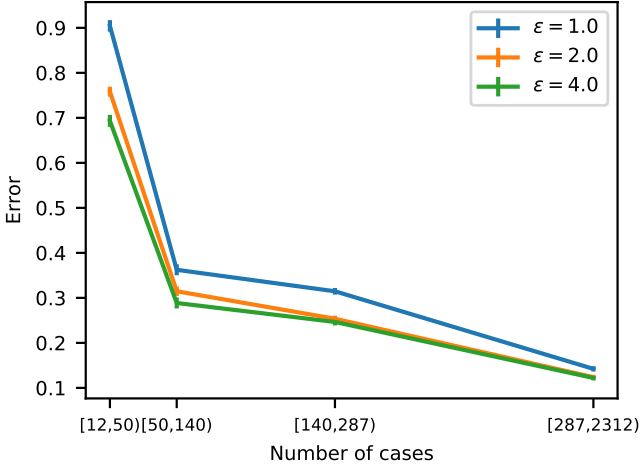


Figure 2: **Accuracy of findings from synthetic data as a function of their rarity, ARD study.** Accuracy of regression coefficients learned from synthetic data rapidly improves as the number of relevant examples grows. The curves show mean absolute error between the original the learned coefficients within a number of cases bin. Average result over 100 independent runs of the algorithm. Tickmarks on the x-axis are (min, max) of relevant examples within the respective bin. Error bars denote the standard error of mean. Results shown for three values of the privacy parameter ϵ .

models, mixture model and private Bayes networks [28]. We evaluate the performance of both models on three data sets, the ARD (epidemiological) data, a mobile phone app data set [23] referred to as Carat, and the publicly available UCI Adult data set [10].

With Carat data set, we measured the similarity of original and synthetic data sets in terms of Frobenius norm (see Equation 4) between their covariance matrices. Figure 4 shows that the Bayes network is really accurate when the dimensionality of low, but as the dimensionality of the data grows, synthetic data generated from the mixture model achieves higher accuracy than data from Bayes networks, which also becomes computationally exhausting as the dimension increases. From Figure 4, we can see that learning the mixture model takes only a fraction of the Bayes networks computational time.

Similarly, in the ARD study, the mixture models perform better than the Bayes networks approach (Figure 5).

Finally, we compared the two probabilistic models in a classification task using the Adult data set. After learning the generative model, we used the synthetic data obtained from the generative model to train a logistic regression classifier and demonstrated the performance by predicting income classes. Figure 6b illustrates that in this example, the Bayes networks outperforms the mixture model in terms of classification accuracy.

2.4 Performance against tailored mechanism

As discussed, one of the greatest advantages of releasing a synthetic data set is that it can be used in arbitrary tasks without further privacy concerns. With earlier techniques, if a data holder wants to allow queries to be performed on a sensitive data set, while assuring DP, they need to set a privacy budget based on the desired level of privacy, and to split the budget for each query that the data is subjected to.

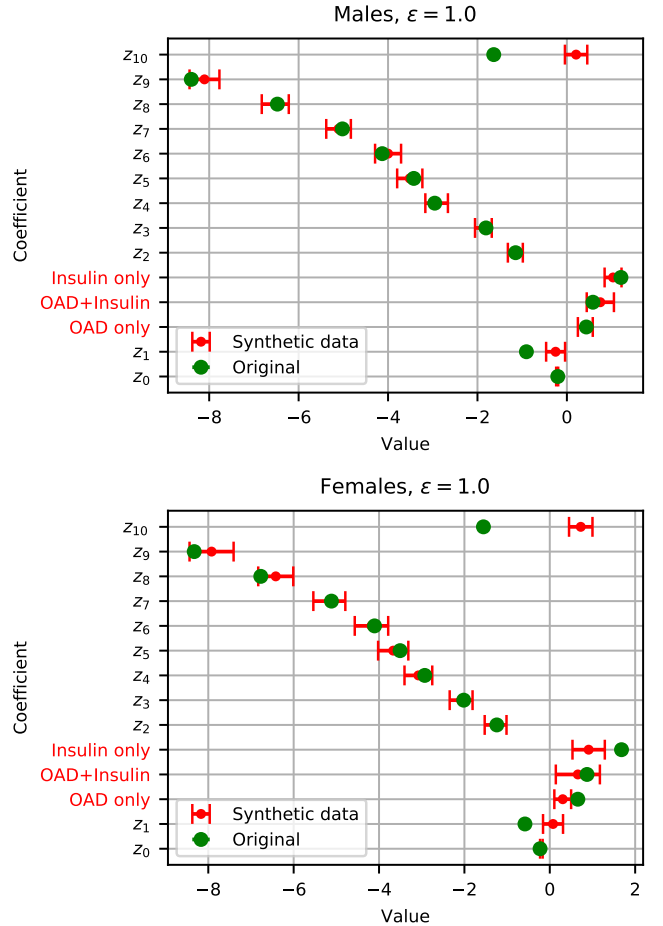


Figure 3: **ARD study: actual quantitative findings from synthetic data.** Estimates of the most important regression coefficients for males (**above**) and females (**below**). The most relevant coefficients highlighted with red in text. The $\{z_i\}_{i=1}^{10}$ denote the confounders of the regression model. Synthetic data results are the means of the regression coefficients from 100 independent synthetic data sets. Error bars: standard deviation among the 100 sets.

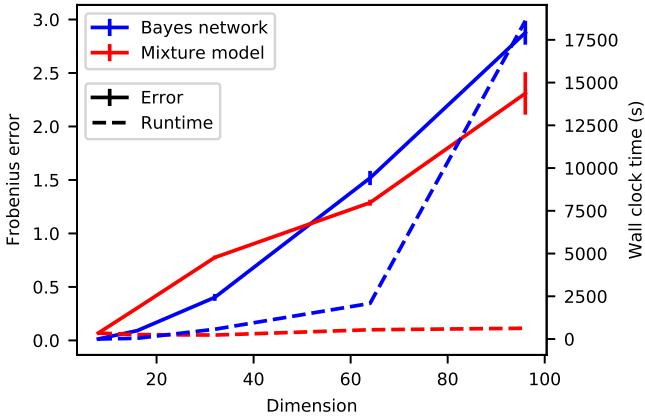


Figure 4: **Accuracy and computation speed of two models in generating synthetic data (Carat study).** For low-dimensional discrete data Bayes networks are good, but as dimensionality grows their computation time becomes intolerable and mixture models more accurate. The solid lines denote the mean Frobenius norm ((4)) between original and synthetic covariance matrices, with error bars denoting the standard error of mean from 10 independent runs of the algorithm. The dashed lines show the runtimes. Privacy budget was fixed to $(\epsilon = 1.0, \delta = 10^{-5})$.

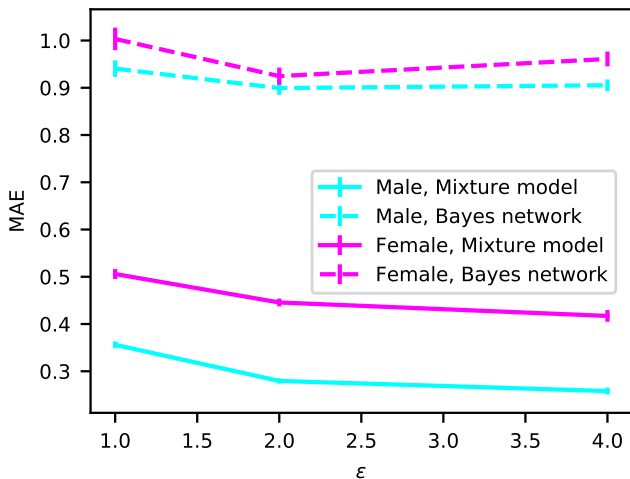


Figure 5: **Accuracy of data synthesized with two models (ARD study).** Mixture models preserve regression coefficients better than the Bayes network. The curves show mean absolute error between original and the learned coefficients. Average over 100 runs. Error bars: standard error of mean.

Consider that the data holder splits the budget uniformly among T anticipated queries. Figure 6a illustrates how the number of anticipated queries will affect the accuracy. We compared the data sharing method against perturbing covariance matrix with Gaussian noise, according to the Gaussian mechanism [11], called “tailored mechanism” here. Already with $T = 10$ queries, releasing a synthetic data set outperforms the tailored mechanism in high dimensional examples.

As another example, we compared the synthetic data release on the Adult data against a private logistic regression classifier [17]. Figure 6b shows that the Bayes network consistently outperforms the tailored mechanism, and in the high privacy region also the mixture model performs better than the tailored mechanism if data holder would prepare for 20 or more queries.

2.5 Breaking points

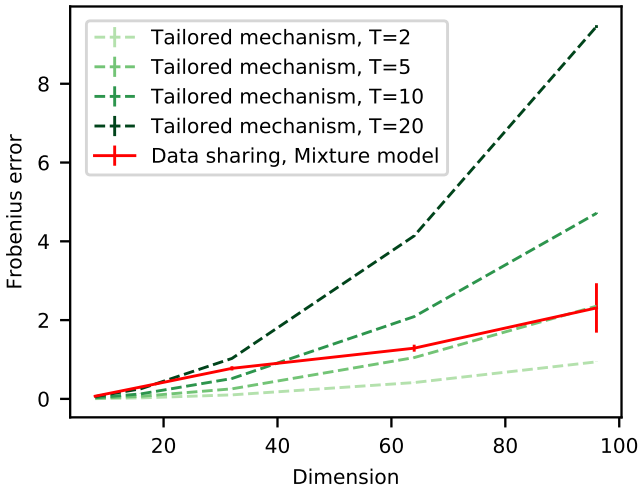
As discussed, the data release method benefits if a large number of samples is available to accurately learn the underlying structure of the data. We can see this with the female case of the ARD study. Figure 7 shows the rate of reproduced discoveries within each medication type subgroup and for the combined female case. It turned out to be more difficult to reproduce the discoveries for female samples as opposed to males (see Figure 1). It seems that the data sharing mechanism is able to preserve the correlation structure in a way that the effect of diabetes to ARD is visible in the synthetic data, but the variance of the coefficient estimates is larger.

In the ARD study, each type of diabetes medication is treated as an independent regressor. For a reproduced discovery, we require that all of the regressors are positive and have sufficient statistical significance ($p < 0.05$). From Figure 7 we see that the probability of reproducing the discoveries for each subgroup increases as the ϵ grows. The reason why the smaller subgroup “*Insulin only*” is more often captured with sufficient significance than the largest subgroup “*OAD only*” can be explained by the original regression coefficients shown in Table 1. The OAD only subgroup has a significantly smaller effect on the ARD than the Insulin only, thus making it more difficult for the mixture model to capture it. However as we increase ϵ , the correlation between OAD only and ARD is more often captured. Both of these effects are also visible in the male case, as we see from Figure 1, however in smaller scale.

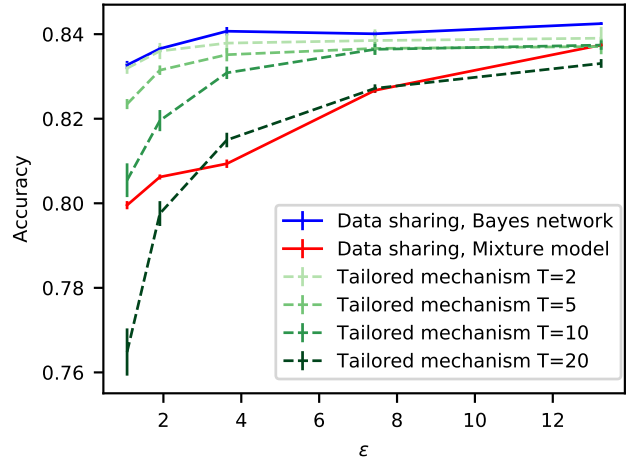
3 Discussion

As we saw in the Adult example, the DP data release can perform as well as the tailored mechanism even when answering just one query, and progressively better for multiple queries. However, as our experiments exemplify, the choice of the probabilistic model has a clear impact on the results. In fact, what we are proposing is essentially to transform the DP data release problem into a modelling problem, which includes as an essential part the selection of the model according to the data and task.

In the past, there has been discussion on whether the standard random number generators (RNG) can be used to assure DP due to limited accuracy of floating point arithmetic [21]. Also, in the actual data release setting we would need to consider using cryptographically secure RNGs to properly provide individuals in the data set the DP guarantees. However, these problems are by no means specific to the DP data release but apply to all DP methods.



(a) **Performance of DP data release against tailored DP mechanism. Carat study.** The data sharing method outperforms the tailored mechanism as the number of anticipated future queries grows in terms of classification accuracy. Curves show the Frobenius between original and synthetic covariance matrices. Privacy budget was fixed to $(1.0, 10^{-5})$. Average of 10 runs. Errorbars denote the standard error of mean.



(b) **Performance as a function of required privacy guarantees (Adult data).** The Bayes network based data outperforms the tailored mechanism. While a tailored mechanism is more accurate for loose privacy guarantees (large ϵ) and few queries (small T), also the mixture model based data release is more accurate for multiple queries and tighter privacy guarantees. Average classification accuracy over 10 independent runs. Error bars denote standard error of mean.

Figure 6: Performance against tailored mechanisms

Coefficient	Number of cases	Original coef. \pm Std. Error	$(\epsilon = 1.0)$ coef. mean \pm SD	$(\epsilon = 2.0)$ coef. mean \pm SD	$(\epsilon = 4.0)$ coef. mean \pm SD
OAD only	254	0.657 ± 0.108	0.303 ± 0.197	0.474 ± 0.209	0.591 ± 0.189
OAD+Insulin	12	0.873 ± 0.304	0.658 ± 0.516	0.846 ± 0.44	1.074 ± 0.427
Insulin only	117	1.68 ± 0.135	0.91 ± 0.379	1.085 ± 0.312	1.313 ± 0.293

Coefficient	Number of cases	Original coef. \pm Std. Error	$(\epsilon = 1.0)$ coef. mean \pm SD	$(\epsilon = 2.0)$ coef. mean \pm SD	$(\epsilon = 4.0)$ coef. mean \pm SD
OAD only	1052	0.435 ± 0.049	0.412 ± 0.166	0.502 ± 0.152	0.538 ± 0.12
OAD+Insulin	66	0.582 ± 0.129	0.748 ± 0.304	0.816 ± 0.282	0.858 ± 0.234
Insulin only	480	1.209 ± 0.063	1.033 ± 0.189	1.188 ± 0.205	1.257 ± 0.138

Table 1: **ARD study, ABOVE** : Females, **BELOW** : Males. The magnitude of the statistical effect in the male case is well preserved in synthetic data. DP results are average over 100 runs, error denoting the standard deviation. The error in original coefficients shows the standard error for the regression model.

We illustrated in Figure 2 how increasing the number of relevant samples improves the results. As is common with all differentially private methods, the data release works better when the original data set has a large number of samples. This is because of the nature of DP; it is easier to mask the contribution of one element of the data set when the number of samples is large.

Recently, Karwa et al. [18] showed that DP has a broadening effect on the confidence intervals of statistical quantities learned under DP. Their proof was for Gaussian mean estimation, however intuitively this property should translate to other differentially private tasks as well. The width of the confidence intervals depends on both the required level of privacy and the number of samples. This suggests that we should not expect to necessarily reproduce all the same discoveries under DP.

4 Conclusions

We have presented a privacy-preserving data sharing mechanism that is applicable for arbitrary tabular data. Our data sharing method allows an unlimited number of arbitrary tasks to be performed on the synthetic data with no further privacy consider-

ations. This is especially beneficial for tasks for which there is no existing privacy-preserving counterpart. Our results demonstrate that the synthetic data maintains the usability of the original data in non-trivial tasks.

5 Materials and methods

5.1 Materials

For the ARD study, the data came from 208 148 females and 226 372 males and comprised of three continuous, five binary and two categorical features. Throughout the experiments the privacy parameter δ was set to 10^{-6} .

Carat data set: Carat [23] is a research project that maintains a mobile phone app that helps users understand their battery usage. We obtained a subset of Carat data from the research project. Our aim was to privately release a data set that consists of installed apps of 66 754 Carat users. The apps chosen to our experiment were among the 10 000 most popular apps among Carat users. In order to have some variance in the data, we dropped out the 100 most popular apps that were installed on almost every device and used the 96 next most popular apps to

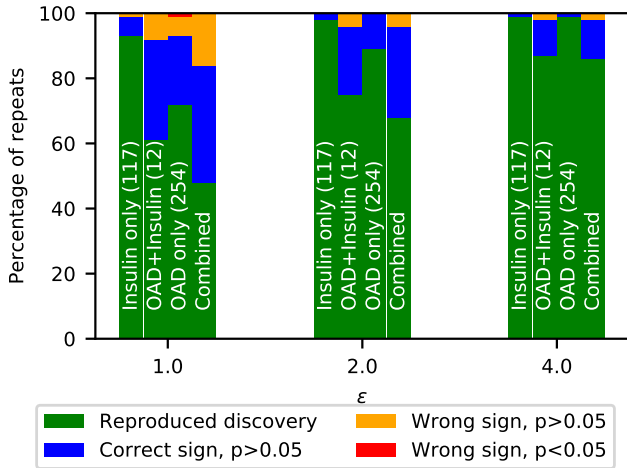


Figure 7: **Likelihood of correct findings as a function of privacy requirement. ARD study, female case.** The statistical discoveries are reliably reproduced from the synthetic data for the strictest privacy requirements. Results for combined case and for each subgroup separately. Combined results: all subgroups are required to have the correct sign and $p < 0.05$ to call the discovery reproduced. The size of each subgroup is shown in parenthesis.

subsample in the experiments.

In the Adult study of the UCI machine learning repository [10], we trained the generative model with 30 162 samples with 13 features of both continuous and discrete types. Separate test set consisted of 15 060 instances, out of which 75.4% were labelled <50k\$.

5.2 Probabilistic models

As we access the data only through the posterior distributions of the model parameters, it suffices to learn these distributions under DP. In our experiments we used two probabilistic models. The mixture model,

$$p(\mathbf{X} \mid \boldsymbol{\theta}, \boldsymbol{\pi}) = \sum_{k=1}^K \pi_k p(\mathbf{X} \mid \boldsymbol{\theta}^{(k)}), \quad (3)$$

is a universal approximator for densities. We learned the posteriors for $\boldsymbol{\theta}$ and $\boldsymbol{\pi}$ using the DPVI method [17]. DPVI learns a mean field approximation for the posterior distributions of model parameters using DP-SGD [1]. The number of mixture components K was set to 10 for data with fewer dimensions (< 20) and 20 for data with more dimensions (≥ 20). This number, along with hyperparameters of DPVI, could be optimized under DP [19] with at potentially significant extra computational cost.

The second model we used was Bayes networks learned using the PrivBayes method [28].

5.3 Model details

For the mixture model, we need to choose how to model each feature in the data sets. In all our experiments we used the following distributions: Continuous features were scaled to the unit interval and modelled as Beta distributed. The parameters for Beta-distributed variables were given a Gamma(1, 1) prior. Discrete features were modelled as either Bernoulli or Categorical random variables based on the domain. Both in Bernoulli and Categorical cases, the parameters were given a uniform prior.

The following Table gives the details of mixture models used in the experiments:

Dataset	K	Variable types	Details
ARD	10	Binary, Categorical, Beta	Separate mixture models for males and females and also separation based on outcome of the follow-up.
Carat	20	Binary	All features were treated as independent.
Adult	10	Binary, Categorical, Beta	Separate mixture models for high/low income.

5.4 Similarity measures

In the Carat experiments, we measured the performance in terms of the similarity between the covariance matrices of the original and synthetic data. Frobenius norm between two matrices A and B is given as:

$$\|A - B\|_F = \left(\sum_{i=1}^n \sum_{j=1}^d (a_{ij} - b_{ij})^2 \right)^{1/2}. \quad (4)$$

Acknowledgements

This work was supported by the Academy of Finland; Grants 325572, 319264, 292334 and Flagship programme: Finnish Center for Artificial Intelligence, FCAI. We thank the Carat group for access to the Carat data (<http://carat.cs.helsinki.fi/>) and the CARING study group (<https://www.caring-diabetes.eu/>) for access to the ARD data.

References

- [1] Martin Abadi, Andy Chu, Ian Goodfellow, H. Brendan McMahan, Ilya Mironov, Kunal Talwar, and Li Zhang. Deep learning with differential privacy. In *Proceedings of the 2016 ACM SIGSAC Conference on Computer and Communications Security, CCS '16*, pages 308–318, New York, NY, USA, 2016. ACM.
- [2] Nazmiye Ceren Abay, Yan Zhou, Murat Kantarcioglu, Bhavani Thuraisingham, and Latanya Sweeney. Privacy preserving synthetic data release using deep learning. In *Joint European Conference on Machine Learning and Knowledge Discovery in Databases*, pages 510–526. Springer, 2018.
- [3] John M. Abowd and Lars Vilhuber. How protective are synthetic data? In *Privacy in Statistical Databases*, pages 239–246, Berlin, Heidelberg, 2008. Springer Berlin Heidelberg.
- [4] G. Acs, L. Melis, C. Castelluccia, and E. De Cristofaro. Differentially private mixture of generative neural networks. In *2017 IEEE International Conference on Data Mining (ICDM)*, pages 715–720, Nov 2017.
- [5] Brett K Beaulieu-Jones, Zhiwei Steven Wu, Chris Williams, Ran Lee, Sanjeev P Bhavnani, James Brian Byrd, and Casey S Greene. Privacy-preserving generative deep neural networks support clinical data sharing. *Circulation: Cardiovascular Quality and Outcomes*, 12(7):e005122, 2019.

- [6] Amos Beimel, Shiva Prasad Kasiviswanathan, and Kobbi Nissim. Bounds on the sample complexity for private learning and private data release. In *Theory of Cryptography Conference*, pages 437–454. Springer, 2010.
- [7] Avrim Blum, Katrina Ligett, and Aaron Roth. A learning theory approach to non-interactive database privacy. In *Proceedings of the Fortieth Annual ACM Symposium on Theory of Computing*, STOC '08, pages 609–618, New York, NY, USA, 2008. ACM.
- [8] Anna But, Marie L De Bruin, Marloes T Bazelier, Vidar Hjellvik, Morten Andersen, Anssi Auvinen, Jakob Starup-Linde, Marjanka K Schmidt, Kari Furu, Frank de Vries, et al. Cancer risk among insulin users: comparing analogues with human insulin in the CARING five-country cohort study. *Diabetologia*, 60(9):1691–1703, 2017.
- [9] Rui Chen, Gergely Acs, and Claude Castelluccia. Differentially private sequential data publication via variable-length n-grams. In *Proceedings of the 2012 ACM conference on Computer and communications security*, pages 638–649. ACM, 2012.
- [10] Dheeru Dua and Casey Graff. UCI machine learning repository, 2017.
- [11] Cynthia Dwork, Krishnamurthy Kenthapadi, Frank McSherry, Ilya Mironov, and Moni Naor. Our data, ourselves: Privacy via distributed noise generation. In *Annual International Conference on the Theory and Applications of Cryptographic Techniques*, pages 486–503. Springer, 2006.
- [12] Cynthia Dwork, Frank McSherry, Kobbi Nissim, and Adam Smith. Calibrating noise to sensitivity in private data analysis. In *TCC 2006*. 2006.
- [13] Cynthia Dwork, Moni Naor, Omer Reingold, Guy N. Rothblum, and Salil Vadhan. On the complexity of differentially private data release: Efficient algorithms and hardness results. In *Proceedings of the Forty-first Annual ACM Symposium on Theory of Computing*, STOC '09, pages 381–390, New York, NY, USA, 2009. ACM.
- [14] Cynthia Dwork and Aaron Roth. The algorithmic foundations of differential privacy. *Found. Trends Theor. Comput. Sci.*, 9(3–4):211–407, August 2014.
- [15] Cynthia Dwork, Guy N Rothblum, and Salil Vadhan. Boosting and differential privacy. In *2010 IEEE 51st Annual Symposium on Foundations of Computer Science*, pages 51–60. IEEE, 2010.
- [16] Moritz Hardt, Katrina Ligett, and Frank McSherry. A simple and practical algorithm for differentially private data release. In *Advances in Neural Information Processing Systems*, pages 2339–2347, 2012.
- [17] Joonas Jälkö, Onur Dikmen, and Antti Honkela. Differentially private variational inference for non-conjugate models. In *Uncertainty in Artificial Intelligence 2017 Proceedings of the 33rd Conference, UAI 2017*. The Association for Uncertainty in Artificial Intelligence, 2017.
- [18] Vishesh Karwa and Salil Vadhan. Finite sample differentially private confidence intervals. In *9th Innovations in Theoretical Computer Science Conference (ITCS 2018)*, volume 94, page 44. Schloss Dagstuhl–Leibniz-Zentrum fuer Informatik, 2018.
- [19] Jingcheng Liu and Kunal Talwar. Private selection from private candidates. In *Proceedings of the 51st Annual ACM SIGACT Symposium on Theory of Computing*, STOC 2019, pages 298–309, New York, NY, USA, 2019. ACM.
- [20] Ryan Mckenna, Daniel Sheldon, and Gerome Miklau. Graphical-model based estimation and inference for differential privacy. In Kamalika Chaudhuri and Ruslan Salakhutdinov, editors, *Proceedings of the 36th International Conference on Machine Learning*, volume 97 of *Proceedings of Machine Learning Research*, pages 4435–4444, Long Beach, California, USA, 09–15 Jun 2019. PMLR.
- [21] Ilya Mironov. On significance of the least significant bits for differential privacy. In *Proceedings of the 2012 ACM Conference on Computer and Communications Security*, CCS '12, pages 650–661, New York, NY, USA, 2012. ACM.
- [22] Leo Niskanen, Timo Partonen, Anssi Auvinen, and Jari Haukka. Excess mortality in Finnish diabetic subjects due to alcohol, accidents and suicide: a nationwide study. *European Journal of Endocrinology*, 1(aop), 2018.
- [23] Adam J Oliner, Anand P Iyer, Ion Stoica, Eemil Lagerspetz, and Sasu Tarkoma. Carat: Collaborative energy diagnosis for mobile devices. In *Proceedings of the 11th ACM Conference on Embedded Networked Sensor Systems*, page 10. ACM, 2013.
- [24] Eitan Richardson and Yair Weiss. On GANs and GMMs. In S. Bengio, H. Wallach, H. Larochelle, K. Grauman, N. Cesa-Bianchi, and R. Garnett, editors, *Advances in Neural Information Processing Systems 31*, pages 5847–5858. Curran Associates, Inc., 2018.
- [25] Donald B. Rubin. Discussion: statistical disclosure limitation. *Journal of Official Statistics*, 9(2):461–468, 1993.
- [26] Yonghui Xiao, Li Xiong, and Chun Yuan. Differentially private data release through multidimensional partitioning. In *Workshop on Secure Data Management*, pages 150–168. Springer, 2010.
- [27] Jinsung Yoon, James Jordon, and Mihaela van der Schaar. PATE-GAN: Generating synthetic data with differential privacy guarantees. In *International Conference on Learning Representations (ICLR 2019)*, 2019.
- [28] Jun Zhang, Graham Cormode, Cecilia M. Procopiuc, Divyesh Srivastava, and Xiaokui Xiao. PrivBayes: Private data release via Bayesian networks. In *Proceedings of the 2014 ACM SIGMOD International Conference on Management of Data*, SIGMOD '14, pages 1423–1434, New York, NY, USA, 2014. ACM.