

# GRAPH EDGE CONTRACTION AND SUBDIVISIONS FOR ADJACENCY POLYTOPES

TIANRAN CHEN AND EVGENIIA KORCHEVSKAIA

**ABSTRACT.** Adjacency polytopes, a.k.a. symmetric edge polytopes, associated with undirected graphs have been defined and studied in several seemingly independent areas including number theory, discrete geometry, and dynamical systems. In particular, the authors are motivated by the tropical intersections problem derived from the Kuramoto equations. Regular subdivisions of adjacency polytopes are instrumental in solving these problems. This paper explores connections between the regular subdivisions of an adjacency polytope and the contraction of the underlying graph along an edge. We construct a special regular subdivision whose cells are in one-to-one correspondence with facets of an adjacency polytope associated with an edge-contraction of the original graph. Moreover, this subdivision induces a decomposition of the original graph into “cell subgraphs”. We explore the combinatorial, graph-theoretic, and matroidal aspects of this connection.

## 1. INTRODUCTION

For a connected graph  $G$  with nodes  $\mathcal{V}(G) = \{0, 1, \dots, n\}$  and edge set  $\mathcal{E}(G)$ , its *adjacency polytope* [3] (a.k.a. *symmetric edge polytope* [14]) is the convex polytope  $\nabla_G = \text{conv}\{\mathbf{e}_i - \mathbf{e}_j \mid \{i, j\} \in \mathcal{E}(G)\}$ . In the context of Kuramoto models [12], the geometric structure of adjacency polytopes turned out to be instrumental in understanding the root counting problem of algebraic Kuramoto equations [4, 5, 12]. In the broader context, the adjacency polytope of a graph is equivalent to the symmetric edge polytope which has been studied by number theorists, combinatorialists, and discrete geometers motivated by several seemingly independent problems [7, 10, 11, 14, 15, 16, 18]. These different viewpoints are consolidated in the recent work by D’Alì, Delucchi, and Michałek [6], which, among other contributions, shed new light on the structure of adjacency polytopes associated with graphs consisting of two subgraphs sharing a single edge. In particular, using Gröbner bases methods, the authors provided explicit formulae for the number of facets and the normalized volume of adjacency polytopes associated with graphs formed by gluing together two connected bipartite graphs, trees, or cycles. In this paper, we pursue this line of inquiry by considering

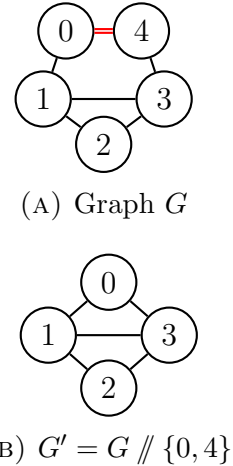


FIGURE 1. Edge contraction of a graph

DEPARTMENT OF MATHEMATICS, AUBURN UNIVERSITY MONTGOMERY, MONTGOMERY, AL, USA  
*E-mail addresses:* [ti@nranchen.org](mailto:ti@nranchen.org), [ekorchev@aum.edu](mailto:ekorchev@aum.edu)

The authors are supported by a grant from the Auburn University at Montgomery Research Grant-in-Aid Program and the National Science Foundation under Grant No. 1923099. EK is also supported by the Undergraduate Research Experience program funded by the Department of Mathematics at Auburn University at Montgomery.

the effect of a contraction of a graph along an edge on the corresponding adjacency polytope. Of particular importance in the study of algebraic Kuramoto equations derived from a graph  $G$  are the facets and regular subdivisions of the corresponding adjacency polytope  $\nabla_G$ . The set of facets of  $\nabla_G$  corresponds to the set of directed acyclic subgraphs of  $G$  which satisfy certain minimal flow property [2]. Geometric structure of the facets played a key role in computing the volume of the adjacency polytope for certain families of graphs [5, 6] as well as determining the generic root count for algebraic Kuramoto equations [1, 3]. Equally important, a nontrivial regular subdivision of  $\nabla_G$  gave rise to a toric deformation of the underlying algebraic Kuramoto equations into a simpler system of equations whose solutions can be identified with all the complex solutions to the original system [4]. In this paper, we explore connections between the regular subdivision of  $\nabla_G$  and the facets of  $\nabla_{G \parallel e}$  where  $G \parallel e$  is the contraction of  $G$  along an edge  $e \in \mathcal{E}(G)$ . See an example in Figure 1.

The main contribution of this paper is twofold. First, we construct a special regular subdivision of  $\nabla_G$  whose cells are in one-to-one correspondence with facets of  $\nabla_{G \parallel e}$  associated with the graph  $G \parallel e$ . We also show that if  $G$  consists of two subgraphs  $G_1$  and  $G_2$  sharing exactly one edge  $e$ , then the cells in the special regular subdivision of  $\nabla_G$  are in one-to-one correspondence with the products of facets of the adjacency polytopes  $\nabla_{G'_1}$  and  $\nabla_{G'_2}$ , where  $G'_1 = G_1 \parallel e$  and  $G'_2 = G_2 \parallel e$ . Since this study is largely motivated by the tropical intersections problem derived from the algebraic Kuramoto equations, the resulting subdivision of the polytope  $\nabla_G$  can be also conveniently viewed as a subdivision of the underlying point configuration. Combined with the existing knowledge about facets of adjacency polytopes (symmetric edge polytopes) associated with trees, cycles, bipartite graphs, and wheel graphs [6], this result enables us to study more complicated graphs formed by gluing these basic building blocks along the edges. Second, we show that the resulting subdivision corresponds to a decomposition of the original graph into a collection of “cell subgraphs”, and we explore the combinatorial, graph-theoretic, and matroidal aspects of this correspondence.

This paper is structured as follows. Section 2 reviews necessary definitions and notations. Section 3 defines the special regular subdivision induced by an edge contraction and establishes the correspondence between cells in this subdivision and facets of smaller adjacency polytopes. Section 4 explores the correspondence between cells in this subdivision and their corresponding “cell subgraphs”. Section 5 provides a matroidal interpretation of the symmetry between cells and the cell subgraphs. In Section 6, we show a few concrete examples. We conclude in Section 7.

## 2. PRELIMINARIES AND NOTATIONS

Given a (undirected) simple graph  $G$ ,  $\mathcal{V}(G)$  and  $\mathcal{E}(G)$  denote the sets of vertices and edges respectively. We use the notation  $\{a, b\}$  for the (undirected) edge connecting vertices  $a$  and  $b$ . With respect to an edge  $e = \{a, b\}$ , the *contraction*  $G \parallel e$  of  $G$  along  $e$  is a simple graph obtained by merging the vertices  $a$  and  $b$  in  $G$ , i.e.,  $G \parallel e = (V', E')$  with  $V' = \mathcal{V}(G) \setminus \{a, b\} \cup \{a'\}$  and  $E' = \mathcal{E}(G) \setminus \{\{a, b\}\} \cup \{\{a', v\} \mid v \neq a, b, \{a, v\} \text{ or } \{b, v\} \text{ is in } \mathcal{E}(G)\}$ . We also extend this notation to subgraphs of  $G$ . For a subgraph  $H$  of  $G$  and an edge  $e \in \mathcal{E}(G)$ , we let  $H \parallel e$  be the contraction as defined above if  $e \in \mathcal{E}(H)$ , and just let  $H \parallel e = H$  otherwise.

A *convex polytope* is the convex hull of a finite set of points. Its *dimension* is the dimension of the smallest affine space that contains it. A (nonempty) *face* of a convex polytope is a

subset of the polytope on which a linear functional  $\langle \cdot, \boldsymbol{\alpha} \rangle$  is minimized. In this case,  $\boldsymbol{\alpha}$  is an inner normal vector of the face. Faces are themselves polytopes, and proper faces of the maximal dimension are called *facets*. In this paper, we only deal with (convex) *lattice polytopes*, i.e., the convex polytopes whose vertices have integer coordinates. For an  $n$ -dimensional lattice polytope  $P \subset \mathbb{R}^n$ , its *normalized volume*, denoted by  $\text{nvol}(P)$ , is  $n! \text{vol}(P)$ , which is always an integer.

For a connected graph  $G$  with nodes  $\mathcal{V}(G) = \{0, 1, \dots, n\}$  and edge set  $\mathcal{E}(G)$ , its *adjacency polytope* [3] (a.k.a. *symmetric edge polytope* [6, 14]) is the convex polytope

$$(1) \quad \nabla_G = \text{conv}\{\mathbf{e}_i - \mathbf{e}_j \mid \{i, j\} \in \mathcal{E}(G)\} \subset \mathbb{R}^n,$$

where  $\mathbf{e}_i \in \mathbb{R}^n$  is the vector with 1 in the  $i$ -th entry and zero elsewhere, and  $\mathbf{e}_0 = \mathbf{0}$ .

In the trivial case of  $n = 0$ ,  $\nabla_G$  is simply  $\{\mathbf{0}\}$ , and we adopt the convention that the only facet of  $\nabla_G$  is  $\emptyset$ . For  $n > 0$ ,  $\nabla_G$  is a full-dimensional polytope in  $\mathbb{R}^n$ .

The set of facets of  $\nabla_G$  is denoted by  $\mathcal{F}(\nabla_G)$ . Any facet of  $\nabla_G$  is an intersection of this polytope with a supporting hyperplane, which is uniquely determined by an inner normal vector [19]. Moreover, by construction,  $\mathbf{0}$  is an interior point of  $\nabla_G$ , which allows the inner normal vectors to be normalized to a certain form. We state this observation as a lemma for later reference.

**Lemma 1.** *For any graph  $G$ , a nonzero vector  $\boldsymbol{\alpha}$  defines a facet of  $\nabla_G$  if and only if there are  $x_1, \dots, x_n \in \nabla_G$  such that  $x_1, \dots, x_n$  are linearly independent as vectors and*

$$\begin{aligned} \langle \mathbf{x}_i, \boldsymbol{\alpha} \rangle &= -1 \quad \text{for any } i = 1, \dots, n, \text{ and} \\ \langle \mathbf{x}, \boldsymbol{\alpha} \rangle &\geq -1 \quad \text{for any } \mathbf{x} \in \nabla_G. \end{aligned}$$

A (polyhedral) *subdivision* of a convex polytope  $P$  is a collection  $\mathcal{D}$  of convex polytopes contained in  $P$  and of the same dimension as  $P$  such that their union is  $P$  and the intersection of any two is their (possibly empty) common face. Elements of a subdivisions are known as cells. A *point configuration* is a finite collection of labeled points  $S \subset \mathbb{R}^n$  [13]. A subdivision of  $S$  is simply a subdivision of  $\text{conv}(S)$  whose cells are convex hulls of the subsets of  $S$ . For such a cell  $C$ , we use the notations  $\dim(C) := \dim(\text{conv}(C))$ ,  $\text{vol}(C) := \text{vol}(\text{conv}(C))$  and  $\text{nvol}(C) := \text{nvol}(\text{conv}(C))$ .

Regular subdivision is a particularly important class of subdivisions. For a point configuration  $S$ , using weights assigned by a function  $\omega : S \rightarrow \mathbb{R}$ , we define  $\hat{S} = \{(\mathbf{x}, \omega(\mathbf{x})) \mid \mathbf{x} \in S\}$ . An inner normal vector  $\hat{\boldsymbol{\alpha}} \in \mathbb{R}^{n+1}$  of a face of  $\text{conv}(\hat{S})$  is said to be *upward pointing* if  $\langle \mathbf{e}_{n+1}, \hat{\boldsymbol{\alpha}} \rangle > 0$ . A facet of  $\text{conv}(\hat{S})$  with an upward pointing inner normal vector is called a *lower facet*. The projection of all lower facets of  $\text{conv}(\hat{S})$  form a subdivision of  $S$ , the *regular subdivision* (a.k.a. coherent subdivision) of  $S$  induced by weight function  $\omega$  [8, 13]. In this case, a lower facet is defined by a vector  $\boldsymbol{\alpha} \in \mathbb{R}^n$ , a value  $h \in \mathbb{R}$  and a set  $C \subset S$  with  $|C| \geq n$ ,  $\dim(\text{conv}(C)) = n$  such that

$$(2) \quad \begin{aligned} \langle \mathbf{x}, \boldsymbol{\alpha} \rangle + \omega(\mathbf{x}) &= h \quad \text{for all } \mathbf{x} \in C, \\ \langle \mathbf{x}, \boldsymbol{\alpha} \rangle + \omega(\mathbf{x}) &> h \quad \text{for all } \mathbf{x} \in S \setminus C. \end{aligned}$$

The construction of a special regular subdivision of an adjacency polytope induced by an edge contraction of the underlying graph is the main focus of this paper.

### 3. REGULAR SUBDIVISION INDUCED BY EDGE CONTRACTION

As noted in the definition of adjacency polytopes, we identify edges of a graph of  $n + 1$  nodes with points in  $\mathbb{R}^n$  via the map

$$(3) \quad \phi((i, j)) = \mathbf{e}_i - \mathbf{e}_j$$

and consider an undirected edge  $\{i, j\} \in \mathcal{E}(G)$  as a pair of directed edges  $(i, j)$  and  $(j, i)$ . With this, the adjacency polytope of  $G$  is simply  $\text{conv}(\phi(\mathcal{E}(G)))$ . In this section, we construct a regular subdivision of  $\nabla_G$  induced by an edge contraction.

**Definition 1.** [Edge contraction subdivision] For an edge  $\{k_1, k_2\} \in \mathcal{E}(G)$  to be contracted, we define the lifting function  $\omega_{k_1, k_2} : \phi(\mathcal{E}(G)) \rightarrow \mathbb{Z}$  given by

$$(4) \quad \omega_{k_1, k_2}(\mathbf{e}_i - \mathbf{e}_j) = \begin{cases} 0 & \text{if } \{i, j\} = \{k_1, k_2\}, \\ 1 & \text{otherwise,} \end{cases}$$

and the resulting lifted polytope

$$(5) \quad \hat{\nabla}_G = \text{conv}\{(\mathbf{e}_i - \mathbf{e}_j, \omega_{k_1, k_2}(\mathbf{e}_i - \mathbf{e}_j)) \mid \{i, j\} \in \mathcal{E}(G)\} \subset \mathbb{R}^{n+1}.$$

The projections of the facets of the lower hull of  $\hat{\nabla}_G$  onto  $\mathbb{R}^n \times \{0\}$  form a subdivision of  $\nabla_G$ , the regular subdivision induced by  $\omega_{k_1, k_2}$ . This subdivision, denoted by  $\mathcal{D}_{k_1, k_2}$  will be referred to as the *edge contraction subdivision* of  $\nabla_G$  induced by the edge contraction of  $G$  along  $\{k_1, k_2\}$ .

**Remark 1.** In the following discussion, we will make frequent use of an observation that can simplify our notation and calculation. Since the choice of reference node is arbitrary, without loss of generality and after re-indexing the nodes, we can assume  $\{0, k\}$  is the shared edge of  $G_1$  and  $G_2$  for some  $k \neq 0$ . This corresponds to a projection of the symmetric edge polytope onto one of the coordinate planes.

**Lemma 2.** For a connected graph  $G$  and one of its edges,  $\{k_1, k_2\}$ , every cell in the edge contraction subdivision  $\mathcal{D}_{k_1, k_2}$  must contain both  $\mathbf{e}_{k_1} - \mathbf{e}_{k_2}$  and  $\mathbf{e}_{k_2} - \mathbf{e}_{k_1}$ .

*Proof.* As noted in Remark 1, without loss of generality, we can assume  $\{k_1, k_2\} = \{0, k\}$  for some  $k \neq 0$ . In the follow, we consider the regular subdivision induced by  $\omega = \omega_{0, k}$  and will show that  $\pm \mathbf{e}_k \in C$  for all  $C \in \mathcal{D}$ .

Fix a cell  $C \in \mathcal{D}$ , let  $\hat{C}$  be the corresponding lower facet of  $\hat{\nabla}_G$ , let  $\hat{\boldsymbol{\alpha}} = (\boldsymbol{\alpha}, 1) = (\alpha_1, \dots, \alpha_n, 1)$  be the upward pointing inner normal vector of  $\hat{C}$ , and let  $h = \min\{\langle \hat{\boldsymbol{\alpha}}, \hat{\mathbf{x}} \rangle \mid \hat{\mathbf{x}} \in \hat{\nabla}_G\}$ .

Suppose  $\pm \mathbf{e}_k \notin C$ , then there is a set of  $n + 1$  affinely independent points of the form  $\mathbf{e}_i - \mathbf{e}_j$  with  $\{i, j\} \neq \{0, k\}$  in  $C$ . By assumption,  $\hat{\boldsymbol{\alpha}}$  is orthogonal to the affine span of this set. However, since  $\omega(\mathbf{e}_i - \mathbf{e}_j) = 1$  for  $\{i, j\} \neq \{0, k\}$ , the affine span of  $\hat{C}$  must be  $\{(\mathbf{x}, 1) \mid \mathbf{x} \in \mathbb{R}^n\}$ , and consequently its normal vector  $\hat{\boldsymbol{\alpha}}$  must be  $(0, \dots, 0, 1)$ . Then for any  $\mathbf{e}_i - \mathbf{e}_j \in C$ ,

$$\langle (\mathbf{e}_i - \mathbf{e}_j, \omega(\mathbf{e}_i - \mathbf{e}_j)), \hat{\boldsymbol{\alpha}} \rangle = 1 > 0 = \langle (\pm \mathbf{e}_k, \omega(\pm \mathbf{e}_k)), \hat{\boldsymbol{\alpha}} \rangle,$$

contradicting with the assumption that  $\langle \hat{\boldsymbol{\alpha}}, \cdot \rangle$  minimizes on  $\hat{C}$  over  $\hat{\nabla}_G$ . We can conclude then either  $\mathbf{e}_k$  or  $-\mathbf{e}_k$  must be in  $C$ .

Now suppose  $\mathbf{e}_k \in C$  but  $-\mathbf{e}_k \notin C$ . then  $\langle -\mathbf{e}_k, \boldsymbol{\alpha} \rangle > \langle \mathbf{e}_k, \boldsymbol{\alpha} \rangle$  which implies that  $h = \langle \mathbf{e}_k, \boldsymbol{\alpha} \rangle < 0$ . Since  $C$  is an  $n$ -dimensional cell, there is a set  $\Delta$  of  $n$  affinely independent points in  $C$  of the form  $\mathbf{e}_i - \mathbf{e}_j$  with  $\{i, j\} \neq \{0, k\}$ , i.e.,  $\{\mathbf{e}_i - \mathbf{e}_j - \mathbf{e}_k \mid \mathbf{e}_i - \mathbf{e}_j \in \Delta\}$  is a linearly independent set. Let  $A$  be the  $n \times n$  matrix whose rows are points in  $\Delta$  as row vectors, and let  $B = A - \mathbf{1}\mathbf{e}_k^\top$ , which is nonsingular. Recall that  $C$  is the projection of a lower facet of  $\hat{\nabla}_G$  defined by the inner normal vector  $\hat{\boldsymbol{\alpha}} = (\boldsymbol{\alpha}, 1)$ . Therefore,

$$\langle \mathbf{e}_i - \mathbf{e}_j, \boldsymbol{\alpha} \rangle + 1 = \langle \mathbf{e}_k, \boldsymbol{\alpha} \rangle \quad \text{for each } \mathbf{e}_i - \mathbf{e}_j \in \Delta,$$

which is equivalent to

$$B\boldsymbol{\alpha} = A\boldsymbol{\alpha} - \mathbf{1}\mathbf{e}_k^\top \boldsymbol{\alpha} = -\mathbf{1}.$$

We will show this contradicts with the assumption that  $h < 0$ .

Suppose  $A$  is singular, let  $\mathbf{x}$  be a nonzero vector in its null space. Then  $\mathbf{e}_k^\top \mathbf{x} \neq 0$ , since  $B\mathbf{x} = A\mathbf{x} - \mathbf{1}\mathbf{e}_k^\top \mathbf{x}$  cannot be zero. We can verify that  $\boldsymbol{\alpha} = \mathbf{x}/\mathbf{e}_k^\top \mathbf{x}$ , and thus

$$h = \langle \mathbf{e}_k, \boldsymbol{\alpha} \rangle = \mathbf{e}_k^\top \mathbf{x} / \mathbf{e}_k^\top \mathbf{x} = 1,$$

which contradicts with the assumption that  $h < 0$ .

On the other hand, if  $A$  is nonsingular, then without loss of generality, it is possible to re-index the nodes  $\{0, 1, \dots, n\} \setminus \{0, k\}$  so that for each  $i \neq 0, k$ ,  $\pm(\mathbf{e}_i - \mathbf{e}_j) \in \Delta$  implies  $j > i$ . With this arrangement,  $A$  is upper triangular and its diagonal entries are  $\pm 1$ . Therefore,  $A$  is unimodular. Consequently,  $A^{-1}$  exists and is an integer matrix. Recall that  $B\boldsymbol{\alpha} = A\boldsymbol{\alpha} - \mathbf{1}\mathbf{e}_k^\top \boldsymbol{\alpha} = -\mathbf{1}$ , and  $h = \mathbf{e}_k^\top \boldsymbol{\alpha}$ . This equation can be written as

$$A\boldsymbol{\alpha} = (h - 1)\mathbf{1}, \quad \text{i.e.} \quad \boldsymbol{\alpha} = (h - 1)A^{-1}\mathbf{1},$$

which gives us the relation

$$h = \mathbf{e}_k^\top \boldsymbol{\alpha} = h(\mathbf{e}_k^\top A^{-1}\mathbf{1}) - \mathbf{e}_k^\top A^{-1}\mathbf{1} = y h - y$$

if we let  $y = \mathbf{e}_k^\top A^{-1}\mathbf{1}$ . The above equation implies that  $y \neq 1$ . Moreover, since  $A^{-1}$  is an integer matrix,  $y \in \mathbb{Z}$ . Therefore,

$$h = \frac{y}{y - 1} \geq 0$$

contradicting with the assumption that  $h = \mathbf{e}_k^\top \boldsymbol{\alpha} < 0$ . That is, the assumption  $\mathbf{e}_k \in C$  but  $-\mathbf{e}_k \notin C$  leads to a contradiction. We can therefore conclude that  $\mathbf{e}_k \in C$  implies  $-\mathbf{e}_k \in C$ . By the same argument, it can be shown that  $-\mathbf{e}_k \in C$  implies  $\mathbf{e}_k \in C$ . Hence,  $\pm \mathbf{e}_k \in C$ .  $\square$

**Corollary 1.** *Consider contraction of  $G$  along the edge  $\{k_1, k_2\}$ . Given a cell  $C \in \mathcal{D}$ , let  $\hat{C}$  be the corresponding lower facet of  $\hat{\nabla}_G$ . If  $\hat{\boldsymbol{\alpha}} = (\boldsymbol{\alpha}, 1) = (\alpha_1, \dots, \alpha_n, 1)$  is an upward pointing inner normal vector of  $\hat{C}$ , then  $\langle \hat{\mathbf{x}}, \hat{\boldsymbol{\alpha}} \rangle = 0$  for any  $\hat{\mathbf{x}} \in \hat{C}$ . In particular,*

$$\langle \mathbf{x}, \boldsymbol{\alpha} \rangle = \begin{cases} 0 & \text{if } \{i, j\} = \{k_1, k_2\}, \\ -1 & \text{otherwise,} \end{cases} \quad \text{and} \quad \alpha_{k_1} = \alpha_{k_2}.$$

In the following, using the special edge contraction subdivision, we establish the link between  $\nabla_G$  and  $\nabla_{G//\{k_1, k_2\}}$ .

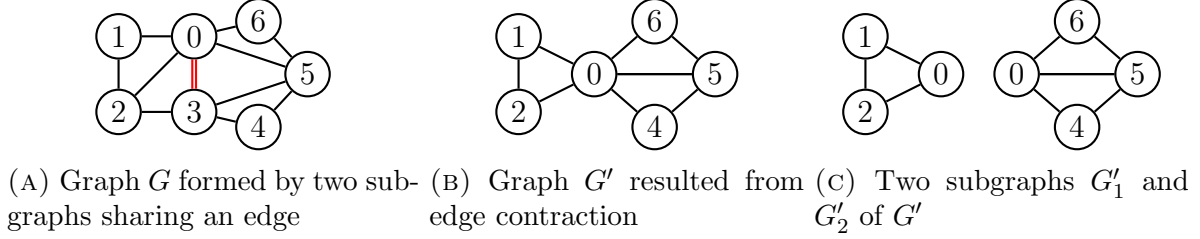


FIGURE 2. Edge contraction on a graph

**3.1. Two subgraphs sharing an edge.** We first consider the case where the target graph  $G$  consists of two sub-graphs sharing a single edge with the two corresponding nodes forming a cut set. Figure 2a shows an example of such a graph. That is, there are two graphs  $G_1 = (V_1, E_1)$  and  $G_2 = (V_2, E_2)$  such that  $\mathcal{V}(G) = V_1 \cup V_2$ ,  $\mathcal{E}(G) = E_1 \cup E_2$ , and there is one edge  $e = \{k_1, k_2\} \in \mathcal{E}(G)$  such that  $V_1 \cap V_2 = \{k_1, k_2\}$  and  $E_1 \cap E_2 = \{e\}$ . The contraction  $G' = G \parallel e$ , shown in Figure 2b, thus has a cut vertex, which allows us to consider the two separate graphs (Figure 2c).

**Theorem 1.** *For a connected graph  $G$  consisting of two subgraphs  $G_1$  and  $G_2$  sharing a single edge  $e = \{k_1, k_2\}$ , let  $G'_1 = G_1 \parallel e$  and  $G'_2 = G_2 \parallel e$ . Then the cells in the edge contraction subdivision  $\mathcal{D}_{k_1, k_2}$  of  $\nabla_G$  induced by the contraction of  $G$  along  $\{k_1, k_2\}$  are in one-to-one correspondence with pairs in  $\mathcal{F}(\nabla_{G'_1}) \times \mathcal{F}(\nabla_{G'_2})$ .*

*Proof.* As before, using the observation provided in Remark 1, we can assume  $\{0, k\}$  is the shared edge for some  $k \neq 0$ . In addition, we assume the index  $k$  is chosen so that  $i < k$  for all  $i \in \mathcal{V}(G_1)$  and  $k < j$  for all  $j \in \mathcal{V}(G_2)$ . That is, after renaming the nodes, we assume nodes  $1, 2, \dots, k-1$  are in  $G_1$ , nodes  $k+1, \dots, n$  are in  $G_2$ , and nodes  $0, k$  are in both. We only need to consider the subdivision  $\mathcal{D}_{0, k}$ .

By definition, the adjacency polytopes  $\nabla_{G'_1}$  and  $\nabla_{G'_2}$  are full-dimensional polytopes in the subspaces  $\mathbb{R}^{k-1} \times \{\mathbf{0}_{n-k+1}\}$  and  $\{\mathbf{0}_k\} \times \mathbb{R}^{n-k}$  respectively. So their facets are of dimensions  $k-2$  and  $n-k-1$  respectively.

By Lemma 2, any cell  $C$  must contain both  $\pm \mathbf{e}_k$ , and therefore its upward pointing inner normal vector  $\hat{\gamma} = (\gamma, 1) \in \mathbb{R}^{n+1}$  that defines the lower facet  $\hat{C}$  of  $\hat{\nabla}_G$  satisfies  $\langle \pm \mathbf{e}_k, \gamma \rangle = 0$ . Thus  $\hat{C}$  is contained in the hyperplane  $\langle \cdot, \hat{\gamma} \rangle = 0$ , and

$$\gamma = (\alpha, 0, \beta) \quad \text{for some } \alpha \in \mathbb{R}^{k-1} \text{ and } \beta \in \mathbb{R}^{n-k}.$$

Let  $C_1$  and  $C_2$  be the sets of projections of points in  $C$  in  $\mathbb{R}^{k-1} \times \{\mathbf{0}_{n-k+1}\}$  and  $\{\mathbf{0}_k\} \times \mathbb{R}^{n-k}$  respectively. We will show the nonzero points in  $C_1$  and  $C_2$  define facets of  $\nabla_{G'_1}$  and  $\nabla_{G'_2}$  respectively. Since  $\gamma = (\alpha, 0, \beta)$ , the equation (2) which defines the lower facet  $\hat{C}$  implies

$$\begin{aligned} (6) \quad & \langle \mathbf{a}, (\alpha, \mathbf{0}_{n-k+1}) \rangle = -1 && \text{for all } \mathbf{0} \neq \mathbf{a} \in C_1, \\ (7) \quad & \langle \mathbf{b}, (\mathbf{0}_k, \beta) \rangle = -1 && \text{for all } \mathbf{0} \neq \mathbf{b} \in C_2, \\ & \langle \mathbf{e}_i - \mathbf{e}_j, (\alpha, \mathbf{0}_{n-k+1}) \rangle \geq -1 && \text{for all } \{i, j\} \in \mathcal{E}(G'_1), \\ & \langle \mathbf{e}_i - \mathbf{e}_j, (\mathbf{0}_k, \beta) \rangle \geq -1 && \text{for all } \{i, j\} \in \mathcal{E}(G'_2), \end{aligned}$$

and there are at least  $n-1$  equalities in total in this system (since the two equalities associated with  $\pm \mathbf{e}_k$  are removed). Moreover, since  $\dim(\text{conv}(C)) = n$ , the corresponding points can

be chosen to be linearly independent as vectors. Therefore, there are at least  $k-1$  and  $n-k$  equalities among (6) and (7) respectively. By Lemma 1, the vectors  $(\boldsymbol{\alpha}, \mathbf{0}_{n-k+1})$  and  $(\mathbf{0}_k, \boldsymbol{\beta})$  must define facets in  $\nabla_{G'_1}$  and  $\nabla_{G'_2}$  respectively. That is, if we identify each cell with its corresponding upward-pointing inner normal vector, then the map

$$\gamma \mapsto (\boldsymbol{\alpha}, \boldsymbol{\beta}) \in \mathbb{R}^{k-1} \times \mathbb{R}^{n-k}$$

sends each cell in  $\mathcal{D}_{0,k}$  to a pair of facets of  $\nabla_{G'_1}$  and  $\nabla_{G'_2}$  respectively.

We now simply have to show that this map has an inverse. Suppose  $F'_1$  and  $F'_2$  are two facets of  $\nabla_{G'_1}$  and  $\nabla_{G'_2}$  respectively. We will construct a corresponding cell in  $\mathcal{D}_{0,k}$ . Let  $\mathbf{a}_1, \dots, \mathbf{a}_{m'_1} \in \phi(\mathcal{E}(G'_1))$  and  $\mathbf{b}_1, \dots, \mathbf{b}_{m'_2} \in \phi(\mathcal{E}(G'_2))$  be the points defining  $F'_1$  and  $F'_2$  respectively for some  $m'_1 \geq k-1$  and  $m'_2 \geq n-k$ . Then by Lemma 1, there are vectors  $\boldsymbol{\alpha} \in \mathbb{R}^{k-1}$  and  $\boldsymbol{\beta} \in \mathbb{R}^{n-k}$  such that

$$\begin{aligned} \langle \mathbf{a}_i, (\boldsymbol{\alpha}, \mathbf{0}_{n-k+1}) \rangle &= -1 \quad \text{for all } i = 1, \dots, m'_1, \\ \langle \mathbf{e}_i - \mathbf{e}_j, (\boldsymbol{\alpha}, \mathbf{0}_{n-k+1}) \rangle &\geq -1 \quad \text{for all } \{i, j\} \in \mathcal{E}(G'_1), \\ \langle \mathbf{b}_i, (\mathbf{0}_k, \boldsymbol{\beta}) \rangle &= -1 \quad \text{for all } i = 1, \dots, m'_2, \\ \langle \mathbf{e}_i - \mathbf{e}_j, (\mathbf{0}_k, \boldsymbol{\beta}) \rangle &\geq -1 \quad \text{for all } \{i, j\} \in \mathcal{E}(G'_2). \end{aligned}$$

Define

$$\gamma = (\boldsymbol{\alpha}, 0, \boldsymbol{\beta}) \in \mathbb{R}^{k-1+1+n-k} = \mathbb{R}^n.$$

We will verify that  $\hat{\gamma} = (\gamma, 1) \in \mathbb{R}^{n+1}$  defines a lower facet of  $\hat{\nabla}_G$ . Let

$$\begin{aligned} C_1 &= \{(\mathbf{a}_i, p, \mathbf{0}) \mid p \in \{-1, 0, 1\}, i = 1, \dots, m'_1\} \cap \phi_0(\mathcal{E}(G)), \\ C_2 &= \{(\mathbf{0}, p, \mathbf{b}_i) \mid p \in \{-1, 0, 1\}, i = 1, \dots, m'_2\} \cap \phi_0(\mathcal{E}(G)). \end{aligned}$$

Then

$$\begin{aligned} \langle (\mathbf{a}_i, p, \mathbf{0}), (\boldsymbol{\alpha}, 0, \boldsymbol{\beta}) \rangle + 1 &= \langle \mathbf{a}_i, \boldsymbol{\alpha} \rangle + 1 = -1 + 1 = 0 \quad \text{for each } (\mathbf{a}_i, p, \mathbf{0}) \in C_1, \\ \langle (\mathbf{0}, p, \mathbf{b}_i), (\boldsymbol{\alpha}, 0, \boldsymbol{\beta}) \rangle + 1 &= \langle \mathbf{b}_i, \boldsymbol{\beta} \rangle + 1 = -1 + 1 = 0 \quad \text{for each } (\mathbf{0}, p, \mathbf{b}_i) \in C_2. \end{aligned}$$

Moreover,  $\langle (\pm \mathbf{e}_k, 0), \hat{\gamma} \rangle = 0$ . Let

$$C = C_1 \cup C_2 \cup \{\pm \mathbf{e}_k\},$$

then  $\hat{C}$  is contained in the hyperplane defined by  $\langle \cdot, \hat{\gamma} \rangle = 0$ . For points in  $\phi(\mathcal{E}(G)) \setminus \{\pm \mathbf{e}_k\}$ , direct computation confirms that

$$\begin{aligned} \langle \pm(\mathbf{e}_i - \mathbf{e}_j), \gamma \rangle + 1 &= \langle \pm(\mathbf{e}_i - \mathbf{e}_j), (\boldsymbol{\alpha}, \mathbf{0}_{n-k+1}) \rangle + 1 \geq 0 && \text{for any } i, j < k, \\ \langle \pm(\mathbf{e}_i - \mathbf{e}_j), \gamma \rangle + 1 &= \langle \pm(\mathbf{e}_i - \mathbf{e}_j), (\mathbf{0}_k, \boldsymbol{\beta}) \rangle + 1 \geq 0 && \text{for any } i, j > k, \\ \langle \pm(\mathbf{e}_i - \mathbf{e}_k), \gamma \rangle + 1 &= \langle \pm \mathbf{e}_i, (\boldsymbol{\alpha}, \mathbf{0}_{n-k+1}) \rangle + 1 \geq 0 && \text{for any } 0 < i < k, \\ \langle \pm(\mathbf{e}_j - \mathbf{e}_k), \gamma \rangle + 1 &= \langle \pm \mathbf{e}_j, (\mathbf{0}_k, \boldsymbol{\beta}) \rangle + 1 \geq 0 && \text{for any } j > k, \\ \langle \pm(\mathbf{e}_j - \mathbf{e}_0), \gamma \rangle + 1 &= \langle \pm \mathbf{e}_j, (\mathbf{0}_k, \boldsymbol{\beta}) \rangle + 1 \geq 0 && \text{for any } j > k. \end{aligned}$$

Therefore,  $\text{conv}(C)$  is a projection of a lower face. By construction,

$$|C| = |C_1| + |C_2| + |\{\pm \mathbf{e}_k\}| \geq (k-1) + (n-k) + 2 = n+1,$$

and these points have affinely independent projections in  $\mathbb{R}^{k-1} \times \{\mathbf{0}\}$ ,  $\{\mathbf{0}_{k-1}\} \times \mathbb{R} \times \{\mathbf{0}_{n-k}\}$ , or  $\{\mathbf{0}_k\} \times \mathbb{R}^{n-k}$ . So,

$$\dim(\text{conv}(C)) \geq k-1+1+n-k = n.$$

Therefore,  $C$  must be a projection of a lower facet of  $\hat{\nabla}_G$  and hence a cell in  $\mathcal{D}_{0,k}$ .  $\square$

The theorem above establishes a bijection between cells in  $\mathcal{D}_{k_1,k_2}$  and pairs of faces in  $\mathcal{F}(\nabla_{G'_1})$  and  $\mathcal{F}(\nabla_{G'_2})$ . For later reference, this bijection will be denoted by  $q_{k_1,k_2} : \mathcal{D}_{k_1,k_2} \rightarrow \mathcal{F}(\nabla_{G'_1}) \times \mathcal{F}(\nabla_{G'_2})$  and given by

$$q_{k_1,k_2}(C) = (F_1, F_2),$$

where  $F_1$  and  $F_2$  are simply the convex hull of the projections of  $C$  in the coordinate-subspaces in which  $\nabla_{G'_1}$  and  $\nabla_{G'_2}$  are full-dimensional.

**Remark 2.** Note that  $q_{k_1,k_2}$  is only a bijection between the set of cells in  $\mathcal{D}_{k_1,k_2}$  and the set  $\mathcal{F}(\nabla_{G'_1}) \times \mathcal{F}(\nabla_{G'_2})$ . The points in  $C$  themselves may not be in one-to-one correspondence with vertices in  $F_1$  and  $F_2$ . In general, the projection that maps points in  $C$  to vertices of  $F_1$  and  $F_2$  may be not be one-to-one. This is a reflection of the fact that the edge-contraction operation may map multiple edges to the same edge, since we only allow simple graphs (graphs with no multiple edges and loops).

In certain applications (e.g., the root counting problem for algebraic Kuramoto equations), simplicial cells are of great importance as they form the minimum building blocks of  $\nabla_G$ . We shall show such simplicial cells corresponds to simplicial facets of the adjacency polytopes derived from the graph contraction.

**Theorem 2.** Suppose  $G$  is a graph consisting of two subgraphs  $G_1$  and  $G_2$  sharing a single edge  $e = \{k_1, k_2\}$ , with  $G'_1 = G_1 \parallel e$  and  $G'_2 = G_2 \parallel e$ . Let  $C$  be a cell in the edge contraction subdivision  $\mathcal{D}_{k_1,k_2}$  with  $q_{k_1,k_2}(C) = (F_1, F_2)$  for some facets  $F_1$  and  $F_2$  of  $\nabla_{G'_1}$  and  $\nabla_{G'_2}$  respectively. If  $C$  is simplicial, then  $F_1$  and  $F_2$  are both simplicial.

*Proof.* Without loss of generality, we still adopt the convention that  $\{0, k\}$  is the shared edge, and  $i \leq k$  for all  $i \in \mathcal{V}(G_1)$  and  $k \leq j$  for all  $j \in \mathcal{V}(G_2) \setminus \{0\}$ . With this convention,  $\nabla_{G'_1}$  and  $\nabla_{G'_2}$  are embedded in  $\mathbb{R}^{k-1} \times \{\mathbf{0}_{n-k+1}\}$  and  $\{\mathbf{0}_k\} \times \mathbb{R}^{n-k}$  respectively.

Let  $C \in \mathcal{D}_{0,k}$  be a simplicial cell, and let  $(F_1, F_2) = q_{0,k}(C)$ , then  $F_1$  and  $F_2$ , being facets of  $\nabla_{G'_1}$  and  $\nabla_{G'_2}$ , are of dimensions  $k-2$  and  $n-k-1$  respectively. Suppose either  $F_1$  or  $F_2$  is not simplicial, then the combined total number of vertices is at least

$$(k-2+1) + (n-k-1+1) + 1 = n.$$

Since these points are nonzero projections of points in  $C$ , so  $C$  contains convex independent set of  $n$  points  $\mathbf{x}_1, \dots, \mathbf{x}_n \in \phi(\mathcal{E}(G))$  with nonzero projections in  $\mathbb{R}^{k-1} \times \{\mathbf{0}_{n-k+1}\}$  or  $\{\mathbf{0}_k\} \times \mathbb{R}^{n-k}$ . In addition,  $C$  contains two points  $\pm \mathbf{e}_k$ , which are in the fiber over  $\mathbf{0}$  with respect to either projection, and thus  $\pm \mathbf{e}_k \notin \text{conv}\{\mathbf{x}_1, \dots, \mathbf{x}_n\}$ . Therefore,  $C$  contain at least  $n+2$  points, and none of them is a interior point. This contradicts with the assumption that  $C$  is simplicial. Therefore, we can conclude that if  $C$  is simplicial, then  $F_1$  and  $F_2$  must also be simplicial.  $\square$

**3.2. Edge contraction in a single graph.** We now apply the results from Section 3.1 to the edge contraction in a single graph  $G$ . Namely, we view  $G$  as a union of two graphs,  $G_1 = G$  and  $G_2 = (\{k_1, k_2\}, \{\{k_1, k_2\}\})$ . Then Theorems 1 and 2 imply the following corollaries.

**Corollary 2.** Let  $e = \{k_1, k_2\}$  be an edge of a connected graph  $G$ , and let  $G' = G \parallel e$ . Then the cells in the edge contraction subdivision  $\mathcal{D}_{k_1, k_2}$  of  $\nabla_G$  induced by the contraction of  $G$  along the edge  $e$  are in one-to-one correspondence with the facets of  $\nabla_{G'}$ .

**Corollary 3.** Let  $e = \{k_1, k_2\}$  be an edge of a connected graph  $G$ . Let  $G' = G \parallel e$ . Suppose  $C$  is a cell in the edge contraction subdivision  $\mathcal{D}_{k_1, k_2}$  with  $q_{k_1, k_2}(C) = (F, \emptyset)$  for some facet  $F$  of  $\nabla_{G'}$ . If  $C$  is simplicial, then  $F$  is simplicial.

#### 4. PROPERTIES OF CELLS AND CELL SUBGRAPHS

Throughout this section, we fix  $G$  to be a connected graph, and let  $\mathcal{D}_{k_1, k_2}$  be the edge contraction subdivision induced by the edge contraction of  $G$  along the edge  $\{k_1, k_2\} \in \mathcal{E}(G)$ . Since the polytope  $\nabla_G$  is derived from the graph  $G$ , cells and hence the subsets of cells in the subdivision  $\mathcal{D}_{k_1, k_2}$  are naturally associated with the subgraphs of  $G$ . This connection provides a great insight into the combinatorial structure of the subdivision  $\mathcal{D}_{k_1, k_2}$ , which is the main focus of this section.

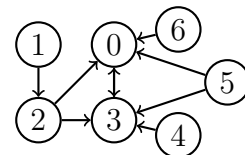
**Definition 2.** For a nonempty subset  $X$  of  $\{\mathbf{e}_i - \mathbf{e}_j \mid \{i, j\} \in \mathcal{E}(G)\}$ , we define the corresponding directed and undirected subgraphs  $\vec{G}_X$  and  $G_X$  to be the graphs with the edge sets

$$\begin{aligned}\mathcal{E}(\vec{G}_X) &= \{ (i, j) \mid \mathbf{e}_i - \mathbf{e}_j \in X \}, \text{ and} \\ \mathcal{E}(G_X) &= \{ \{i, j\} \mid \mathbf{e}_i - \mathbf{e}_j \in X \text{ or } \mathbf{e}_j - \mathbf{e}_i \in X \},\end{aligned}$$

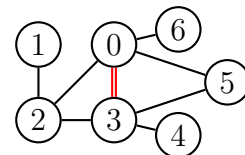
respectively. In addition, if  $C$  is a cell in  $\mathcal{D}_{k_1, k_2}$ ,  $\vec{G}_C$  and  $G_C$  are called **directed cell subgraph** and **undirected cell subgraph**, respectively.

Figure 3a shows an example of directed cell subgraph associated with a cell in the edge contraction subdivision  $\mathcal{D}_{0,3}$  for the graph shown in Figure 2a induced by the contraction  $G \mapsto G \parallel \{\{0, 3\}\}$ . Figure 3b shows the corresponding undirected cell subgraph. In the following, we explore the properties of such cell subgraphs.

Cycle spaces [9] associated with undirected cell subgraphs play an important role in our understanding of the combinatorial structure of cells. Recall that the cycle space of a graph  $G$  is a vector space spanned by all cycles in  $G$  over the field  $\mathbb{Z}_2$ . The dimension of this space, known as *cyclic number* (a.k.a. circuit rank), can be computed as the minimum number of edges one needs to remove to produce a spanning forest. With respect to a spanning tree  $T$  of  $G$ , an edge not contained in  $T$  is associated with a cycle, the unique cycle formed by adding this edge to  $T$ . This cycle is known as the *fundamental cycle* associated with this edge. A distinguished class of cycles, which we shall call “balanced cycles”, will be the key concept in our discussion in this section.



(A) Directed cell subgraph associated with a cell in the edge contraction subdivision for the graph in Figure 2a.



(B) The undirected cell subgraph corresponding to the above directed cell subgraph.

FIGURE 3. Cell subgraphs

**Definition 3.** A cycle  $O$  in an undirected graph  $G$  is said to be **balanced** with respect to the edge contraction  $G \mapsto G // \{k_1, k_2\}$  if  $\mathcal{E}(O) \setminus \{\{k_1, k_2\}\}$  contains an even number edges. A subgraph of  $G$  is *balanced* with respect to a edge contraction if all cycle in this subgraph are balanced with respect to this edge contraction. The **balanced circuit rank** of a  $G$  is the maximum cyclomatic number (circuit rank) of its balanced subgraphs with respect to this edge contraction.

Equivalently, a cycle  $O$  of  $G$  is balanced with respect to the edge contraction  $G \mapsto G // \{k_1, k_2\}$  if and only if  $O' = O // \{k_1, k_2\}$  is a bipartite graph. In this case,  $O'$  will be a balanced bipartite graph. When the edge contraction in question is clear from context, we may simply say a cycle or subgraph is balanced without explicit reference of the edge contraction.

**Theorem 3.** Let  $C$  be a cell in the edge contraction subdivision  $\mathcal{D}_{k_1, k_2}$ , then the corresponding cell subgraphs  $G_C$  and  $\vec{G}_C$  have the following properties.

- (i)  $\vec{G}_C$  contains exactly one directed cycle, which is  $k_1 \leftrightarrow k_2$ .
- (ii)  $\mathcal{V}(G_C) = \mathcal{V}(\vec{G}_C) = \mathcal{V}(G)$ .
- (iii)  $\mathcal{E}(\vec{G}_C)$  is closed under the map

$$\psi((i, j)) = \begin{cases} (\sigma(i), \sigma(j)) & \text{if } (\sigma(i), \sigma(j)) \in \mathcal{E}(G) \\ (i, j) & \text{otherwise,} \end{cases}$$

where  $\sigma$  is the transposition of the vertices given by  $k_1 \mapsto k_2$  and  $k_2 \mapsto k_1$ .

- (iv)  $G_C$  is balanced.
- (v)  $G_C$  has a cycle basis with at most one odd cycle.

*Proof.* Let  $\hat{F}$  be a facet of the lifted polytope  $\hat{\nabla}_G$  corresponding to a cell  $C$ , and let  $\hat{\alpha} = (\alpha, 1) = (\alpha_1, \dots, \alpha_n, 1)$  be an inner normal vector of  $\hat{F}$ .

(i) By Lemma 2,  $\vec{G}_C$  contains a cycle  $k_1 \leftrightarrow k_2$ . Suppose  $\vec{G}_C$  contains different directed cycle  $i_1 \leftrightarrow i_2 \leftrightarrow \dots \leftrightarrow i_m \leftrightarrow i_{m+1}$  with  $i_{m+1} = i_1$ , then by Corollary 1,

$$0 = \langle (\mathbf{e}_{i_r} - \mathbf{e}_{i_{r+1}}, \omega_{k_1, k_2}(\mathbf{e}_{i_r} - \mathbf{e}_{i_{r+1}})) , \hat{\alpha} \rangle, \quad \text{for each } r = 1, 2, \dots, m.$$

Summing up these  $m$  equations, we obtain

$$0 = \left\langle \left( \mathbf{0}, \sum_{r=1}^m \omega_{k_1, k_2}(\mathbf{e}_{i_r} - \mathbf{e}_{i_{r+1}}) \right) , \hat{\alpha} \right\rangle = \sum_{r=1}^m \omega_{k_1, k_2}(\mathbf{e}_{i_r} - \mathbf{e}_{i_{r+1}}).$$

This is a contradiction, since the sum of weights  $\sum_{r=1}^m \omega_{k_1, k_2}(\mathbf{e}_{i_r} - \mathbf{e}_{i_{r+1}})$  is strictly positive. Therefore, there can be no directed cycle other than  $k_1 \leftrightarrow k_2$ .

(ii) It follows from the Definition 2 that  $\mathcal{V}(G_C) = \mathcal{V}(\vec{G}_C)$  and  $\mathcal{V}(\vec{G}_C) \subseteq \mathcal{V}(G)$ . Suppose  $m \in \mathcal{V}(G)$  and  $m \notin \mathcal{V}(\vec{G}_C)$ . Then  $\hat{F}$  has no vertex of the form  $(\pm(\mathbf{e}_i - \mathbf{e}_m), \omega_{k_1, k_2}(\mathbf{e}_i - \mathbf{e}_m))$  for any  $i$ . Consequently, all points in  $C$  have 0 as  $m$ -th coordinate.  $C$  is therefore contained in the coordinate subspace orthogonal to  $\mathbf{e}_m$  and hence at most  $(n - 1)$ -dimensional. This contradicts with the assumption that  $C$  is full dimensional.

(iii) Suppose there is a vertex  $i$  such that  $\{i, k_1\}$  and  $\{i, k_2\}$  are both in  $\mathcal{E}(G)$ . Without loss of generality, we assume that  $\vec{G}_C$  contains a directed edge  $(i, k_1)$ . Then  $(\mathbf{e}_i - \mathbf{e}_{k_1}) \in C$

and

$$\begin{aligned}
0 &= \langle (\mathbf{e}_i - \mathbf{e}_{k_1}, \omega_{k_1, k_2}(\mathbf{e}_i - \mathbf{e}_{k_1})) , \hat{\boldsymbol{\alpha}} \rangle \\
&= \langle \mathbf{e}_i , \boldsymbol{\alpha} \rangle - \alpha_{k_1} + \omega_{k_1, k_2}(\mathbf{e}_i - \mathbf{e}_{k_1}) \\
&= \langle \mathbf{e}_i , \boldsymbol{\alpha} \rangle - \alpha_{k_2} + \omega_{k_1, k_2}(\mathbf{e}_i - \mathbf{e}_{k_2}) \\
&= \langle (\mathbf{e}_i - \mathbf{e}_{k_2}, \omega_{k_1, k_2}(\mathbf{e}_i - \mathbf{e}_{k_2})) , \hat{\boldsymbol{\alpha}} \rangle ,
\end{aligned}$$

since  $\alpha_{k_1} = \alpha_{k_2}$  (Corollary 1). Hence,  $(\mathbf{e}_i - \mathbf{e}_{k_2}) \in C$  and  $\vec{G}_C$  also contains the directed edge  $(i, k_2)$ .

(iv) Suppose  $G_C$  contains a cycle of length  $m$  containing edges  $i_1 \leftrightarrow i_2 \leftrightarrow \dots \leftrightarrow i_{m+1}$  with  $i_{m+1} = i_1$ . Let  $X$  be the largest subset of  $C$  for which  $G_X$  is this cycle, i.e.,  $X$  either contain both  $\pm(\mathbf{e}_{k_1} - \mathbf{e}_{k_2})$  or neither of them.

We first consider the case when  $\pm(\mathbf{e}_{k_1} - \mathbf{e}_{k_2}) \notin X$ . In this case,

$$(8) \quad X = \{ \lambda_r(\mathbf{e}_{i_r} - \mathbf{e}_{i_{r+1}}) \mid r = 1, \dots, m, \mathbf{e}_{i_1} = \mathbf{e}_{i_{m+1}}, \lambda_r \in \{-1, 1\} \} ,$$

where  $\lambda_1, \dots, \lambda_m \in \{\pm 1\}$  indicate the directions of the edges in  $\vec{G}_X$  (with  $\lambda_r = +1$  if  $(i_r, i_{r+1}) \in \mathcal{E}(\vec{G}_X)$  and  $\lambda_r = -1$  if  $(i_{r+1}, i_r) \in \mathcal{E}(\vec{G}_X)$ ). Corollary 1 implies that

$$(9) \quad -\langle \mathbf{e}_{i_r} - \mathbf{e}_{i_{r+1}} , \boldsymbol{\alpha} \rangle = \lambda_r \quad \text{for } r = 1, \dots, m.$$

Summing up these  $m$  equation, we obtain

$$(10) \quad 0 = \sum_{r=1}^m \lambda_r.$$

This implies that  $m$  is even, and hence,  $G_X$  is a balanced cycle.

We shall now consider the case when  $\pm(\mathbf{e}_{k_1} - \mathbf{e}_{k_2}) \in X$ . Without loss of generality, we let  $i_1 = k_1$  and  $i_m = k_2$ . Recall that by Lemma 2, a cell contains both  $\pm(\mathbf{e}_{k_1} - \mathbf{e}_{k_2})$ . Thus

$$(11) \quad X = \{ \lambda_r(\mathbf{e}_{i_r} - \mathbf{e}_{i_{r+1}}) \mid r = 1, \dots, m-1, \} \cup \{ \pm(\mathbf{e}_{k_1} - \mathbf{e}_{k_2}) \} ,$$

where  $\lambda_1, \dots, \lambda_m \in \{\pm 1\}$ , again, indicate the directions of the edges in  $\vec{G}_X$ . As in the previous case, by Corollary 1,

$$\begin{aligned}
(12) \quad & -\langle \mathbf{e}_{i_r} - \mathbf{e}_{i_{r+1}} , \boldsymbol{\alpha} \rangle = \lambda_r, \quad \text{for } r = 1, \dots, m-1, \\
& \langle \mathbf{e}_{i_1} - \mathbf{e}_{i_{m-1}} , \boldsymbol{\alpha} \rangle = \langle \mathbf{e}_{k_1} - \mathbf{e}_{k_2} , \boldsymbol{\alpha} \rangle = 0.
\end{aligned}$$

Summing up these  $m$  equations, we obtain

$$(13) \quad 0 = \sum_{k=r}^{m-1} \lambda_r,$$

which implies that  $m-1$  must be even and hence  $m$  itself must be odd. Recall that in this case, it is assumed that  $k_1 \leftrightarrow k_2$  is in  $G_X$ , therefore  $G_X$  is balanced.

(v) We construct a suitable fundamental cycle basis of  $G_C$  by taking a spanning tree of  $G_C$  that does not contain the edge  $\{k_1, k_2\}$ . Then using part (iv), we can see that such basis will contain at most one odd cycle, which is the fundamental cycle associated with the edge  $\{k_1, k_2\}$ .

□



(iv)  $\text{corank}(X)$  equals the cyclomatic number of  $G_X$ .

*Proof.* (i) First, we show that if  $G_X$  is not a forest ( $G_X$  contains a cycle), then  $X$  is affinely dependent. Since this cycle is also a subgraph of  $G_C$ , by Theorem 3 (iv), it must be a balanced cycle. Let  $X'$  be the largest subset of  $X$  for which  $G_X$  is this balanced cycle. It is sufficient to show that  $X' \subset X$  is dependent. We consider two cases.

In the cases where  $\pm(\mathbf{e}_{k_1} - \mathbf{e}_{k_2}) \notin X'$ ,  $m = |X'|$  is even and it is the size of the cycle  $G_{X'}$ . The cycle thus consist of edges  $i_1 \leftrightarrow \dots \leftrightarrow i_m \leftrightarrow i_1$  for some  $i_j \in \{0, \dots, n\}$ . As noted in (8),  $X'$  can be expressed as

$$\{\lambda_r(\mathbf{e}_{i_r} - \mathbf{e}_{i_{r+1}}) \mid r = 1, \dots, m, \mathbf{e}_{i_1} = \mathbf{e}_{i_{m+1}}, \lambda_r \in \{-1, 1\}\},$$

where  $\lambda_r$ 's indicates the orientations of the edges in  $\vec{G}_{X'}$  such that  $\sum_{r=1}^m \lambda_r = 0$ . We can see that

$$(14) \quad \sum_{r=1}^m \lambda_r \lambda_r (\mathbf{e}_{i_r} - \mathbf{e}_{i_{r+1}}) = \sum_{r=1}^m (\mathbf{e}_{i_r} - \mathbf{e}_{i_{r+1}}) = \mathbf{0}.$$

Therefore  $X'$  and hence  $X$  itself are affinely dependent.

In the cases where  $\pm(\mathbf{e}_{k_1} - \mathbf{e}_{k_2}) \in X'$ ,  $G_{X'}$  consists of edges  $i_1 \leftrightarrow \dots \leftrightarrow i_m \leftrightarrow i_1$  with  $i_1 = k_1$  and  $i_{m+1} = k_2$ . Then  $X'$  can be expressed as

$$\{\lambda_r(\mathbf{e}_{i_r} - \mathbf{e}_{i_{r+1}}) \mid r = 1, \dots, m-1, \lambda_r \in \{-1, 1\}\} \cup \{\pm(\mathbf{e}_{k_1} - \mathbf{e}_{k_2})\}$$

(See (11).) As in previous case,  $\sum_{k=1}^{m-1} \lambda_r = 0$ . We can verify that

$$(15) \quad \sum_{r=1}^m \lambda_r \lambda_r (\mathbf{e}_{i_r} - \mathbf{e}_{i_{r+1}}) + \left(-\frac{1}{2}\right) (\mathbf{e}_{k_1} - \mathbf{e}_{k_2}) + \frac{1}{2} (-\mathbf{e}_{k_1} + \mathbf{e}_{k_2}) = \mathbf{0}.$$

Therefore,  $X'$  and hence  $X$  are also dependent in this case.

Conversely, suppose that  $G_X$  is a forest, we want to show  $X$  is affinely independent. It is sufficient to consider the case where  $G_X$  is connected, i.e.,  $G_X$  is a tree. If  $\pm(\mathbf{e}_{k_1} - \mathbf{e}_{k_2}) \notin X$ , then by Theorem 3 (i),  $\vec{G}_X$  is a directed acyclic graph. Through topological ordering, we can re-index the nodes so that  $(i, j) \in \mathcal{E}(\vec{G}_X)$  implies  $i < j$  (or  $j = 0$ ). In this case, the matrix whose columns are  $(\mathbf{e}_i - \mathbf{e}_j, 1)$  for  $\mathbf{e}_i - \mathbf{e}_j \in X$  is lower triangular with  $\pm 1$  on the diagonal and therefore has rank  $|X|$ . Hence,  $\dim(X) = |X| - 1$ , and  $X$  is affinely independent.

On the other hand, if  $\pm(\mathbf{e}_{k_1} - \mathbf{e}_{k_2}) \in X$ , we can re-index the nodes so that  $k_1 = 0$ ,  $k_2 = 1$ , and  $(i, j) \in \mathcal{E}(\vec{G}_X)$  implies  $i < j$  (or  $j = 0$ ). In this case, the matrix whose columns are  $(\mathbf{e}_i - \mathbf{e}_j - \mathbf{e}_1)$  for  $\mathbf{e}_i - \mathbf{e}_j \in X \setminus \{\mathbf{e}_1\}$  is upper triangular with diagonal entries  $\pm 1$  or  $-2$ . This matrix therefore has rank  $|X| - 1$ . Hence,  $\dim(X) = |X| - 1$ , and  $X$  is affinely independent.

(ii) We now establish the equivalence between  $X$  being a circuit and  $G_X$  being a chordless cycle. For one direction, suppose  $X$  is a circuit, then  $X$  is dependent by definition. By part (i),  $G_X$  contains a cycle and the corresponding subset of points in  $X$  is dependent. However, the circuit  $X$ , being a minimal affinely dependent set, must be exactly this set. Therefore  $G_X$  is exactly this cycle.

Conversely, if  $X$  is not a circuit, then either  $X$  is affinely independent or  $X$  contains a proper affinely dependent subset  $X'$ . According to part (i),  $G_X$  is either a forest or it contains a strictly smaller cycle, and thus  $G_X$  is not a chordless cycle.

(iii) To compute  $\dim(X)$ , it is sufficient to take a maximal affinely independent subset  $X'$ . Furthermore, we can assume  $\pm(\mathbf{e}_{k_1} - \mathbf{e}_{k_2})$  are contained in  $X'$  if they are contained in  $X$ . By part (i),  $G_{X'}$  is a spanning forest of  $G_X$ . Therefore

$$\dim(X) = \dim(X') = \begin{cases} |V(G_{X'})| - m & \text{if } \pm(\mathbf{e}_{k_1} - \mathbf{e}_{k_2}) \in X' \\ |V(G_{X'})| - m - 1 & \text{otherwise} \end{cases}$$

which produces the desired equality.

(iv) We choose a spanning forest  $G_{X'}$  of  $G_X$  which contains the edge  $\{k_1, k_2\}$  if  $\pm(\mathbf{e}_{k_1}, \mathbf{e}_{k_2}) \in X$ . This produces the maximally independent subset  $X' \subseteq X$ . Thus,  $\dim X' = \dim X$ . Let  $\mu$  be the cyclomatic number of  $G_X$ . If  $\pm(\mathbf{e}_{k_1}, \mathbf{e}_{k_2}) \notin X$ , then

$$\begin{aligned} \mu &= |\mathcal{E}(G_X)| - |\mathcal{E}(G_{X'})| \\ &= |X| - |X'| \\ &= |X| - (\dim X' + 1) \\ &= \text{corank}(X). \end{aligned}$$

Similarly, if  $\pm(\mathbf{e}_{k_1}, \mathbf{e}_{k_2}) \in X$ , then

$$\mu = |\mathcal{E}(G_X)| - |\mathcal{E}(G_{X'})| = (|X| + 1) - (|X'| + 1) = \text{corank}(X).$$

□

**Remark 4.** To highlight the necessity of the restriction in Theorem 4 that the subset of a cell in question must contain both  $\pm(\mathbf{e}_{k_1} - \mathbf{e}_{k_2})$  or none of them, we consider a subset  $X$  of a cell that include exactly one of the points  $\pm(\mathbf{e}_{k_1} - \mathbf{e}_{k_2})$  for which  $G_X$  is a chordless cycle. We can verify that  $X$  is affinely independent, in contrast with the result in Theorem 4 part (i).

For a corank-1 subset  $X$  of a cell  $C \in \mathcal{D}_{k_1, k_2}$  which satisfies the condition that  $X$  contains either both  $\pm(\mathbf{e}_{k_1} - \mathbf{e}_{k_2})$  or none of them, the graph  $G_X$  contains a unique chordless cycle. By Theorem 3 (iv), this cycle must be balanced in the sense that the set of corresponding directed edges is partitioned into equal halves having opposite orientations (Remark 3). From this observation, we can derive signature of such corank-1 subset.

**Corollary 4.** Let  $X$  be a corank-1 subset of  $C \in \mathcal{D}_{k_1, k_2}$  such that  $X$  contains either both  $\pm(\mathbf{e}_{k_1} - \mathbf{e}_{k_2})$  or none of them, let  $m$  be the circumference of  $G_X$ , then the signature of  $X$  is  $(\lceil \frac{m}{2} \rceil, \lceil \frac{m}{2} \rceil, |X| - 2\lceil \frac{m}{2} \rceil)$ .

*Proof.* By Theorem 4 (iv),  $X$  contains a unique chordless cycle, which is balanced. Let  $X' \subseteq X$  be the maximum subset for which  $G_{X'}$  is this cycle, then  $X'$  is a circuit, by Theorem 4 (ii). As shown in (14) and (15), exactly half of coefficients of affine dependence for  $X'$  are positive, while another half are negative. Moreover, and the points  $\pm(\mathbf{e}_{k_1} - \mathbf{e}_{k_2})$ , if present, have coefficients with opposite signs. Therefore, the signature of the circuit  $X'$  is  $(\frac{|X'|}{2}, \frac{|X'|}{2}, 0)$ . The signature of  $X$  is thus  $(\frac{|X'|}{2}, \frac{|X'|}{2}, |X \setminus X'|)$ . Let  $m$  be the circumference of  $G_X$ , then

$$m = |\mathcal{E}(G_{X'})| = \begin{cases} |X'|, & \pm(\mathbf{e}_{k_1} - \mathbf{e}_{k_2}) \notin X' \\ |X'| - 1, & \pm(\mathbf{e}_{k_1} - \mathbf{e}_{k_2}) \in X'. \end{cases}$$

Thus  $\frac{|X'|}{2} = \lceil \frac{m}{2} \rceil$ , and the desired result follows immediately.  $\square$

**Remark 5.** *It is worth interpreting the above result from the viewpoint of Radon's Theorem [17], which states that a circuit  $X \subset \mathbb{R}^n$  can always be partitioned into two disjoint sets  $X^+$  and  $X^-$  whose convex hulls have a nonempty intersection. The observation above shows that if  $\pm(\mathbf{e}_{k_1} - \mathbf{e}_{k_2})$  are both contained in a circuit  $X$  in a cell  $C \in \mathcal{D}_{k_1, k_2}$ , then the two points are separated by Radon's partition.*

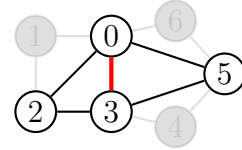
Theorem 4 lays out properties of subsets of a cell. Viewing a cell  $C \in \mathcal{D}_{k_1, k_2}$  as a subset of itself, which according to Lemma 2 satisfies the condition that  $\pm(\mathbf{e}_{k_1} - \mathbf{e}_{k_2}) \in C$ , we derive the properties of a cell  $C$ .

**Corollary 5.** *Let  $C \in \mathcal{D}_{k_1, k_2}$  then*

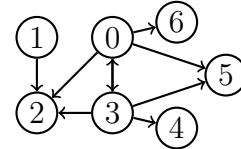
- (i)  *$C$  is simplicial if and only if  $G_C$  is a spanning tree.*
- (ii)  *$C$  is dependent if and only if  $G_C$  contains a balanced cycle.*
- (iii)  *$C$  is a circuit if and only if  $G_C$  is a chordless cycle.*
- (iv) *The corank of  $C$  equals the cyclomatic number of  $G_C$ .*

Combining part (iv) of the above corollary and Theorem 3 (iv), we can conclude that the corank of a cell is bounded by the maximum cyclomatic number of any balanced subgraph of  $G$ , which we call balanced circuit rank (Definition 3). The graph  $G$  shown in Figure 2a, for example, has a balanced subgraph with cyclomatic number 2. See Figure 5a. In fact, it is the maximum cyclomatic number any balanced subgraph of  $G$  can have. Therefore, we expect the maximum corank of cells in  $\mathcal{D}_{0,3}$  to be no more than 2.

Interestingly, this upper bound on corank is also attainable. Figure 5b shows the directed cell subgraph associated with a cell in  $\mathcal{D}_{0,3}(G)$  derived from the running example in Figure 2a. This cell, containing 9 points in  $\mathbb{R}^6$ , is of corank 2, which matches the maximum possible corank. In the following, we show that this maximum possible corank, given by the balanced circuit rank of the graph, is always attainable.



(A) A balanced subgraph containing two cycles of the graph in Figure 2a



(B) The cell subgraph of a corank-2 cell.

FIGURE 5. Maximum corank.

**Theorem 5.** *The maximum corank of cells in  $\mathcal{D}_{k_1, k_2}(G)$  is the balanced circuit rank of  $G$ .*

*Proof.* Let  $\mu$  be the balanced circuit rank of  $G$  (Definition 3). Then by Theorem 3 (iv), for any cell  $C$ ,  $G_C$  is a balanced subgraph of  $G$ . Hence,  $G_C$  has a cyclomatic number at most  $\mu$ , and by Theorem 4 (iv),  $\text{corank}(C) \leq \mu$ .

For the converse, we assume that there exists a balanced subgraph  $G_S$  of  $G$  with a cyclomatic number strictly greater than  $\mu$ . We want to show that there exists a cell  $C$  with  $\text{corank}(C) > \mu$ . Let  $T$  be a spanning tree of  $G$  containing the edge  $\{k_1, k_2\}$ . We will construct a subset  $X$  of the vertices of  $\nabla_G$  such that  $G_X = T$ , and points of  $X$  form a basis of a cell in  $\mathcal{D}_{k_1, k_2}$ .

Taking  $k_1$  to be the root, for any  $i \in \mathcal{V}(G) \setminus \{k_1, k_2\}$ , the spanning tree  $T$  contains a unique path  $k_1 \leftrightarrow i_1 \leftrightarrow \dots \leftrightarrow i_{r-1} \leftrightarrow i_r = i$  of length  $r$ . Thus the map

$$\rho(i) = \begin{cases} (-1)^{r-1} (\mathbf{e}_{i_r} - \mathbf{e}_{i_{r-1}}) & \text{if } i_1 = k_2, \\ (-1)^r (\mathbf{e}_{i_r} - \mathbf{e}_{i_{r-1}}) & \text{otherwise} \end{cases}$$

gives rise to a well-defined function  $\rho : \mathcal{V}(G) \setminus \{k_1, k_2\} \rightarrow \nabla_G$ . With this, we define

$$X = \{\rho(i) \mid i \in \mathcal{V}(G) \setminus \{k_1, k_2\}\} \cup \{\pm(\mathbf{e}_{k_1} - \mathbf{e}_{k_2})\}.$$

That is, along the the unique path in  $T$  between  $k_1$  and any node  $i$  except  $k_2$ ,  $X$  contains the points representing directed edges along this path with alternating orientations. By this construction,  $G_X = T$ ,  $|X| = n + 1$ , and  $X$  form a simplex in  $\nabla_G$ . Therefore there is a unique vector  $\alpha \in \mathbb{R}^n$  such that

$$(16) \quad \begin{aligned} \langle \mathbf{x}, \alpha \rangle + 1 &= 0 \quad \text{for each } \mathbf{x} \in X \setminus \{\pm(\mathbf{e}_{k_1} - \mathbf{e}_{k_2})\}, \text{ and} \\ \langle \mathbf{x}, \alpha \rangle + 0 &= 0 \quad \text{for } \mathbf{x} = \pm(\mathbf{e}_{k_1} - \mathbf{e}_{k_2}). \end{aligned}$$

In other words, each point in  $X$  satisfies the equation  $\langle \bullet, \alpha \rangle + \omega_{k_1, k_2}(\bullet) = 0$ .

We can see for any  $\mathbf{x} \in X \setminus \{\pm(\mathbf{e}_{k_1} - \mathbf{e}_{k_2})\}$ ,

$$\langle -\mathbf{x}, \alpha \rangle + 1 = -\langle \mathbf{x}, \alpha \rangle + 1 = 2 > 0.$$

Therefore points in  $-X$  satisfy the inequality  $\langle \bullet, \alpha \rangle + \omega_{k_1, k_2}(\bullet) \geq 0$ .

For any point  $\mathbf{e}_i - \mathbf{e}_{i'}$  not in  $X$  or  $-X$ , the corresponding edge  $\{i, i'\}$  is not in  $T$ . But  $T$  is a spanning tree, so  $i$  and  $i'$  are connected through a unique path  $i = i_1 \leftrightarrow \dots \leftrightarrow i_m = i'$  that is contained in  $T$ . By construction,  $G_X = T$ , thus there are  $\lambda_1, \dots, \lambda_m \in \{\pm 1\}$ , representing the orientation of the directed edges, such that  $\lambda_j(\mathbf{e}_{i_j} - \mathbf{e}_{i_{j+1}}) \in X$  for  $j = 1, \dots, m-1$ . Moreover,  $\lambda_1, \dots, \lambda_m$  carry alternating signs, except for those associated with  $\pm(\mathbf{e}_{k_1} - \mathbf{e}_{k_2})$ . We can verify that if  $\{k_1, k_2\}$  is on this path, then

$$\begin{aligned} \mathbf{e}_{i_1} - \mathbf{e}_{i_m} &= \lambda_1 \lambda_1 (\mathbf{e}_{i_1} - \mathbf{e}_{i_2}) + \dots + \frac{1}{2}(\mathbf{e}_{k_1} - \mathbf{e}_{k_2}) + \left(-\frac{1}{2}\right)(-\mathbf{e}_{k_1} + \mathbf{e}_{k_2}) + \dots + \\ &\quad \lambda_{m-1} \lambda_{m-1} (\mathbf{e}_{i_{m-1}} - \mathbf{e}_{i_m}). \end{aligned}$$

Otherwise, we have

$$\mathbf{e}_{i_1} - \mathbf{e}_{i_m} = \lambda_1 \lambda_1 (\mathbf{e}_{i_1} - \mathbf{e}_{i_2}) + \dots + \lambda_{m-1} \lambda_{m-1} (\mathbf{e}_{i_{m-1}} - \mathbf{e}_{i_m}).$$

In either case, by linearity and (16),

$$\langle \mathbf{e}_i - \mathbf{e}_{i'}, \alpha \rangle = \langle \mathbf{e}_{i_1} - \mathbf{e}_{i_m}, \alpha \rangle = - \sum_{j \in J_{i, i'}} \lambda_j,$$

where  $J_{i, i'}$  are the indices  $j \in \{1, \dots, m\}$  for which  $\{i_j, i_{j+1}\} \neq \{k_1, k_2\}$ . By assumption,  $\lambda_1, \dots, \lambda_m$  carry alternating sign pattern, thus the above sum must be in  $\{-1, 0, +1\}$ . Consequently,

$$(17) \quad \langle \mathbf{e}_i - \mathbf{e}_{i'}, \alpha \rangle + 1 \geq 0.$$

We can thus conclude that every vertex of  $\nabla_G$  outside  $\pm X$  also satisfy the inequality  $\langle \bullet, \alpha \rangle + \omega_{k_1, k_2}(\bullet) \geq 0$ . In other words, the equation  $\langle \bullet, \alpha \rangle + \omega_{k_1, k_2}(\bullet) = 0$  defines a supporting hyperplane for  $\hat{\nabla}_G$ , and hence there is a unique cell  $C \in \mathcal{D}_{k_1, k_2}$  that contains  $X$ . We shall now show that this cell has corank strictly greater than  $\mu$ .

We fix an edge  $\{i, i'\} \in \mathcal{E}(G_S)$  that belongs to a cycle in  $G_S$ . Without loss of generality, we assume that this cycle is a fundamental cycle formed by  $\{i, i'\}$  with respect to  $T$ , i.e., it is formed by  $\{i, i'\}$  together with a unique path  $i = i_1 \leftrightarrow \dots \leftrightarrow i_m = i'$  in  $T$ . Let  $\lambda_1, \dots, \lambda_m \in \{\pm 1\}$  be the coefficients representing orientations as described above. Since  $G_S$  is assumed to be balanced, this cycle must be balanced. That is, either this cycle is an odd cycle which contains  $\{k_1, k_2\}$  or it is an even cycle which does not contain  $\{k_1, k_2\}$ . Thus  $J_{i, i'} = \{j \in \{1, \dots, m\} \mid \{i_j, i_{j+1}\} \neq \{k_1, k_2\}\}$  contains an odd number of indices. Following from (4),

$$\langle \mathbf{e}_i - \mathbf{e}_{i'}, \boldsymbol{\alpha} \rangle = - \sum_{j \in J_{i, i'}} \lambda_j = \pm 1.$$

Then either

$$\langle \mathbf{e}_i - \mathbf{e}_{i'}, \boldsymbol{\alpha} \rangle + 1 = 0 \quad \text{or} \quad \langle \mathbf{e}_{i'} - \mathbf{e}_i, \boldsymbol{\alpha} \rangle + 1 = 0.$$

Consequently, exactly one point in  $\{\pm(\mathbf{e}_i - \mathbf{e}_{i'})\}$  is in the cell  $C$  but not in  $X$ .

Since the cyclomatic number of  $G_S$  is strictly greater than  $\mu$ , there are strictly more than  $\mu$  choices of  $\{i, i'\} \in \mathcal{E}(G_S) \setminus \mathcal{E}(T)$ . Therefore  $|C \setminus X| > \mu$ . Recall that  $X$  itself is full-dimensional, thus  $\text{corank}(C) > \mu$ .  $\square$

Applying the above theorem to trees and even cycles, which have no balanced cycles, and odd cycles, which have balanced circuit rank of 1, the following results can be derived immediately.

**Proposition 1.** *Let  $G$  be a tree graph and  $e = \{k_1, k_2\}$  be an edge in  $G$ . Then any cell  $C$  in the edge contraction subdivision  $\mathcal{D}_{k_1, k_2}$  is simplicial.*

**Proposition 2.** *Let  $G$  be a cycle graph with an even number of vertices, let  $e = \{k_1, k_2\}$  be an edge in  $G$ . Then the edge contraction subdivision  $\mathcal{D}_{k_1, k_2}$  is a triangulation.*

**Proposition 3.** *Let  $G$  be a cycle graph with an odd number of vertices, let  $e = \{k_1, k_2\}$  be an edge in  $G$ . Then every cell  $C$  in the edge contraction subdivision  $\mathcal{D}_{k_1, k_2}$  is a circuit.*

We now proceed to the volume computation problem. As noted earlier, the normalized volume of  $\nabla_G$  is an important property that has found applications in the study of Kuramoto networks. Since  $\mathcal{D}_{k_1, k_2}$  form a subdivision of the polytope  $\nabla_G$ , the normalized volume of  $\nabla_G$  can be computed as the sum of the normalized volume of the cells in this subdivision. While the problem of computing the normalized volume of an arbitrary cell may be difficult, we shall show, in the following, that the normalized volume of cells of small coranks can be computed directly.

**Theorem 6.** *Let  $\mathcal{D}_{k_1, k_2}$  be an edge contraction subdivision (as in Definition 1), and let  $C \in \mathcal{D}_{k_1, k_2}$  be a cell.*

(i) *If  $C$  is of corank-0, then*

$$\text{nvol}(C) = 2.$$

(ii) *If  $C$  is of corank 1, then*

$$\text{nvol}(C) = m$$

*where  $m$  is the circumference of  $G_C$ .*

(iii) If  $C$  is of corank 2, and hence  $G_C$  contains two chordless cycles of size  $m_1$  and  $m_2$  respectively with at least one of them even, then

$$\text{nvol}(C) = \frac{m_1 m_2}{2} - 2\gamma\delta,$$

where  $\gamma$  and  $\delta$  are the numbers of directed edges shared by the two chordless cycles in the two directions respectively.

*Proof.* (i) To simplify the notation, we can assume  $k_1 = 0$  and  $k_2 = n$ . Suppose  $C$  is simplicial, then by Corollary 3,  $C$  is associated to a simplicial facet  $F'$  of the polytope  $\nabla_{G'}$ , where  $G' = G \parallel \{0, n\}$ . That is,  $F' = \text{conv}\{\mathbf{a}_1, \dots, \mathbf{a}_{n-1}\}$  for some  $\mathbf{a}_1, \dots, \mathbf{a}_{n-1} \in \phi(\mathcal{E}(G')) \subset \mathbb{R}^{n-1}$ . Moreover, the projection of vertices in  $C$  into  $\mathbb{R}^{n-1}$  are exactly the points  $\mathbf{0}, \mathbf{a}_1, \dots, \mathbf{a}_{n-1}$ . Therefore,

$$\text{nvol}(C) = \left| \det \begin{bmatrix} \mathbf{a}_1^\top & 1 \\ \vdots & \vdots \\ \mathbf{a}_{n-1}^\top & 1 \\ & 2\mathbf{e}_n^\top \end{bmatrix} \right| = 2 \left| \det \begin{bmatrix} \mathbf{a}_1^\top \\ \vdots \\ \mathbf{a}_{n-1}^\top \end{bmatrix} \right|,$$

which is precisely  $2 \cdot \text{nvol}_{k-1}(F')$ . As shown in [2, 5], a simplicial facet of an adjacency polytope has normalized volume 1, which produces the desired equality.

(ii) Suppose  $C$  is of corank 1, by Theorem 4 parts (ii) and (iv), there is a unique circuit  $X \subseteq C$  which contains either both  $\pm(\mathbf{e}_{k_1} - \mathbf{e}_{k_2})$  or none them and which corresponds to a unique chordless cycle  $G_X$  in  $G_C$ . Let  $m$  be the size of this cycle which will also be the circumference of  $G_C$ . Let  $C^+$  be the subset of  $C$  contributing to the  $\sigma_+$  in the signature of  $C$ , then as stated in Corollary 4,  $C^+ \subset X$  and  $|C^+| = \lceil \frac{m}{2} \rceil$ . We consider the triangulation [8, Proposition 1.2] of  $C$  given by

$$D = \{C \setminus \{\mathbf{c}\} \mid \mathbf{c} \in C^+\},$$

which contains  $\lceil \frac{m}{2} \rceil$  elements that will be referred to as subcells.

If  $\pm(\mathbf{e}_{k_1} - \mathbf{e}_{k_2}) \notin X$  then  $m$  is even and every  $C' \in D$  must contain  $\pm(\mathbf{e}_{k_1} - \mathbf{e}_{k_2})$ . By the previous part,  $\text{nvol}(C') = 2$ . Thus

$$\text{nvol}(C) = \sum_{C' \in D} \text{nvol}(C') = \left\lceil \frac{m}{2} \right\rceil \cdot 2 = \frac{m}{2} \cdot 2 = m.$$

On the other hand, if  $\pm(\mathbf{e}_{k_1} - \mathbf{e}_{k_2}) \in X$ , then  $m$  is odd, and by Corollary 4, only one of the points  $\pm(\mathbf{e}_{k_1} - \mathbf{e}_{k_2})$  is in  $C^+$ . Without loss of generality, we can assume  $\mathbf{e}_{k_1} - \mathbf{e}_{k_2} \in C^+$ . In this case,

$$D = \{C \setminus \{\mathbf{c}\} \mid \mathbf{c} \in C^+ \setminus \{\mathbf{e}_{k_1} - \mathbf{e}_{k_2}\}\} \cup \{C \setminus \{\mathbf{e}_{k_1} - \mathbf{e}_{k_2}\}\}.$$

As in the above case,  $\text{nvol}(C \setminus \{\mathbf{c}\}) = 2$  for  $\mathbf{c} \neq \mathbf{e}_{k_1} - \mathbf{e}_{k_2}$  by the previous part. On the other hand,  $\text{nvol}(C \setminus \{\mathbf{e}_{k_1} - \mathbf{e}_{k_2}\}) = 1$ . Therefore

$$\text{nvol}(C) = \sum_{\mathbf{c} \in C^+ \setminus \{\mathbf{e}_{k_1} - \mathbf{e}_{k_2}\}} \text{nvol}(C \setminus \{\mathbf{c}\}) + \text{nvol}(C \setminus \{\mathbf{e}_{k_1} - \mathbf{e}_{k_2}\}) = \frac{m-1}{2} \cdot 2 + 1 = m$$

(iii) Suppose  $C$  is of corank 2, then by Theorem 4 (iv) and Theorem 3 (v),  $G_C$  contains two chordless cycles at least one of which is even. Let  $C_1$  and  $C_2$  be the maximum subsets of  $C$  representing the edges in these two cycles, and let  $m_1 = |\mathcal{E}(G_{C_1})|$  and  $m_2 = |\mathcal{E}(G_{C_2})|$

with  $\pm(\mathbf{e}_{k_1} - \mathbf{e}_{k_2}) \notin C_2$  and  $m_2$  being even. We will construct a regular subdivision for  $C$  itself. Fixing any point  $\mathbf{a} \in C_2 \setminus C_1$ , We consider the lifting function  $\omega_{C,\mathbf{a}} : C \rightarrow \mathbb{Z}$  given by

$$\omega_{C,\mathbf{a}}(\mathbf{c}) = \begin{cases} 1 & \text{if } \mathbf{c} = \mathbf{a}, \\ 0 & \text{otherwise,} \end{cases}$$

which induces a proper subdivision of the cell  $C$  itself. Cells in this subdivision, which correspond to lower facets of  $\text{conv}\{(\mathbf{c}, \omega_{C,\mathbf{a}}(\mathbf{c})) \mid \mathbf{c} \in C\}$ , will be referred to as the subcells of  $C$ . Since  $C$  is of corank 2, proper subcells of  $C$  are either of corank 1 or 0. We shall enumerate all the subcells in this subdivision.

For convenience, a point  $\mathbf{b}$  is referred to as being positively oriented if it represents an edge which has the same orientation as  $\mathbf{a}$  in some common (undirected) cycle of  $G_C$  that contains both. We first investigate all possible corank-1 subcells  $C'$  of  $C$ , which must be of the form  $C' = C \setminus \{\mathbf{b}\}$  for some  $\mathbf{b} \in C$ . Let  $(\boldsymbol{\alpha}, h) \in \mathbb{R}^{n+1}$  be the unique vector such that  $C'$  consists of all points  $\mathbf{c} \in C$  for which  $\langle \mathbf{c}, \boldsymbol{\alpha} \rangle + \omega_{C,\mathbf{a}}(\mathbf{c}) = h$ . That is,  $\langle \bullet, (\boldsymbol{\alpha}, 1) \rangle = h$  defines the supporting hyperplane for the lower facet of  $\text{conv}\{(\mathbf{c}, \omega_{C,\mathbf{a}}(\mathbf{c})) \mid \mathbf{c} \in C\}$  whose projection is  $C'$ .

We will first show it is necessary that  $\mathbf{b} \in C_2 \setminus C_1$ . If  $\mathbf{b} \notin C_1 \cup C_2$ , then  $G_{C'}$  contains two chordless cycles, and by Theorem 4 (iv),  $C_1 \cup C_2$  and consequently  $C'$  are of corank-2, which contradicts to our assumption. If, on the other hand,  $\mathbf{b} \in C_1$ , then we can express  $\mathbf{b}$  as an affine combination

$$\mathbf{b} = \lambda_1 \mathbf{c}_1 + \cdots + \lambda_{m_1} \mathbf{c}_{|C_1|-1},$$

where  $\sum_i \lambda_i = 1$  and  $\{\mathbf{c}_1, \dots, \mathbf{c}_{|C_1|-1}\} = C_1 \setminus \{\mathbf{b}\} \subset C'$ . Then

$$\langle \mathbf{b}, \boldsymbol{\alpha} \rangle = \lambda_1 \langle \mathbf{c}_1, \boldsymbol{\alpha} \rangle + \cdots + \lambda_{|C_1|-1} \langle \mathbf{c}_{|C_1|-1}, \boldsymbol{\alpha} \rangle = (\lambda_1 + \cdots + \lambda_{|C_1|-1}) h = h,$$

which implies that  $\mathbf{b} \in C'$  and contradicts with our assumption that  $C' = C \setminus \{\mathbf{b}\}$ . The only possibility left is  $\mathbf{b} \in C_2 \setminus C_1$ .

We will now show that, under this assumption,  $C' = C \setminus \{\mathbf{b}\}$  is a corank-1 subcell of  $C$  if and only if  $\mathbf{b}$  is positively oriented. This is equivalent to the statement that  $(\mathbf{b}, 0)$  is the only point in  $\text{conv}\{(\mathbf{c}, \omega_{C,\mathbf{a}}(\mathbf{c})) \mid \mathbf{c} \in C\}$  that is strictly above the supporting hyperplane defined by  $\langle \bullet, (\boldsymbol{\alpha}, 1) \rangle = h$  if and only if  $\mathbf{b}$  is positively oriented. First, we note that  $G_{C'}$  is a connected spanning subgraph of  $G$ , and  $\vec{G}_{C'}$  contains both directed edges  $(k_1, k_2)$  and  $(k_2, k_1)$ . Thus, we can conclude that  $h = \langle \pm(\mathbf{e}_{k_1} - \mathbf{e}_{k_2}), \boldsymbol{\alpha} \rangle$  must be zero. That is, for all  $\mathbf{c} \in C'$ ,

$$\langle \mathbf{c}, \boldsymbol{\alpha} \rangle = \begin{cases} -1 & \text{if } \mathbf{c} = \mathbf{a}, \\ 0 & \text{otherwise.} \end{cases}$$

Since  $C'$  contains  $C_2 \setminus \{\mathbf{b}\}$ , and  $G_{C_2}$  is an even cycle, there are  $\lambda_{\mathbf{b}}, \lambda_1, \lambda_2, \dots, \lambda_{m_2-1} \in \{-1, 1\}$  which sum to exactly 0 such that

$$-\lambda_{\mathbf{b}} \mathbf{b} = \lambda_1 \mathbf{c}_1 + \lambda_2 \mathbf{c}_2 + \cdots + \lambda_{m_2-1} \mathbf{c}_{m_2-1},$$

where  $\mathbf{c}_1, \mathbf{c}_2, \dots, \mathbf{c}_{m_2-1}$  represent the rest of the edges on the cycle  $G_{C_2}$ . The choices of  $\{\lambda_i\}_{i=1}^{m_2-1}$  are unique up to a uniform change of signs. Without loss of generality, we can

choose  $\lambda_i = 1$  if  $\mathbf{c}_i = \mathbf{a}$  in the case  $\mathbf{b} \neq \mathbf{a}$ . Then

$$\langle \mathbf{b}, \boldsymbol{\alpha} \rangle + \omega_{C,\mathbf{a}}(\mathbf{b}) = -\lambda_{\mathbf{b}} \sum_{i=1}^{m_2-1} \lambda_i \langle \mathbf{c}_i, \boldsymbol{\alpha} \rangle + \omega_{C,\mathbf{a}}(\mathbf{b}) = \begin{cases} \lambda_{\mathbf{b}} & \text{if } \mathbf{b} \neq \mathbf{a}, \\ 1 & \text{if } \mathbf{b} = \mathbf{a}. \end{cases}$$

Consequently, the condition  $\langle (\mathbf{b}, \omega_{C,\mathbf{a}}(\mathbf{b}), (\boldsymbol{\alpha}, 1)) \rangle > 0$  is equivalent to the condition that either  $\mathbf{b} = \mathbf{a}$  or  $\lambda_{\mathbf{b}} > 0$ . These two cases can be combined into the condition that  $\mathbf{b}$  is positively oriented (including the case  $\mathbf{b} = \mathbf{a}$ ). Therefore  $C' = C \setminus \{\mathbf{b}\}$  is a corank-1 subcell of  $C$  in the regular subdivision induced by  $\omega_{C,\mathbf{a}}$  if and only if  $\mathbf{b} \in C_2 \setminus C_1$  is positively oriented.

The number of choices for  $\mathbf{b}$  that satisfy this description is  $\frac{m_2}{2} - \gamma$ , where  $\gamma$  is the number of positively oriented points in  $C_1 \cap C_2$ . By the previous part, the normalized volume of each subcell is  $m_1$ . The contribution of corank-1 subcells to  $\text{nvol}(C)$  is therefore

$$(18) \quad m_1 \left( \frac{m_2}{2} - \gamma \right).$$

It is also possible to have corank-0 subcells in the regular subdivision induced by  $\omega_{C,\mathbf{a}}$ . Suppose there is a corank-0 subcell  $T$ . We can see that  $\mathbf{a}$  must be in  $T$  since any subset of  $C \setminus \{\mathbf{a}\}$  must be contained in a corank-1 subcell described above. As in the previous case, we still let  $(\boldsymbol{\alpha}, h) \in \mathbb{R}^{n+1}$  be the unique vector such that  $T$  consists of all points  $\mathbf{c} \in C$  such that  $\langle \mathbf{c}, \boldsymbol{\alpha} \rangle + \omega_{C,\mathbf{a}} = h$ . In particular,  $(\boldsymbol{\alpha}, h)$  satisfies equations

$$\langle \mathbf{c}, \boldsymbol{\alpha} \rangle = \begin{cases} h - 1 & \text{if } \mathbf{c} = \mathbf{a}, \\ h & \text{otherwise,} \end{cases}$$

for all  $\mathbf{c} \in T$ . By definition,  $\dim T = n$  and  $|T| = n + 1 = |C| - 2$ . In particular, there are distinct  $\mathbf{b}_1, \mathbf{b}_2 \in C$  such that  $T = C \setminus \{\mathbf{b}_1, \mathbf{b}_2\}$ . Moreover,  $T$  must be affinely independent, so  $T$  cannot contain dependent sets  $C_1$  or  $C_2$ . Consequently,  $C_1 \setminus T, C_2 \setminus T \neq \emptyset$ . Without loss of generality, assume  $\mathbf{b}_1 \in C_1 \setminus T$  and  $\mathbf{b}_2 \in C_2 \setminus T$ . We will show that it is necessary that  $\mathbf{b}_1 \in C_1 \setminus C_2$  and  $\mathbf{b}_2 \in C_1 \cap C_2$ .

First, suppose  $\mathbf{b}_1, \mathbf{b}_2 \in C_1 \cap C_2$ , then  $T$  contains  $\pm(\mathbf{e}_{k_1} - \mathbf{e}_{k_2})$ , and  $G_T$  still contains a cycle. By Theorem 4 (i),  $T$  must be affinely dependent, which contradicts with our assumption. Now suppose  $\mathbf{b}_1 \in C_1$  and  $\mathbf{b}_2 \in C_2 \setminus C_1$ , then

$$\mathbf{b}_1 = \begin{cases} \lambda_1 \mathbf{c}_1 + \cdots \lambda_{m_1} \mathbf{c}_{m_1} & \text{if } \{\pm(\mathbf{e}_{k_1} - \mathbf{e}_{k_2})\} \subset C_1, \\ \lambda_2 \mathbf{c}_2 + \cdots \lambda_{m_1} \mathbf{c}_{m_1} & \text{otherwise,} \end{cases}$$

where  $\lambda_k$ 's sum to 1, and  $\mathbf{c}_k$ 's represent the edges in  $G_{C_1 \setminus \{\mathbf{b}_1\}}$ . Then, in both cases,

$$\langle \mathbf{b}_1, \boldsymbol{\alpha} \rangle = h.$$

Thus  $\mathbf{b}_1 \in T$  by definition, which also contradict with our assumptions. We can see that the only possibilities left are those with  $\mathbf{b}_1 \in C_1 \setminus C_2$  and  $\mathbf{b}_2 \in C_1 \cap C_2$ . In particular, this implies that there would be no corank-0 subcells if  $C_1 \cap C_2 = \emptyset$ .

We shall now show that under this assumption ( $\mathbf{b}_1 \in C_1 \setminus C_2$  and  $\mathbf{b}_2 \in C_1 \cap C_2$ ),  $T = C \setminus \{\mathbf{b}_1, \mathbf{b}_2\}$  is a subcell of corank 0 if and only both points are positively oriented. First, note that  $G_T$  contains no cycles, so by Theorem 4 (i),  $T$  is affinely independent. Moreover,  $|T| = |C| - 2 = n + 1$ , thus  $T$  is full-dimensional. Since both edges represented by  $\mathbf{a}$  and  $\mathbf{b}_2$

are contained in the chordless cycle  $G_{C_2}$ , we can express  $\mathbf{b}_2$  as an affine combination of the form

$$\mathbf{b}_2 = \lambda \mathbf{a} + \lambda_2 \mathbf{c}_2 + \cdots + \lambda_{m_2-1} \mathbf{c}_{m_2-1},$$

where  $\lambda + \lambda_2 + \cdots + \lambda_{m_2-1} = 1$  and  $\mathbf{a}, \mathbf{c}_2, \dots, \mathbf{c}_{m_2-1}$  represent the rest of the edges of the cycle  $G_{C_2}$ . Then, as in the case above,

$$\begin{aligned} \langle \mathbf{b}_2, \boldsymbol{\alpha} \rangle &= \lambda \langle \mathbf{a}, \boldsymbol{\alpha} \rangle + \lambda_2 \langle \mathbf{c}_2, \boldsymbol{\alpha} \rangle + \cdots + \lambda_{m_2-1} \langle \mathbf{c}_{m_2-1}, \boldsymbol{\alpha} \rangle \\ &= \lambda(h-1) + \lambda_2 \cdot h + \cdots + \lambda_{m_2-1} \cdot h \\ &= (\lambda + \lambda_2 + \cdots + \lambda_{m_2-1}) \cdot h - \lambda \\ &= h - \lambda, \end{aligned}$$

which is strictly greater than  $h$  if and only if  $\lambda < 0$ . This condition is equivalent to the condition that  $\mathbf{b}_2$  is positively oriented.

Since the cycles  $G_{C_1}$  and  $G_{C_2}$  share at least one edge represented by  $\mathbf{b}_2$ , we can see that edges represented by  $\mathbf{b}_1$  and  $\mathbf{a}$  are also contained in a common cycle. By the same argument, we can also conclude that  $\langle \mathbf{b}_1, \boldsymbol{\alpha} \rangle + \omega_{C,\mathbf{a}}(\mathbf{b}_1) > h$  if and only if  $\mathbf{b}_1$  is positively oriented.

That is, both  $(\mathbf{b}_1, 0)$  and  $(\mathbf{b}_2, 0)$  will lie above the hyperplane defined by  $\langle \bullet, (\boldsymbol{\alpha}, 1) \rangle = h$ , if and only if both  $\mathbf{b}_1$  and  $\mathbf{b}_2$  are positively oriented. Under this condition,  $T = C \setminus \{\mathbf{b}_1, \mathbf{b}_2\}$  is a corank-0 subcell of  $C$  induced by the lifting  $\omega_{C,\mathbf{a}}$ .

In terms of their contributions to the normalized volume of  $C$ , corank-0 subcells, if exist, come in two different types.

The first type of corank-0 subcells are subcells  $T = C \setminus \{\mathbf{b}_1, \mathbf{b}_2\}$  with positively oriented  $\mathbf{b}_1 \in C_1 \setminus C_2$  and  $\mathbf{b}_2 \in C_1 \cap C_2$  for which  $\pm(\mathbf{e}_{k_1} - \mathbf{e}_{k_2}) \notin T$ . As shown above,  $\text{nvol}(T) = 1$ . Since either  $\pm(\mathbf{e}_{k_1} - \mathbf{e}_{k_2})$  are not in  $C_2$ , it is necessary to choose  $\mathbf{b}_1 \in \{\pm(\mathbf{e}_{k_1} - \mathbf{e}_{k_2})\}$  and the choice is unique if  $\{\pm(\mathbf{e}_{k_1} - \mathbf{e}_{k_2})\} \subset C_1$ . Under this assumption, the number of distinct choices of  $\mathbf{b}_2$  is  $\gamma$ , the number of positively oriented points in  $C_1 \cap C_2$ . Therefore, the total number of corank-0 subcells of this type is

$$\begin{cases} \gamma & \text{if } \{\pm(\mathbf{e}_{k_1} - \mathbf{e}_{k_2})\} \subset C_1, \\ 0 & \text{otherwise.} \end{cases}$$

The second type of corank-0 subcells are of the form  $T = C \setminus \{\mathbf{b}_1, \mathbf{b}_2\}$  with positively oriented  $\mathbf{b}_1 \in C_1 \setminus C_2$  and  $\mathbf{b}_2 \in C_1 \cap C_2$  for which  $\pm(\mathbf{e}_{k_1} - \mathbf{e}_{k_2}) \in T$ . By the first part of this theorem,  $\text{nvol}(T) = 2$ . The number of distinct choices for  $\mathbf{b}_2$  is  $\gamma$ . Point  $\mathbf{b}_1$  must be chosen from the set of positively oriented points in  $C_1 \setminus C_2 \setminus \{\pm(\mathbf{e}_{k_1} - \mathbf{e}_{k_2})\}$ . So the total number of such combinations is given by

$$\begin{cases} \left( \left\lceil \frac{m_1+m_2-2(\gamma+\delta)}{2} \right\rceil - \left\lceil \frac{m_2}{2} \right\rceil + \gamma - 1 \right) \cdot \gamma & \text{if } \{\pm(\mathbf{e}_{k_1} - \mathbf{e}_{k_2})\} \subset C_1 \\ \left( \left\lceil \frac{m_1+m_2-2(\gamma+\delta)}{2} \right\rceil - \left\lceil \frac{m_2}{2} \right\rceil + \gamma \right) \cdot \gamma & \text{otherwise.} \end{cases}$$

If  $\{\pm(\mathbf{e}_{k_1} - \mathbf{e}_{k_2})\} \subset C_1$ , then by Theorem 3 (iv),  $m_1$  is odd, and

$$\begin{aligned} \text{nvol}(C) &= m_1 \left( \frac{m_2}{2} - \gamma \right) + 1 \cdot \gamma + 2 \cdot \left( \left\lceil \frac{m_1+m_2-2(\gamma+\delta)}{2} \right\rceil - \left\lceil \frac{m_2}{2} \right\rceil + \gamma - 1 \right) \cdot \gamma \\ &= \frac{m_1 m_2}{2} - 2\gamma\delta. \end{aligned}$$

Similarly, if  $\{\pm(\mathbf{e}_{k_1} - \mathbf{e}_{k_2})\} \not\subset C_1$ ,  $m_1$  is even, and

$$\begin{aligned} \text{nv}(C) &= m_1 \left( \frac{m_2}{2} - \gamma \right) + 2 \cdot \left( \left\lceil \frac{m_1 + m_2 - 2(\gamma + \delta)}{2} \right\rceil - \left\lceil \frac{m_2}{2} \right\rceil + \gamma \right) \cdot \gamma \\ &= \frac{m_1 m_2}{2} - 2\gamma\delta. \end{aligned}$$

□

## 5. THE MATROID POINT OF VIEW

Theorem 4 highlights the connection between subsets of cells in  $\mathcal{D}_{k_1, k_2}$  and subgraphs of  $G$ . Through this connection, independent subsets correspond to forests, dependent subsets correspond to cyclic graphs, and circuit correspond to chordless cycles. A precise characterization emerges from the point of view of matroid theory.

Recall that a matroid consists of a finite *ground set*, together with a family of its subsets, known as *independent sets* that satisfies the conditions

- (1)  $\emptyset$  is an independent set;
- (2) a subset of an independent set is independent;
- (3) for two independent sets  $A$  and  $B$  with  $|A| < |B|$ ,  $A \cup \{b\}$  is independent for some  $b \in B$ .

Subsets of the ground set that are not independent are called *dependent sets*. A maximally independent set is known as a *basis* while a minimally dependent set is known as a *circuit*. Two matroid structures appear naturally in this context, and theorem 4 shows that they are essentially the mirror images of one another.

Fixing a cell  $C \in \mathcal{D}_{k_1, k_2}$ , consider the ground set,

$$P_C = \{\{\mathbf{c}\} \mid \mathbf{c} \neq \pm(\mathbf{e}_{k_1} - \mathbf{e}_{k_2})\} \cup \{\pm(\mathbf{e}_{k_1} - \mathbf{e}_{k_2})\}.$$

Based on this ground set, we define the matroid with the family of independent sets consisting of any set  $X \subset P_C$  for which  $\bigcup_{\mathbf{x} \in X} \mathbf{x}$  is affinely independent, including the empty set.

On the other hand, building on the ground set  $E_C = \mathcal{E}(G_C)$ , we can also construct a matroid where the independent elements are subsets of edges, including the empty set, that does not contain a cycle. In this setup, a basis is a spanning tree, and a circuit is a chordless cycle.

Theorem 4 shows the parallel nature of these two matroid structures in the context of this paper, and it can be interpreted as follows.

**Proposition 4.** *Fixing a cell  $C \in \mathcal{D}_{k_1, k_2}(G)$ , let  $P_C$  and  $E_C$  be the two matroid structures defined above. Then the function  $f : 2^{P_C} \rightarrow 2^{E_C}$  given by  $f(X) = G_X$  has the properties that*

- (i)  $f(X)$  is a basis if and only if  $X$  is a basis;
- (ii)  $f(X)$  is a circuit if and only if  $X$  is a circuit;
- (iii)  $f(X)$  is dependent if and only if  $X$  is dependent;
- (iv)  $\text{rank}(f(X)) = \text{rank}(X)$ ;

## 6. EXAMPLES

In this section, we show a few examples of edge contraction subdivisions for adjacency polytopes. For ease of visualization, we show directed cell subgraphs whose edges are in one-to-one correspondence with points of cells.

**6.1. A 4-cycle.** Figure 6 shows a cycle of 4 nodes  $C_4$ . Fixing  $\{0, 3\}$  to be the contraction edge, the induced edge contraction subdivision  $\mathcal{D}_{0,3}(C_4)$  contains 6 cells which are in one-to-one correspondence with the 6 facets of the adjacency polytope for  $C_3 = C_4 // \{0, 3\}$  (cf. [2, Figure 2]). Since the only cycle in  $C_4$  is of length 4, and it contains the contraction edge  $\{0, 3\}$ , the balanced circuit rank of  $C_4$  with respect to this edge contraction is therefore 0. Theorem 5 states that all cells in  $\mathcal{D}_{0,3}(C_4)$  are simplicial. By Theorem 6, the volume of each simplicial cell is 2, thus

$$\text{nvol}(\nabla_{C_4}) = 2 \cdot 6 = 12,$$

which agrees with the general volume formula [5] for adjacency polytopes derived from cycles.

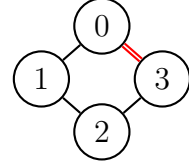


FIGURE 6.  $C_4$  is a cycle of 4 nodes

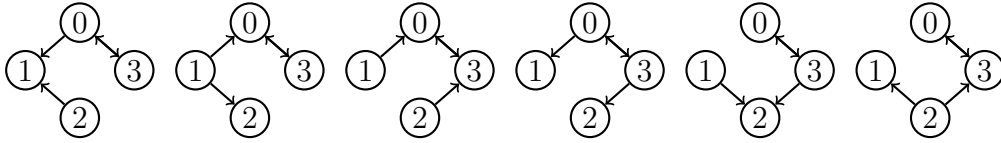


FIGURE 7. Directed cell subgraphs associated with the 6 cells in the subdivision  $\mathcal{D}_{0,3}(C_4)$ , all of which are simplicial.

**6.2. A 5-cycle.** In the cycle  $C_5$  consisting of 5 nodes shown in Figure 8, we consider the graph contraction with respect to the contraction edge  $\{0, 4\}$ . Since the only cycle in  $C_5$  is an odd cycle, and it contains the contraction edge, it is the unique balanced cycle. Therefore, the balanced circuit rank of  $C_5$  is 1, and by Theorem 5, we expect the maximum corank of cells to be 1. Indeed, as shown in Figure 9, all 6 cells are of corank 1 (i.e., each cell subgraph contains a unique undirected cycle). Theorem 6 states that each of these corank-1 cells has normalized volume of 5 — the circumference of the cycle. Therefore,

$$\text{nvol}(\nabla_{C_5}) = 5 \cdot 6 = 30,$$

which also agrees with the volume formula [5] for adjacency polytopes of cycles.

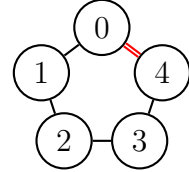


FIGURE 8.  $C_5$  is a cycle of 5 nodes.

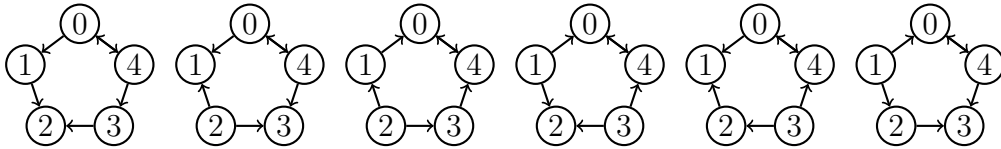


FIGURE 9. Directed cell subgraphs associated with cells in  $\mathcal{D}_{0,1}(C_5)$ .

## 7. CONCLUSION

Adjacency polytopes, a.k.a. symmetric edge polytopes, are convex polytopes associated with connected simple graphs that have found important applications in several seemingly independent fields. The set of facets and regular subdivisions of an adjacency polytope

are particularly important in certain applications (e.g. the study of algebraic Kuramoto equations). Recent works established explicit descriptions of the facets and subdivisions of many families of graphs including trees, cycles, wheels, and bipartite graphs [4, 5, 6]. The general description for facets and subdivision for arbitrary connected graphs remains an important open problem.

In this paper, we took one step toward a recursive approach for understanding the geometric structure of adjacency polytopes associated with large and complex graphs by considering the effect of an edge-contraction of a graph on the subdivisions of the corresponding adjacency polytope. In particular, we showed that an edge-contraction on a graph  $G$  naturally induces a special regular subdivision of  $\nabla_G$  whose cells are in one-to-one correspondence with facets or product of facets of the adjacency polytope(s) associated with the smaller resulting graph(s). On a cell level, we studied corank, volume, and affine dependence of individual cells as well as the symmetry between combinatorial properties of a cell and graph-theoretic properties of its corresponding cell subgraph. This symmetry is captured by the correspondence between two matroids. We also established the maximum complexity of the cells in such edge contraction subdivision, measured in terms of their coranks, to be the balanced circuit rank of the original graph. Combined with the existing understanding of the facet structures for adjacency polytopes associated with trees, cycles, wheels, bipartite graphs, etc., these results may shed new light on the regular subdivisions for more complicated families of graphs.

#### ACKNOWLEDGEMENTS

This project is an extension of a discussion the authors had with Robert Davis, Alessio D’Alì, Emanuele Delucchi, and Mateusz Michałek. The authors also thank Robert Davis for reviewing the early draft and for many suggestions that greatly improved this manuscript.

#### REFERENCES

- [1] J. Baillieul and C. I. Byrnes. Geometric Critical Point Analysis of Lossless Power System Models. *IEEE Transactions on Circuits and Systems*, 29(11):724–737, nov 1982.
- [2] T. Chen. Directed acyclic decomposition of Kuramoto equations. *Chaos: An Interdisciplinary Journal of Nonlinear Science*, 29(9):093101, sep 2019.
- [3] T. Chen. Unmixing the Mixed Volume Computation. *Discrete and Computational Geometry*, mar 2019.
- [4] T. Chen and R. Davis. A toric deformation method for solving Kuramoto equations. oct 2018. <http://arxiv.org/abs/1810.05690>.
- [5] T. Chen, R. Davis, and D. Mehta. Counting Equilibria of the Kuramoto Model Using Birationally Invariant Intersection Index. *SIAM Journal on Applied Algebra and Geometry*, 2(4):489–507, jan 2018.
- [6] A. D’Alì, E. Delucchi, and M. Michałek. Many faces of symmetric edge polytopes, 2019. <https://arxiv.org/abs/1910.05193>.
- [7] E. Delucchi and L. Hoessly. Fundamental polytopes of metric trees via parallel connections of matroids. dec 2016. <http://arxiv.org/abs/1612.05534>.
- [8] I. M. Gelfand, M. M. Kapranov, and A. V. Zelevinsky. *Discriminants, Resultants, and Multidimensional Determinants*. Mathematics: Theory & Applications. Birkhäuser Boston, jan 1994.
- [9] J. L. Gross and J. Yellen. *Graph Theory and Its Applications, Second Edition (Discrete Mathematics and Its Applications)*. Chapman & Hall/CRC, 2005.
- [10] A. Higashitani, K. Jochemko, and M. Michałek. Arithmetic aspects of symmetric edge polytopes. *Mathematika*, 65(3):763–784, 2019.
- [11] A. Higashitani, M. Kummer, and M. Michałek. Interlacing Ehrhart Polynomials of Reflexive Polytopes. dec 2016. <http://arxiv.org/abs/1612.07538>.

- [12] Y. Kuramoto. Self-entrainment of a population of coupled non-linear oscillators. *Lecture Notes in Physics*, pages 420–422. Springer Berlin Heidelberg, 1975.
- [13] J. D. Loera, J. Rambau, and F. Santos. *Triangulations: Structures for Algorithms and Applications*. Springer Science & Business Media, aug 2010.
- [14] T. Matsui, A. Higashitani, Y. Nagazawa, H. Ohsugi, and T. Hibi. Roots of Ehrhart polynomials arising from graphs. *Journal of Algebraic Combinatorics*, 34(4):721–749, dec 2011.
- [15] H. Ohsugi and T. Hibi. Centrally symmetric configurations of integer matrices. *Nagoya Math. J.*, 216:153–170, 12 2014.
- [16] H. Ohsugi and K. Shibata. Smooth fano polytopes whose ehrhart polynomial has a root with large real part. *Discrete and Computational Geometry*, 47(3):624–628, Apr 2012.
- [17] J. Radon. Mengen konvexer Körper, die einen gemeinsamen Punkt enthalten. *Mathematische Annalen*, 83:113–115, 1921.
- [18] F. Rodriguez-Villegas. On the zeros of certain polynomials. *Proceedings of the American Mathematical Society*, 130, feb 2002.
- [19] G. M. Ziegler. *Lectures on polytopes*. Springer-Verlag, New York, 1995.