

# Covariance Matrix Adaptation for the Rapid Illumination of Behavior Space

Matthew C. Fontaine

Viterbi School of Engineering  
University of Southern California  
Los Angeles, CA  
mfontain@usc.edu

Stefanos Nikolaidis

Viterbi School of Engineering  
University of Southern California  
Los Angeles, CA  
nikolaid@usc.edu

Julian Togelius

Tandon School of Engineering  
New York University  
New York City, NY  
julian@togelius.com

Amy K. Hoover

Ying Wu College of Computing  
New Jersey Institute of Technology  
Newark, NJ  
ahoover@njit.edu

## ABSTRACT

Quality Diversity (QD) algorithms like Novelty Search with Local Competition (NSLC) and MAP-Elites are a new class of population-based stochastic algorithms designed to generate a diverse collection of quality solutions. Meanwhile, variants of the Covariance Matrix Adaptation Evolution Strategy (CMA-ES) are among the best-performing derivative-free optimizers in single-objective continuous domains. This paper proposes a new QD algorithm called Covariance Matrix Adaptation MAP-Elites (CMA-ME). Our new algorithm combines the dynamic self-adaptation techniques of CMA-ES with archiving and mapping techniques for maintaining diversity in QD. Results from experiments with standard continuous optimization benchmarks show that CMA-ME finds better-quality solutions than MAP-Elites; similarly, results on the strategic game Hearthstone show that CMA-ME finds both a higher overall quality and broader diversity of strategies than both CMA-ES and MAP-Elites. Overall, CMA-ME more than doubles the performance of MAP-Elites using standard QD performance metrics. These results suggest that QD algorithms augmented by operators from state-of-the-art optimization algorithms can yield high-performing methods for simultaneously exploring and optimizing continuous search spaces, with significant applications to design, testing, and reinforcement learning among other domains. Code is available for both the continuous optimization benchmark [21] and Hearthstone [20] domains.

## KEYWORDS

Quality diversity, illumination algorithms, evolutionary algorithms, Hearthstone, optimization, MAP-Elites

## 1 INTRODUCTION

In contrast to global optimization algorithms that converge toward a single good solution, quality diversity (QD) is an emerging class of population-based stochastic algorithms that generate a variety of high-quality solutions through a divergent search process similar

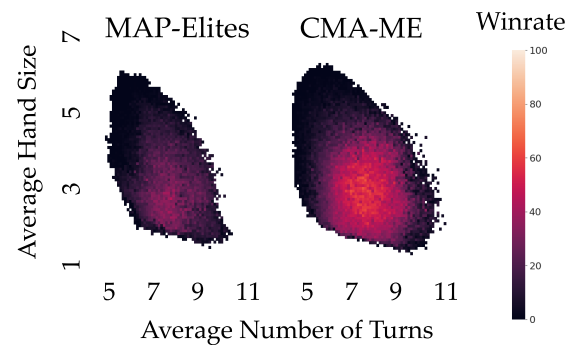


Figure 1: *Comparing Hearthstone Maps of Elites*. Sample maps of elites for both MAP-Elites and CMA-ME from the Hearthstone experiment. Our new method, CMA-ME, both fills more cells in behavior space and finds higher quality policies to play Hearthstone than MAP-Elites. Each grid cell is an elite (high performing policy) and the intensity value represents the winrate across 200 games played against a difficult opponent suite.

to natural evolution [47]. Pioneering QD methods like Novelty Search with Local Competition (NSLC) [39] and Multi-dimensional Archive of Phenotypic Elites (MAP-Elites) [11] search for a diversity of candidate solutions that are evaluated based not only on their quality, but also on other domain-specific characteristics [11, 12, 47, 48]. By design QD algorithms perform best in domains where many good *and* diverse solutions are desired, like generating a variety of content in games [22, 28, 35], robot behaviors [11], and simulated agent behaviors [6].

One of the core innovations in QD algorithms is their sophisticated diversity-driven archiving and mapping techniques that enable a divergent search for multiple good solutions rather than a convergent search toward a single best solution. Like many population-based algorithms, candidate solutions are iteratively improved through incremental mutations and newly discovered solutions replace existing solutions when they perform better according to a predefined quality metric. However, QD algorithms also evaluate

solutions based on  $n$  different *behavioral characteristics* (BCs) that capture aspects of a solution’s performance in the domain, which may have an unknown correlation to the objective. Solutions are binned in a map or archive based on their behavior and compete only with others exhibiting similar behaviors. Such stratified competition results in the discovery of potentially sub-optimal solutions called *stepping stones*, which have been shown in some domains to be critical for escaping local optima [24, 38]. While maintaining a diversity of solutions across a spectrum of points in a multimodal fitness landscape (like random jumps in simulated annealing [7, 36] or random restarts in any optimization algorithm [26]), other population-based stochastic algorithms perform comparably or better than MAP-Elites at global optimization even without these archiving and mapping techniques [19, 23, 51].

While Covariance Matrix Adaptation Evolution Strategy (CMA-ES) [29, 32] is one of the best derivative-free<sup>1</sup> optimizers for single-objective optimization of continuous spaces [31], it has yet to successfully power a QD algorithm. This paper proposes a new hybrid algorithm called Covariance Matrix Adaptation MAP-Elites (CMA-ME), which rapidly navigates and optimizes a continuous space with CMA-ES seeded by solutions stored in the behavior map (known as a map of elites). The hybrid algorithm employs CMA-ES’s ability to efficiently navigate real-valued search spaces by maintaining a normal distribution of candidate solutions dynamically augmented by objective function feedback. The key insight of CMA-ME is to leverage the selection and adaptation rules of CMA-ES to optimize good solutions, while also efficiently exploring new areas of the search space.

Building on the underlying structure of MAP-Elites, CMA-ME maintains a population of CMA-ES instances called *emitters*, which like CMA-ES operate based on a sampling mean, covariance matrix, and adaptation rules that specify how the covariance matrix and mean are updated for the underlying Gaussian distribution. The population of emitters can therefore be thought of as a Gaussian mixture where each Gaussian distribution focuses on improving a different area of behavior space. This paper explores three types of emitters with different selection and adaptation rules for balancing quality and diversity, called the *random direction*, *improvement*, and *optimizing* emitters. Solutions generated by the emitters are saved in a single unified map of elites based on the corresponding behaviors.

We evaluate CMA-ME through two experiments: a toy domain designed to highlight current limitations of QD in continuous spaces and a practical domain mirroring a common application of QD: finding diverse agent policies.

We created the toy domain by modifying objective functions from the standard continuous optimization benchmarks [30, 41], namely the sphere and Rastrigin functions. Behavior space in this domain is specified as a linear projection from the continuous search space, a surprisingly difficult behavior space for current QD methods. Results demonstrate that CMA-ME can better explore this behavior space than MAP-Elites by nearly doubling map coverage and simultaneously producing higher overall quality solutions.

The second domain measures CMA-ME’s practical performance on a strategy game where discovering diverse agent behavior is essential. Strategy games are an ideal domain for quality diversity since they have a well-defined success criterion (winning games), but they can entertain multiple high-performing strategies that vary widely in their approach. The second experiment models solutions as the parameters of a deep neural network, each network inducing a gameplay strategy in the strategic card game Hearthstone [18]. Hearthstone is an unsolved, partially observable game that poses significant challenges to current AI methods [33]. Results demonstrate that CMA-ME outperforms both CMA-ES and MAP-Elites across all measured performance metrics. CMA-ME generates strategies that win 15% more games than MAP-Elites or CMA-ES and more than double the performance of MAP-Elites by the standard QD metric [48] (see Fig. 1).

Overall, the results of both experiments suggest CMA-ME is a competitive alternative to MAP-Elites for exploring continuous domains. The potential for improving QD’s growing number of applications is significant as our approach greatly reduces the computation time required to generate a diverse collection of high-quality solutions.

## 2 BACKGROUND

Previous advancements in quality diversity (QD) including one of the first QD algorithms, MAP-Elites, and background in CMA-ES are outlined to provide context for the CMA-ME algorithm proposed in this paper.

### 2.1 Quality Diversity (QD)

By design quality diversity algorithms work well in domains where no single best solution exists and there is value in generating many good solutions that satisfy conditions unknown a priori. For example QD algorithms can automatically build large repertoires of robot behaviors [10, 13, 14], without explicitly searching for each behavior itself. A particularly useful application is generating diverse locomotive gaits so a robot can quickly respond to damage [11]. QD can automatically generate many interesting video game levels by diversifying content in response to how an AI agent performs on previously generated levels [1, 28, 35]. An extension of MAP-Elites called Go-Explore [16] solves hard-exploration problems in reinforcement learning by memoizing game tree search with a fuzzy approximation of game state. At the core of these approaches is the capability to diversify how candidate solutions behave in each domain. As a result of this capability, some authors refer to QD algorithms as illumination algorithms [42] due to their ability to associate solution behavior with quality.

Novelty Search with Local Competition (NSLC) [39] is the first QD algorithm and is based on the success of behavioral diversification introduced by Novelty Search (NS) [37, 38]. While traditional stochastic population-based algorithms speciate based on encoding and performance, NS instead speciates on behavior and abandons the notion of an objective. Results suggest the importance of *stepping stones*, or intermediate sub-optimal solutions to mitigate premature convergence to local optima. Novelty search set the stage for approaches that reintroduced objectives for intra-niche competition [11, 39, 47].

<sup>1</sup>The algorithm is derivative-free in the sense that only an objective function needs to be specified and underlying function is not required to be differentiable.

Through a user-defined distance measure used to characterize diversity, NSLC dynamically creates behavior niches by growing an archive of sufficiently novel solutions. However, the dynamically generated archive makes it difficult to directly measure the benefits of dynamic self-adaptation from CMA-ES. That is why we use MAP-Elites (detailed in the next section), which creates a static mapping of behavior, as our diversity mechanism. Though we make this choice for designing the CMA-ME algorithm solely for comparability, the same principles can be applied to create an algorithm that rapidly illuminates behavior space by leveraging the NSLC archive instead.

## 2.2 MAP-Elites

Another early QD algorithm that has seen widespread use is MAP-Elites. Instead of users defining a distance measure to characterize behavior, users of MAP-Elites define dimensions along which solutions are expected to vary. The resulting *behavior space* of solutions is the Cartesian space induced by these dimension choices. MAP-Elites then tessellates the behavior space into uniformly spaced grid cells. The goal of the algorithm is to optimize two independent objectives: maximize the number of grid cells filled and maximize the quality of the best solution within each grid cell.

At the start of the algorithm, the grid-cell mapping (called a map of elites) is initialized randomly by solutions sampled uniformly from the search space. Each cell of the map contains a single solution, the highest performing solution in that behavioral niche called an elite. New solutions are generated by taking an elite (selected uniformly at random) and perturbing it with Gaussian noise. MAP-Elites computes a behavior vector for each new solution and assigns the new solution to a cell in the map. The solution replaces the elite in its respective cell if the new solution has higher fitness, or the new solution simply fills the cell if the cell is empty.

Much of the improvements to MAP-Elites so far has focused on the tessellation of behavior space. For example CVT-MAP-Elites [52] uses a Voronoi tessellation of the behavior space that enables applications in higher dimensional behavior spaces. MAP-Elites with Sliding Boundaries (MESB) [22] dynamically adapts the cell boundaries along each axis based on the behaviors of generated solutions. Surprisingly little work exists on improving the generation of new solutions utilizing information from previous behavior space exploration.

## 2.3 CMA-ES

Evolution strategies (ES) are a type of evolutionary algorithm that specialize in optimizing continuous spaces (e.g.,  $\mathbb{R}^n$ ) by sampling a population of solutions, called a generation, and gradually moving the population toward areas of highest fitness. One canonical type of ES is the  $(\mu/\mu, \lambda)$ -ES, where a population of  $\lambda$  sample solutions is generated, then the fittest  $\mu$  solutions are selected to generate new samples in the next generation. The  $(\mu/\mu, \lambda)$ -ES recombines the  $\mu$  best samples through a weighted average into one mean that represents the center of the population distribution of the next generation. The Covariance Matrix Adaptation Evolution Strategy (CMA-ES) is a particular type of this canonical ES, which is one of the most competitive derivative-free optimizer for single-objective optimization of continuous spaces [31].

CMA-ES is the first ES to model the sampling distribution of the population as a multivariate normal distribution  $\mathcal{N}(m, C)$  where  $m$  is the distribution mean and  $C$  is its covariance matrix. The main driving mechanisms steering CMA-ES are the selection and ranking of the  $\mu$  fittest solutions, which are used to update the covariance matrix  $C$  of the next generation. CMA-ES maintains a history of aggregate changes to  $m$  called an evolution path, which is similar to momentum in stochastic gradient descent and increases the speed of convergence of CMA-ES when the sampling distribution is distant from an optimum. Modern implementations of CMA-ES use a restart rule, where a new mean and covariance matrix are generated from the best solution so far, if the current covariance matrix degenerates or if the sampling distribution becomes too “flat” [3].

## 2.4 Related Work

It is important to note that QD methods are different both from diversity maintenance methods in evolutionary computation, and from multi-objective optimization algorithms. Diversity maintenance methods such as niching and speciation primarily aim to improve the quality of single-objective optimization through avoiding local optima. Several versions of CMA-ES exist which incorporate some form of diversity maintenance [46, 49]. Multi-objective optimization outputs a set of solutions, where each solution represents a tradeoff between several objectives. Quality diversity doesn’t use diversity metrics as objectives; rather, solutions are sought across all of the induced behavior space and not only the extremes.

To our knowledge, there are only two works relatively close to our approach. Conti et al. [8] introduced novelty seeking to a  $(\mu/\mu, \lambda)$ -ES. However, their ES does not leverage self-adaptation and perturbs solutions through static multivariate gaussian noise. In contrast, Nordmoen et al. [45] explored using dynamic mutation in MAP-Elites. The main difference from our work is their method globally adapted  $\sigma$  (mutation power) for all search space variables, while our method uses a covariance matrix for self-adaptation.

## 3 APPROACH: THE COVARIANCE MATRIX ADAPTATION MAP-ELITES ALGORITHM

In addition to the archiving and mapping techniques of MAP-Elites, CMA-ME includes a population of modified CMA-ES searches, called *emitters*. The solutions from these searches are placed in a map of elites based on their corresponding behaviors. Like standard MAP-Elites, each solution sampled by an emitter is retained in the map if it is better than the existing candidate solution in that cell, or if the cell is empty.

At the high-level, CMA-ME is a scheduling algorithm for the population of emitters. Solutions are generated in a round-robin fashion, where each emitter generates the same number of solutions (see Alg. 1). The solutions are generated in the same way for all emitters by sampling from the distribution  $\mathcal{N}(m, C)$  (see `generate_solution` in Alg. 1). The procedure `return_solution` is specific to each type of emitter used by CMA-ME and is responsible for adapting the sampling distribution and maintaining the sampled population.

**Algorithm 1:** Covariance Matrix Adaptation MAP-Elites

---

```

CMA-ME (evaluate, n)
  input : An evaluation function evaluate which computes
           a behavior characterization and fitness, and a
           desired number of solutions n.
  result : Generate n solutions storing elites in a map M.
  Initialize population of emitters E
  for i ← 1 to n do
    Select emitter e from E which has generated the least
    solutions out of all emitters in E
    xi ← generate_solution(e)
    βi, fitness ← evaluate(xi)
    return_solution(e, xi, βi, fitness)
  end

```

---

### 3.1 CMA-ME Emitters

While there are many different types of emitters possible, the three proposed in CMA-ME are optimizing, random direction, and improvement. Like CMA-ES, each emitter maintains a sampling mean  $m$ , a covariance matrix  $C$ , and a parameter set  $P$  that contains additional CMA-ES related parameters (e.g., evolution path). However, while CMA-ES restarts its search based on the best current solution, emitters are differentiated by their rules for restarting and adapting the sampling distribution, as well as for selecting and ranking solutions. The optimizing emitter works like CMA-ES, with the exception that restarts happen from a uniformly randomly selected elite in the map of elites. The random direction and improvement emitters are described in more detail.

Like a random walk in the behavior space, the *random direction* emitter selects a random bias vector  $v_\beta$  in behavior space as a target for the sampling distributions. However, rather than ranking solutions based on fitness and selecting the best  $\mu$  solutions as is standard in CMA-ES, this emitter ranks and selects solutions based on their progress through behavior space relative to the bias vector  $v_\beta$ . Specifically, each solution from the sampled population has an associated point in behavior space  $\beta_i$ . The mean  $m_\beta$  is calculated from the current populations behavioral positions  $\beta_i$ . Each point  $\beta_i$  is then projected onto the line  $m_\beta + v_\beta t$ . Solutions are ranked based on their projection values, and if no solution improves the map, the emitter restarts from a randomly chosen elite with a new random bias vector  $v_\beta$ .

*Improvement* emitters also perform selection by filtering solutions through the map of elites. Algorithm 2 shows the implementation of `return_solution` from algorithm 1 for the improvement emitter. Each solution  $x_i$  that has been generated by the emitter maps to a behavior  $\beta_i$  and a cell  $M[\beta_i]$  in the map. If the cell is empty (line 2), or if  $x_i$  has higher fitness than the existing solution in the cell (line 6),  $x_i$  is added to the new generation’s *parents* and the map is updated. The process repeats until the generation of  $x_i$ s reaches size  $\lambda$  (line 9), where we adapt the emitter. If we have found parents that improved the map, we rank them (line 11) by concatenating two groups: first the group of parents that discovered new cells in the map, sorted by their fitness, and second the group of parents that improved existing cells, sorted by the increase

in fitness over the previous solution that occupied that cell. If we have not found any solutions that improve the map, we restart the emitter (line 15).

**Algorithm 2:** An improvement emitter’s `return_solution`.

---

```

return_solution (e, xi, βi, fitness)
  input : An improvement emitter e, evaluated solution xi,
           behavior vector βi, and fitness.
  result : The shared map of elites M is updated by solution
           xi. If  $\lambda$  individuals have been generated since the
           last adaptation, adapt the sampling distribution
            $\mathcal{N}(m, C)$  of e towards the behavioral regions of
           largest improvement.
1  Unpack the parents, sampling mean m, covariance matrix
   C, and parameter set P from e.
2  if  $M[\beta_i]$  is empty then
3     $\Delta_i \leftarrow fitness$ 
4    Flag that xi discovered a new cell
5    Add xi to parents
6  else if xi improves  $M[\beta_i]$  then
7     $\Delta_i \leftarrow fitness - M[\beta_i].fitness$ 
8    Add xi to parents
   end
9  if sampled population is size  $\lambda$  then
10   if parents ≠ ∅ then
11     Sort parents by (newCell,  $\Delta_i$ )
12     Update m, C, and P by parents
13     parents ← ∅
14   else
15     Restart from random elite in M
   end
end

```

---

## 4 TOY DOMAIN

This section details the experiments from our toy domain which adapts test functions from continuous optimization and measures the performance of quality diversity algorithms on a behavior space that is a linear projection from the search space.

### 4.1 Linear Projection Behavior Spaces

While some results suggest the importance of the type of behavioral characteristics chosen in relationship to the encoding space and objective [19, 47, 48], this paper suggests another relationship between the encoding and behavioral spaces that may affect the performance of a QD algorithm. While any dimensionality reduction from the search space to behavior space can make it difficult to search the behavior space, the fixed distribution of Gaussian noise in standard MAP-Elites may increase the difficulty of efficiently navigating continuous search spaces and explore all areas of the associated behavior space when the behavior space is formed by a linear projection from a higher dimensional encoding space.

For example, consider that a uniformly weighted linear projection is equivalent to a normalized sum of the distribution of each

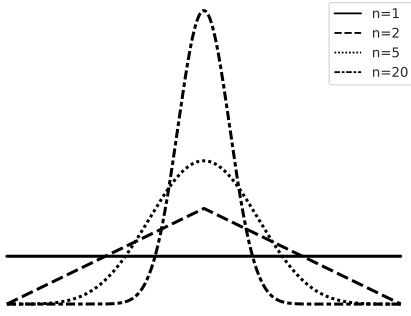


Figure 2: A Bates distribution demonstrating the narrowing property of behavior spaces formed by a linear projection.

dimension. Uniformly sampling from the search space results in behavior vectors where each component is the sum of  $n$  uniform random variables. When divided by  $n$  (to normalize the behavior characteristic to the range  $[0, 1]$ ), the sampling results in the Bates distribution shown in Fig. 2. As the dimensions of the encoding space grow, the behavior space narrows in distortion making it harder to find behaviors in the tails of the distribution. We hypothesize that the adaptation mechanisms of CMA-ME will better cover this behavior space when compared to MAP-Elites. Additionally, the final goal of this experiment is to explore the performance of these algorithms in a distributed setting, therefore we choose parameters that allow for parallelization of the evaluation.

## 4.2 Experiments

To explore the affects of dimensionality reduction from the encoding to behavior space, the performance of MAP-Elites, CMA-ES, and CMA-ME is compared on two functions from the continuous black-box optimization set of benchmarks [31].

The first objective function is a sphere shown in Eq. 1 which is defined from  $f : \mathbb{R}^n \rightarrow \mathbb{R}$  and the second is the Rastrigin function shown in Eq. 2 with the same domain and codomain. For these experiments the search aims to minimize the fitness of solutions, and the optimal fitness of 0 in these functions is obtained by  $x_i = 0$ . We offset this fitness function so the optimal location is  $x_i = 5.12 \cdot 0.4 = 2.048$  (note that  $[-5.12, 5.12]$  is the typical domain of the Rastrigin function).

$$sphere(x) = \sum_{i=1}^n x_i^2 \quad (1)$$

$$rastrigin(x) = 10n + \sum_{i=1}^n [x_i^2 - 10 \cos(2\pi x_i)] \quad (2)$$

Behavior characteristics are formed by a linear projection from  $\mathbb{R}^n$  to  $\mathbb{R}^2$ , and the behavior space is bounded through a *clip* function (Eq. 3) that restricts the contribution of each component  $x_i$  to the range  $[-5.12, 5.12]$  (the typical domain of the constrained Rastrigin function). To ensure that the behavior space is equally dependant on each component from the encoding space (i.e.,  $\mathbb{R}^n$ ), we uniformly weight the projection. The function  $p : \mathbb{R}^n \rightarrow \mathbb{R}^2$  formalizes the

projection from the search space  $\mathbb{R}^n$  to the behavior space  $\mathbb{R}^2$  (see Eq. 4), by computing the sum of the first half of components from  $\mathbb{R}^n$  and the sum of the second half of components from  $\mathbb{R}^n$ . The linear projection permits a direct measure of the coverage of the behavior space of the tested algorithms.

$$clip(x_i) = \begin{cases} x_i & \text{if } -5.12 \leq x_i \leq 5.12 \\ 5.12/x_i & \text{otherwise} \end{cases} \quad (3)$$

$$p(x) = \left( \sum_{i=1}^{\lfloor \frac{n}{2} \rfloor} clip(x_i), \sum_{i=\lfloor \frac{n}{2} \rfloor + 1}^n clip(x_i) \right) \quad (4)$$

We compare MAP-Elites, CMA-ES, and CMA-ME on the toy domain, running CMA-ME three times, once with each emitter type. For CMA-ES, we used  $\lambda = 500$ , which we parallelized and ran the algorithm for 100 generations. For CMA-ME, we used 15 emitters with  $\lambda = 37$ . MAP-Elites does not require setting a population size.

We compare the algorithms using the QD-score proposed by previous work [48], which in MAP-Elites is the sum of fitness values of all elites in the map. Since QD-score assumes maximizing test functions with non-negative values, we normalize the fitness values to the range  $[0, 100]$ , where 100 is the optimal fitness.

MAP-Elites perturbs solutions with Gaussian noise scaled by a factor  $\sigma$  named mutation power. Previous work [17, 44] shows that varying  $\sigma$  can greatly affect both the precision and coverage of MAP-Elites. To account for this and obtain the best performance of MAP-Elites on the toy domain, we did a grid search to measure MAP-Elites performance across 101 values of  $\sigma$  uniformly distributed across  $[0.1, 1.1]$ , and we selected the value with the best coverage,  $\sigma = 0.5$ , for all the experiments. MAP-Elites obtained 40% coverage at  $\sigma = 0.5$ . Since CMA-ES and CMA-ME adapt their sampling distribution, we did not tune any parameters, but we set the initial value of their mutation power also to  $\sigma = 0.5$ .

## 4.3 Results

We label CMA-ME (opt), CMA-ME (rd), and CMA-ME (imp) for the optimizing, random direction, and improvement emitters, respectively. Table 1 shows the results of the sphere function experiments. CMA-ES outperforms all other algorithms in obtaining the optimal fitness. CMA-ME (rd) finds the largest number of unique cells, though scores the lowest on the maximum fitness metric for  $n = 20$ . However, when the dimensions grow to  $n = 100$ , MAP-Elites achieves the lowest maximum fitness. As predicted, covering the behavior space becomes harder as the dimensions of the search space grow. CMA-ME (rd) and CMA-ME (imp) obtain the highest QD-Scores and fill the largest number of unique cells in the behavior space. Notably, CMA-ME (opt) fails to keep up with CMA-ES, performing worse in all metrics in all experiments (except maximum fitness on Rastrigin  $n = 20$ ).

Table 2 shows the results of the Rastrigin function experiments. While CMA-ES can usually solve the  $n = 20$  Rastrigin function when using restart rules, setting  $\lambda = 500$  and parallelizing the evaluation makes CMA-ES unable to run for enough generations to solve the function. CMA-ME (opt) obtains the highest maximum fitness for  $n = 20$ , while CMA-ES obtains the highest maximum fitness in the  $n = 100$  experiment. As with the sphere experiment, CMA-ME (rd) and CMA-ME (imp) outperform MAP-Elites in obtaining

Table 1: Sphere Function Results

Algorithm	$n = 20$			$n = 100$		
	Max Fitness	Cells Occupied	QD-Score	Max Fitness	Cells Occupied	QD-Score
CMA-ES	99.999999	14.36 %	120210	99.926539	6.96 %	58128
MAP-Elites	99.031744	40.42 %	337125	95.254685	15.60 %	133547
CMA-ME (opt)	99.999969	9.98 %	94009	99.843772	3.20 %	30933
CMA-ME (rd)	98.479140	61.46 %	438574	98.214335	28.28 %	234482
CMA-ME (imp)	99.644741	59.51 %	501514	98.732125	20.86 %	190230

Table 2: Rastrigin Function Results

Algorithm	$n = 20$			$n = 100$		
	Max Fitness	Cells Occupied	QD-Score	Max Fitness	Cells Occupied	QD-Score
CMA-ES	94.727357	11.96 %	92990	85.289727	6.38 %	47378
MAP-Elites	88.397800	40.42 %	270208	79.472756	14.68 %	100948
CMA-ME (opt)	96.869737	7.11 %	59344	83.427122	1.59 %	12746
CMA-ME (rd)	87.337147	60.50 %	359413	82.423795	28.42 %	187075
CMA-ME (imp)	89.192128	64.50 %	428014	82.328269	26.03 %	182125

the highest QD-Scores and discovering the most unique cells in behavior space.

For  $n = 100$ , random direction emitters perform better on both the cells occupied and QD-score metrics. This is because of the ability of the CMA-ME emitters to discover new cells; Fig. 5 shows the distribution of elites by their fitness for MAP-Elites and the random direction and improvement CMA-ME emitters, which were the highest performing. Random direction emitters maximize their QD-Score by finding a large number of unoccupied cells, while improvement emitters discover many high performing solutions.

Overall, these results show that, for high-dimensional search spaces, CMA-ME (rd) and CMA-ME (imp) outperform MAP-Elites, while CMA-ES succeeds in finding the solution with the highest fitness.

## 5 GAME DOMAIN

This section outlines our experiments in the strategy game Hearthstone to evaluate the ability of CMA-ME to explore the gameplay strategy space and generate a wide variety of high performing strategies for playing the game.

### 5.1 Hearthstone

Hearthstone [18] is a two-player, turn-taking adversarial online collectable card game that is an increasingly popular domain for evaluating both classical AI techniques and modern deep reinforcement learning approaches due to the many unique challenges it poses (e.g., large branching factor, partial observability, stochastic actions, and difficulty with planning under uncertainty) [33]. Rather than manipulating the reward function of individual agents in a QD system [2, 43] (like the QD approach in AlphaStar [53]), or generate the best gameplay strategy or deck [5, 25, 50], and deckbuilding work of Fontaine et al. [22], the experiments in this paper search for a diversity of gameplay policies.

In Hearthstone players construct a deck of exactly thirty cards that they place on a board shared with their opponent. By placing different cards from their hands on the board, players try to reduce their opponent’s health to zero. Decks are constrained by one of nine possible hero classes, where each hero class can access different cards and abilities. As such, each class has a different play style and game mechanics. Experiments in this paper are run with a particularly challenging Rogue deck, which is a class that is recognized as difficult to play.

### 5.2 Experiments

This section details the Hearthstone simulator, agent policy and deck, and our opponents’ policies and decks.

*5.2.1 SabberStone Simulator.* SabberStone [15] is a Hearthstone simulator that replicates the rules of Hearthstone and uses the card definitions publicly provided by Blizzard. In addition to simulating the game, SabberStone includes a turn-local game tree search that searches possible action sequences that can be taken at a given turn. To implement different strategies, users can create a heuristic scoring function that evaluates the state of the game. Included with the simulator are standard “aggro and control” card-game strategies which we use in our opponent agents.

*5.2.2 Our Deck.* In Hearthstone there are subsets of cards that can only be used by specific “classes” of players. Each player selects a class in the beginning of the game. We selected the class Rogue, where “cheap” cards in the beginning of the game can be valuable later on. This makes the gameplay challenging, requiring long-term planning with sparse rewards. To our knowledge, our work is the first to create a policy to play the Rogue class. We selected the Tempo Rogue archetype from the Hearthstone expansion *Rise of Shadows*, which is a hard deck preferred by advanced players. While many variants of the Tempo Rogue archetype exist, we decided to

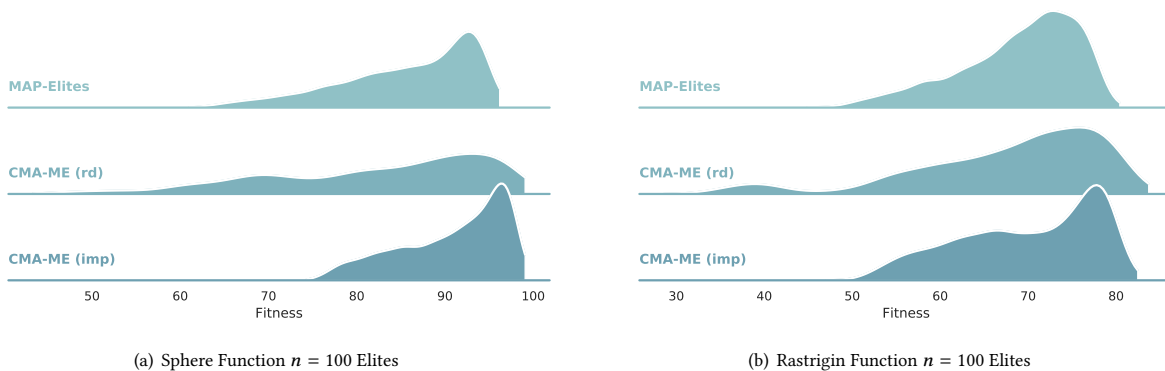


Figure 3: *Comparing Elites in the Toy Domain.* This figure shows the distribution of elites by fitness in the  $n = 100$  toy experiments. Each distribution is scaled by the number of cells occupied to show the relative makeup of elites within each map.

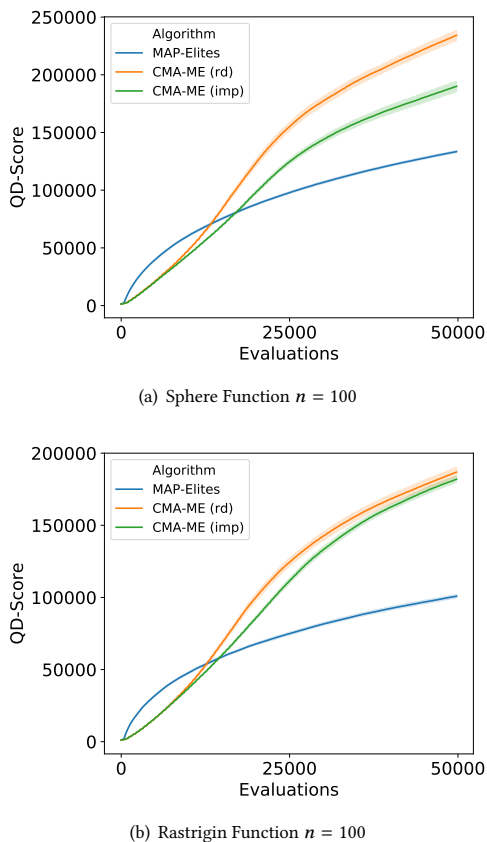


Figure 4: This figure shows the improvement in QD-Score over time for the  $n = 100$  toy domain experiments.

use the decklist from Hearthstone grandmaster Fei "ETC" Liang who reached the number 1 ranking with his list in May 2019 [40].

5.2.3 *Opponents.* Fontaine et al. [22] used game tree search to find decks and associated policies. They found six high performing decks for the Paladin, Warlock, and Hunter classes playing aggro and control strategies; we use these as our opponent suite.

5.2.4 *Neural Network.* We search for the parameters of a neural network that scores an observable game state, which captures the cards played on the board and card-specific features. The network maps 15 evaluation features defined by Decoster et al. [15] to a scalar score. Cuccu et al. [9] show that a six-neuron neural network trained with evolution strategies following a natural gradient, named natural evolution strategies (NES) [27], can obtain competitive and sometimes state of the art solutions on the Atari Learning Environment (ALE) [4]. They separate feature extraction from decision-making, using vector quantization for feature extraction and the six-neuron network for the decision making. Motivated by this work, we use a 26 node fully connected feed-forward neural network with layer sizes [15, 5, 4, 1] and an additional bias input, which make for 104 parameters (edge weights).

### 5.3 Search Parameters and Tuning

We use the fitness function proposed in [5, 22]: the average health difference between players at the end of the game, which is a smooth approximation of winrate. For MAP-Elites and CMA-ME, we characterize behavior by the average hand size per turn and the average number of turns the game lasts. We do this to capture a spectrum of strategies between aggro decks, which try to end the game quickly, and control decks that attempt to extend the game. The hand size dimension measures the ability of a strategy to generate new cards.

To tune MAP-Elites, we ran three experiments with  $\sigma$  values of 0.05, 0.3, and 0.8. MAP-Elites achieved the best coverage and maximum winrate performance with  $\sigma = 0.05$  and we used that as our mutation power. Our map of elites used a  $100 \times 100$  map, where we set the range of behavior values using actual data from the Hearthstone player data corpus [34]. As with the Toy Domain in section 4, CMA-ES and CMA-ME used the same hyperparameters as MAP-Elites. For CMA-ME we ran all experiments using

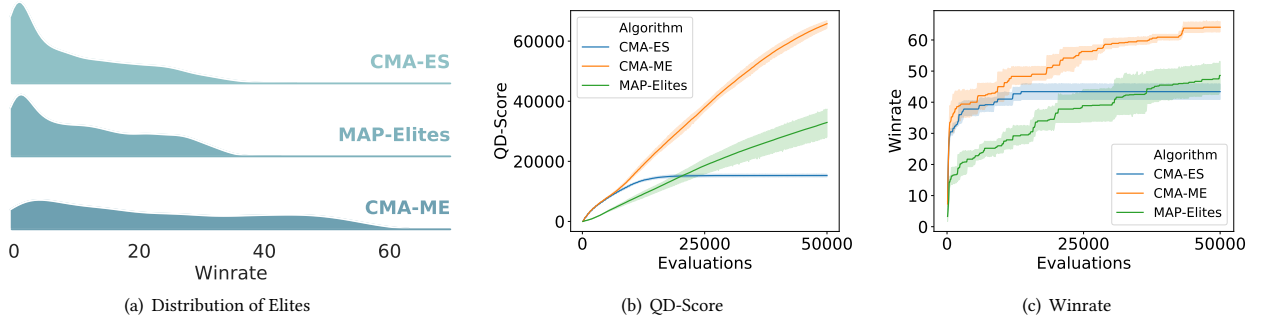


Figure 5: *Hearthstone* Results (a) The distribution of elites by winrate. Each distribution is scaled by the number of cells occupied to show the relative makeup of elites within each map of elites. (b) Improvement in QD-Score over time. (c) Improvement in winrate over time.

Table 3: *Hearthstone* Results

Algorithm	Maximum Overall		All Solutions	
	Fitness	Winrate	Cells Filled	QD-Score
CMA-ES	-3.034	43.4 %	16.49 %	15275.0
MAP-Elites	-0.969	48.6 %	21.23 %	30122.2
CMA-ME	4.675	64.1 %	28.87 %	63396.4

improvement emitters, since their performance had the most desirable performance attributes in the toy domain.

#### 5.4 Distributed Evaluation

We ran our experiments on a high-performance cluster with 500 (8 core) CPUs. To run each algorithm in a distributed setting, we create a master search node and 499 worker nodes. Each worker node is responsible for evaluating a single policy at a time and plays 200 games against our opponent suite. A single experimental trial evaluating 50,000 policies takes 12 hours. MAP-Elites is run asynchronously on the master search node, while CMA-ME and CMA-ES synchronize after each generation. We ran each algorithm for 5 trials and generated 50,000 candidate solutions per trial.

#### 5.5 Results

Table 3 shows that CMA-ME outperforms both CMA-ES and MAP-Elites in maximum fitness, maximum winrate, the number of cells filled, and QD-Score. The distribution of elites for all three algorithms show that CMA-ME distributes the elites to higher performing parts of the behavior space than both CMA-ES and MAP-Elites (see Fig. 5(a)). The sample map of elites for CMA-ME and MAP-Elites in Fig. 1 similarly illustrates that CMA-ME better covers the behavior space and finds higher quality policies than MAP-Elites.

Fig. 5(b) shows the increase in quality diversity over time, with CMA-ME more than doubling the QD-Score of MAP-Elites. Fig. 5(c) shows the increase in winrate over time. CMA-ME maintains a higher winrate than CMA-ES and MAP-Elites at all stages of evaluation. CMA-ES quickly converges to a single solution but is surpassed by MAP-Elites later in the evaluation.

## 6 DISCUSSION

In the *Hearthstone* experiment, CMA-ME and MAP-Elites outperformed CMA-ES in overall winrate. One explanation is that CMA-ES is led into a *deceptive trap* by the fitness function: early strategies that can win a few games are likely to be aggro strategies, while early in training it may be better to learn to control the board state instead.

The toy domain showed that when projecting from high to low dimensional spaces, the distribution of the behavior space becomes narrow, making random sampling unlikely to cover a large fraction of the behavior space. Adapting the sampling distribution using covariance matrix adaptation improves behavior space exploration.

Our study of the behavior space in the toy domain suggests that approximating or predicting a uniform tessellation of the true, rather than the observed behavior space, holds much promise in improving current methods that rely on random sampling of the search space, such as CVT-MAP-Elites [52] and MESB [22].

The challenges arising from the Bates distribution in the toy domain are not limited to linear mappings from search to behavior space. In fact, in the *Hearthstone* domain it was challenging to explore the "average number of turns" dimension (horizontal axis in Fig. 1), even though the mapping from search to behavior space in that domain is most likely non-linear.

## 7 CONCLUSIONS

We presented a new algorithm, CMA-ME, that combines the strengths of two powerful algorithms, CMA-ES and MAP-Elites. The results from the toy domain show that optimization principles from CMA-ES can be leveraged to greatly accelerate the behavior coverage in a quality diversity algorithm. The *Hearthstone* domain results match the findings of the toy domain, and additionally show that the diversity components from MAP-Elites improves the overall quality of solutions in continuous search spaces, compared to using standard CMA-ES. Overall, the results suggest that CMA-ME significantly improves on MAP-Elites by bringing modern optimization methods to quality-diversity problems for the first time. This opens up significant new opportunities for research and deployment, as very many applications that are currently thought of as optimization



problems can fruitfully be thought of as quality-diversity problems. This applies in particular to learning policies encoded as neural networks; complementing the objective function with behavioral characteristics can yield not only a useful diversity of behavior, but also better performance on the original objective.

## ACKNOWLEDGMENTS

The authors would like to thank Heramb Nemlekar and Mark Nelson for their feedback on a preliminary version of this paper.

## REFERENCES

- [1] Alberto Alvarez, Steve Dahlsgog, Jose Font, and Julian Togelius. 2019. Empowering Quality Diversity in Dungeon Design with Interactive Constrained MAP-Elites. *IEEE Conference on Games (CoG)*.
- [2] Kai Arulkumaran, Antoine Cully, and Julian Togelius. 2019. AlphaStar: An Evolutionary Computation Perspective. In *GECCO '19: Proceedings of the Genetic and Evolutionary Computation Conference Companion*, Manuel López-Ibáñez (Ed.). ACM, New York, NY, USA.
- [3] Anne Auger and Nikolaus Hansen. 2005. A restart CMA evolution strategy with increasing population size. In *2005 IEEE congress on evolutionary computation*, Vol. 2. IEEE, 1769–1776.
- [4] Marc G Bellemare, Yavar Naddaf, Joel Veness, and Michael Bowling. 2013. The arcade learning environment: An evaluation platform for general agents. *Journal of Artificial Intelligence Research* 47 (2013), 253–279.
- [5] Aditya Bhatt, Scott Lee, Fernando de Mesentier Silva, Connor W. Watson, Julian Togelius, and Amy K. Hoover. 2018. Exploring the Hearthstone Deck Space. In *Proceedings of the 13th International Conference on the Foundations of Digital Games*. ACM, 18.
- [6] Rodrigo Canaan, Julian Togelius, Andy Nealen, and Stefan Menzel. 2019. Diverse Agents for Ad-Hoc Cooperation in Hanabi. In *2019 IEEE Conference on Games (CoG)*. IEEE, 1–8.
- [7] Vladimír Černý. 1985. Thermodynamical Approach to the Traveling Salesman Problem: An Efficient Simulation Algorithm. *Journal of Optimization Theory and Applications* 45, 1 (1985), 41–51.
- [8] Edoardo Conti, Vashisht Madhavan, Felipe Petroski Such, Joel Lehman, Kenneth O. Stanley, and Jeff Clune. 2018. Improving Exploration in Evolution Strategies for Deep Reinforcement Learning via a Population of Novelty-Seeking Agents. In *Proceedings of the 32Nd International Conference on Neural Information Processing Systems (NIPS'18)*. Curran Associates Inc., USA, 5032–5043. <http://dl.acm.org/citation.cfm?id=3327345.3327410>
- [9] Giuseppe Cuccu, Julian Togelius, and Philippe Cudré-Mauroux. 2019. Playing atari with six neurons. In *Proceedings of the 18th International Conference on Autonomous Agents and MultiAgent Systems*. International Foundation for Autonomous Agents and Multiagent Systems, 998–1006.
- [10] Antoine Cully. 2019. Autonomous Skill Discovery with Quality-Diversity and Unsupervised Descriptors. In *Proceedings of the Genetic and Evolutionary Computation Conference (GECCO '19)*. ACM, 81–89.
- [11] Antoine Cully, Jeff Clune, Danesh Tarapore, and Jean-Baptiste Mouret. 2015. Robots that can adapt like animals. *Nature* 521, 7553 (2015), 503.
- [12] Antoine Cully and Yiannis Demiris. 2017. Quality and diversity optimization: A unifying modular framework. *IEEE Transactions on Evolutionary Computation* 22, 2 (2017), 245–259.
- [13] Antoine Cully and Jean-Baptiste Mouret. 2013. Behavioral Repertoire Learning in Robotics. In *Proceedings of the 15th Annual Conference on Genetic and Evolutionary Computation (GECCO '13)*. ACM, 175–182.
- [14] Antoine Cully and Jean-Baptiste Mouret. 2016. Evolving a Behavioral Repertoire for a Walking Robot. *Evolutionary Computation* 24 (2016), 59–88. Issue 1.
- [15] Cedric Decoster, Jean Seong Bjorn Choe, et al. 2019. *Sabberstone*. <https://github.com/HearthSim/SabberStone> Accessed: 2019-11-01.
- [16] Adrien Ecoffet, Joost Huizinga, Joel Lehman, Kenneth O. Stanley, and Jeff Clune. 2019. Go-Explore: a New Approach for Hard-Exploration Problems. (2019). arXiv:1901.10995
- [17] A. E. Eiben, R. Hinterding, and Z. Michalewicz. 1999. Parameter control in evolutionary algorithms. *IEEE Transactions on Evolutionary Computation* 3, 2 (July 1999), 124–141. <https://doi.org/10.1109/4235.771166>
- [18] Blizzard Entertainment. [n. d.]. Hearthstone. <https://playhearthstone.com/en-us/>. ([n. d.]). Accessed: 2019-11-01.
- [19] Stefano Fioravanzo and Giovanni Iacca. 2019. Evaluating MAP-Elites on Constrained Optimization Problems. (2019). arXiv:1902.00703
- [20] Matthew Fontaine. 2019. *EvoStone*. <https://github.com/tehqin/EvoStone> Accessed: 2019-12-01.
- [21] Matthew Fontaine. 2019. *QualDivBenchmark*. <https://github.com/tehqin/QualDivBenchmark> Accessed: 2019-12-01.
- [22] Matthew C. Fontaine, Scott Lee, L. B. Soros, Fernando de Mesentier Silva, Julian Togelius, and Amy K. Hoover. 2019. Mapping Hearthstone Deck Spaces through MAP-Elites with Sliding Boundaries. In *Proceedings of the Genetic and Evolutionary Computation Conference (GECCO '19)*. ACM, New York, NY, USA, 161–169. <https://doi.org/10.1145/3321707.3321794>
- [23] Adam Gaier, Alexander Asteroth, and Jean-Baptiste Mouret. 2017. Data-efficient exploration, optimization, and modeling of diverse designs through surrogate-assisted illumination. In *Proceedings of the Genetic and Evolutionary Computation Conference*. ACM, 99–106.
- [24] Adam Gaier, Alexander Asteroth, and Jean-Baptiste Mouret. 2019. Are Quality Diversity Algorithms Better at Generating Stepping Stones than Objective-Based Search?. In *Proceedings of the Genetic and Evolutionary Computation Conference Companion*. ACM, 115–116.
- [25] Pablo García-Sánchez, Alberto Tonda, Antonio J Fernández-Leiva, and Carlos Cotta. 2019. Optimizing Hearthstone agents using an evolutionary algorithm. *Knowledge-Based Systems* (2019), 105032.
- [26] Farzad Ghannadian, Cecil Alford, and Ron Shonkwiler. 1996. Application of random restart to genetic algorithms. *Information Sciences* 95, 1-2 (1996), 81–102.
- [27] Tobias Glasmachers, Tom Schaul, Sun Yi, Daan Wierstra, and Jürgen Schmidhuber. 2010. Exponential natural evolution strategies. In *Proceedings of the 12th annual conference on Genetic and evolutionary computation*. ACM, 393–400.
- [28] Daniele Gravina, Ahmed Khalifa, Antonios Liapis, Julian Togelius, and Georgios Yannakakis. 2019. Procedural Content Generation through Quality Diversity. *IEEE Conference on Games (CoG)*, 1–8. <https://doi.org/10.1109/CIG.2019.8848053>
- [29] Nikolaus Hansen. 2016. The CMA evolution strategy: A tutorial. *arXiv preprint arXiv:1604.00772* (2016).
- [30] Nikolaus Hansen, Anne Auger, Olaf Mersmann, Tea Tusar, and Dimo Brockhoff. 2016. COCO: A platform for comparing continuous optimizers in a black-box setting. (2016). arXiv:1603.08785
- [31] Nikolaus Hansen, Anne Auger, Raymond Ros, Steffen Finck, and Petr Požárňák. 2010. Comparing Results of 31 Algorithms from the Black-Box Optimization Benchmarking BBOB-2009. *Proceedings of the 12th Annual Genetic and Evolutionary Computation Conference, GECCO '10 - Companion Publication*, 1689–1696. <https://doi.org/10.1145/1830761.1830790>
- [32] Nikolaus Hansen and Andreas Ostermeier. 2001. Completely derandomized self-adaptation in evolution strategies. *Evolutionary computation* 9, 2 (2001), 159–195.
- [33] Amy K Hoover, Julian Togelius, Scott Lee, and Fernando de Mesentier Silva. 2019. The Many AI Challenges of Hearthstone. *KI-Künstliche Intelligenz* (2019), 1–11.
- [34] HSReplay. [n. d.]. HSReplay. <https://hsreplay.net/>. ([n. d.]). Accessed: 2019-11-01.
- [35] Ahmed Khalifa, Scott Lee, Andy Nealen, and Julian Togelius. 2018. Talakat: Bullet Hell Generation Through Constrained Map-elites. In *Proceedings of the Genetic and Evolutionary Computation Conference (GECCO '18)*. ACM, New York, NY, USA, 1047–1054. <https://doi.org/10.1145/3205455.3205470>
- [36] Scott Kirkpatrick, C Daniel Gelatt, and Mario P Vecchi. 1983. Optimization by Simulated Annealing. *Science* 220, 4598 (1983), 671–680.
- [37] Joel Lehman and Kenneth O. Stanley. 2008. Exploiting Open-Endedness to Solve Problems through the Search for Novelty. In *Proceedings of the Eleventh International Conference on Artificial Life (Alife XI)*. 329–336.
- [38] Joel Lehman and Kenneth O. Stanley. 2011. Abandoning Objectives: Evolution through the Search for Novelty Alone. *Evolutionary Computation* (2011).
- [39] Joel Lehman and Kenneth O. Stanley. 2011. Evolving a Diversity of Virtual Creatures through Novelty Search and Local Competition. In *Proceedings of the 13th Annual Conference on Genetic and Evolutionary Computation (GECCO '11)*. ACM, 211–218.
- [40] Fei Liang. [n. d.]. Tempo Rogue. <https://www.hearthstonetopdecks.com/decks/tempo-rogue-rise-of-shadows-1-legend-etc/>. ([n. d.]). Accessed: 2019-11-01.
- [41] JJ Liang, BY Qu, PN Suganthan, and Alfredo G Hernández-Díaz. 2013. *Problem Definitions and Evaluation Criteria for the CEC 2013 Special Session on Real-Parameter Optimization*. Technical Report 201212. Computational Intelligence Laboratory at Zhengzhou University and Nanyang Technological University. 281–295 pages.
- [42] Jean-Baptiste Mouret and Jeff Clune. 2015. Illuminating search spaces by mapping elites. (2015). arXiv:1504.04909
- [43] Andrew Y. Ng, Daishi Harada, and Stuart J. Russell. 1999. Policy Invariance Under Reward Transformations: Theory and Application to Reward Shaping. In *Proceedings of the Sixteenth International Conference on Machine Learning (ICML '99)*. Morgan Kaufmann Publishers Inc., San Francisco, CA, USA, 278–287. <http://dl.acm.org/citation.cfm?id=645528.657613>
- [44] J rgen Nordmoen, Kai Olav Ellefsen, and Kyrre Glette. 2018. *Combining MAP-Elites and Incremental Evolution to Generate Gaits for a Mammalian Quadruped Robot*. 719–733. [https://doi.org/10.1007/978-3-319-77538-8\\_48](https://doi.org/10.1007/978-3-319-77538-8_48)
- [45] J rgen Nordmoen, Eivind Samuelsen, Kai Olav Ellefsen, and Kyrre Glette. 2018. Dynamic Mutation in MAP-Elites for Robotic Repertoire Generation. In *Artificial Life Conference Proceedings*. MIT Press, 598–605. [https://doi.org/10.1162/isal\\_a\\_00110](https://doi.org/10.1162/isal_a_00110)

- [46] Mike Preuss. 2012. Improved Topological Niching for Real-valued Global Optimization. In *Proceedings of the 2012T European Conference on Applications of Evolutionary Computation (EvoApplications'12)*. Springer-Verlag, Berlin, Heidelberg, 386–395. [https://doi.org/10.1007/978-3-642-29178-4\\_39](https://doi.org/10.1007/978-3-642-29178-4_39)
- [47] Justin K. Pugh, Lisa B. Soros, and Kenneth O. Stanley. 2016. Quality Diversity: A New Frontier for Evolutionary Computation. *Frontiers in Robotics and AI* 3 (2016), 40. <https://doi.org/10.3389/frobt.2016.00040>
- [48] Justin K. Pugh, L. B. Soros, Paul A. Szerlip, and Kenneth O. Stanley. 2015. Confronting the Challenge of Quality Diversity. In *Proceedings of the 2015 Annual Conference on Genetic and Evolutionary Computation (GECCO '15)*. ACM, New York, NY, USA, 967–974. <https://doi.org/10.1145/2739480.2754664>
- [49] Ofer M. Shir and Thomas Bäck. 2006. Niche Radius Adaptation in the CMA-ES Niching Algorithm. In *Proceedings of the 9th International Conference on Parallel Problem Solving from Nature (PPSN'06)*. Springer-Verlag, Berlin, Heidelberg, 142–151. [https://doi.org/10.1007/11844297\\_15](https://doi.org/10.1007/11844297_15)
- [50] Maciej Świechowski, Tomasz Tajmayer, and Andrzej Janusz. 2018. Improving Hearthstone AI by Combining MCTS and Supervised Learning Algorithms. In *2018 IEEE Conference on Computational Intelligence and Games (CIG)*. IEEE, 1–8.
- [51] Neil Urquhart and Emma Hart. 2018. Optimisation and illumination of a real-world workforce scheduling and routing application (WSRP) via Map-Elites. In *International Conference on Parallel Problem Solving from Nature*. Springer, 488–499.
- [52] Vassilis Vassiliades, Konstantinos Chatzilygeroudis, and Jean-Baptiste Mouret. 2018. Using Centroidal Voronoi Tessellations to Scale Up the Multidimensional Archive of Phenotypic Elites Algorithm. *IEEE Transactions on Evolutionary Computation* 22, 4 (2018), 623–630.
- [53] Oriol Vinyals, Igor Babuschkin, Wojciech M. Czarnecki, Michaël Mathieu, Andrew Dudzik, Junyoung Chung, David H. Choi, Richard Powell, Timo Ewalds, Petko Georgiev, et al. 2019. Grandmaster level in StarCraft II using multi-agent reinforcement learning. *Nature* 575, 11 (2019), 350–354. <https://doi.org/10.1038/s41586-019-1724-z>