

SUBLIMATION OF WATER ICE FROM A POPULATION OF LARGE, LONG-LASTING GRAINS NEAR THE NUCLEUS OF 2I/BORISOV?

ZDENEK SEKANINA

Jet Propulsion Laboratory, California Institute of Technology, 4800 Oak Grove Drive, Pasadena, CA 91109, U.S.A.

Version November 14, 2019; Addendum November 18, 2019

ABSTRACT

Potential effects of sublimation of water ice from very slowly moving millimeter-sized and larger grains, a product of activity at ~ 10 AU or farther from the Sun driven presumably by annealing of amorphous water ice, are investigated by comparing 2I/Borisov with a nominal Oort Cloud comet of equal perihelion distance of 2 AU. This comparison suggests that the strongly hyperbolic motion of 2I mitigates the integrated sublimation effect. The population of these grains near the nucleus of 2I is likely to have been responsible for the comet appearing excessively bright in pre-discovery images at 5–6 AU from the Sun, when the sublimation rate was exceedingly low, as well as for the prominent nuclear condensation more recently. All grains smaller than 2–3 cm across had been devolatilized by mid-October 2019 and some subjected to rapid disintegration. This left only larger chunks of the initial icy-dust halo contributing to the comet’s strongly suspected hyperactivity. Sublimation of water ice from the nucleus has been increasing since the time of discovery, but the rate has not been high enough to exert a measurable nongravitational acceleration on the orbital motion of 2I/Borisov.

Subject headings: comets: individual (2I/Borisov, Oort Cloud comets) — methods: data analysis

1. INTRODUCTION

McKay et al.’s (2019) detection of the red forbidden line of atomic oxygen in 2I/Borisov on 2019 October 11 (when the comet was 2.38 AU from the Sun) and interpretation in terms of the production of water resulted in their determination of a production rate of 0.63×10^{27} molecules s^{-1} with an error of ± 24 percent. On the other hand, from a 15 hour integration time of their radio observations of the OH line at 1667 MHz on October 2–25, Crovisier et al. (2019) estimated an OH production rate of 3.3×10^{27} molecules s^{-1} with an uncertainty of ± 27 percent. This result is virtually identical with Bolin et al.’s (2019) water production rate estimate of 100 kg s^{-1} based on their approximate scaling of a typical CN/H₂O abundance ratio and an available CN production rate (Fitzsimmons et al. 2019).

Combining Crovisier et al.’s production rate result with Bolin et al.’s estimated upper limit of 1.4 km on the comet’s nuclear diameter and with McKay et al.’s estimate of an averaged water sublimation rate of 0.37×10^{27} molecules $\text{km}^{-2} \text{s}^{-1}$ at the given heliocentric distance, one finds an active area of more than 140 percent of the upper limit of the total surface area of the nucleus. It appears that the suggestion of the comet’s potential hyperactivity, expressed independently by McKay et al., is well taken. In the following, I present a scenario not considered by McKay et al. or Bolin et al. that is in line with a high abundance of water, without the need of introducing carbon monoxide as the driver of activity in the pre-discovery observations.

2. HALO OF LARGE ICY-DUST GRAINS AND CHUNKS

In a recent short communication (Sekanina 2019a) I noted that the inner coma of 2I/Borisov, resolved in the widely disseminated image taken by a camera on board the Hubble Space Telescope one day after McKay et al.

(2019) made their observation, shows a feature extending over a few arcseconds from the nuclear condensation in a general direction of the negative orbital-velocity vector. Orbital considerations suggest that this projected side of the inner coma could be occupied by a halo of nearly-stationary, centimeter-sized and larger icy-dust grains or pebbles released from the nucleus at times when the comet was still far (on the order of 10 AU or more) from the Sun. This type of debris (in a range from a millimeter across up) is commonplace in the characteristic tails of Oort Cloud comets with perihelia near or beyond the snow line (Sekanina 1975). The activity that releases this debris is believed to be driven by annealing of amorphous water ice in comets just arriving from the Oort Cloud (Meech et al. 2009).

I now propose that 2I/Borisov has undergone similar evolution as do Oort Cloud comets on their way to perihelion and that sublimating centimeter-sized and larger grains and chunks in its atmosphere could contribute substantially to the reported water production, thereby explaining the comet’s hyperactivity even if only a relatively small fraction of a relatively small nucleus is actually active. A very similar scenario was considered by A’Hearn et al. (1984) for an Oort Cloud comet C/1980 E1 (Bowell; old designation 1980 I = 1980b); they attributed the observed high production rates of water to a cloud of pre-existing sizable grains proposed in my earlier paper (Sekanina 1982).

To examine the plausibility of applying this hypothesis to 2I/Borisov, I assume that dark grains, consisting of dirty water ice (i.e., contaminated by refractory material), are in thermal equilibrium, having a fairly uniform temperature dictated at a given heliocentric distance by the energy balance between the radiation input from the Sun and the losses by the thermal reradiation and water ice sublimation. Somewhat arbitrarily I assume the Bond albedo of 0.04 and the emissivity of 0.9. Because this sublimation regime differs from the one assumed for

the nucleus by McKay et al. (2019), the sublimation area of the putative source of detected water is also different, equaling 5.8 km² instead of 1.7 km².

Let the sublimation rate of water ice implied by the energy balance at time t , when the comet is at heliocentric distance $r(t)$, be $\dot{Z}(t)$, expressed in molecules cm⁻² s⁻¹. Next, I introduce a columnar sublimation rate, $d\Lambda(t)/dt$ or $\dot{\Lambda}(t)$, at which the thickness of a layer or the length of a column of water ice contracts (in cm s⁻¹, for example) due to its sublimation, by

$$\dot{\Lambda}(t) = \frac{\mu \dot{Z}(t)}{\delta}, \quad (1)$$

where μ is the mass of a water molecule and δ is the bulk density of water ice in the grain. Integrating (1) from an early time before the sublimation began, the length of a column of water ice that has sublimated away by a reference time, t_{ref} , is

$$\Lambda(t_{\text{ref}}) = \int_{-\infty}^{t_{\text{ref}}} \dot{\Lambda}(t) dt = \frac{\mu}{\delta} \int_{-\infty}^{r_{\text{ref}}} \dot{Z}(r) \dot{r}^{-1} dr, \quad (2)$$

where t_{ref} is reckoned from perihelion, t_{π} , and r_{ref} is the heliocentric distance at time t_{ref} . In general, there are no constraints on t_{ref} , but in the following I only consider the contraction of a column of water ice by its sublimation along the preperihelion leg of the orbit, in which case $t_{\text{ref}} - t_{\pi} \leq 0$ and $\dot{r} \leq 0$.

To facilitate the integration, I introduce a new, dimensionless variable, $0 \leq z \leq 1$, by substituting

$$z = \exp\left(\frac{\tau}{\tau_0}\right), \quad (3)$$

where $\tau = t - t_{\pi}$ and $\tau_0 > 0$ is a constant. The length of a column of water ice sublimated by time t_{ref} is then

$$\Lambda(t_{\text{ref}}) = \tau_0 \int_0^{\exp(\tau_{\text{ref}}/\tau_0)} \mathcal{F}(z) dz, \quad (4)$$

where $\tau_{\text{ref}} = t_{\text{ref}} - t_{\pi}$ and

$$\mathcal{F}(z) = \frac{\dot{\Lambda}(t)}{z} = \dot{\Lambda}(t) \exp\left(-\frac{\tau}{\tau_0}\right). \quad (5)$$

The columnar rates $\dot{\Lambda}(t)$ of water ice sublimation for 2I/Borisov and an Oort Cloud comet of the perihelion distance of 2.006 AU, are compared in Figure 1 as a function of time reckoned from perihelion. The lower rates for 2I/Borisov stem from the higher orbital velocity in its strongly hyperbolic path, i.e., at an equal time from perihelion 2I is farther from the Sun than the Oort Cloud comet of equal perihelion distance.

The length of a column of water ice sublimated by the reference time, defined by Equation (2), is obviously also shorter for 2I than for the nominal Oort Cloud comet. To determine this quantitatively, the integration of the expression on the right-hand side of Equation (2) or (4) requires decisions on two issues: (i) to devise an appropriate method of integration; and (ii) to choose the constant τ_0 separately for 2I and the nominal comet in the parabolic orbit once Equation (4) is used.

The choice of τ_0 is not at all critical, the only concern being that, for the purpose of smooth integration, \mathcal{F} is approximately flat near perihelion, where Λ reaches its maximum. This condition is satisfied by $\tau_0 = 150$ days

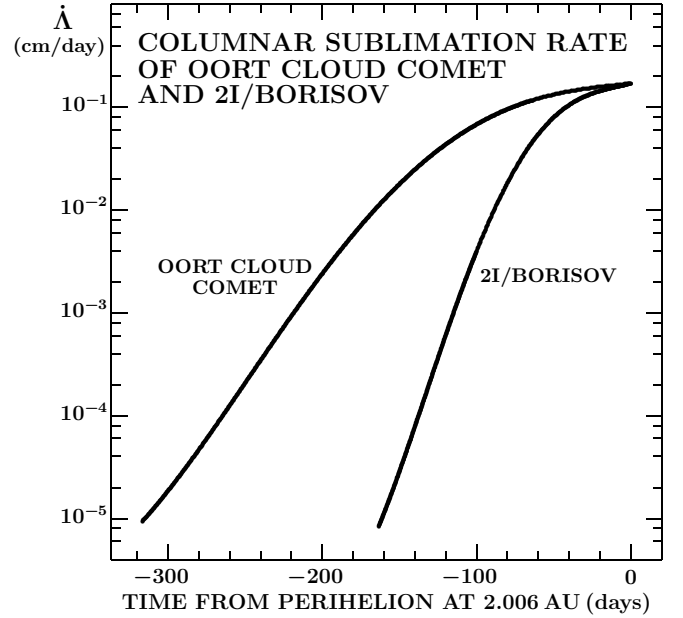


Figure 1. Comparison of preperihelion columnar rates of water ice sublimation from grains in the atmospheres of comet 2I/Borisov and a nominal Oort Cloud comet of equal perihelion distance of 2.006 AU. Note that because of the higher orbital velocity, 2I's rate is lower by one order of magnitude 90 days before perihelion, but by five orders of magnitude 140 days before perihelion.

for 2I/Borisov and by $\tau_0 = 300$ days for the nominal Oort Cloud comet in the parabolic orbit.

An obvious choice for approximating a function defined by a sequence of (x, y) data pairs is a polynomial $y(x)$, whose coefficients are determined by least squares. The advantage of this approach is twofold: first, one can optimize the polynomial's degree by searching for the lowest possible degree that secures the requested quality of fit; and second, the integration is straightforward. To follow this procedure, I write

$$\mathcal{F}_j(t) = \sum_{k=0}^n a_{k,j} z^k, \quad (6)$$

where $j = 1$ for 2I/Borisov and $j = 2$ for the Oort Cloud comet. In accordance with this notation, I refer from now on to Λ and τ_0 for 2I/Borisov as Λ_1 and $\tau_{0,1}$, for the Oort Cloud comet as Λ_2 and $\tau_{0,2}$, respectively. Experimentation with a number of reference points (z, \mathcal{F}) has shown that a cubic polynomial fits both 2I/Borisov and the Oort Cloud comet quite adequately, if a typical error of approximately ± 0.001 cm day⁻¹ for \mathcal{F}_j is acceptable, but *only* over the range of heliocentric distances not exceeding $r^* = 3.4$ AU, equivalent to about $z_1^* \simeq 0.43$ and $t_1^* - t_{\pi} = -125$ days for 2I/Borisov and to $z_2^* \simeq 0.45$ and $t_2^* - t_{\pi} = -240$ days for the nominal Oort Cloud comet. The failure of any fit of this kind for all values of z smaller (and times from perihelion larger) than these limits has two major implications. One is the need to devise an integration approach other than via Equation (4) for all reference times preceding t^* (i.e., for heliocentric distances larger than r^*). And two, all reference times between t^* and the perihelion time t_{π} call obviously for a revision of the integration limits in Equation (4).

The remedy of the first problem is greatly facilitated by the fact that at heliocentric distances exceeding 3.4 AU the incident solar radiation is spent overwhelmingly on reradiation, so that the columnar rate of water ice sublimation follows closely a relation

$$\dot{\Lambda} = A \exp(-B\sqrt{r}), \quad (7)$$

where $A = 6.7 \times 10^{13} \text{ cm day}^{-1}$ and $B = 21.587 \text{ AU}^{-\frac{1}{2}}$. One bypasses Equation (4) by integrating directly Equation (2) to obtain for the length of the sublimated column of water ice by time t^* an expression

$$\Lambda_j(t^*) = A \int_{-\infty}^{t^*} \exp(-B\sqrt{r}) dt. \quad (8)$$

Next one substitutes $dt = \dot{r}^{-1} dr$ with

$$\dot{r} = \frac{k_0 e \sin u}{\sqrt{p}}, \quad (9)$$

where $k_0 = 0.0172021 \text{ AU}^{\frac{3}{2}} \text{ day}^{-1}$ is the Gaussian gravitational constant, e the orbit eccentricity, $p = q(1+e)$ the semi-latus rectum (in AU), q the perihelion distance (in AU), and u the true anomaly. At a heliocentric distance of 3.4 AU preperihelion one obtains $\dot{r} = -29.88 \text{ km s}^{-1}$ for 2I/Borisov, but -14.63 km s^{-1} for the nominal Oort Cloud comet. Examining $\Lambda_2(t_2^*)$ first, I note that for a parabolic orbit Equation (9) becomes before perihelion

$$\dot{r} = -\frac{k_0 \sqrt{2}}{r} \sqrt{r-q}, \quad (10)$$

which for $r > fq$ satisfies a condition

$$|\dot{r}|^{-1} < \frac{\sqrt{r}}{k_0 \sqrt{2}} \sqrt{\frac{f}{f-1}}. \quad (11)$$

Inserting Equation (11) into Equation (8) I find

$$\begin{aligned} \Lambda_2(t_2^*) &< \frac{A}{k_0 \sqrt{2}} \sqrt{\frac{f}{f-1}} \int_{r^*}^{\infty} \sqrt{r} \exp(-B\sqrt{r}) dr \\ &= \frac{2A\sqrt{2}}{k_0 B^3} \sqrt{\frac{f}{f-1}} \exp(-B\sqrt{r^*}) \left(1 + B\sqrt{r^*} + \frac{1}{2} B^2 r^*\right). \end{aligned} \quad (12)$$

For $f = r^*/q = 1.695$ I find

$$\sqrt{\frac{f}{f-1}} = \sqrt{\frac{r^*}{r^*-q}} = 1.562. \quad (13)$$

Inserting the numerical values into Equation (12), one obtains $\Lambda_2(t_2^*) < 0.0073 \text{ cm}$ for the nominal Oort Cloud comet and from the hyperbolic-to-parabolic ratio of the radial velocities $\Lambda_1(t_1^*) < 0.0036 \text{ cm}$ for 2I/Borisov, both implying negligible sublimation losses along either trajectory for centimeter-sized grains by the time the object had reached 3.4 AU.

The second remedy, required by the limits of the polynomial approximation (6) to the columnar sublimation rate, is predictably a relatively minor modification of Equation (4). Marking now with primes the lengths of the sublimated columns computed by integrating \mathcal{F}_j via

polynomials, Λ'_j , I find (dropping the subscript *ref*)

$$\begin{aligned} \Lambda_j(t) &= \tau_{0,j} \int_{\exp(\tau_j^*/\tau_0)}^{\exp(\tau_j/\tau_0)} \mathcal{F}_j dz + \Lambda_j(t_j^*) \\ &= \tau_{0,j} [\Lambda'_j(t) - \Lambda'_j(t_j^*)] + o[\Lambda_j(t)], \quad j = 1, 2, \end{aligned} \quad (14)$$

where $\tau_j^* = t_j^* - t_\pi$, $o[x]$ means a negligible contribution to x , and again $j = 1$ for 2I/Borisov and $j = 2$ for the nominal Oort Cloud comet.

I already remarked that cubic polynomials represent adequate approximations for both objects; the columns Λ'_j sublimated by time t ($t_j^* < t \leq t_\pi$), employed in Equation (14), equal:

$$\Lambda'_j(t) = \tau_{0,j} z \sum_{k=0}^3 \frac{b_{k,j} z^k}{k+1}, \quad j = 1, 2, \quad (15)$$

where

$$b_{k,j} = \frac{a_{k,j}}{k+1}, \quad k=0, \dots, 3; \quad j=1, 2, \quad (16)$$

and

$$\begin{aligned} & \begin{matrix} j=1 & j=2 \end{matrix} \\ b_{0,j} &= +0.78485, \quad +0.96249, \\ b_{1,j} &= -2.06856, \quad -2.41993, \\ b_{2,j} &= +2.26169, \quad +2.53858, \\ b_{3,j} &= -0.81706, \quad -0.89328. \end{aligned} \quad (17)$$

Table 1 compares 2I/Borisov with the nominal Oort Cloud comet in terms of both the columnar rate of water ice sublimation and the total length of sublimated column of ice at various times before perihelion. Figures 2 and 3 show the sublimated columnar lengths as a function of time and heliocentric distance, respectively. Large differences between the two objects are plainly apparent, especially when plotted against time. For example, by the time of the Hubble Space Telescope's observation, 57 days before perihelion, the column of water ice that sublimated away should have been about 1 cm, so that ice would have been gone from all grains of up to about 2 cm across. According to Table 1 of Sekanina (2019a), such

Table 1

Preperihelion Columnar Sublimation of Water Ice from Grains and Pebbles in Atmospheres of Comet 2I/Borisov and Oort Cloud Comet of Equal Perihelion Distance

Time from perihelion (days)	2I/Borisov			Oort Cloud comet		
	Distance from Sun (AU)	Column rate $\dot{\Lambda}$ (cm/day)	Column length Λ (cm)	Distance from Sun (AU)	Column rate $\dot{\Lambda}$ (cm/day)	Column length Λ (cm)
-180	2.907	0.006	0.05
-160	2.751	0.013	0.23
-140	2.603	0.024	0.62
-120	2.463	0.042	1.30
-100	2.977	0.004	0.01	2.336	0.065	2.36
-80	2.672	0.018	0.22	2.225	0.092	3.91
-60	2.406	0.052	0.89	2.133	0.119	5.99
-40	2.194	0.101	2.36	2.064	0.143	8.62
-20	2.055	0.147	4.87	2.021	0.160	11.73
-10	2.018	0.161	6.44	2.010	0.165	13.37
0	2.006	0.166	8.10	2.006	0.166	15.03

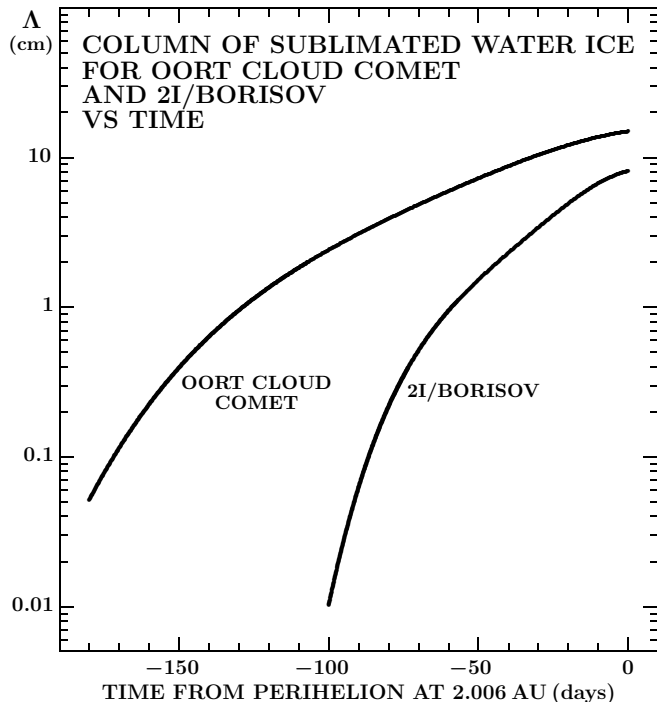


Figure 2. Column of water ice sublimated away from a chunk as a function of time before perihelion for 2I/Borisev and an Oort Cloud comet of equal perihelion distance.

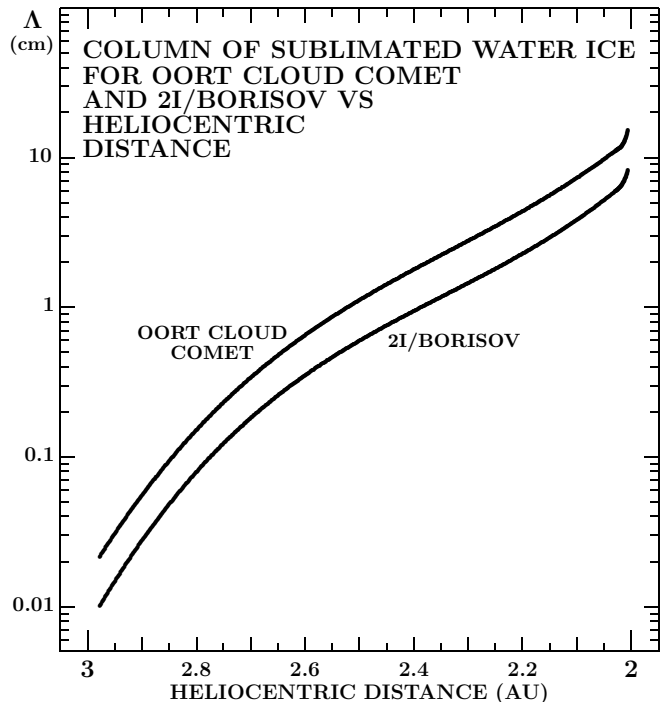


Figure 3. Column of water ice sublimated away from a chunk as a function of heliocentric distance before perihelion for 2I/Borisev and an Oort Cloud comet of equal perihelion distance.

chunks would be at 6300 km from the nucleus if they had been released ~ 1 year before perihelion, at ~ 8 AU from the Sun. By contrast, an Oort Cloud comet of equal perihelion distance would have lost by that time a column of water ice more than 6 cm thick, so only very massive chunks, much larger than 10 cm across would still possess some remaining ice. Thus, the substantially higher orbital velocity and the hyperbolic shape of the trajectory have helped 2I/Borisev lose water ice at a significantly lower rate than does an Oort Cloud of equal perihelion distance.

3. POPULATION OF LARGE GRAINS AND THE HYPERACTIVITY

The term *hyperactive comets* is usually employed to refer to a small group of short-period comets, including 21P/Giacobini-Zinner, 45P/Honda-Mrkos-Pajdušáková, 46P/Wirtanen, and 103P/Hartley, whose water production is anomalously high, often exceeding the level that implies the entire surface area of the nucleus is active. The best examined member of this group is 103P, the target of the EPOXI mission, whose hyperactivity was proposed by A'Hearn et al. (2011) to be driven primarily by gaseous CO_2 that blasts off chunks of sublimating water ice. Yet, Harker et al. (2018) have concluded that the underlying cause of the hyperactivity is still unknown.

Independently of the outcome of this dispute, I believe that 103P or any other short-period comet is not an appropriate standard for investigating the hyperactivity of 2I/Borisev because of their very different histories. A much better benchmark is C/1980 E1 (Bowell), an Oort Cloud comet with perihelion at 3.36 AU, which turned out to be extremely hyperactive around 5 AU preperihelion, although this term was not yet in use in those days.

A'Hearn et al. (1984) reported in their paper a water production rate of 0.74×10^{29} molecules s^{-1} at 5.25 AU and 1.55×10^{29} molecules s^{-1} at 4.63 AU from the Sun. These rates imply the surface area of a nonrotating nucleus of, respectively, 460 km and 190 km in diameter (!) and even a larger rapidly rotating nucleus. Although the nuclear size of C/1980 E1 is unknown, it has been estimated at not more than 10 km by A'Hearn et al. (1984), a discrepancy of more than one order of magnitude.

A'Hearn et al. resolved this disparity by assuming that the production of water near 5 AU preperihelion came from a source other than the nucleus, referring to my work on a population of large grains (>0.5 mm across) in the coma and tail of C/1980 E1 released from the nucleus probably near 11–12 AU from the Sun (Sekanina 1982), a product of the comet's activity on its first journey to the inner Solar System. Estimates of the total mass of this population of grains ranged from more than 10^{13} g to 5×10^{15} g, corresponding to a layer of between ~ 1 cm and ~ 1 m on a 10 km nucleus.

Grains observed in the tail of an Oort Cloud comet, whose perihelion is near or beyond the snow line, are released from the nucleus over a period of time, but the tail's narrow width and the characteristic major gap between the tail and the antisolar direction demonstrate that the grain release stopped long before observation. The time it began is unfortunately not well determined because of poor temporal resolution among early emissions in the tail orientation. Yet, I showed on an example of comet C/1954 O1 (Baade) that measuring the position angle of the tail's axis (as is commonly done) instead of the position angle of its maximum extent has a tendency to significantly underestimate both the minimum grain size in the tail and the heliocentric distance at

release (Sekanina 1975). For any comet displaying such a tail before perihelion, the heliocentric distance at release must obviously exceed markedly the perihelion distance. While Oort Cloud comets discovered 60–70 years ago had perihelia at distances of up to at most 5 AU, more recently the limit has moved up by several AU, yet some of these objects still display the tails, some even before perihelion.¹ This is a very strong argument for the onset of release of grains from Oort Cloud comets at heliocentric distances of at least ~ 10 AU from the Sun, corresponding to temperatures of not more than 80 K for a rapidly rotating comet and lower than 100 K for a nonrotating comet.

A paper by Meech et al. (2009) addresses the problem of the potential mechanism of large-grain release at very low temperatures; they prefer annealing of amorphous water ice, which is stable up to at least 120–130 K, over sublimation of carbon monoxide as the driver of activity far from the Sun in Oort Cloud comets. They show, in fact, that in laboratory experiments the annealing process begins at a temperature as low as 37 K, corresponding to a heliocentric distance of 59 AU for a rapidly rotating (isothermal) nucleus and still farther from the Sun for a nonrotating nucleus. Ice physics thus provides only modest constraints in terms of heliocentric distance at the time of release of grains.

Additional issues relate to the grains. Relative fractions of water ice, other ices, and refractory material in the grains upon arrival from the Oort Cloud are unknown. Nor is the grains' degree of coherence and their fate after the evacuation of water ice: does the skeleton hold together or does it disintegrate? And if it holds together, how does the loss of water ice affect its optical properties, such as the albedo? On the last issue, there is evidence that might indicate either the grains' failure to survive without the ice or a major drop in their reflectivity because the tails have a tendency to disappear in comets with perihelion distances below the snow line, being replaced near and after perihelion with tails of lesser age. Yet, these tails also lack grains substantially smaller than ~ 1 mm and no post-perihelion emission of dust is typically detected.

4. POPULATION OF LARGE GRAINS AND CHUNKS IN 2I/BORISOV AND ABSENCE OF NONGRAVITATIONAL ACCELERATION IN ITS ORBITAL MOTION

Bolin et al. (2019) reported Ye et al.'s (2019) detection of pre-discovery r -filter images of 2I/Borisov on 2019 March 17–18 and May 2 and 5 (when the comet was be-

tween 6.03 AU and 5.09 AU from the Sun), taken with the Zwicky Transient Facility's (ZTF) wide-field camera mounted on the 122-cm Schmidt telescope at Palomar, thus extending the observed arc of the orbit by 5.5 months. The authors pointed out that the comet was at the time of magnitude 20.5 to 21.0, much brighter than predicted by a water ice sublimation model, and argued that the brightness was consistent with activity driven by sublimation of carbon monoxide. The plot in their Figure 6 shows, however, that between 6 AU and 2.5 AU from the Sun the scattering cross-sectional area then varied with heliocentric distance r as $r^{-\frac{2}{3}}$ rather than the expected $\sim r^{-2}$ or steeper. And because activity at 2.5 AU was driven by sublimation of water ice and other volatiles from the nucleus, the exponent for the CO model should be still closer to zero. In addition, missing in Bolin et al.'s Figure 6 is evidence for a definite increase in the scattering cross section of dust from March to May, which would be expected in the case of CO driven activity.

On the other hand, if the comet's excessive brightness observed in the ZTF images of 2I/Borisov was due to a population of sizable, extremely slowly moving grains, the product of activity at very large heliocentric distance driven presumably by annealing of amorphous water ice (Meech et al. 2009), one would expect the cross-sectional area to stay constant between 2019 March and May. For an assumed albedo of 0.04, Bolin et al.'s results suggest the total cross-sectional area of the comet to equal ~ 200 km² at 5–6 AU before perihelion. Assuming this refers to the grain halo and a typical grain diameter of ~ 2 mm, the volume is 3×10^{11} cm³, which makes a layer of more than 10 cm thick on the nucleus smaller than 1.4 km across, in the same range as the result for the population of grains in C/1980 E1 (Section 3).

Because the sublimation rate of water ice from grains in the atmosphere of 2I/Borisov increases exponentially with time at heliocentric distances exceeding ~ 3 AU, reaching an integrated columnar length of 0.1 cm near 2.77 AU, 1 cm near 2.39 AU, 2 cm near 2.23 AU, and 4 cm near 2.1 AU (Figure 3), grains of the respective sizes become devolatilized at the respective heliocentric distances and subject to potential disintegration. This could explain three additional points: (i) the presumed presence, in the Hubble Space Telescope's image taken on October 12, of a population of centimeter-sized and larger chunks in the inner coma (Sekanina 2019a) and, simultaneously, the absence of a tail-like extension, composed of millimeter-sized grains of the same population and pointing along the direction of the negative orbital-velocity vector; (ii) the comet's hyperactivity over a broad range of heliocentric distances around 2.5 AU preperihelion, with a major contribution by the same centimeter-sized and larger grains because of their water sublimation; and (iii) the bumps in the comet's light curve in the course of September and early October (Bolin et al. 2019), which could be triggered by clouds of microscopic-sized debris of large devolatilized grains disintegrating at temporally variable rates.

Bolin et al. (2019) appear to admit the presence of a nongravitational acceleration in the orbital motion of 2I/Borisov by noting that “[m]oderate non-gravitational force parameters have been measured for the orbit of 2I in pre-discovery data when the comet's activity was weaker (Ye et al. 2019).” However, consideration of the

¹ An excellent example of what can be learned from high-quality imaging obtained at an appropriate time is Meech et al.'s (2009) image of C/1999 J2, taken on 2000 February 24, or 42 days preperihelion, at 7.11 AU. Compared to the other five images of this comet in the paper, the great advantage of this one is the large angle between the radius vector (p.a. 279°) and the negative orbital velocity vector (p.a. 20°). For the left, sharper, and perfectly rectilinear boundary of the tail I measure a position angle of 13°, which implies a release time of 1600 days before perihelion at 12 AU from the Sun. Assuming the tail extends to the edge of the frame, the smallest grains are subjected to a radiation pressure acceleration of 0.0014 the Sun's gravitational acceleration and are about 1.6 mm across. Their temperature is about 80 K. The right, much shorter, and less sharp boundary of the tail extends to a position angle of about 2–3°, implying a terminal release time 600 days before perihelion and a heliocentric distance of ~ 8 AU. The grains' implied temperature is about 100 K. The process extended for approximately 1000 days with an activating temperature range of $\sim 20^\circ$.

reported outgassing rates of 2I suggests that after normalization to 1 AU from the Sun, the nongravitational acceleration on this comet should at best be two orders of magnitude lower than the observed anomalous effect on 1I/‘Oumuamua. In fact, Nakano (2019) linked the pre-discovery astrometry from the ZTF database for 2018 December 13 and 2019 February 24, March 17, April 9, and May 2 and 5 with more than 1600 observations from August 30 through November 6 with no need to incorporate nongravitational terms into the equations of motion. His purely gravitational solution provides an excellent fit to the dataset with a mean residual of $\pm 0''.67$ and a very satisfactory distribution of individual residuals (which are explicitly tabulated by Nakano), free from any systematic trends.

5. CONCLUSIONS

While I by no means rule out sublimation of carbon monoxide (or other volatiles not directly tied to sublimation of water ice) from 2I/Borisov, I see no compelling evidence from the pre-discovery observations for CO driving the comet’s activity before water ice sublimation began to gradually dominate, as documented by the data acquired since discovery. I find that the observations reported thus far are consistent with a pre-existing population of (initially) millimeter-sized and larger icy-dust grains and chunks in the coma, presumably a product of the process of annealing of amorphous water ice (Meech et al. 2009) that proceeded in the conglomerate nucleus when the comet was, say, 10 AU or farther from the Sun. The presence of such a massive grain population made the comet bright in the 2019 March–May images, at 5–6 AU from the Sun. Devolatilization and subsequent disintegration of the smallest, millimeter-sized grains from this population was being completed in the course of September of 2019, and their microscopic-sized relics were gradually but temporally unevenly eliminated from the comet’s proximity by solar radiation pressure.

By mid-October, eight weeks before perihelion, sublimation of water continued only from the halo’s chunks > 2 –3 cm in diameter, the grain population’s sublimation cross section dropping from the initial ~ 200 km² down to < 6 km² or < 30 km², depending on whether one uses McKay et al.’s (2019) or Crovisier et al.’s (2019) data. Before the comet reaches perihelion, water sublimation from the nucleus should begin to dominate and the hyperactivity vanish, if 2I evolves as do Oort Cloud comets. As of mid-November 2019, the activity of 2I/Borisov has closely replicated — except for the reduced sublimation effect — that of Oort Cloud comets of similar perihelion distance, as previously suspected (Sekanina 2019b); it remains to be seen whether this affinity is going to be maintained throughout 2I’s journey about the Sun.

This research was carried out at the Jet Propulsion Laboratory, California Institute of Technology, under contract with the National Aeronautics and Space Administration.

REFERENCES

- A’Hearn, M. F., Schleicher, D. G., Feldman, P. D., et al. 1984, *AJ*, 89, 579
 A’Hearn, M. F., Belton, M. J. S., Delamere, W. A., et al. 2011, *Science*, 332, 1396 (erratum, 2012)

- Bolin, B. T., Lisse, C. M., Kasliwal, M. M., et al. 2019, eprint arXiv:1910.14004
 Crovisier, J., Colom, P., Biver, N., et al. 2019, CBET 4691
 Fitzsimmons, A., Hainaut, O., Meech, K. J., et al. 2019, *ApJ*, 885, L9
 Harker, D. E., Woodward, C. E., Kelley, M. S. P., et al. 2018, *AJ*, 155, 199
 McKay, A. J., Cochran, A. L., Dello Russo, N., et al. 2019, eprint arXiv:1910.12785
 Meech, K. J., Pittichová, J., Bar-Nun, A., et al. 2009, *Icarus*, 201, 719
 Nakano, S. 2019, NK 3929
 Sekanina, Z. 1975, *Icarus*, 25, 218
 Sekanina, Z. 1982, *AJ*, 87, 161
 Sekanina, Z. 2019a, eprint arXiv:1910.11457
 Sekanina, Z. 2019b, eprint arXiv:1910.08208
 Ye, Q.-Z., Kelley, M. S. P., Bolin, B. T., et al. 2019, in preparation

ADDENDUM, dated November 18, 2019

Now that the results of the pre-discovery observations investigated by Ye et al. (2019, eprint arXiv:1911.05902) have been published, two of the highlights of their work stand out as the most diagnostic: (i) a ballooning of the cross-sectional area of the comet from an undetected level (with a 3σ upper limit of 140 km²) in November 2018 to about 330 km² a month later at heliocentric distances r near 8 AU; and (ii) the comet’s intrinsic brightness, which varies approximately as r^{-2} from 8 AU down all the way to 2.4 AU, implies an essentially constant cross-sectional area over this range of heliocentric distances, until at least early October 2019, a 10-month period.

The most straightforward interpretation of the findings — which should likewise accommodate the high production rate of water in October — is liberation, over a period of several weeks to a few months and at extremely low velocities, of a large amount of icy-dust debris from the nucleus into the atmosphere, where it has been lingering for the 10 months seemingly unaltered. The process of annealing as a driver of this activity, proposed by Meech et al. (2009), was based on Bar-Nun et al.’s laboratory experiments, but independent and/or more recent work on annealing [e.g., S. A. Sandford & L. J. Allamandola (1988, *Icarus*, 76, 201), B. Schmitt et al. (1989, *ESA SP-302*, 65), O. ‘Ó. Gálvez et al. (2008, *Icarus*, 197, 599), L. J. Karssemeijer et al. (2013, *ApJ*, 781, 16), R. Martín-Doménech et al. (2014, *A&A*, 564, A8), A. N. Greenberg et al. (2017, *MNRAS*, 469, S517)] does in general support this suggestion. It is possible that the process was already in progress in November 2018 or perhaps even earlier, lasting for a few months. Some of the experiments indicate that especially CO₂/H₂O ice mixtures exhibit a strong annealing effect above 90 K, equivalent to the relevant range of heliocentric distances beyond 8 AU. Crystallization of amorphous ice, which also could trigger activity, should start near the subsolar point at about the same time or soon afterward. One has to keep in mind a potentially large temperature variations over the surface of the nucleus.

The requirement of extremely low velocities implies large size of the released debris. An order-of-magnitude estimate for the velocities is derived from an extreme condition that after 10 months the chunks should stay confined to within a fairly small distance, say, 5000 to 10000 km, of the nucleus, even if they keep expanding; this suggests 0.2 to 0.4 m s⁻¹, comparable to the velocity

of escape from a small comet. If an average piece of debris is between 0.1 cm and 1 cm across and of a bulk density of 0.5 g cm^{-3} , the estimated mass of fragments with the cross-sectional area of 330 km^2 is $(1\text{--}10) \times 10^{11} \text{ g}$. On a nucleus of *less* than 1.4 km across (Bolin et al. 2019) and equal density, this mass would be distributed in a layer of *more* than 3–30 cm thick, an estimate whose upper bound is in order-of-magnitude agreement with the thickness of a layer of grains released from the nucleus of C/1980 E1, estimated by A’Hearn et al. (1984) from their determination of the comet’s sublimation rate of water ice near 5 AU preperihelion.

The pre-discovery observations refer to a total *scattering* cross section of the debris, offering no information of the *sublimation* cross section, which is assumed to be the same near 8 AU, but dropping with decreasing heliocentric distance because of progressive depletion of water ice from smaller fragments by increasing sublimation

nearer perihelion, as shown in Table 1. It is still unclear whether, or at what rate, does the scattering cross section of the devolatilized debris drop with time. Potential fragmentation temporarily increases the cross section but has eventually the opposite effect as microscopic debris is removed by solar radiation pressure. In addition, the size of the contribution from increasing activity of the nucleus itself at $r < 3 \text{ AU}$ is yet to be determined. On the other hand, the total sublimation cross section in mid-October seems to have been at least crudely established to range between 6 km^2 and 30 km^2 . Interestingly, the size of the largest water-ice depleted pieces of debris just about equals the size of the debris that, released near 8 AU from the Sun, was in mid-October, at the Hubble Space Telescope’s imaging time, at the boundary of the inner coma. Thus, the inner coma, within $\sim 6000 \text{ km}$ or so of the nucleus, still contains sublimating chunks released near 8 AU from the Sun.