

An analysis of the heavy quarkonium inclusive decays up to NNNLO level using the principle of maximum conformality

Qing Yu,^{*} Xing-Gang Wu,[†] Jun Zeng,[‡] Xu-Dong Huang,[§] and Huai-Min Yu[¶]

Department of Physics, Chongqing University, Chongqing 401331, People's Republic of China

(Dated: November 14, 2019)

The next-to-next-to-leading order (NNLO) pQCD correction to the inclusive decays of the heavy quarkonium η_Q (Q being c or b) has been done in the literature within the framework of nonrelativistic QCD. One may observe that the NNLO decay width still has large renormalization scale dependence due to its weaker pQCD convergence, e.g. about $\pm 11\%$ for η_c and $\pm 17\%$ for η_b , by varying the scale within the range of $[m_Q, 4m_Q]$. The principle of maximum conformality (PMC) provides a systematic way to fix the α_s -running behavior of the process, which satisfies all the requirements of renormalization group invariance. We show that the resultant PMC conformal series is renormalization scale independent, thus the precision of the η_Q inclusive decay width can be greatly improved. Taking the relativistic correction $\mathcal{O}(\alpha_s v^2)$ into consideration, the ratios of η_Q decays to light hadrons or $\gamma\gamma$ are: $R_{\eta_c}^{\text{NNLO}}|_{\text{PMC}} = (3.93_{-0.24}^{+0.26}) \times 10^3$ and $R_{\eta_b}^{\text{NNLO}}|_{\text{PMC}} = (22.85_{-0.87}^{+0.90}) \times 10^3$, respectively. Here the errors are for $\Delta\alpha_s(M_Z) = \pm 0.0011$. As a step forward, by applying the Padé approximation approach (PAA) over the PMC conformal series, we give the NNNLO predictions for those two ratios, e.g. $R_{\eta_c}^{\text{NNNLO}}|_{\text{PAA+PMC}} = (5.66_{-0.55}^{+0.65}) \times 10^3$ and $R_{\eta_b}^{\text{NNNLO}}|_{\text{PAA+PMC}} = (26.02_{-1.17}^{+1.24}) \times 10^3$. The $R_{\eta_c}^{\text{NNNLO}}$ ratio agrees well with the latest PDG value $R_{\eta_c}^{\text{exp}} = (5.3_{-1.4}^{+2.4}) \times 10^3$, indicating the importance of a strict NNNLO calculation.

PACS numbers: 13.66.Bc, 14.40.Pq, 12.38.Bx

I. INTRODUCTION

The heavy quarkonium, being a common bound state of Quantum Chromodynamics (QCD) which consists of a pair of heavy quark and antiquark, has been continuously studied either experimentally or theoretically. For example, the η_c decays to light hadrons and $\gamma\gamma$ have been measured by the BES III detector [1], which also gives the evidence for $\eta_c \rightarrow \gamma\gamma$. In year 2018, the Partical Data Group (PDG) [2] issued the most recent information for heavy quarkonium from various measurements. The heavy quarkonium processes involve both perturbative and non-perturbative effects, and these processes are important tests of QCD factorization theories.

The nonrelativistic QCD (NRQCD) factorization theory provides us an effective framework to deal with heavy quarkonium processes [3], which factorizes the pQCD approximant into the non-perturbative but universal long-distance matrix elements (LDMEs) and the perturbatively calculable short-distance coefficients. More explicitly, the short-distance coefficients can be expressed as a perturbative series over the strong coupling constant (α_s) and the relative velocity of the heavy quarkonium (v); e.g. the decay width of the heavy quarkonium η_Q

can be factorized as the following form [4]

$$\Gamma_{\eta_Q} = \frac{F_1(^1S_0)}{m^2} \langle \eta_Q | \mathcal{O}_1(^1S_0) | \eta_Q \rangle + \frac{G_1(^1S_0)}{m^4} \langle \eta_Q | \mathcal{P}_1(^1S_0) | \eta_Q \rangle + \dots, \quad (1)$$

where $Q = c$ or b , respectively, $F_1(^1S_0)$ and $G_1(^1S_0)$ are short-distance coefficients. The perturbative series is arranged by the velocity scaling rule. The NRQCD matrix elements $\langle \eta_Q | \mathcal{O}_1(^1S_0) | \eta_Q \rangle$ and $\langle \eta_Q | \mathcal{P}_1(^1S_0) | \eta_Q \rangle$ refer to the possibility of observing the specific color and angular-momentum state of the $Q\bar{Q}$ pair, where the 4-fermion operators \mathcal{P}_1 and \mathcal{O}_1 produce or annihilate a $Q\bar{Q}$ pair in the Fock state $|\eta_Q\rangle$.

It is more convenient to compare the following ratio such that to avoid/suppress the uncertainties from the bound state parameters, which is defined as

$$R = \frac{\Gamma_{\eta_Q \rightarrow LH}}{\Gamma_{\eta_Q \rightarrow \gamma\gamma}}, \quad (2)$$

where LH stands for light hadrons. The next-to-leading-order (NLO) QCD corrections to the perturbative part of $\eta_c \rightarrow LH$ and $\eta_c \rightarrow \gamma\gamma$ have been done in Refs. [5, 6], and the relativistic $\mathcal{O}(\alpha_s v^2)$ -corrections have also been done in Refs. [7–9]. Recently, the next-to-next-to-leading order (NNLO) QCD corrections, including the relativistic corrections, have been finished by Feng et al. [10] and Brambilla et al. [11], which also show that factorization scale dependence of the R -ratio cancels at the NNLO level. Thus we are facing the chance of achieving a more accurate pQCD prediction on the R -ratio.

There is still large renormalization scale dependence for the NNLO pQCD approximant of the R -ratio under

^{*}Electronic address: yuq@cqu.edu.cn

[†]Electronic address: wuxg@cqu.edu.cn

[‡]Electronic address: zengj@cqu.edu.cn

[§]Electronic address: hxud@cqu.edu.cn

[¶]Electronic address: yuhm@cqu.edu.cn

conventional scale-setting approach. That is, conventionally, people adopts the “guessed” typical momentum flow of the process such as m_Q as the renormalization scale with the purpose of eliminating the large logarithmic terms or minimizing the contributions of the higher-order loop diagrams [12, 13]. Such a naive treatment, though conventional, directly violates the renormalization group invariance [14] and does not satisfy the self-consistency requirements of the renormalization group [15], leading to a scheme-dependent and scale-dependent less reliable pQCD prediction in lower orders.

To eliminate the unwanted scale and scheme ambiguities caused by using the “guessed” scale, the principle of maximum conformality (PMC) scale-setting approach has been suggested in the literature [16–20]. By using the PMC, the effective coupling constant is fixed by using the β -terms of the pQCD series with the help of the renormalization group equation (RGE). Since the effective coupling is independent to the choice of the renormalization scale, thus solving the conventional scale ambiguity. Further, after using the PMC to fix the renormalization scale, the coefficients of the resultant series match the series of the conformal theory, leading to a renormalization scheme independent prediction. At the present, the PMC approach has been successfully applied for various high-energy processes.

In the following, we shall apply the PMC single-scale approach (PMC-s) [21] to calculate the R -ratios for the η_c and η_b decays.

II. CALCULATION TECHNOLOGY

The pQCD approximant for the R -ratio has been calculated up to NNLO level under the $\overline{\text{MS}}$ -scheme

$$R = \frac{F_1(^1S_0)/m^2 + G_1(^1S_0)\langle v^2 \rangle_Q/m^2}{F_{\gamma\gamma}(^1S_0)/m^2 + G_{\gamma\gamma}(^1S_0)\langle v^2 \rangle_Q/m^2}, \quad (3)$$

where those short-distance coefficient $F_1(^1S_0)$, $G_1(^1S_0)$, $F_{\gamma\gamma}(^1S_0)$ and $G_{\gamma\gamma}(^1S_0)$ can be expressed as

$$F_1(^1S_0) = \frac{\pi C_F \alpha_s^2}{N_C} \left(1 + f_1 \frac{\alpha_s}{\pi} + f_2 \frac{\alpha_s^2}{\pi^2}\right), \quad (4)$$

$$G_1(^1S_0) = -\frac{4\pi C_F \alpha_s^2}{3N_C} \left(1 + g_1 \frac{\alpha_s}{\pi}\right), \quad (5)$$

$$F_{\gamma\gamma}(^1S_0) = 2\pi\alpha^2 e_Q^4 \left(1 + \left(\frac{-20 + \pi^2}{3}\right) \frac{\alpha_s}{\pi} + f_\gamma \frac{\alpha_s^2}{\pi^2}\right), \quad (6)$$

$$G_{\gamma\gamma}(^1S_0) = 2\pi\alpha^2 e_Q^4 \left(-\frac{4}{3} + g_\gamma \frac{\alpha_s}{\pi}\right). \quad (7)$$

All the coefficients f_1, f_2, g_1, f_γ and g_γ can be read from Refs. [8, 10, 22]. For the $SU(N_C)$ color group, $C_A = N_C$ and $C_F = (N_C^2 - 1)/(2N_C)$ with $N_C = 3$. The fine structure constant $\alpha = 1/137$. The average of the squared velocity $\langle v^2 \rangle_Q$ of the (QQ) -quarkonium is

$$\langle v^2 \rangle_Q = \frac{\langle \mathcal{P}_1(^1S_0) \rangle}{m_Q^2 \langle \mathcal{O}_1(^1S_0) \rangle}, \quad (8)$$

and we adopt $\langle v^2 \rangle_c \simeq 0.430/m_c^2$ and $\langle v^2 \rangle_b = -0.009$ [23, 24]. $n_L = 3$ for η_c decay and $n_L = 4$ for η_b decay, which $\sum_{i=1}^{n_L} e_i^2/e_Q^2$ sum up the fractional charges of the light flavors involved in those two decays. The fractional charge e_Q equals to $\frac{2}{3}$ for η_c and $-\frac{1}{3}$ for η_b , respectively.

Before applying the PMC to the R -ratio, we first transform the $\overline{\text{MS}}$ -scheme pQCD series (3) into the one under the minimal momentum space subtraction scheme (mMOM) [25, 26]. This transformation avoids the confusion of distributing the n_f -terms involving the three-gluon or four-gluon vertexes into the β -terms [27–30]. This transformation can be achieved by using the relation of the running coupling under the mMOM-scheme and the $\overline{\text{MS}}$ -scheme, e.g.

$$a_s^{\overline{\text{MS}}}(\mu_r) = a_s^{\text{mMOM}}(\mu_r) [1 + 4D_1 a_s^{\text{mMOM}}(\mu_r) + 4^2 D_2 a_s^{\text{mMOM},2}(\mu_r) + 4^3 D_3 (a_s^{\text{mMOM},3}(\mu_r))],$$

where $a_s(\mu_r) = \alpha_s(\mu_r)/(4\pi)$, and under the Landau gauge ($\xi = 0$), the first three coefficients D_1, D_2 and D_3 are [31]

$$D_1 = -\frac{169}{48} + \frac{5}{18} n_f, \quad (9)$$

$$D_2 = -\frac{18941}{2304} + \frac{351}{128} \zeta_3 + \left(\frac{223}{432} + \frac{1}{12} \zeta_3\right) n_f + \frac{25}{324} n_f^2, \quad (10)$$

$$D_3 = -\frac{1935757}{110592} + \frac{22485}{2048} \zeta_3 + \frac{70245}{4096} \zeta_5 + \left(\frac{42539}{20736} - \frac{17263}{6912} \zeta_3 - \frac{145}{36} \zeta_5\right) n_f + \left(\frac{13697}{62208} + \frac{29}{432} \zeta_3\right) n_f^2 + \frac{125}{5832} n_f^3, \quad (11)$$

where ζ_3 and ζ_5 are usual Riemann zeta functions.

Then, Eq. (3) can be rewritten as

$$\begin{aligned} R &= \sum_{i \geq 1}^3 r_i a_s^{\text{mMOM}, p+i-1}(\mu_r) \\ &= \sum_{i \geq 1}^3 r_{i,0} a_s^{\text{mMOM}, p+i-1}(\mu_r) + \end{aligned}$$

$$\sum_{i \geq 1, j \geq 1}^{i+j \leq 3} (-1)^j [(p+i-1)\beta^{\text{mMOM}}(a_s^{\text{mMOM}}(\mu_r)) a_s^{\text{mMOM}, p+i-2}(\mu_r)] r_{i+j, j} \Delta_i^{(j-1)}(a_s^{\text{mMOM}}(\mu_r)), \quad (12)$$

where $p = 2$, $\Delta_i^{(j-1)}(a_s^{\text{mMOM}}(\mu_r))$ are short notations whose explicit forms can be found in Ref. [13], and $r_{i,0}$ are conformal coefficients and $r_{i,j \neq 0}$ are non-conformal coefficients which can be related to the known r_i coefficients by using the standard PMC formulae and by using the degenerated relations among different orders [19, 20], i.e.

$$\begin{aligned} r_1 &= r_{1,0}, \\ r_2 &= r_{2,0} + pr_{2,1}\beta_0, \\ r_3 &= r_{3,0} + pr_{2,1}\beta_1 + (p+1)r_{3,1}\beta_0 + \frac{p(p+1)}{2}r_{3,2}\beta_0^2, \\ &\dots \end{aligned}$$

The usual β -function is defined as

$$\beta(a_s(\mu_r)) = - \sum_{i=0}^{\infty} \beta_i a_s^{i+2}(\mu_r), \quad (13)$$

where the β_i -functions under the $\overline{\text{MS}}$ -scheme up to five loop level can be found in Refs. [32–40]. β_0 and β_1

are scheme independent, and the $\beta_{i>1}$ -functions for the mMOM-scheme can be related to the $\overline{\text{MS}}$ -scheme ones via the relation,

$$\beta^{\text{mMOM}}(a_s^{\text{mMOM}}) = \left(\partial a_s^{\text{mMOM}} / \partial a_s^{\overline{\text{MS}}} \right) \beta^{\overline{\text{MS}}}(a_s^{\overline{\text{MS}}}).$$

The β_i -functions under the mMOM-scheme up to four loop level can be found in Ref. [31]. The coefficients $r_{i,j}$ are functions of logarithm $\ln(\mu_r^2/4m_Q^2)$. By using the RGE, these coefficients can be expressed as

$$r_{i,j} = \sum_{k=0}^j C_j^k \ln^k(\mu_r^2/4m_Q^2) \hat{r}_{i-k, j-k}, \quad (14)$$

where the coefficients $\hat{r}_{i,j} = r_{i,j}|_{\mu_r=2m_Q}$ and the combination coefficients $C_j^k = j!/k!(j-k)!$.

Substituting Eq. (14) into Eq. (12) and by requiring all the RGE-involved non-conformal terms to zero, one can determine the effective running coupling of the process and hence the optimal scale Q^* of the process, e.g.

$$\sum_{i \geq 1, j \geq 1, 0 \leq k \leq j}^{i+j \leq 3} (-1)^j \ln^k \frac{Q_*^2}{4m_Q^2} [(p+i-1)\beta^{\text{mMOM}}(a_s^{\text{mMOM}}(Q_*)) a_s^{\text{mMOM}, p+i-2}(Q_*)] C_j^k \Delta_i^{(j-1)}(a_s^{\text{mMOM}}(Q_*)) \hat{r}_{i+j, j} = 0.$$

Thus we obtain

$$R|_{\text{PMC}} = \sum_{i \geq 1}^3 \hat{r}_{i,0} a_s^{\text{mMOM}, p+i-1}(Q_*). \quad (15)$$

Using the known NNLO pQCD series, the PMC scale Q_* can be fixed up to next-to-leading-log (NLL) accuracy, e.g.

$$\ln \frac{Q_*^2}{Q^2} = T_0 + T_1 \frac{a_s^{\text{mMOM}}(Q)}{4\pi}, \quad (16)$$

where

$$T_0 = - \frac{\hat{r}_{2,1}}{\hat{r}_{1,0}} \quad (17)$$

and

$$\begin{aligned} T_1 &= \frac{(p+1)(\hat{r}_{2,0}\hat{r}_{2,1} - \hat{r}_{1,0}\hat{r}_{3,1})}{p\hat{r}_{1,0}^2} \\ &+ \frac{(p+1)(\hat{r}_{2,1}^2 - \hat{r}_{1,0}\hat{r}_{3,2})}{2\hat{r}_{1,0}^2} \beta_0. \end{aligned} \quad (18)$$

It is found that the effective scale Q_* is explicitly independent of the choice of the renormalization scale μ_r at any fixed order, thus there is no renormalization scale ambiguity for the PMC prediction $R|_{\text{PMC}}$. Therefore, the precision of the pQCD approximant can be greatly improved by using the PMC.

It is helpful to estimate how the uncalculated higher-order terms contribute to the pQCD series. Many attempts have been tried in the literature, all of which are based on the known perturbative terms. The usual error estimate obtained by varying the scale over a certain range is not reliable, since it only partly estimates the non-conformal contribution but not the conformal one. Moreover, we should point out that predictions using the conventional renormalization scale-dependent pQCD series (3) cannot be reliably used for the purpose; It could have negligible net renormalization scale dependence for the whole pQCD approximant by including enough high-order terms due to the large cancellation among the scale-dependent terms at various orders, but the large scale dependence for each perturbative term cannot be eliminated. On the contrary, the PMC predictions are renor-

malization scheme-and-scale independent, highly precise values at each order can thus be achieved. As has been pointed out by Ref. [41], by using the renormalization scheme-and-scale independent conformal series (15), one can reliably predict how the uncalculated NNNLO-terms contribute to the R pQCD series by using the Padé approximation approach (PAA) [42–44].

In the following, we shall adopt the PMC series (15) together with the PAA to estimate the NNNLO contribution to the R -ratio. It has been found that for the divergent pQCD series, such as the conventional pQCD series which has renormalon divergence (the dominant factor for the n_{th} -order coefficient is proportional to $n!\beta_0^n$), the diagonal PAA series is preferable [45, 46]; And if the pQCD series is much more convergent, such as the PMC conformal series which is free of renormalon divergence, the preferred PAA series should be consistent with the GM-L method [41]. More explicitly, for the present considered R -ratio, the predicted magnitude of the NNNLO-term, is

$$R_{\text{PMC}}^{\text{NNNLO}} = \left| \frac{2r_{2,0}r_{3,0}}{r_{1,0}} - \frac{r_{2,0}^3}{r_{1,0}^2} \right| a_s^{\text{mMOM},5}(Q_*) \quad (19)$$

for the GM-L-like [0/2]-type Padé series; and

$$R_{\text{PMC}}^{\text{NNNLO}} = \left| \frac{r_{3,0}^2}{r_{2,0}} \right| a_s^{\text{mMOM},5}(Q_*). \quad (20)$$

for the [1/1]-type diagonal Padé series. Different from previous PMC examples, even though the PMC series of R -ratio is free of renormalon divergence, we have found that the diagonal [1/1]-type works much better because the conformal coefficients of are rather large even up to the known NNLO level. This indicates that the divergence property of the R -ratio is its inner property, since the PMC series is already scheme-and-scale independent. Then in our following numerical calculation, we shall adopt [1/1]-type to estimate the magnitude of the uncalculated NNNLO terms.

III. NUMERICAL RESULTS

To do the numerical calculation, we take the quark pole mass from PDG [2]: the c -quark pole mass $m_c = 1.67$ GeV and the b -quark pole mass $m_b = 4.78$ GeV.

A. Basic properties up to NNLO level

As mentioned above, we shall calculate the R -ratio under the mMOM scheme, and the Landau gauge is adopted¹. The asymptotic scale $\Lambda_{\text{QCD}}^{n_f}$ for the mMOM

	$n_f = 3$	$n_f = 4$	$n_f = 5$
$\Lambda_{\text{QCD}}^{(n_f)}$ (GeV)	$0.502^{+0.024}_{-0.023}$	$0.474^{+0.026}_{-0.025}$	$0.365^{+0.023}_{-0.022}$

TABLE I: The determined asymptotic scale $\Lambda_{\text{QCD}}^{(n_f)}$ (in unit: GeV) for the mMOM scheme.

scheme is fixed by using the α_s -value at the reference point, $\alpha_s(M_Z) = 0.1181 \pm 0.0011$ [2] and by using the three-loop RGE. The results are presented in Table I.

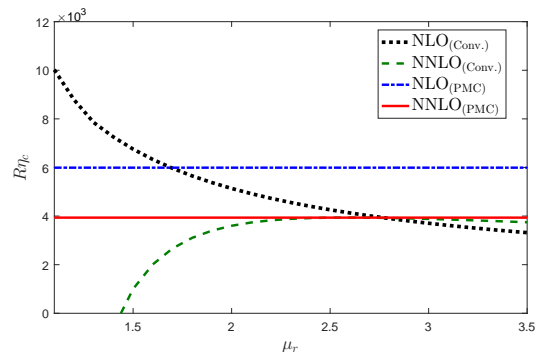


FIG. 1: The R_{η_c} -ratio as a function of μ_r under conventional and PMC scale-setting approaches. The dotted and the dashed lines are for conventional scale-setting up to NLO and NNLO levels, respectively. The dash-dot and the solid lines are for the PMC scale-setting up to NLO and NNLO levels, respectively.

$R_{\eta_c} (\times 10^3)$	LO	NLO	NNLO	Total
Conv.	$1.87^{+0.12}_{-0.10}$	$1.56^{+0.19}_{-0.18}$	$0.36^{+0.30}_{-0.34}$	$3.79^{+0.42}_{-0.45}$
PMC	3.54	2.45	-2.06	3.93

TABLE II: Contributions from each loop term for R_{η_c} -ratios up to NNLO level (in unit: $\times 10^3$) under conventional and PMC scale-setting approaches. The central values are for $\mu_r = 2m_c$, and the errors are for $\mu_r \in [m_c, 4m_c]$.

We present the R_{η_c} and R_{η_b} ratios up to NNLO level as a function of μ_r under conventional and PMC scale-setting approaches in Figs. (1, 2). Contributions from each loop term for R_{η_c} and R_{η_b} ratios up to NNLO level are presented in Tables II and III, where the errors are for $\mu_r \in [m_Q, 4m_Q]$. Tables II and III show that under conventional scale-setting, the renormalization scale dependence for the total NNLO prediction becomes small, which is about $\pm 11\%$ (or $\pm 17\%$) for R_{η_c} (or R_{η_b}). Such a smaller net scale dependence is caused by the cancellation of scale dependence among different terms, and the scale dependence for each loop term is still very large for conventional series; For examples, they are $\begin{pmatrix} +6\% \\ -5\% \end{pmatrix}$ for the LO-term, $\begin{pmatrix} +12\% \\ -12\% \end{pmatrix}$ for the NLO-term and $\begin{pmatrix} +83\% \\ -94\% \end{pmatrix}$ for the NNLO-term for the case of R_{η_c} . On the other hand, by

¹ A detailed discussion on the gauge dependence of the mMOM scheme before and after applying the PMC is in preparation [47].

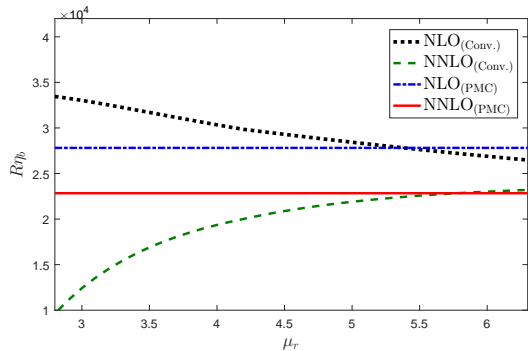


FIG. 2: The R_{η_b} -ratio as a function of μ_r under conventional and PMC scale-setting approaches. The dotted and the dashed lines are for conventional scale-setting up to NLO and NNLO levels, respectively. The dash-dot and the solid lines are for the PMC scale-setting up to NLO and NNLO levels, respectively.

$R_{\eta_b} (\times 10^3)$	LO	NLO	NNLO	Total
Conv.	$14.56^{+1.25}_{-1.15}$	$8.53^{+1.97}_{-2.06}$	$0.46^{+3.13}_{-3.79}$	$23.55^{+4.00}_{-4.05}$
PMC	20.05	7.77	-4.97	22.85

TABLE III: Contributions from each loop term for R_{η_b} -ratios up to NNLO level (in unit: $\times 10^3$) under conventional and PMC scale-setting approaches. The central values are for $\mu_r = 2m_b$, and the errors are for $\mu_r \in [m_b, 4m_b]$.

fixing the effective coupling $\alpha_s(Q_*)$ of the process with the help of PMC, the renormalization scale dependence for each loop term and hence the total NNLO prediction can be eliminated simultaneously. Thus by applying the PMC, a much more accurate pQCD prediction without renormalization scale dependence can be achieved.

Tables II and III indicate that under conventional series, even though the NNLO-terms are highly scale dependent, their magnitudes sound more convergent than the PMC series, which are due to accidentally cancellation between the large conformal terms and the divergent non-conformal terms at the NNLO level. This is different from previous PMC examples whose pQCD series converges much more quickly than conventional pQCD series due to the elimination of divergent renormalon terms (and also due to the reason of the magnitude of the conformal terms are usually moderate). By using the PMC, the RGE-involved non-conformal terms have been eliminated and have been adopted to fix the renormalization scale-independent strong coupling constant of the process, $\alpha_s(Q_*)$. The resultant pQCD series is conformal and scheme independent, one can thus conclude that the PMC series shows the intrinsic property of the pQCD approximant and shows the correct convergent behavior of the pQCD series. At present, the PMC scales for R_{η_c} and R_{η_b} can be determined up to NLL-accuracy:

$$\ln \frac{Q_*^2}{(2m_c)^2} = -0.846 - 1.005\alpha_s^{\text{mMOM}}(2m_c)$$

$$\Rightarrow Q_* \simeq 1.88 \text{ GeV} \quad (21)$$

and

$$\ln \frac{Q_*^2}{(2m_b)^2} = -1.009 - 0.280\alpha_s^{\text{mMOM}}(2m_b)$$

$$\Rightarrow Q_* \simeq 5.61 \text{ GeV}, \quad (22)$$

which are at the order of $\mathcal{O}(m_Q)$. The effective PMC scale Q_* is physical, which is renormalization scale independent and determines the correct value of the strong running coupling and hence the correct momentum flow of the process. The heavy quark mass (m_Q) provides a natural hard scale for the heavy quarkonium decays into light hadrons or photons, and $\mathcal{O}(m_Q)$ is usually chosen as the renormalization scale. The PMC scale-setting approach provides a reasonable explanation for this conventional “guessing” choice.

B. The PAA prediction of the contribution from the uncalculated NNNLO-terms

Table II shows that the NNLO PMC prediction of R_{η_c} is 3.93×10^3 , which is only $\sim 65\%$ of the NLO PMC prediction, $R_{\eta_c} = 6.09 \times 10^3$ [27], and is also smaller than the PDG central value, $R_{\eta_c}^{\text{exp}} = (5.3^{+2.4}_{-1.4}) \times 10^3$ [2]. This is due to the large negative NNLO-term², as shown by Table II. Because the pQCD series of R_{η_c} shows a slowly convergent behavior, the facts of the previous NLO prediction agrees with the data and the present NNLO prediction does not agree surely do not indicate the failure of the PMC or the pQCD factorization. We should at least know the magnitude of the NNNLO-term before drawing any definite conclusions.

A strict NNNLO calculation is available in near future due to its complexity. Because the conventional pQCD series cannot be adopted for a reliable prediction, since its known terms are both scale dependent and scheme dependent, and in the following, we shall give a NNNLO prediction by applying the PAA to the PMC scheme-and-scale independent conformal series.

NNNLO prediction	
$R_{\eta_c} _{\text{PMC}} (\times 10^3)$	$5.66^{+0.65}_{-0.55}$
$R_{\eta_b} _{\text{PMC}} (\times 10^3)$	$26.02^{+1.24}_{-1.17}$

TABLE IV: The predicted NNNLO R_{η_Q} -ratio by using the [1/1]-type PAA with known NNLO PMC pQCD series, in which the errors are for $\Delta\alpha_s(M_Z^2) = \pm 0.0011$.

² A more accurate PMC scale Q_* at the NLL-accuracy is now achieved by using the NNLO prediction, which reduces the LL-accuracy Q_* by $\sim 14\%$. This leads to an extra difference between the NLO and NNLO predictions.

Using the known NNLO PMC series (15), the predicted NNNLO R_{η_c} and R_{η_b} for [1/1]-type PAA are presented in Table IV. The predicted NNNLO-terms are 1.73×10^3 and 3.19×10^3 for R_{η_c} and R_{η_b} , respectively. The absolute values of the LO, NLO, NNLO and NNNLO terms over the LO-term are 1 : 0.69 : 0.58 : 0.49 and 1 : 0.39 : 0.25 : 0.16 for R_{η_c} and R_{η_b} , respectively. Thus the NNNLO term could still have large contribution and should be taken into consideration for a sound prediction. In fact, Table IV shows that if taking the NNNLO-term into consideration, the $R_{\eta_c}^{\text{NNNLO}}$ -ratio agree well with the PDG value within errors.

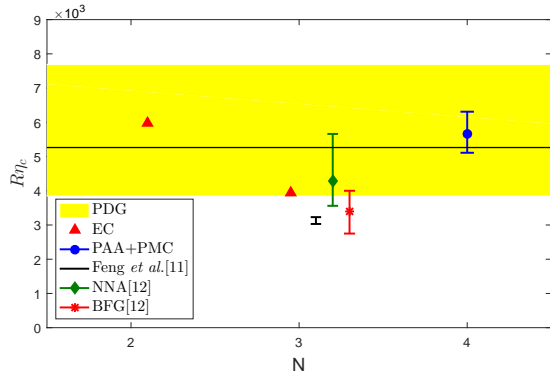


FIG. 3: The R_{η_c} -ratio under various approaches. “EC” is the exact prediction by using the known NLO or NNLO PMC series, and “PAA+PMC” is the PAA prediction by using the PMC NNLO series. The error of “PAA+PMC” at the NNNLO level ($N=4$) is caused by $\Delta\alpha_s(M_Z^2) = \pm 0.0011$. As comparisons, the PDG value, the NNLO predictions ($N=3$) of Feng *et al.* [10], NNA [11] and BFG [11] are also presented.

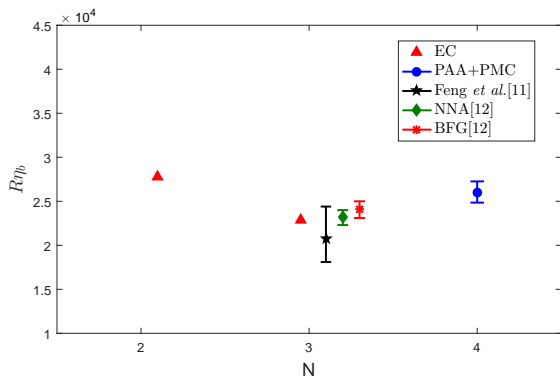


FIG. 4: The R_{η_b} -ratio under various approaches. “EC” is the exact prediction by using the known NLO or NNLO PMC series, and “PAA+PMC” is the PAA prediction by using the PMC NNLO series. The error of “PAA+PMC” at the NNNLO level ($N=4$) is caused by $\Delta\alpha_s(M_Z^2) = \pm 0.0011$. As comparisons, the NNLO predictions ($N=3$) of Feng *et al.* [10], NNA [11] and BFG [11] are also presented.

In the literature, Ref. [10] calculated the $\eta_{c,b}$ decays up to NNLO level and gave $R_{\eta_c} = (3.03 - 3.23) \times 10^3$

and $R_{\eta_b} = (20.8^{+3.6}_{-2.7}) \times 10^3$ by varying μ_r within the guessed region of 1GeV to $3m_Q$. Ref. [11] also analyzed the $\eta_{c,b}$ decays up to NNLO level in the large- n_f limit by further using the bubble chain resummation: I) Using the naive non-Abelianization resummation [48], they obtained $R_{\eta_c}(\text{NNA}) = (4.28^{+1.38}_{-0.72}) \times 10^3$ and $R_{\eta_b}(\text{NNA}) = (23.2^{+0.8}_{-0.9}) \times 10^3$; II) Using the background field gauge resummation (BFG) [49], they obtained $R_{\eta_c}(\text{BFG}) = (3.39^{+0.61}_{-0.64}) \times 10^3$ and $R_{\eta_b}(\text{BFG}) = (24.1^{+0.9}_{-1.0}) \times 10^3$. We should point out that even though those two predictions of Ref. [11] are consistent with the PDG value, they only partly resum the large renormalon-terms with the purpose of improving the pQCD convergence along, which cannot get the correct value of the running coupling and there are still large renormalization scale errors. Thus their predictions cannot be treated as precise pQCD predictions.

Our present PMC predictions are based on the NNLO fixed-order result of Ref. [10], which includes the important relativistic $\mathcal{O}(\alpha_s v^2)$ -contribution and has negligible factorization scale dependence. We present the R_{η_c} -ratio and R_{η_b} -ratio under various approaches in Figs. (3, 4). “EC” is the exact prediction by using the known NLO or NNLO PMC series, and “PAA+PMC” is the PAA prediction by using the PMC NNLO series. The PDG value, the NNLO predictions of F.Feng [10], NNA [11] and BFG [11] are also presented as comparisons. Different to the previous theoretical predictions whose uncertainties are mainly caused by the renormalization scale dependence, there is no longer renormalization scale dependence in PMC prediction, and we give a prediction of the error of “PAA+PMC” approach at the NNNLO level by taking $\Delta\alpha_s(M_Z^2) = \pm 0.0011$.

IV. SUMMARY

In the paper, we have improved our previous NLO PMC predictions of $R_{\eta_{c,b}}$ -ratio up to NNLO level. By using the RGE, the scale-independent α_s -value is achieved at any perturbative order, and the correct momentum flow of the process is determined up to NLL accuracy; and because of the eliminating of the RGE-involved $\{\beta_i\}$ -terms, the resultant pQCD series is conformal and scheme independent. Thus we achieve an accurate NNLO fixed-order prediction which is free of conventional renormalization scheme and scale dependence. By further using the PAA, we obtain NNNLO predictions: $R_{\eta_c}|_{\text{PMC}} = 5.66^{+0.65}_{-0.55} \times 10^3$ and $R_{\eta_b}|_{\text{PMC}} = 26.02^{+1.24}_{-1.17} \times 10^3$. The NNNLO prediction of R_{η_c} -ratio agrees well with the PDG value, indicating the importance of a strict NNNLO calculation. Our analysis shows the importance of a correct renormalization scale setting, and we expect that the PMC method can be applied to a wide variety of perturbatively calculable processes.

Acknowledgments: This work is supported in part by Natural Science Foundation of China under

Grant No. 11625520 and by graduate research and innovation foundation of Chongqing, China under Grant No.

CYS19021.

-
- [1] M. Ablikim *et al.* [BESIII Collaboration], “Evidence for $\eta_c \rightarrow \gamma\gamma$ and measurement of $J/\psi \rightarrow 3\gamma$,” *Phys. Rev. D* **87**, 032003 (2013).
- [2] M. Tanabashi *et al.* [Particle Data Group], “Review of Particle Physics,” *Phys. Rev. D* **98**, 030001(2018).
- [3] G. T. Bodwin, E. Braaten and G. P. Lepage, “Rigorous QCD analysis of inclusive annihilation and production of heavy quarkonium,” *Phys. Rev. D* **51**, 1125 (1995).
- [4] G. T. Bodwin and A. Petrelli, “Order- v^4 corrections to S -wave quarkonium decay,” *Phys. Rev. D* **66**, 094011 (2002).
- [5] R. Barbieri, E. d’Emilio, G. Curci and E. Remiddi, “Strong Radiative Corrections to Annihilations of Quarkonia in QCD,” *Nucl. Phys. B* **154**, 535 (1979).
- [6] K. Hagiwara, C. B. Kim and T. Yoshino, “Hadronic Decay Rate of Ground State Paraquarkonia in Quantum Chromodynamics,” *Nucl. Phys. B* **177**, 461 (1981).
- [7] A. Czarnecki and K. Melnikov, “Charmonium decays: $J/\psi \rightarrow e^+e^-$ and $\eta_c \rightarrow \gamma\gamma$,” *Phys. Lett. B* **519**, 212 (2001).
- [8] H. K. Guo, Y. Q. Ma and K. T. Chao, “ $O(\alpha_s v^2)$ Corrections to Hadronic and Electromagnetic Decays of 1S_0 Heavy Quarkonium,” *Phys. Rev. D* **83**, 114038 (2011).
- [9] Y. Jia, X. T. Yang, W. L. Sang and J. Xu, “ $O(\alpha_s v^2)$ correction to pseudoscalar quarkonium decay to two photons,” *JHEP* **1106**, 097 (2011).
- [10] F. Feng, Y. Jia and W. L. Sang, “Next-to-Next-to-Leading-Order QCD Corrections to the Hadronic width of Pseudoscalar Quarkonium,” *Phys. Rev. Lett.* **119**, 252001 (2017).
- [11] N. Brambilla, H. S. Chung and J. Komijani, “Inclusive decays of η_c and η_b at NNLO with large n_f resummation,” *Phys. Rev. D* **98**, 114020 (2018).
- [12] X. G. Wu, S. J. Brodsky and M. Mojaza, “The Renormalization Scale-Setting Problem in QCD,” *Prog. Part. Nucl. Phys.* **72**, 44 (2013).
- [13] X. G. Wu, J. M. Shen, B. L. Du, X. D. Huang, S. Q. Wang and S. J. Brodsky, “The QCD Renormalization Group Equation and the Elimination of Fixed-Order Scheme-and-Scale Ambiguities Using the Principle of Maximum Conformality,” *Prog. Part. Nucl. Phys.* **108**, 103706 (2019).
- [14] X. G. Wu, Y. Ma, S. Q. Wang, H. B. Fu, H. H. Ma, S. J. Brodsky and M. Mojaza, “Renormalization Group Invariance and Optimal QCD Renormalization Scale-Setting,” *Rep. Prog. Phys.* **78**, 126201 (2015).
- [15] S. J. Brodsky and X. G. Wu, “Self-Consistency Requirements of the Renormalization Group for Setting the Renormalization Scale,” *Phys. Rev. D* **86**, 054018 (2012).
- [16] S. J. Brodsky and X. G. Wu, “Scale Setting Using the Extended Renormalization Group and the Principle of Maximum Conformality: the QCD Coupling Constant at Four Loops,” *Phys. Rev. D* **85**, 034038 (2012).
- [17] S. J. Brodsky and L. Di Giustino, “Setting the Renormalization Scale in QCD: The Principle of Maximum Conformality,” *Phys. Rev. D* **86**, 085026 (2012).
- [18] S. J. Brodsky and X. G. Wu, “Eliminating the Renormalization Scale Ambiguity for Top-Pair Production Using the Principle of Maximum Conformality,” *Phys. Rev. Lett.* **109**, 042002 (2012).
- [19] M. Mojaza, S. J. Brodsky and X. G. Wu, “Systematic All-Orders Method to Eliminate Renormalization-Scale and Scheme Ambiguities in Perturbative QCD,” *Phys. Rev. Lett.* **110**, 192001 (2013).
- [20] S. J. Brodsky, M. Mojaza and X. G. Wu, “Systematic Scale-Setting to All Orders: The Principle of Maximum Conformality and Commensurate Scale Relations,” *Phys. Rev. D* **89**, 014027 (2014).
- [21] J. M. Shen, X. G. Wu, B. L. Du and S. J. Brodsky, “Novel All-Orders Single-Scale Approach to QCD Renormalization Scale-Setting,” *Phys. Rev. D* **95**, 094006 (2017).
- [22] F. Feng, Y. Jia and W. L. Sang, “Can Nonrelativistic QCD Explain the $\gamma\gamma^* \rightarrow \eta_c$ Transition Form Factor Data?,” *Phys. Rev. Lett.* **115**, 222001 (2015).
- [23] G. T. Bodwin, H. S. Chung, D. Kang, J. Lee and C. Yu, “Improved determination of color-singlet nonrelativistic QCD matrix elements for S -wave charmonium,” *Phys. Rev. D* **77**, 094017 (2008).
- [24] H. S. Chung, J. Lee and C. Yu, “NRQCD matrix elements for S -wave bottomonia and $\Gamma[\eta_b(nS) \rightarrow \gamma\gamma]$ with relativistic corrections,” *Phys. Lett. B* **697**, 48 (2011).
- [25] W. Celmaster and R. J. Gonsalves, “QCD Perturbation Expansions in a Coupling Constant Renormalized by Momentum Space Subtraction,” *Phys. Rev. Lett.* **42**, 1435 (1979).
- [26] W. Celmaster and R. J. Gonsalves, “Renormalization-prescription dependence of the quantum-chromodynamic Coupling Constant,” *Phys. Rev. D* **20**, 1420 (1979).
- [27] B. L. Du, X. G. Wu, J. Zeng, S. Bu and J. M. Shen, “The η_c decays into light hadrons using the principle of maximum conformality,” *Eur. Phys. J. C* **78**, 61 (2018).
- [28] M. Binger and S. J. Brodsky, “The Form-factors of the gauge-invariant three-gluon vertex,” *Phys. Rev. D* **74**, 054016 (2006).
- [29] D. M. Zeng, S. Q. Wang, X. G. Wu and J. M. Shen, “The Higgs-boson decay $H \rightarrow gg$ up to α_s^5 -order under the minimal momentum space subtraction scheme,” *J. Phys. G* **43**, 075001 (2016).
- [30] J. Zeng, X. G. Wu, S. Bu, J. M. Shen and S. Q. Wang, “Reanalysis of the Higgs-boson decay $H \rightarrow gg$ up to α_s^6 -order level using the principle of maximum conformality,” *J. Phys. G* **45**, 085004 (2018).
- [31] L. von Smekal, K. Maltman and A. Sternbeck, “The Strong coupling and its running to four loops in a minimal MOM scheme,” *Phys. Lett. B* **681**, 336 (2009).
- [32] D. J. Gross and F. Wilczek, “Ultraviolet Behavior of Nonabelian Gauge Theories,” *Phys. Rev. Lett.* **30**, 1343 (1973).
- [33] H. D. Politzer, “Reliable Perturbative Results for Strong Interactions?,” *Phys. Rev. Lett.* **30**, 1346 (1973).
- [34] W. E. Caswell, “Asymptotic Behavior of Nonabelian Gauge Theories to Two Loop Order,” *Phys. Rev. Lett.* **33**, 244 (1974).
- [35] O. V. Tarasov, A. A. Vladimirov and A. Y. Zharkov,

- “The Gell-Mann-Low Function of QCD in the Three Loop Approximation,” *Phys. Lett. B* **93**, 429 (1980).
- [36] S. A. Larin and J. A. M. Vermaseren, “The Three loop QCD Beta function and anomalous dimensions,” *Phys. Lett. B* **303**, 334 (1993).
- [37] T. van Ritbergen, J. A. M. Vermaseren and S. A. Larin, “The Four loop beta function in quantum chromodynamics,” *Phys. Lett. B* **400**, 379 (1997).
- [38] K. G. Chetyrkin, “Four-loop renormalization of QCD: Full set of renormalization constants and anomalous dimensions,” *Nucl. Phys. B* **710**, 499 (2005).
- [39] M. Czakon, “The Four-loop QCD beta-function and anomalous dimensions,” *Nucl. Phys. B* **710**, 485 (2005).
- [40] P. A. Baikov, K. G. Chetyrkin and J. H. Khn, “Five-Loop Running of the QCD running coupling constant,” *Phys. Rev. Lett.* **118**, 082002 (2017).
- [41] B. L. Du, X. G. Wu, J. M. Shen and S. J. Brodsky, “Extending the Predictive Power of Perturbative QCD,” *Eur. Phys. J. C* **79**, 182 (2019).
- [42] J. L. Basdevant, “The Pade approximation and its physical applications,” *Fortsch. Phys.* **20**, 283 (1972).
- [43] M. A. Samuel, G. Li and E. Steinfelds, “Estimating perturbative coefficients in quantum field theory using Pade approximants. 2.,” *Phys. Lett. B* **323**, 188 (1994).
- [44] M. A. Samuel, J. R. Ellis and M. Karliner, “Comparison of the Pade approximation method to perturbative QCD calculations,” *Phys. Rev. Lett.* **74**, 4380 (1995).
- [45] E. Gardi, “Why Pade approximants reduce the renormalization scale dependence in QFT?,” *Phys. Rev. D* **56**, 68 (1997).
- [46] G. Cvetic, “Improvement of the method of diagonal Pade approximants for perturbative series in gauge theories,” *Phys. Rev. D* **57**, R3209 (1998).
- [47] J. Zeng, *et al.*, “Gauge dependence of the momentum space subtraction scheme in perturbative quantum Chromodynamics”, in preparation.
- [48] M. Beneke and V. M. Braun, “Naive nonAbelianization and resummation of fermion bubble chains,” *Phys. Lett. B* **348**, 513 (1995).
- [49] B. S. DeWitt, “Quantum Theory of Gravity. 2. The Manifestly Covariant Theory,” *Phys. Rev.* **162**, 1195 (1967).