

# Energy and Social Cost Minimization for Data Dissemination in Wireless Networks: Centralized and Decentralized Approaches

Mahdi Mousavi, and Anja Klein,

**Abstract**—We study multi-hop data-dissemination in a wireless network from one source to multiple nodes where some of the nodes of the network act as re-transmitting nodes and help the source in data dissemination. In this network, we study two scenarios; i) the transmitting nodes *do not* need an incentive and ii) they *do* need an incentive and are paid by their corresponding receiving nodes by virtual tokens. We investigate two problems; P1) network power minimization for the first scenario and P2) social cost minimization for the second scenario, defined as the total cost paid by the nodes of the network for receiving data. In this paper, we propose centralized and decentralized approaches for each of the problems. The proposed decentralized approach is based on a non-cooperative cost-sharing game (CSG). In our proposed game, every receiving node chooses its respective transmitting nodes and consequently, a cost is assigned to it according to the power imposed on its chosen transmitting nodes. For the sake of energy efficiency, in our model, we employ maximal-ratio combining (MRC) at the receivers so that a receiver can be served by multiple transmitters. Moreover, besides the radio-link power, we capture the power required by the passive modules of wireless devices involved in reception/transmission. We discuss how the network is formed in a decentralized way, find the actions of the nodes in the game and show that the proposed game reaches a Nash equilibrium. To find the centralized global optimum, which is a benchmark to our decentralized approach, we use a mixed-integer-linear-program (MILP). The proposed MILP can be used for both of the problems P1 and P2 with a minor change. Simulation results show that our proposed decentralized approach outperforms the conventional algorithms in terms of energy efficiency and social cost while it can address the need for an incentive for collaboration.<sup>1</sup>

## I. INTRODUCTION

With the growing integration of communication networks, the Internet of things (IoT) and sensor networks under the umbrella of 5G, there is a need for increasing the capacity of future dense wireless networks [2]. Multi-hop communications is an efficient technique that can increase the capacity of wireless networks and improve the reliability of communications.

This paper specifically studies multi-hop broadcast where one source disseminates its data to multiple receivers. The data here could be a file, a software update, a video stream, etc. In this multi-hop network, in order to decrease the transmit power required at the source for serving all the receiving nodes or to increase the coverage area, some of the nodes may need to re-transmit the source's data. We investigate two scenarios in this network. In the *first scenario*, we assume

that the re-transmitting nodes are willing to collaborate with the source in data dissemination. Such a scenario may apply to IoT and sensor networks. In the first scenario, the objective is to minimize the power required in the network for data dissemination. In the *second scenario*, however, we assume that the transmitting nodes require an incentive from their corresponding receiving nodes in exchange for transmitting the data to them. Such an assumption is vital for situations in which human users play an active role in data dissemination. Hence, in the second scenario, we aim at minimizing the social cost, defined as the summation of the costs that the nodes pay in exchange for receiving the source's data [3]. The payment in this scenario is via virtual tokens, assumed to be available at the nodes.

Due to the broadcast nature of the wireless medium, serving multiple nodes by multicast transmission is more energy-efficient than employing unicast transmission where every receiving node requires a separate transmission. Moreover, since there may exist multiple transmitting nodes in our network, a receiving node is able to receive multiple copies of the disseminated message. The receiver in this case, instead of relying on one transmitter, can combine the received copies in order to decode the message. This helps in network energy-efficiency. Further, in a wireless device, two types of modules are involved in message transmission; passive and active modules. The passive modules such as digital-to-analog converter, mixer, etc., require a fix power for proper operation [23]. We refer to the power required for these modules as the circuitry power. In contrast, the power required at the active module, that is, the amplifier, is not fixed and varies depending on the channel gain between a transmitter and a receiver. This power is referred to as the radio link power. Despite the fact that the circuitry power is not negligible compared to the radio link power [23], it is usually ignored in the literature and merely the radio link power is considered for optimization.

For the sake of energy-efficiency, in the present work, i) we consider multicast transmission so that multiple receiving nodes can be served by a common transmitter, ii) we let every receiving node be served by multiple transmitting nodes and in this case, maximal ratio combining (MRC) is used to combine the copies of the message received at a receiver and iii) besides the radio link power, we take into account the circuitry power and show that our model leads to form a network that requires a lower power for data dissemination compared to the circuitry

<sup>1</sup>Part of this paper has been published in [1].

power-agnostic approaches.

In order to design a decentralized mechanism, for both the first and the second scenarios, we use game theory. A non-cooperative cost sharing game (CSG) is proposed in which every receiving node chooses one or more than one node among the nodes of the network as its respective transmitting node. In addition, the receiving node determines the transmit power of each of its chosen transmitting nodes such that the receiving node receives the message with a required minimum signal to noise ratio (SNR). As the consequence of the receiver's decision, a cost is assigned to it. By using a CSG, in a multicast transmission where a transmitting node has multiple receivers, the cost paid to the transmitter is shared among its receivers by a so-called cost sharing scheme. The cost in the first scenario is an artificial cost, used as a tool by which a node merely finds the best transmitting nodes for itself in order to minimize the network power, whereas, in the second scenario, the cost of the node determines the cost, i.e., the number of tokens, that needs to be paid by the receiver to each of its chosen transmitters.

In both scenarios, the cost of a receiving node is defined as a function of the total transmit power of its chosen transmitting nodes, including the radio link and the circuitry powers. Such a design is clear to be beneficial for the first scenario as we aim at network power minimization. The reason for taking such an approach for the second scenario is the importance of battery-life for the end-users. Studies show that energy consumption is one of the main concerns of the users when it comes to collaborative transmission [4]. Hence, in the second scenario, the transmitting nodes are also paid by their respective receiving nodes based on the power they use for serving their receivers. The fundamental difference in the CSG proposed for each of the scenarios is the employed cost sharing scheme. In the first scenario, we use the marginal contribution (MC) cost sharing scheme as it is suitable for network power minimization [5]. In the second scenario where every receiver pays a price in exchange for receiving the message, having a fair cost allocation is critical, especially when multiple receiving nodes are served by a common transmitting node via multicast. In this scenario, we employ the Shapley value (SV) known as it the fairest cost allocation scheme [3].

Our proposed game is iterative where the nodes take their action one after another until the convergence of the game to a point at which none of the nodes can reduce its cost given the actions of the others, called the Nash equilibrium (NE) point. The proposed game is shown to be a potential game for which the existence of at least one NE is guaranteed.

In addition to the decentralized approach, we find the centralized optimum network configuration by a mixed-integer linear program (MILP). The optimum centralized solution serves as the benchmark for our proposed decentralized approach. The centralized MILP formulation that we provide can be used for both scenarios by a minor change.

The rest of the paper is organized as follows. Section II presents the related work and our main contributions. Section III describes the network model and formulates the problem.

The proposed decentralized algorithm and details of the game are explained in Section IV. Section V provides the global optimum via an MILP. Performance analysis is presented in Section VI and finally, Section VII concludes the paper.

## II. STATE OF THE ART AND MAIN CONTRIBUTIONS

Energy efficiency is one of the main challenges in multi-hop communications. Broadly speaking, the algorithms for multi-hop data dissemination are either centralized [6], [7] or decentralized [8], [9]. One of the well-known centralized heuristics for minimum-power multi-hop broadcast is proposed by the authors in [6], called the broadcast incremental power (BIP) [6]. The BIP is a greedy algorithm, starts from the source and adds the nodes one by one to the network. Being centralized is the main drawback of the BIP. The dependency of the centralized approaches on a central entity makes them difficult to implement and vulnerable against the failure of the connection between the nodes and the central entity. Hence, decentralized approaches are more suitable for such applications. While numerous centralized algorithms have been proposed by researchers for minimum-power multi-hop broadcast, there does not exist much work on decentralized approaches. Recently, decentralized solutions based on blind [8] and probabilistic [10] approaches are proposed where in the former case, the nodes are unaware of the presence of each other, and in the latter one, the reception of the data is not guaranteed. Since the transmissions by such approaches are unreliable, they cannot be used for streaming applications or payment-dependent transmissions.

The authors of [7] propose a greedy centralized heuristic that exploits MRC in multi-hop broadcast and we refer to it as GreedyMRC. Like the BIP, it starts from the source and in every iteration, it finds the node which is the best transmitter in the network in terms of the energy required for transmission of the message to others. Every transmitting node uses a separate time-slot for transmission and the nodes of the network receive the message over multiple time-slots and combine them via MRC until they accumulate the minimum SNR required for decoding the message. Although GreedyMRC exploits MRC, it is centralized, does not address the incentive issue and ignores the circuitry power.

One of the main drawbacks of the existing algorithms for multi-hop broadcast is that they usually consider the nodes as passive and ready-to-collaborate entities. In practice, and more specifically in the future generation of wireless networks, the human users play an active role in data dissemination, for instance, by sharing their already-cached video [11] or in store-carry-forward applications [12]. Thus, having an incentive for users' contribution is critical. A variety of incentive mechanisms have been proposed by researchers which rely either on a tit-for-tat strategy or reputation mechanism [13] or virtual currency [14]. With the growing popularity of cryptocurrencies in recent years, the latter strategy, that is, the use of virtual currency, is attracting significant attention [13], [15]. For instance, recently, the authors in [13] proposed

a virtual currency to be used for computation offloading in ad-hoc networks in which the users offload their tasks to other remote entities. A virtual currency similar to the one proposed in [13] can be employed in our network, however, in the present work, our focus is on the network formation rather than a token or a virtual currency design.

The importance of multi-hop broadcast for future communication networks implies the need for a more comprehensive algorithm capable of addressing both the energy efficiency and incentive issue which, to the best of our knowledge, has not been addressed in the literature. In [1], [16], we proposed game-theoretic algorithms for minimum-power multi-hop broadcast. Although [16] considers MRC, the decision making at the nodes is based on a heuristic iterative approach which may not necessarily be the best decision for the node. In [1], we showed that the decision-making problem at the nodes can be solved optimally by a linear program in contrast to the heuristic approach of [16].

In the present work, we improve our work in [1], where a decentralized approach merely for social cost minimization is proposed. Here, we propose a general framework for data dissemination which can be employed for social cost or network power minimization. We will show that in both cases, the cost function of the nodes can be modeled by a piecewise linear function and the decision-making problem at a node can be solved via an MILP. Moreover, the power model that we consider for the nodes in the present work includes the circuitry power for both transmission and reception which makes the network power model much more realistic. We also discuss how the nodes can use a shared channel for transmission and show that the circuitry power needed for signal reception, in particular, has a significant impact on the optimization problem. Finally, to complete the work, we provide an MILP that finds the centralized global optimum configuration for both scenarios.

Briefly, the main contributions of this paper are as follows:

- For multi-hop broadcast we study network power minimization when the transmitting nodes do not need an incentive for transmission and social cost minimization when having an incentive for the transmitting nodes is mandatory. When an incentive is required, we also address the fairness in cost allocation.
- Our algorithm supports multicast transmission and further, exploits the MRC technique by which the receiving nodes can be served by multiple nodes, instead of relying on one transmitting node for data reception.
- Besides the radio link power, our model considers the circuitry power required for reception and transmission of a message which is much more realistic compared to the state-of-the-art.
- We provide an MILP formulation that finds the global optimum configuration for both scenarios as a benchmark.

### III. NETWORK MODEL AND ASSUMPTIONS

#### A. Transmission and power models

We consider a network composed of  $N + 1$  wireless nodes with random locations in a two-dimensional plane; a source  $S$  and a set  $\mathcal{P}$  of  $N$  receiving nodes. The nodes in  $\mathcal{P}$  are interested in receiving the source's message. We denote the set of all the nodes of the network by  $\mathcal{Q} = \mathcal{P} \cup \{S\}$ . Every node  $j \in \mathcal{Q}$  is equipped with an omnidirectional antenna and has an amplifier power constraint  $p_j^{\max}$  for transmission over a radio link, and hence, its coverage area is limited. For the sake of simplicity, we omit the efficiency coefficient of the amplifier of the transmitters. In a transmission from a transmitting node  $j \in \mathcal{Q}$  to a receiving node  $i \in \mathcal{P} \setminus \{j\}$ , nodes  $j$  and  $i$  are called the parent node (PN) and the child node (CN), respectively. The PNs transmit either by unicast or multicast if they have one or more than one intended receivers, respectively. The transmission flow from the source to other nodes of the network forms a directed acyclic graph (DAG), a graph in which there is at least one directed path from the source to all the nodes without any cycle, see Fig. 1.

Every node  $i \in \mathcal{P}$  chooses its PNs as well as the radio-link power of each of its chosen PNs. By combining the signals received from its chosen PNs, a CN can successfully decode the message if the accumulated SNR is at least equal to a threshold value  $\gamma^{\text{th}}$ . The radio link power used by PN  $j$  to serve CN  $i$ , requested by the CN, is denoted by  $p_{i,j}^{\text{req}}$ . We define the *action* of a node as the set of tuples composed of the PNs that the node chooses along with the corresponding requested powers as

$$\mathbf{a}_i = \{(j, p_{i,j}^{\text{req}}) | j \in \mathcal{A}_i, p_{i,j}^{\text{req}} \in [0, p_j^{\max}]\}, \quad (1)$$

in which  $\mathcal{A}_i$  is the action set of the CN  $i$  from which it chooses its PNs. The set of actions of all the nodes is defined as

$$\mathbf{a} := \{\mathbf{a}_i | i \in \mathcal{P}\}. \quad (2)$$

The SNR received at node  $i$  by unicast is defined as

$$\gamma_{i,j}(p_{i,j}^{\text{req}}) = \frac{p_{i,j}^{\text{req}} g_{i,j}}{\sigma^2}. \quad (3)$$

in which  $g_{i,j}$  and  $\sigma^2$  are the channel gain between nodes  $i$  and  $j$  and the noise power, respectively. We assume that the transmitting nodes in this network have their own channel for transmission and intra-network interference can be neglected [5]. Further, we assume that the statistical properties of the channel remain unchanged during the data dissemination and the channel gains of the links between a given node and its neighboring nodes are known at the node.

The set  $\mathcal{N}_i$  of the neighboring nodes of node  $i \in \mathcal{P}$  is defined as the nodes which can provide the minimum SNR required for decoding the message at node  $i$  via unicast considering their maximum radio-link power. More precisely,

$$\mathcal{N}_i = \{j | j \in \mathcal{Q}_i, \gamma_{i,j}(p_j^{\max}) \geq \gamma^{\text{th}}\} \quad (4)$$

in which  $\gamma_{i,j}(p_j^{\max})$  is defined in (3). Although with MRC a CN is able to accumulate the signals transmitted from the PNs which are not in its neighboring area, we restrict the action set of a CN to the nodes in its neighboring area. This is because overhead information needs to be transmitted in

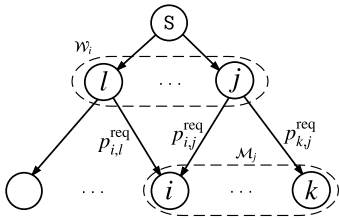


Fig. 1: A sample network. In this network, node  $i$  decides to be served by more than one PN, that is, nodes  $l$  and  $j$ .

practice between a PN and a CN in order to find the multicast receiving group, the cost of the CNs, etc., and this implies that the PN must be in the neighboring area of the CN. The action set of node  $i$  in this section is defined as the set of neighboring nodes of node  $i$  whose distance from the source, in terms of the number of hops, is not larger than that for node  $i$ . More precisely, it is defined as

$$\mathcal{A}_i = \{j | j \in \mathcal{N}_i, h_j \leq h_i, h_j \neq \infty\} \quad (5)$$

in which  $h_j$  is called the hop-rank of node  $j \in \mathcal{Q}$ , representing the number of hops from the source to node  $j$ . Denoting by  $\mathcal{W}_i \subseteq \mathcal{A}_i, \mathcal{W}_i \neq \emptyset$  the set of PNs of CN  $i$ , the hop-rank of CN  $i$  is obtained by

$$h_i = \max_{j \in \mathcal{W}_i} \{h_j\} + 1, \quad \forall i \in \mathcal{P}, \quad (6)$$

which indicates that the hop-rank of a node depends on the maximum of the hop-ranks of its PNs. *Initially*, we set  $h_S = 0$  and  $h_i = \infty$  for all  $i \in \mathcal{P}$ . Based on the definition of the action of a node in (1), we observe that each action contains two sub-actions. We call them the PN set and the power request set of node  $i$  and define them as

$$\mathcal{W}_i = \{j | p_{i,j}^{\text{req}} > 0, j \in \mathcal{A}_i\} \quad (7)$$

and

$$\mathcal{P}_i^{\text{req}} = \{p_{i,j}^{\text{req}} | p_{i,j}^{\text{req}} > 0, j \in \mathcal{A}_i\}, \quad (8)$$

respectively. The number of PNs chosen by CN  $i$  is denoted by  $W_i = |\mathcal{W}_i|$  and  $W^{\text{max}}$  is the maximum number of allowed PNs. In Fig. 1,  $\mathcal{W}_i = \{l, j\}$ . From the perspective of a transmitting node  $j \in \mathcal{Q}$ , we define the set of its CNs as

$$\mathcal{M}_j = \{i | p_{i,j}^{\text{req}} > 0, \forall i \in \mathcal{N}_j\}. \quad (9)$$

We also denote the set of radio-link power requests received by node  $j$  from its neighboring nodes as  $\mathbf{p}_j^{\text{rcv}} = \{p_{i,j}^{\text{req}} | i \in \mathcal{M}_j\}$  and  $\mathbf{p}_j^{\text{rcv}} := \mathbf{p}_j^{\text{rcv}} \setminus \{p_{i,j}^{\text{req}}\}$  represents  $\mathbf{p}_j^{\text{rcv}}$  without  $p_{i,j}^{\text{req}}$ . The radio-link power of PN  $j$  in a multicast transmission is given by

$$P_j^{\text{Tx}}(\mathbf{p}_j^{\text{rcv}}) = \max_{i \in \mathcal{M}_j} \{p_{i,j}^{\text{req}}\}. \quad (10)$$

As mentioned in Sec. I, the hardware of a wireless transmitter consists of several passive modules which all require a power for proper operation. We refer to this power as the *circuitry power* of a node and denote the circuitry power of a node for transmission and reception by  $p_j^{\text{ct}}$  and  $p_j^{\text{cr}}$  for all  $j \in \mathcal{Q}$ , respectively. The circuitry power of a transmitter can be assumed as a fixed value. Hence, the *sum transmit power*

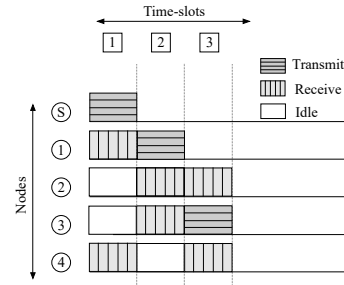


Fig. 2: Transmission and reception in different time-slots in the scheduled section of the channel access.

of a PN  $j$  is obtained by

$$P_j^{\text{Tx}}(\mathbf{a}) := P_j^{\text{Tx}}(\mathbf{p}_j^{\text{rcv}}) = \mathbb{1}_j(\mathcal{M}_j) \left( p_j^{\text{ct}} + \max_{i \in \mathcal{M}_j} \{p_{i,j}^{\text{req}}\} \right), \quad (11)$$

in which  $\mathbb{1}_j(\mathcal{M}_j)$  indicates if node  $j$  acts as a transmitting node, i.e.,  $\mathbb{1}_j(\mathcal{M}_j) = 1$  if  $\mathcal{M}_j \neq \emptyset$  and  $\mathbb{1}_j(\mathcal{M}_j) = 0$ , otherwise. Using MRC, the aggregated SNR experienced by CN  $i$  is calculated by

$$\gamma_{i|\text{MRC}}(\mathbf{p}_i^{\text{req}}) := \sum_{j \in \mathcal{W}_i} \frac{p_{i,j}^{\text{req}} g_{i,j}}{\sigma^2}. \quad (12)$$

The channel access scheme employed in this network is composed of two sections. The first section is a random-access channel (RACH) used by the nodes for sending requests to their chosen PNs and the second section is a scheduled section in which every PN has its own time-slot for transmission. In MRC-based multi-hop broadcast, when a CN chooses multiple PNs, each of the selected PNs, if not having a CN already, needs to reserve a time-slot for its transmission in the scheduled section. Moreover, each PN needs to inform its neighboring nodes about the new CN that joined it.

Since in MRC a node needs to receive the messages from its PNs in multiple time-slots, depending on the number of PNs that a CN chooses, the reception power and consequently the energy it requires to consume over multiple time-slots changes. This issue is further illustrated in Fig. 2 that shows transmissions over the scheduled section of the channel access. In this Figure, for instance, node ① receives its message from the source in time-slot ① and acts as a PN in the next time-slot. Node ②, in order to receive the message, accumulates the signals transmitted by nodes ① and ③ in time-slots ② and ③, respectively. In this example, nodes ② and ④ receive the message in two time-slots and the circuitry power they require for message reception is more than that required by nodes ① and ③ that use only one time-slot. The reception power of a CN  $i$  is calculated by

$$P_i^{\text{Rx}}(\mathbf{a}) = W_i p_i^{\text{cr}}. \quad (13)$$

Hence, the *total power* of node  $j$  for both message transmission and reception is given by

$$P_j^{\text{tot}}(\mathbf{a}) = P_j^{\text{Rx}}(\mathbf{a}) + P_j^{\text{Tx}}(\mathbf{a}) \quad (14)$$

## B. Problem formulation

Since the transmission time-slots have equal length, by omitting the duration of the time-slots, the energy consumption of a node for transmission/reception can be represented by the power required for transmission/reception. Before defining the problems formally, we define the following terms.

**Definition 1: (Network power):** The network power is defined as the sum of the total power of the nodes as

$$P_{\text{net}}^{\text{tot}}(\mathbf{a}) := \sum_{j \in \mathcal{Q}} P_j^{\text{tot}}(\mathbf{a}), \quad (15)$$

in which  $P_j^{\text{tot}}(\mathbf{a})$  is defined in (14). We further define the network transmit power by  $P_{\text{net}}^{\text{Tx}}(\mathbf{a}) = \sum_{j \in \mathcal{Q}} P_j^{\text{Tx}}(\mathbf{a})$ .

**Definition 2: (Node's Cost):** We define by  $C_i(\mathbf{p}_i^{\text{req}})$  the total cost that a node  $i$  pays to its chosen PNs as

$$C_i^f(\mathbf{a}) = \sum_{j \in \mathcal{W}_i} c_{j,i}^f(\mathbf{a}), \quad (16)$$

in which  $c_{j,i}^f(\mathbf{p}_{i,j}^{\text{req}})$  is the cost paid from node  $i$  to its PN  $j$  under the cost sharing scheme  $f$ .

**Definition 3: (Social cost):** The social cost of a network formed by the nodes in  $\mathcal{P}$  is defined as [3]

$$\text{SC}(\mathbf{a}) := \sum_{i \in \mathcal{P}} C_i^f(\mathbf{a}), \quad (17)$$

in which  $C_i(\mathbf{a})$  is defined in (16).

**Definition 4: (Budget-balanced cost sharing scheme):** A cost sharing scheme  $f$  is budget balanced if

$$\sum_{i \in \mathcal{M}_j} c_{j,i}^f(\mathbf{a}) = P_j^{\text{Tx}}(\mathbf{a}). \quad (18)$$

In other words, a cost sharing scheme is budget-balanced if the summation of the costs assigned to the CNs of a PN is equal to the sum transmit power of the PN.

As discussed earlier, we consider two different scenarios in this network with the following objectives.

**Scenario 1 (Energy minimization)** The objective in this scenario is formally defined as

$$\mathbf{P1:} \quad \underset{\{\mathbf{a}_i\}_{i \in \mathcal{P}}}{\text{minimize}} \quad P_{\text{net}}^{\text{tot}}(\{\mathbf{a}_i\}_{i \in \mathcal{P}}) \quad (19a)$$

$$\text{subject to:} \quad \gamma_{i|\text{MRC}}(\mathbf{p}_i^{\text{req}}) \geq \gamma^{\text{th}} \quad (19b)$$

$$i \in \mathcal{P}, j \in \mathcal{A}_i. \quad (19c)$$

According to the definition of  $\mathcal{A}_i$  in (5) and based on the definition of  $h_i$  in (6), it is straightforward to see that having the condition  $j \in \mathcal{A}_i$  in (19c) is enough to ensure that the outcome of **P1** is a DAG.

**Scenario 2 (Social cost minimization)** In this scenario, we aim to find the minimum cost required to be paid by the receiving nodes of the network for obtaining the message. In this scenario, we focus on the class of budget-balanced cost sharing schemes, cf. Definition 4. The network objective for the second scenario is defined as:

$$\mathbf{P2:} \quad \underset{\{\mathbf{a}_i\}_{i \in \mathcal{P}}}{\text{minimize}} \quad \text{SC}(\{\mathbf{a}_i\}_{i \in \mathcal{P}}) \quad (20a)$$

$$\text{subject to:} \quad (18), (19b), (19c). \quad (20b)$$

Table I lists key notations used in this paper. In the next section, we propose decentralized approaches for problems **P1** and **P2**.

TABLE I: Key notations used in this paper.

Notation	Definition
$p_j^{\text{ct}}, p_j^{\text{cr}}$	Circuitry power of node $j$ for transmission, reception.
$p_j^{\text{Tx}}$	Radio-link power of node $j$
$P_j^{\text{Tx}}$	Sum transmit power of node $j$ : $p_j^{\text{ct}} + p_j^{\text{Tx}}$
$P_j^{\text{Rx}}$	Reception power of node $j$ : $W_j p_j^{\text{cr}}$
$P_j^{\text{tot}}$	Total power of node $j$ : $P_j^{\text{Rx}} + P_j^{\text{Tx}}$
$P_{\text{net}}^{\text{Tx}}$	Network transmit power: $\sum_{j \in \mathcal{Q}} P_j^{\text{Tx}}$
$P_{\text{net}}^{\text{tot}}$	Network power: $\sum_{j \in \mathcal{Q}} P_j^{\text{tot}}$

## IV. MRC-BASED DECENTRALIZED MULTI-HOP BROADCAST

### A. Game-theoretic model

We design our decentralized approach via a non-cooperative CSG with the following properties:

- **Players:** The finite number of nodes in  $\mathcal{P}$ .
- **Action:** Defined in (1) as a set of tuples that determines the PN set and (radio-link) power request set of the node, defined in (7) and (8), respectively. For the PN set of CN  $i$  we have  $\mathcal{W}_i \in 2^{\mathcal{A}_i} \setminus \{\emptyset\}$  and the joint PN set of the game is given by  $\mathcal{W} = \times_{i \in \mathcal{P}} \mathcal{W}_i$ , in which  $2^{\mathcal{A}_i}$  and  $\times$  represent the power-set of  $\mathcal{A}_i$  and the Cartesian product, respectively. We further define the joint request set of the game as  $\mathcal{P}^{\text{req}} = \times_{i \in \mathcal{P}} \mathcal{P}_i^{\text{req}}$ .
- **Cost function:** Assigns a real-valued cost to every node  $i \in \mathcal{P}$  as  $C_i(\mathbf{a}) : (\mathcal{W}, \mathcal{P}^{\text{req}}) \rightarrow \mathbb{R}^+$ . The cost function is defined in (16).

*Remark 1:* We employ the MC cost sharing scheme for the first scenario. We showed in [5] that the MC is simple and performs fairly well for network power minimization in multi-hop broadcast.

**Definition 5: (Marginal contribution (MC))** The cost of node  $i$ , based on the MC, is defined as the power imposed by CN  $i$  on the network, including the sum transmit power of the chosen PNs and its own circuitry power, as

$$C_i^{\text{MC}}(\mathbf{a}) = P_i^{\text{Rx}}(\mathbf{a}) + \sum_{j \in \mathcal{W}_i} c_{j,i}^{\text{MC}}(\mathbf{p}_j^{\text{rcv}}) \quad (21)$$

$$= W_i p_i^{\text{cr}} + \sum_{j \in \mathcal{W}_i} P_j^{\text{Tx}}(\mathbf{p}_j^{\text{rcv}}) - P_j^{\text{Tx}}(\mathbf{p}_{-i,j}^{\text{rcv}}).$$

with  $P_j^{\text{Tx}}(\mathbf{p}_j^{\text{rcv}})$  defined in (11).

*Remark 2:* In the second scenario where the CNs need to pay a price for receiving data, there are two points that have to be considered in defining a cost sharing function. Firstly, the cost sharing function must be budget-balanced. With a budget-balanced scheme, as shown in (18), a PN is paid by its CNs according to its sum transmit power. Secondly, the cost sharing function must be fair. Given a multicast by a PN, according to (10), each CN imposes a different level of radio-link power on the PN and thus, the cost that they need to pay to the PN must be shared among them in a fair manner. For this scenario, we employ Shapley value (SV) which is budget-balanced and known as the fairest cost sharing scheme [3].

**Definition 6: (Shapley value (SV))** The SV of CN  $i \in \mathcal{M}_j$  is defined by [17]

$$c_{j,i}^{\text{SV}}(\mathbf{a}) = \sum_{S \subseteq \mathcal{M}_j \setminus \{i\}} \frac{|S|! (|\mathcal{M}_j| - |S| - 1)!}{|\mathcal{M}_j|!} (P_j^{\text{Tx}}(S \cup \{i\}) - P_j^{\text{Tx}}(S)). \quad (22)$$

**Remark 3:** While the cost function of a node in the first scenario, defined in (21), contains the reception power of a CN, the one used for the second scenario is merely defined according to the *sum transmit powers* of the PNs. The reason is that the goal in the first scenario is to minimize the network power and as far as the power of the network as a whole is concerned, the reception power needs to be also included in the cost function of the node. In contrast, in the second scenario we aim at minimizing the paid cost. In this case, we assume that a CN is not concerned about its reception power and merely aims at minimizing the cost it pays to its PNs.

**Definition 7: (Exact potential game)** A game  $G$  is an exact potential game [18] if there exists a function  $\Phi : (\mathcal{W}, \mathcal{P}^{\text{req}}) \rightarrow \mathbb{R}$ , called the potential function, such that  $\forall i \in \mathcal{P}, \mathbf{a}, \mathbf{a}' \in (\mathcal{W}, \mathcal{P}^{\text{req}})$

$$C_i(\mathbf{a}') - C_i(\mathbf{a}) = \Phi(\mathbf{a}') - \Phi(\mathbf{a}). \quad (23)$$

**Lemma 1:** The game  $G$  without employing MRC, where every node is allowed to choose only one PN, is a potential game for which at least one pure NE exists [5]. The NE is reachable by using best response dynamics in which every node iteratively chooses its PNs in a way to minimize its cost given the decision of other nodes.

**Theorem 1:** The game  $G$  with MRC possesses an NE.

**Proof:** Using Lemma 1 and the definition of an exact potential game in Definition 7, we show that our proposed game is also an exact potential game. Let  $\Delta_{(j)}^i c_i$  and  $\Delta_{(j)}^i \Phi$  denote the change in the cost of node  $i$  and the potential function when  $i$  changes its request from PN  $j$ . Being a potential game in case of having only one PN implies that  $\Delta_{(j)}^i c_i = \Delta_{(j)}^i \Phi$ . Let  $\mathcal{W}_i$  and  $\mathcal{W}'_i$  be the sets of old and new PNs of CN  $i$  and  $\Delta_{\mathcal{W}_i \rightarrow \mathcal{W}'_i}^i C_i$  be the change in the cost of node  $i$  when it changes its PNs from  $\mathcal{W}_i$  to  $\mathcal{W}'_i$ . According to (16), the change in the cost of node  $i$  can be written as

$$\Delta_{\mathcal{W}_i \rightarrow \mathcal{W}'_i}^i C_i = \sum_{\mathcal{W}_i \rightarrow \mathcal{W}'_i} \sum_{j \in \mathcal{W}_i \cup \mathcal{W}'_i} c_{j,i} \quad (24)$$

Since the cost function in  $G$ , defined in (16), is linearly separable with respect to the cost paid by a CN to each of its chosen PNs, we can write the right side of (24) as

$$\begin{aligned} \Delta_{\mathcal{W}_i \rightarrow \mathcal{W}'_i}^i \sum_{j \in \mathcal{W}_i \cup \mathcal{W}'_i} c_{j,i} &= \sum_{j \in \mathcal{W}_i \cup \mathcal{W}'_i} \Delta_{(j)}^i c_i = \sum_{j \in \mathcal{W}_i \cup \mathcal{W}'_i} \Delta_{(j)}^i \Phi \\ &= \Delta_{(j)}^i \sum_{j \in \mathcal{W}_i \cup \mathcal{W}'_i} \Phi = \Delta \Phi', \end{aligned} \quad (25)$$

which shows that the game is still an exact potential game. Hence, at least one NE exists for the game which can be obtained using the best response dynamics. ■

## B. Scenario 1: Minimum-power data dissemination

In this section, we propose an MILP for the problem in (19a) using the MC, aiming at network power minimization. According to (21),  $c_{j,i}^{\text{MC}}(\mathbf{a})$  can be broken down as (26).

As can be seen from (26), when  $\mathbb{1}_j(\mathcal{M}_j \setminus \{i\}) = 1$ , the cost function  $c_{j,i}^{\text{MC}}(\mathbf{a})$  is a piece-wise linear function. Given the piece-wise linearity of the cost function, we propose the MILP problem shown in (27) for decision making at every node  $i \in \mathcal{P}$ . In the MILP, given in (27),  $\mathbf{w}_i$  is a binary vector of length  $|\mathcal{A}_i|$  defined as  $\mathbf{w}_i = [w_{i,j} | j \in \mathcal{A}_i]$  where  $w_{i,j} = 1$  if node  $i$  chooses node  $j \in \mathcal{A}_j$  as its PN.

We define  $t_{i,j}$  as an auxiliary variable which is used in both (27a) and (27d).  $w_{i,j} p_i^{\text{cr}}$  in (27a) represents the power imposed on the network by node  $i$  due to its signal reception power. Moreover,  $t_{i,j}$  captures the sum transmit power of node  $i$  via (27a) and (27d). In (27b),  $p_j^{\text{min}}$  is the minimum radio-link power of a transmitter in transmit mode. (27c) represents the minimum-SNR condition for signal reception. Finally, (27e) can restrict the number of PNs that a CN can choose if the system designer sets such a restriction.

## C. Scenario 2: Minimum-cost data dissemination

Despite the complexity of the SV in (22), we will show that it can be represented by a piece-wise linear function.

**Lemma 2:**  $c_{j,i}^{\text{SV}}(\mathbf{a})$  in (22) can be written as

$$c_{j,i}^{\text{SV}}(\mathbf{a}) = \frac{p_j^{\text{ct}}}{M_j} + \sum_{n=1}^i \frac{p_{n,j}^{\text{req}} - p_{n-1,j}^{\text{req}}}{M_j + 1 - n}. \quad (28)$$

**Proof:** Using (11), the sum transmit power of a PN  $j$  is composed of two parts;  $p_j^{\text{ct}}$  as the fixed circuitry power and the radio link power, i.e.,  $p_j^{\text{Tx}}$ . Since these two parts are independent and since the SV satisfies the additivity axiom [3, Ch. 12], the cost of a node  $i \in \mathcal{M}_j$  can be separated as

$c_{j,i}^{\text{SV}}(\mathbf{a}) = c_{j,i}^{\text{SV}}(p_j^{\text{ct}} + \mathbf{p}_j^{\text{rcv}}) = c_{j,i}^{\text{SV}}(p_j^{\text{ct}}) + c_{j,i}^{\text{SV}}(p_{i,j}^{\text{req}}, \mathbf{p}_{-i,j}^{\text{rcv}})$  (29) in which the cost related to the circuitry power is equally shared among the CNs as  $c_{j,i}^{\text{SV}}(p_j^{\text{ct}}) = p_j^{\text{ct}}/M_j$  [5]. Moreover, the cost share regarding the requests of the CNs by assuming that they can be sorted as

$$0 = p_{0,j}^{\text{req}} \leq p_{1,j}^{\text{req}} \leq \dots \leq p_{n,j}^{\text{req}} \leq p_{i,j}^{\text{req}} \leq p_{n+2,j}^{\text{req}} \leq \dots \leq p_{M_j,j}^{\text{req}} \quad (30)$$

is given by [19] [20]

$$c_{j,i}^{\text{SV}}(p_{i,j}^{\text{req}}, \mathbf{p}_{-i,j}^{\text{rcv}}) = \sum_{k=1}^i \frac{p_{k,j}^{\text{req}} - p_{k-1,j}^{\text{req}}}{M_j + 1 - k}. \quad (31)$$

**Lemma 3:** Suppose that the requests received by PN  $j$  can be sorted as (30).  $c_{j,i}^{\text{SV}}(p_{i,j}^{\text{req}}, \mathbf{p}_{-i,j}^{\text{rcv}})$  in (29) can be modeled by a piecewise-linear, increasing function as

$$c_{j,i}^{\text{SV}}(p_{i,j}^{\text{req}}, \mathbf{p}_{-i,j}^{\text{rcv}}) = \frac{p_{i,j}^{\text{req}}}{M_j - n} + \sum_{k=1}^{n \geq 1} \left( \frac{-p_{k,j}^{\text{req}}}{(M_j - k)(M_j - k + 1)} \right). \quad (32)$$

**Proof:** See Appendix A. ■

**Theorem 2:** Let  $\mathcal{M}_j \setminus i := \mathcal{M}_j \setminus \{i\}$  be the set of CNs of PN  $j$  without node  $i$  with the number  $M_j \setminus i$  of CNs. Let  $p_{i,j}^{\text{req}}$  be the  $(n+1)$ -th smallest request among the CNs of PN  $j$

$$c_{j,i}^{\text{MC}}(\mathbf{a}) = \begin{cases} p_j^{\text{ct}} + p_{i,j}^{\text{req}}, & \text{if } \mathbb{1}_j(\mathcal{M}_j \setminus \{i\}) = 0 \\ p_{i,j}^{\text{req}} - p_j^{\text{Tx}}(\mathbf{p}_{-i,j}^{\text{rcv}}), & \text{if } \mathbb{1}_j(\mathcal{M}_j \setminus \{i\}) = 1, p_{i,j}^{\text{req}} = \max_{h \in \mathcal{M}_j} \{p_{h,j}^{\text{req}}\} \\ 0 & \text{if } \mathbb{1}_j(\mathcal{M}_j \setminus \{i\}) = 1, p_{i,j}^{\text{req}} \neq \max_{h \in \mathcal{M}_j} \{p_{h,j}^{\text{req}}\}. \end{cases} \quad (26)$$

$$\underset{\mathbf{p}_i^{\text{req}}, t_i, \mathbf{w}_i}{\text{argmin}} \sum_{j \in \mathcal{A}_i} w_{i,j} p_i^{\text{cr}} + t_{i,j}, \quad \forall i \in \mathcal{P} \quad (27a)$$

subject to

$$w_{i,j} p_j^{\text{min}} \leq p_{i,j}^{\text{req}} \leq w_{i,j} p_j^{\text{max}}, \quad \forall j \in \mathcal{A}_i \quad (27b)$$

$$\sum_{j \in \mathcal{W}_i} \frac{p_{i,j}^{\text{req}} g_{i,j}}{\sigma^2} = \gamma^{\text{th}} \quad \forall j \in \mathcal{A}_i \quad (27c)$$

$$p_{i,j}^{\text{req}} - p_j^{\text{Tx}}(\mathbf{p}_{-i,j}^{\text{rcv}}) + (1 - \mathbb{1}_j(\mathcal{M}_j \setminus \{i\})) w_{i,j} p_j^{\text{cr}} \leq t_{i,j} \quad \forall j \in \mathcal{A}_i \quad (27d)$$

$$\sum_{j \in \mathcal{A}_i} w_{i,j} \leq W^{\text{max}} \quad \forall j \in \mathcal{A}_i \quad (27e)$$

$$p_{i,j}^{\text{req}}, t_{i,j} \in \mathbb{R}, s_{i,j}, w_{i,j} \in \{0, 1\} \quad \forall j \in \mathcal{A}_i \quad (27f)$$

$$\underset{\mathbf{p}_i^{\text{req}}, t_i, \mathbf{s}_i, \mathbf{w}_i}{\text{argmin}} \sum_{j \in \mathcal{A}_i} t_{i,j}, \quad \forall i \in \mathcal{P} \quad (36a)$$

subject to:

$$w_{i,j} p_j^{\text{min}} \leq p_{i,j}^{\text{req}} \leq w_{i,j} p_j^{\text{max}}, \quad \forall j \in \mathcal{A}_i \quad (36b)$$

$$\sum_{j \in \mathcal{W}_i} \frac{p_{i,j}^{\text{req}} g_{i,j}}{\sigma^2} = \gamma^{\text{th}} \quad \forall j \in \mathcal{A}_i \quad (36c)$$

$$m_i(n) p_{i,j}^{\text{req}} + y_i(n, \mathbf{p}_{-i,j}^{\text{rcv}}) \leq t_{i,j} \quad \forall j \in \mathcal{A}_i, \quad 0 \leq n \leq M_j \quad (36d)$$

$$\sum_{j \in \mathcal{A}_i} w_{i,j} \leq W^{\text{max}} \quad \forall j \in \mathcal{A}_i \quad (36e)$$

$$p_{i,j}^{\text{req}}, t_{i,j} \in \mathbb{R}, s_{i,j}, w_{i,j} \in \{0, 1\} \quad \forall j \in \mathcal{A}_i \quad (36f)$$

as (30). Then, the cost of a node  $i$  in (29) if it joins PN  $j$  according to the SV is obtained by

$$c_{j,i}^{\text{SV}}(\mathbf{a}) = m_i(n) p_{i,j}^{\text{req}} + y_i(n, \mathbf{p}_{-i,j}^{\text{rcv}}) \quad (33)$$

in which

$$m_i(n) = \frac{1}{M_{j \setminus i} + 1 - n} \quad (34)$$

and

$$y_i(n, \mathbf{p}_{-i,j}^{\text{rcv}}) = \frac{p_j^{\text{ct}}}{M_{j \setminus i} + 1} + \sum_{k=1}^{n \geq 1} \left( \frac{-p_{k,j}^{\text{req}}}{(M_{j \setminus i} - k + 1)(M_{j \setminus i} - k + 2)} \right). \quad (35)$$

*Proof:* It follows from Lemma 2 and Lemma 3. ■

*Corollary 1:* The optimum request vector of node  $i$ , i.e.,  $\mathbf{p}_i^{\text{req}}$  can be obtained by solving an MILP.

The optimal decision of node  $i$  can be obtained by the MILP shown in (36). Notice that the parameters used in the MILP of (36) are like the ones used for the MC scheme in (27).

## V. MRC-BASED CENTRALIZED APPROACH WITH MILP

In the previous section, we discussed decision-making with the MC and the SV schemes. In this section, we find the global optimum for both the network power and the social cost minimization problems.

*Theorem 3:* Let  $\{\mathbf{a}_i^*\}_{i \in \mathcal{P}}^{\text{PTx}}$  and  $\{\mathbf{a}_i^*\}_{i \in \mathcal{P}}^{\text{SC}}$  be the set of optimum action profiles corresponding to the network's minimum transmit power (see Table I) and the minimum social cost (with a budget-balanced cost sharing scheme), respectively. We always have  $\{\mathbf{a}_i^*\}_{i \in \mathcal{P}}^{\text{PTx}} = \{\mathbf{a}_i^*\}_{i \in \mathcal{P}}^{\text{SC}}$ .

*Proof:* Theorem 3 states that any action profile that minimizes the network's transmit power, minimizes the social cost as well. Using the definition of a budget-balanced cost sharing scheme, for every PN  $j \in \mathcal{N}$  we have

$$\sum_{i \in \mathcal{M}_j} c_{j,i}^{\text{BB}}(\mathbf{a}) = P_j^{\text{Tx}}(\mathbf{a}). \quad (37)$$

By taking a summation over all the nodes of the network which can act as PNs, we get

$$\sum_{j \in \mathcal{Q}} \sum_{i \in \mathcal{M}_j} c_{j,i}^{\text{BB}}(\mathbf{a}) = \sum_{j \in \mathcal{Q}} P_j^{\text{Tx}}(\mathbf{a}). \quad (38)$$

Note that the payment received by PN is equal to the cost paid by its CNs. Therefore, we can replace the left side of (38), which is the total payment received by the PNs in the network, with the total cost paid by the CNs. Hence, the left side of (38), using (16), is equivalent to

$$\begin{aligned} \sum_{j \in \mathcal{Q}} \sum_{i \in \mathcal{M}_j} c_{j,i}^{\text{BB}}(\mathbf{a}) &= \sum_{i \in \mathcal{P}} \sum_{j \in \mathcal{W}_i} c_{j,i}^{\text{BB}}(\mathbf{a}) \\ &= \sum_{i \in \mathcal{P}} C_i(\mathbf{a}) = \text{SC}(\mathbf{a}) \end{aligned} \quad (39)$$

By comparing (38) and (39), we find that with a budget-balanced cost sharing scheme, the action profile that minimizes the social cost also minimizes the network transmit power. ■

*Corollary 2:* The MILP that finds the optimum configuration for P1 in (19) can also be used for P2 in (20) if  $p_j^{\text{cr}} = 0$ .

Before providing the MILP, we define the following.

- $\tilde{S}$ : The maximum number of time-slots used for message

dissemination in the network. To avoid notational confusion, between the source and the time-slot, we show the source node in this formulation by  $\underline{S}$  and  $(s)$  represents time-slot  $s$  such that  $1 \leq s \leq \tilde{S}$ .

- $\mathbf{P}^{\text{Tx}}$  (radio-link power matrix): A  $(N + 1) \times \tilde{S}$  matrix with  $\mathbf{P} = [\mathbf{p}_{(1)}^{\text{Tx}}, \dots, \mathbf{p}_{(\tilde{S})}^{\text{Tx}}]$  in which  $\mathbf{p}_{(s)} = [p_{\underline{S},(s)}^{\text{Tx}}, p_{1,(s)}^{\text{Tx}}, \dots, p_{N,(s)}^{\text{Tx}}]^{\text{T}}$  is a column vector and  $p_{j,(s)}^{\text{Tx}}$  shows the radio-link power of node  $j$  in time-slot  $s$ .
- $\mathbf{T}$  (transmission matrix): A  $(N + 1) \times \tilde{S}$  binary matrix with  $\mathbf{T} = [\mathbf{t}_{\underline{S}}, \mathbf{t}_1, \dots, \mathbf{t}_N]^{\text{T}}$  in which  $\mathbf{t}_i = [t_{i,(1)}, t_{i,(2)}, \dots, t_{i,(\tilde{S})}]$  is a row vector of size  $1 \times \tilde{S}$  and  $t_{j,(s)} = 1$  if node  $j$  transmits in time-slot  $s$ .
- $\mathbf{R}$  (reception matrix): A  $N \times \tilde{S}$  binary matrix with  $\mathbf{R} = [\mathbf{r}_1, \dots, \mathbf{r}_N]^{\text{T}}$  in which  $\mathbf{r}_j = [r_{i,(1)}, r_{i,(2)}, \dots, r_{i,(\tilde{S})}]$  is a row vector of size  $1 \times \tilde{S}$  and  $r_{i,s} = 1$  if node  $i$  receives the message from a transmitting node that transmits in time-slot  $s$ .
- $\mathbf{G}$  (channel gain matrix): A  $N \times (N + 1)$  matrix with  $\mathbf{G} := [\mathbf{g}_1^{\text{T}}, \dots, \mathbf{g}_N^{\text{T}}]^{\text{T}}$  in which  $\mathbf{g}_i = [g_{i,\underline{S}}, g_{i,1}, \dots, g_{i,N}]$  is a  $1 \times N + 1$  row vector and  $g_{i,j}$  is the channel gain between transmitter  $j$  and receiver  $i$ . We set  $g_{i,j} = 0$  if  $j \notin \mathcal{A}_i$ .
- $\mathbf{\Gamma}$  (SNR matrix): A  $N \times \tilde{S}$  matrix with  $\mathbf{\Gamma} := [\gamma_1, \dots, \gamma_N]^{\text{T}}$  in which  $\gamma_i = [\gamma_{i,\underline{S}}, \gamma_{i,1}, \dots, \gamma_{i,N}]$  is a  $1 \times \tilde{S}$  row vector and  $\gamma_{i,(s)}$  is the SNR received by node  $i$  in time-slot  $s$ .
- $\mathbf{1}_N$ : An all 1 vector of size  $N \times 1$ .
- $\mathbb{I}_{N(i)}$ : A binary vector of size  $N \times 1$  with all its elements equal to 1 except the  $i$ -th element.

Before presenting the optimization problem, we provide the following lemma.

**Lemma 4: (Big M method):** Let  $v_1, v_2 \in \mathbb{R}_{\geq 0}$  and  $b \in \{0, 1\}$  all be the variables of an optimization problem. The following non-linear constraint

$$v_1 = v_2 b \quad (40)$$

can be linearized by the following set of constraints

$$v_1 \leq v_2 \quad (41)$$

$$v_1 \leq \mathbb{M}b \quad (42)$$

$$v_1 \geq v_2 - \mathbb{M}(1 - b) \quad (43)$$

$$v_1 \geq 0 \quad (44)$$

in which  $\mathbb{M}$  is a sufficiently large number such that  $v_2 \leq \mathbb{M}$ .

**Remark 4:** According to Lemma 4, when  $b = 1$ , based on the constraints (41) and (43),  $v_2$  limits  $v_1$  from both upper and lower sides as  $v_2 \leq v_1 \leq v_2$ . Hence,  $v_1 = v_2$  if  $b = 1$ . Likewise, one can observe that when  $b = 0$ , according to (42) and (43) we have  $v_2 - \mathbb{M} \leq v_1 \leq 0$ . Further, based on the constraint (44) together with (42) and (43) we finally get  $0 \leq v_1 \leq 0$  which results in  $v_1 = 0$ .

The MILP for the MRC-based multi-hop broadcast is presented in (45). Recall that, when the network objective is social cost minimization, we set  $p_j^{\text{cr}} = 0$  in formulation (45a).

The constraint in (45b) indicates the radio-link power constraint. Based on our assumption, every node can transmit in one time-slot. This property has been captured by (45c).

The condition in (45e) indicates that there exists at most one transmission per time-slot. Further, every node receives the message at least in one time slot as shown in (45d). The constraint in (45f) is due to the fact that a reception occurs in a time-slot if there is at least one transmission. The constraint (45g) indicates that a node  $i \in \mathcal{P}$  does not receive the message if it has already transmitted it. In fact,  $r_{i,(s)} = 0$  if node  $i$  transmits the messages in one of the previous slots  $1 \leq s' \leq s$ . The expression in (45h), in which  $\odot$  shows the element-wise product, calculates the normalized SNR of the signal received at user  $i$  in time-slot  $s$ . More precisely, given the radio-link powers of the users at time-slot  $s$  in  $\mathbf{p}_s$ , the expression  $\mathbf{p}_s \odot \mathbb{I}_{N+1(i)} \odot \mathbf{g}_i^{\text{T}}$  gives a vector whose elements are the SNR of the signal received by node  $i$  from each of the transmitters  $j \in \mathcal{Q}$  in time-slot  $s$ . Recall that  $\mathbb{I}_{N+1(i)}$  is an all-one column vector of length  $N + 1$  with the  $i$ -th element equal to zero. This helps us to eliminate the SNR received by node  $i$  due to its own transmission. In (45h),  $\mathbf{1}_{N+1}^{\text{T}} [\mathbf{p}_s \odot \mathbb{I}_{N+1(i)} \odot \mathbf{g}_i^{\text{T}}]$  gives the SNR received by node  $i$  which we normalize it to  $\gamma^{\text{th}} \sigma^2$  and represent it by  $\hat{\gamma}_{i,(s)}$  with  $\hat{\gamma}_{i,(s)} \leq 1$ .

Although (45h) determines the SNR available at node  $i$  in time-slot  $s$ , the actual SNR received by node  $i$  depends on whether node  $i$  receives the message in this time-slot. Node  $i$  uses the signals transmitted in time-slot  $s$  if  $r_{i,(s)} = 1$ . The constraints in (45i), (45j) and (45k) are used based on the big M method, discussed in Lemma 4. They have been employed here to find out if node  $i$  should receive the message in time-slot  $s$ . More precisely, they linearize the following constraint

$$\gamma_{i,(s)} = r_{i,(s)} \hat{\gamma}_{i,(s)} \quad (46)$$

in which  $\hat{\gamma}_{i,(s)}$  is a function of the continuous variable  $p_{i,(s)}^{\text{Tx}}$  that makes the right side of (46) non-linear. The constraint in (45l) indicates that the aggregated SNR obtained by every node  $i \in \mathcal{P}$  must be higher than the minimum SNR. Every node  $i \in \mathcal{P}$  can transmit the message in time-slot  $s$  if and only if it receives the message with minimum SNR over the previous time-slots. The only exception is the source for which we always have  $t_{\underline{S},1} = 1$ .

## VI. PERFORMANCE ANALYSIS

### A. Simulation setup

An area of size 250m×250m is considered in which the nodes are randomly distributed. The simulation results are based on the Monte-Carlo method and in each simulation run, one of the nodes in the network is randomly chosen as the source. The total number of nodes varies between 10 and 25. We assume that the transmit and receive circuitry powers of the nodes in the network are equal, i.e.,  $p_j^{\text{cr}} = p_j^{\text{ct}} = p^c$  [23] and consider three values for circuitry powers,  $p^c \in \{1, 10, 100\}$  mW. The low circuitry power case is suitable for low-power IoT applications while the high circuitry power can model conventional wireless transmitters [21], [22].

The channel is based on the path-loss model. Let  $l_{i,j}$  and  $l_0$  be the distance between nodes  $i$  and  $j$  and a reference distance, respectively. Then, by considering  $\alpha$  as the path loss exponent and  $\lambda$  as the signal wavelength, the power gain of the channel



$$\min_{\mathbf{P}, \mathbf{T}, \mathbf{R}, \Gamma} \sum_{s=1}^{\tilde{S}} \left( \sum_{j \in \mathcal{Q}} p_{j,(s)}^{\text{Tx}} + p_j^{\text{ct}} t_{j,(s)} + \sum_{i \in \mathcal{P}} p_j^{\text{cr}} r_{i,(s)} \right), \quad (45a)$$

s. t.:

$$t_{j,(s)} p_j^{\min} \leq p_{j,(s)}^{\text{Tx}} \leq t_{j,(s)} p_j^{\max}, \quad \forall j \in \mathcal{Q}, 1 \leq s \leq \tilde{S} \quad (45b)$$

$$\mathbf{t}_j \mathbf{1}_{\tilde{S}} \leq \mathbf{1}, \quad \forall j \in \mathcal{Q} \quad (45c)$$

$$\mathbf{r}_i \mathbf{1}_{\tilde{S}} \geq \mathbf{1}, \quad \forall i \in \mathcal{P} \quad (45d)$$

$$\sum_{j \in \mathcal{Q}} t_{j,(s)} \leq 1, \quad \forall j \in \mathcal{Q}, 1 \leq s \leq \tilde{S} \quad (45e)$$

$$r_{i,(s)} \leq \sum_{j \in \mathcal{Q}} t_{j,(s)}, \quad \forall i \in \mathcal{P}, j \in \mathcal{Q}, 1 \leq s \leq \tilde{S} \quad (45f)$$

$$r_{i,(s)} \leq 1 - \sum_{s'=1}^s t_{i,(s')}, \quad \forall j \in \mathcal{Q}, 1 \leq s \leq \tilde{S} \quad (45g)$$

$$\hat{\gamma}_{i,(s)} = \mathbf{1}_{N+1}^{\top} [\mathbf{p}(s) \odot \mathbf{I}_{N+1(i)} \odot \mathbf{g}_i^{\top}] / \gamma^{\text{th}} \sigma^2, \quad \forall j \in \mathcal{Q}, 1 \leq s \leq \tilde{S} \quad (45h)$$

$$\gamma_{i,(s)} \leq \hat{\gamma}_{i,(s)}, \quad \forall i \in \mathcal{P}, 1 \leq s \leq \tilde{S} \quad (45i)$$

$$\gamma_{i,(s)} \geq \hat{\gamma}_{i,(s)} - \mathbb{M}(1 - r_{i,(s)}), \quad \forall i \in \mathcal{P}, 1 \leq s \leq \tilde{S} \quad (45j)$$

$$\gamma_{i,(s)} \leq \mathbb{M} r_{i,(s)}, \quad \forall i \in \mathcal{P}, 1 \leq s \leq \tilde{S} \quad (45k)$$

$$\gamma_i \mathbf{1}_{\tilde{S}} \geq \mathbf{1}, \quad \forall j \in \mathcal{P} \quad (45l)$$

$$t_{j,(s)} \leq \sum_{s'=1}^{s-1} \gamma_{j,(s')}, \quad \forall j \in \mathcal{P}, 2 \leq s \leq \tilde{S} \quad (45m)$$

$$t_{\underline{S},1} = 1 \quad (45n)$$

$$p_{j,(s)}^{\text{Tx}}, \gamma_{i,(s)} \in \mathbb{R}_{\geq 0}, t_{j,(s)}, r_{i,(s)} \in \{0, 1\}, \quad \forall i \in \mathcal{P}, j \in \mathcal{Q}, 1 \leq s \leq \tilde{S} \quad (45o)$$

between nodes  $i$  and  $j$  is defined as

$$g_{i,j} = \left( \frac{\lambda}{4\pi l_0} \right)^2 \left( \frac{l_0}{l_{i,j}} \right)^\alpha. \quad (47)$$

For simulation, we set  $\lambda = 0.125\text{m}$ ,  $l_0 = 1\text{m}$  and  $\alpha = 3$ .

The results are normalized to the value  $v = \tilde{p}^{\text{Tx}} + \tilde{p}^c$  in which  $\tilde{p}^{\text{Tx}}$  and  $\tilde{p}^c$  represent normalization reference values for the radio-link power and the circuitry power, respectively. More precisely, the normalized network power and the normalized social cost are defined as

$$\bar{P}_{\text{net}}^{\text{tot}}(\mathbf{a}) = \frac{\sum_{j \in \mathcal{Q}} P_j^{\text{tot}}(\mathbf{a})}{v}, \quad \bar{SC}(\mathbf{a}) = \frac{\sum_{i \in \mathcal{P}} C_i(\mathbf{a})}{v}, \quad (48)$$

respectively, where  $\bar{P}_{\text{net}}^{\text{tot}}(\mathbf{a})$  is defined in (14) and  $C_i(\mathbf{a}) = \sum_{j \in \mathcal{W}_i} c_{j,i}^{\text{SV}}$  in which  $c_{j,i}^{\text{SV}}$  is defined in (28). We set  $\tilde{p}^{\text{Tx}} = 200\text{mW}$  and  $\tilde{p}^c = 10\text{mW}$ . Moreover, we do not set any limitation on the number of PNs that a CN is allowed to select. The simulation has been carried out in MATLAB and the proposed MILPs are solved using CVX and Gurobi.

The algorithms that we consider in this section for evaluation are as follows.

- **GreedyMRC:** The centralized MRC-based greedy algorithm proposed in [7] introduced in Section II. Despite being centralized, due to lack of a more relevant work, we use it as our main benchmark.
- **MC-MRC, SV-MRC:** Our proposed MRC-based algorithm with the MC and the SV schemes, respectively.
- **MC-OPN, SV-OPN:** Special case of MC-MRC and SV-

MRC in which the nodes can choose only one PN.

- **MILP-MRC, MILP-OPN:** The MILP-based optimum solution obtained by solving (45) with and without exploiting MRC, respectively.

## B. Simulation results

We first show the importance of taking the circuitry power into account for message dissemination. We compare our proposed algorithm with GreedyMRC proposed in [7] which is centralized, ignores the circuitry power required at the nodes and merely considers the power required for the radio link in network optimization. Figures 3a, 3b and 3c, correspond to low, medium and high circuitry powers, respectively. First, we observe that by increasing the number  $N$  of nodes, the network power increases. This is because the circuitry powers required at the nodes for message reception and transmission impose additional power on the network which is not negligible. Second, we observe in Fig. 3a that by increasing the number of nodes, the powers required by both algorithms tend to saturate. When the network becomes denser, the number of PNs required for covering the network and serving all the receiving nodes does not necessarily increase. Hence, by increasing the number of nodes, at some point, the total radio link power required in the network for message dissemination remains unchanged. However, the circuitry power required at the nodes makes the network power continue to increase. The

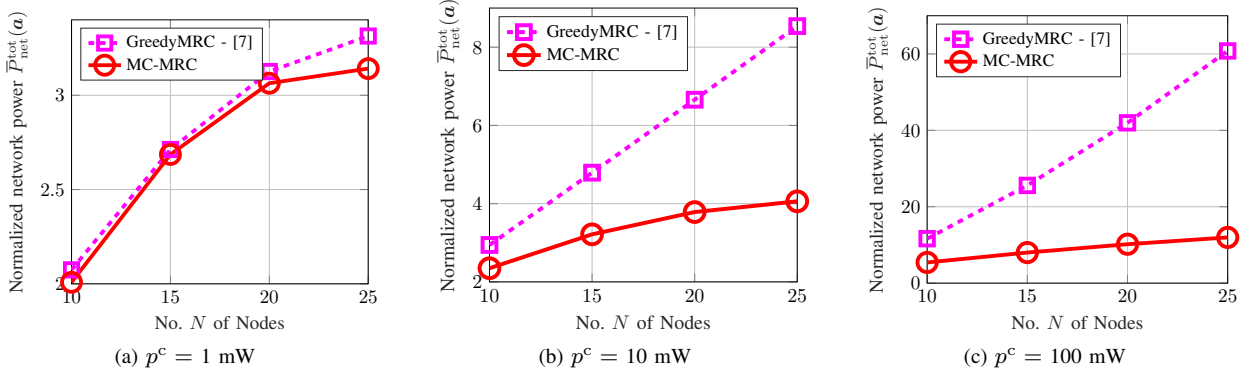


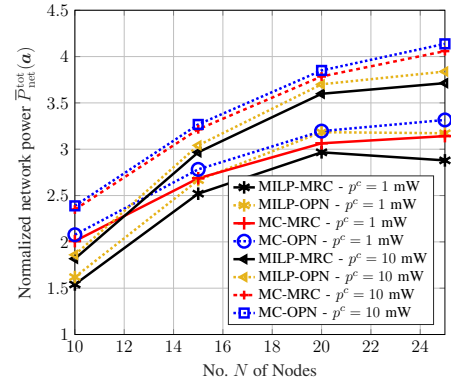
Fig. 3: Network power for different numbers  $N$  of nodes in the network and different values  $p^c$  of circuitry power.

value of the circuitry power in Fig. 3c is higher than that for the other two cases. Thus, in Fig. 3c, even if the total radio-link power of the network does not change significantly, the high value of the circuitry power dominates the radio-link power required in the network. This results in a constant increase of the network power in Fig. 3c.

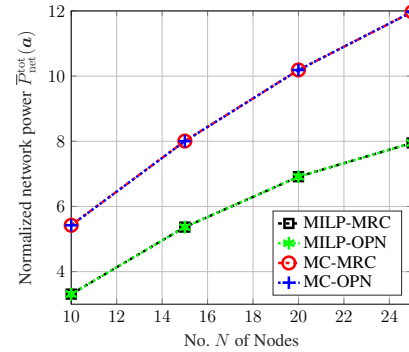
Our proposed algorithm outperforms GreedyMRC in all the three cases shown in Fig. 3. When the circuitry power of the nodes is high, the performance of our game-theoretic algorithm becomes significantly better than the benchmark algorithm, see Fig. 3c. The main reason is that with our approach the nodes take the circuitry power into account in choosing their PNs. In contrast, with [7], the message is always transmitted over large number of hops in order to minimize the total radio link power of the network. Since each transmission requires circuitry power besides the radio-link power, the actual network power required by [7] for message dissemination, after adding the circuitry power of the nodes to the outcome of the algorithm, becomes significantly high. This is more pronounced with high values of the circuitry power.

In Fig. 4 we evaluate the effect of employing the MRC in message dissemination. We depict the network power obtained via the MC and the MILP approaches for different numbers of the nodes and different values of the circuitry power. First, we observe that with MRC, the message can be disseminated with a lower network power compared to the case of one PN (OPN). Second, we find in Fig. 4a that, when the circuitry power is low ( $p^c = 1 \text{ mW}$ ), employing the MRC technique results in a higher gain compared to the case in which the circuitry power is high. In fact, when the radio-link power dominates the circuitry power, it is beneficial for the nodes to combine the signals from multiple PNs. Conversely in Fig. 4b, where the circuitry power is high, i.e.,  $100 \text{ mW}$ , the nodes do not exploit the MRC as it requires reception circuitry power over multiple time-slots. In other words, as shown in Fig. 4b, even if the nodes are allowed to choose multiple PNs, they only select one PN and hence, the performance of the MPN and OPN approaches are almost the same.

Figure 5 evaluates the effect of employing MRC on the social cost. As mentioned earlier, when the social cost mini-



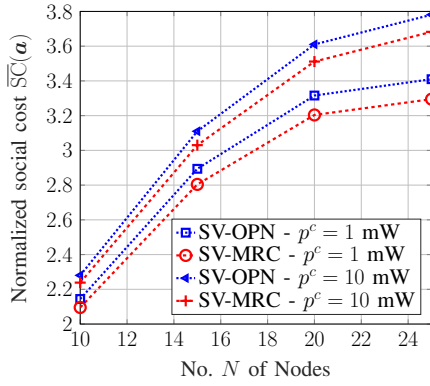
(a) The network power with  $p^c \in \{1 \text{ mW}, 10 \text{ mW}\}$ .



(b) The network power with  $p^c = 100 \text{ mW}$ .

Fig. 4: The normalized network power for different numbers  $N$  of nodes in the network and different values  $p^c$  of circuitry power.

mization is the objective, the nodes do not consider their own reception circuitry power. In fact, the goal of the nodes in this case is to minimize the power imposed on their chosen PNs and consequently to minimize the cost they pay. Similar to the MC-based game in Fig. 4, here, SV-MRC performs better than SV-OPN in terms of the social cost. In other words, the total cost paid by the receiving nodes in order to receive the message reduces when they are allowed to receive the message from more than one PN. By comparing Fig. 4a and Fig. 5a, we find that employing the MRC has a slightly higher gain



(a) The social cost with  $p^c \in \{1 \text{ mW}, 10 \text{ mW}\}$ .

Fig. 5: The normalized social cost for different numbers  $N$  of nodes and different values  $p^c$  of circuitry power.

on the SV-based game than the MC-based game. The reason is that in the SV-based game, the reception circuitry power is not considered in the cost function of a CN. Hence, receiving via the MRC over multiple time-slots imposes a lower cost on the receiving nodes compared to the MC-based game in which the cost of reception is also included.

In order to find the effect of the MRC technique on nodes' decision, in Fig. 6 we show the average number of PNs per CN with two values for the circuitry power, 1 mW and 10 mW. Considering the MC-MRC and the SV-MRC for low circuitry power, i.e.,  $p^c = 1$  mW, we observe that the average number of PNs per CN for the MC-based game is higher than that for the SV-based game. The reason is that, since the objective is network power minimization and since the circuitry power in this case is low, the nodes exploit the MRC technique to a higher extent than the SV-based game in order to reduce their costs as well as the network power.

In addition, we observe that, in general, when the circuitry power increases, the average number of PNs per CN reduces for both the MC-based and the SV-based games. This reduction is more significant for the MC-based game. Recall that, with the MC-based game, the cost of a CN with respect to the circuitry power of its PN is either zero (in multicast) or  $p^c$  (in unicast), see (26). Moreover, according to (28), with the SV-based game, the circuitry power of transmission at the PN is equally shared among the CNs. In short, the impact of the transmission circuitry power on the cost function of a node is not as significant as the impact of the reception circuitry power which is only captured in the MC-based game. Therefore, as the circuitry power increases from  $p^c = 1$  mW to  $p^c = 10$  mW, the nodes in the MC-based game react by choosing a lower number of PNs, while in contrast, such an increase of the circuitry power has a lower impact on the decision of the nodes in the SV-based game. For instance, when there are 20 nodes in the network, by increasing the circuitry power from  $p^c = 1$  mW to  $p^c = 10$  mW, the average number of PN per CN with the MC-based game reduces from 1.26 to 1.11 PNs per CN. These numbers for the SV-based game are 1.18 and

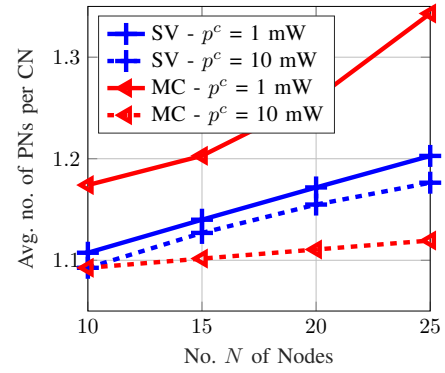


Fig. 6: The average number of PNs per CN for different numbers  $N$  of nodes in the network.

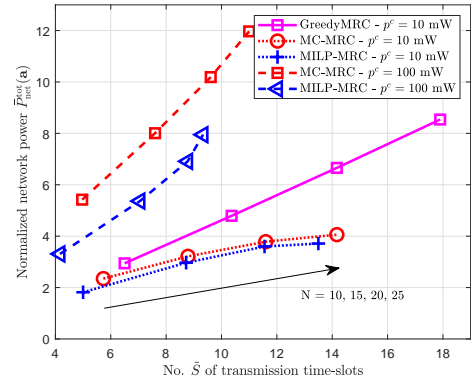


Fig. 7: Normalized network power  $\overline{P}_{net}^{tot}(\alpha)$  versus the number  $\tilde{S}$  of time-slots used for message dissemination.

1.16 PNs per CN, respectively.

Finally, Fig. 7 shows how efficient the resources are used in this network for different algorithms. We plot the network power versus the number of time-slots used in the network for message dissemination. The optimum MILP-based approach and the MC-based game are considered with two different values of circuitry power, that is,  $p^c = 10$  mW and  $p^c = 100$  mW. Further, the performance of the GreedyMRC is also shown for the case of  $p^c = 10$  mW. Since the network power obtained by the GreedyMRC for  $p^c = 100$  mW is much higher than for the other algorithms, we omit the GreedyMRC for  $p^c = 100$  mW. In Fig. 7, the closer the points are to the origin, the better the resources are used. As can be seen, when the circuitry power increases, the number of time-slots required for message dissemination in the network decreases. In other words, transmissions over a large number of hops impose additional transmission and reception circuitry powers on the nodes. Hence, cost minimization at the nodes results in a message dissemination strategy that requires a lower number of time-slots. Considering both Fig. 7 and Fig. 6, it can be inferred that by increasing the circuitry power, the nodes tend to receive the message from one PN and the multicast receiving groups are formed by a larger number of CNs so that both the average number of PNs per CN as well as the

average number of required time-slots reduce.

## VII. SUMMARY

We studied multi-hop broadcast in a network with one source and multiple receivers. The nodes are able to exploit the MRC technique and combine the messages received from multiple transmitting nodes in order to reduce the network power required for message dissemination. We studied two scenarios depending on the need for an incentive for the transmitting nodes. A decentralized approach using a non-cooperative CSG is proposed in which the nodes employ the MC and the SV cost sharing schemes for minimization of network power in incentive-independent networks and social cost in incentive-mandatory networks, respectively. We showed that our proposed game is a potential game that possesses an NE. Simulation results showed that our proposed algorithm outperforms the existing heuristic algorithm concerning the required power for message dissemination while it is also able to address the incentive and fairness issues. Further, since our algorithm captures the impact of the circuitry power on the network power, the higher the circuitry power of the nodes, the higher gain is obtained by our algorithm compared to the benchmarks. We also presented the centralized global optimum via an MILP that can be used for both scenarios.

### APPENDIX A PROOF OF LEMMA 3

Assume that  $p_{i,j}^{\text{req}}$  is the  $(n+1)$ th lowest request from PN  $j$  as shown in (30) such that  $p_{i,j}^{\text{req}} = p_{n+1,j}^{\text{req}}$ . Based on (31) by considering  $i = n+1$ ,  $c_{j,i}^{\text{SV}}(p_{i,j}^{\text{req}}, \mathbf{p}^{\text{rcv}})$  can be written as a function of  $n$  as

$$c_{i,j}^{\text{SV}}(p_{i,j}^{\text{req}}, \mathbf{p}^{\text{rcv}}) = \frac{p_{i,j}^{\text{req}} - p_{n,j}^{\text{req}}}{M_j + 1 - (n+1)} + \sum_{k=1}^n \frac{p_{k,j}^{\text{req}} - p_{k-1,j}^{\text{req}}}{M_j + 1 - k}. \quad (49)$$

Expanding the right side of (49) leads to

$$c_{i,j}^{\text{SV}}(p_{i,j}^{\text{req}}, \mathbf{p}^{\text{rcv}}) = \frac{p_{i,j}^{\text{req}}}{M_j - n} - \frac{p_{n,j}^{\text{req}}}{M_j - n} + \frac{p_{n,j}^{\text{req}}}{M_j - n + 1} + \dots - \frac{p_{1,j}^{\text{req}}}{M_j - 1} + \frac{p_{1,j}^{\text{req}}}{M_j}. \quad (50)$$

Eq. (50) is equivalent to

$$c_{i,j}^{\text{SV}}(p_{i,j}^{\text{req}}, \mathbf{p}^{\text{rcv}}) = \frac{p_{i,j}^{\text{req}}}{M_j - n} + \sum_{k=1}^{n \geq 1} \left( \frac{-p_{k,j}^{\text{req}}}{(M_j - k)(M_j - k + 1)} \right). \quad (51)$$

It can be derived from (51) that the cost of node  $i$  is obtained by a linear function whose slope and y-intercept depend on the interval that  $p_{i,j}^{\text{req}}$  falls in. Eq. (51) shows that if  $p_{i,j}^{\text{req}}$  increases and falls inside an interval with a higher  $n$ , the slope of the function  $c_{j,i}$  in (51) increases accordingly. Besides, the y-intercept of  $c_{j,i}$  decreases. Hence,  $c_{j,i}$  forms a piece-wise linear function that increases in the interval  $[0, p_j^{\text{max}}]$ .

### REFERENCES

[1] M. Mousavi, S. Müller, H. Al-Shatri, B. Freisleben, and A. Klein, "Multi-hop data dissemination with selfish nodes: Optimal decision and fair cost allocation based on the shapley value," in *Proc. IEEE International Conference on Communications (ICC)*, May 2016.

[2] "Ericsson consumerlab report, TV and media," 2018, [Online]. Available: <https://www.ericsson.com/assets/local/mobility-report/documents/2018/ericsson-mobility-report-november-2018.pdf>.

[3] Y. Shoham and K. Leyton-Brown, *Multiagent Systems: Algorithmic, Game-Theoretic, and Logical Foundations*. New York, NY, USA: Cambridge University Press, 2008.

[4] H. Al-Shatri, K. Keller, F. Jacobfeuerborn, O. Hinz, and A. Klein, "Eliciting and considering underlay user preferences for data-forwarding in multihop wireless networks," *IEEE Access*, 2019, accepted.

[5] M. Mousavi, H. Al-Shatri, and A. Klein, "Cost sharing games for energy-efficient multi-hop broadcast in wireless networks," *submitted to IEEE Transactions on Wireless Communications*, 2018. [Online]. Available: <https://arxiv.org/abs/1805.11078>

[6] J. E. Wieselthier, G. D. Nguyen, and A. Ephremides, "Energy-efficient broadcast and multicast trees in wireless networks," *Mobile Networks and Applications*, vol. 7, no. 6, pp. 481–492, December 2002.

[7] I. Maric and R. Yates, "Cooperative multihop broadcast for wireless networks," *IEEE Journal on Selected Areas in Communications*, vol. 22, no. 6, pp. 1080–1088, Aug. 2004.

[8] A. Bader and M. Alouini, "Localized power control for multihop large-scale internet of things," *IEEE Internet of Things Journal*, vol. 3, no. 4, pp. 503–510, Aug 2016.

[9] A. Kuehne, H. Q. Le, M. Mousavi, M. Wichtlhuber, D. Hausheer, and A. Klein, "Power control in wireless broadcast networks using game theory," in *Proc. ITG Conference on Systems, Communications and Coding*, February 2015, pp. 1–5.

[10] X. Zeng, M. Yu, and D. Wang, "A new probabilistic multi-hop broadcast protocol for vehicular networks," *IEEE Transactions on Vehicular Technology*, vol. 67, no. 12, pp. 12 165–12 176, Dec 2018.

[11] L. Wang, H. Wu, Z. Han, P. Zhang, and H. V. Poor, "Multi-hop cooperative caching in social iot using matching theory," *IEEE Transactions on Wireless Communications*, vol. 17, no. 4, pp. 2127–2145, April 2018.

[12] Y. Cai, Y. Fan, and D. Wen, "An incentive-compatible routing protocol for two-hop delay-tolerant networks," *IEEE Transactions on Vehicular Technology*, vol. 65, no. 1, pp. 266–277, Jan 2016.

[13] D. Chatzopoulos, M. Ahmadi, S. Kosta, and P. Hui, "Flopcoin: A cryptocurrency for computation offloading," *IEEE Transactions on Mobile Computing*, vol. 17, no. 5, pp. 1062–1075, May 2018.

[14] G. Iosifidis, L. Gao, J. Huang, and L. Tassiulas, "Efficient and fair collaborative mobile internet access," *IEEE/ACM Transactions on Networking*, vol. 25, no. 3, pp. 1386–1400, June 2017.

[15] D. Chatzopoulos, S. Gujar, B. Faltings, and P. Hui, "Localcoin: An ad-hoc payment scheme for areas with high connectivity," November 2017, [Online]. Available: <https://arxiv.org/abs/1708.08086>.

[16] M. Mousavi, H. Al-Shatri, H. Q. Le, A. Kuehne, M. Wichtlhuber, D. Hausheer, and A. Klein, "Game-based multi-hop broadcast including power control and MRC in wireless networks," in *Proc. IEEE 26th International Symposium on Personal, Indoor and Mobile Radio Communications (PIMRC)*, Aug. 2015, pp. 1611–1616.

[17] L. S. Shapley, *A Value for n-person Games*, ser. In Contributions to the Theory of Games. Princeton University Press, 1953, vol. 28, pp. 307–317.

[18] D. Monderer and L. S. Shapley, "Potential games," *Games and Economic Behavior*, vol. 14, no. 1, pp. 124 – 143, 1996.

[19] S. Littlechild and G. Owen, "A simple expression for the shapley value in a special case," *Management Science*, vol. 20, no. 3, November 1973.

[20] C. Singh and E. Altman, "The wireless multicast coalition game and the non-cooperative association problem," in *Proc. IEEE Conference on Computer Communications (INFOCOM)*, April 2011, pp. 2705–2713.

[21] W. R. Heinzelman, A. Chandrakasan, and H. Balakrishnan, "Energy-efficient communication protocol for wireless microsensor networks," in *Proceedings of the 33rd Annual Hawaii International Conference on System Sciences*, vol. 2, January 2000, p. 10.

[22] Q. Wang, M. Hempstead, and W. Yang, "A realistic power consumption model for wireless sensor network devices," in *in proc. 3rd Annual IEEE Communications Society on Sensor and Ad Hoc Communications and Networks (SECON)*, vol. 1, September 2006, pp. 286–295.

[23] S. Cui, A. J. Goldsmith, and A. Bahai, "Energy-constrained modulation optimization," *IEEE Transactions on Wireless Communications*, vol. 4, no. 5, pp. 2349–2360, September 2005.