

Why matter effects matter for JUNO

Amir N. Khan^{a,c}, Hiroshi Nunokawa^b, Stephen J. Parke^c

^aMax-Planck-Institut für Kernphysik, Postfach 103980, D-69029 Heidelberg, Germany

^bDepartamento de Física, Pontifícia Universidade Católica do Rio de Janeiro, C. P. 38097, 22451900, Rio de Janeiro, Brazil

^cTheoretical Physics Department, Fermi National Accelerator Laboratory, Batavia, IL 60510, USA

Abstract

In this paper we focus on the Earth matter effects for the solar parameter determination by a medium baseline reactor experiment such as JUNO. We derive perturbative expansions for the mixing angles θ_{12} and θ_{13} as well as the Δm_{21}^2 and Δm_{31}^2 in terms of the matter potential relevant for JUNO. These expansions, up to second order in the matter potential, while simple, allow one to calculate the electron antineutrino survival probability to a precision much better than needed for the JUNO experiment. We use these perturbative expansions to semi-analytically explain and confirm the shift caused by the matter effects on the solar neutrino mixing parameters θ_{12} and Δm_{21}^2 which were previously obtained by a purely numerical χ^2 analysis. Since these shifts do not satisfy the naive expectations and are significant given the precision that can be achieved by the JUNO experiment, a totally independent cross check using a completely different method is of particular importance. We find that these matter effect shifts do not depend on any of the details of the detector characteristics apart from the baseline and earth mass density between reactor(s) and detector, but do depend on the normalized product of reactor neutrino spectrum times the inverse-beta decay cross-section. The results of this manuscript suggests an alternative analysis method for measuring $\sin^2 \theta_{12}$ and Δm_{21}^2 in JUNO which would be a useful cross check of the standard analysis and for the understanding of the Wolfenstein matter effect. The explanation of these shifts together with a quantitative understanding, using a semi-analytical method, is the principal purpose of this paper.

1. Introduction

Jiangmen Underground Neutrino Observatory (JUNO) [1] is a medium baseline reactor antineutrino experiment with ~ 50 km kilometer baseline that is currently under construction. The primary stated goal of this experiment is to determine the neutrino mass ordering, i.e. whether the neutrino mass eigenstate with least ν_e is the most massive, normal ordering or least massive, inverted ordering. One of the secondary goals of this experiment is to measure the solar neutrino mixing parameters ($\sin^2 \theta_{12}$ and Δm_{21}^2) and the atmospheric Δm^2 's with sub percent precision. In this paper we address the Wolfenstein matter effects on the measurement of the solar parameters by JUNO.

To be more precise, we consider the JUNO-like experiment, or the reactor experiment which has the same main features of JUNO in terms of its size, baseline and energy resolution with some simplifications and approximations regarding the experimental setup and/or analysis. For brevity, we refer such an experiment simply as

JUNO in this paper. There is a proposal of similar experiment, RENO-50 [2], but in practice, currently, JUNO is the only reactor experiment with medium baseline which is expected to start taking data soon, within the next few years. Therefore, we focus on the JUNO experiment in this paper.

We first derive a simple perturbative expansion for the mixing angles and Δm^2 's in matter. Using these matter mixing angles and matter Δm^2 's one can calculate the electron antineutrino survival probability with a precision that is beyond what is needed for the JUNO experiment. The fractional precision is better than 10^{-6} . The matter effects only significantly impact the measurements of the solar parameters $\sin^2 \theta_{12}$ and Δm_{21}^2 . Previous attempts to approximate the oscillation probability relevant for experiment like JUNO including matter effects [3–5] seem to be either very complicated or less accurate than the ones shown in this paper. The matter mixing angles and mass-squared differences derived here are simple expansions in the matter potential up to second order.

Due to small matter effect, the effective mixing angle and mass squared difference in matter are slightly shifted from the ones in vacuum, if they are obtained by ignoring *intentionally* the matter effect. Certainly, the matter effect should be included when JUNO analyzes its reactor

Email addresses: amir.khan@mpi-hd.mpg.de, akhan@fnal.gov (Amir N. Khan), nunokawa@puc-rio.br (Hiroshi Nunokawa), parke@fnal.gov (Stephen J. Parke)

neutrino data, but this can be performed in a number of different ways. Using the oscillation probabilities in matter is one important way, another is to use the vacuum oscillation probabilities and apply the shifts calculated in this manuscript. It will be an interesting and useful exercise for JUNO to perform the analyses in both ways and compare them given the understanding provided by this manuscript on the matter effect shifts. While it would not be possible to identify or establish the presence of the matter effect by JUNO alone, one can perform the above as a consistency check.

In [5], using a full blown numerical χ^2 analysis, it was shown that the fractional shift for the solar parameters due to the Earth matter effect (assuming the constant matter density 2.6 g/cm^3) are

$$\left(\frac{\delta(\sin^2 \theta_{12})}{\sin^2 \theta_{12}}, \frac{\delta(\Delta m_{21}^2)}{\Delta m_{21}^2} \right) \Big|_{\text{purely numerical } \chi^2} \simeq (-1.1, 0.19)\%. \quad (1)$$

On the other hand, by considering only the first order in matter effect, from eqs. (11) and (17) of [5], we naively expect that the shift at fixed neutrino energy, E , are

$$\left(\frac{\delta(\sin^2 \theta_{12})}{\sin^2 \theta_{12}}, \frac{\delta(\Delta m_{21}^2)}{\Delta m_{21}^2} \right) \Big|_{\text{naive expectation}} \simeq \begin{cases} (-1.1, 0.30)\% & \text{using } E = 3 \text{ MeV,} \\ (-0.74, 0.21)\% & \text{using } E = 2 \text{ MeV.} \end{cases} \quad (2)$$

Comparing these results it is clear that the naive expectation can explain either the shift for $\sin^2 \theta_{12}$ or Δm_{21}^2 but not both at the same time using a fixed neutrino energy. That is, in the $(\sin^2 \theta_{12}, \Delta m_{21}^2)$ plane, the results of ref. [5] do not lie on the line given by the naive expectation at any value of the neutrino energy. We have checked that including also higher order matter corrections does not help this situation. In this paper we explain in a semi-analytical way the above apparent discrepancy and confirm that our predictions are consistent with the results of purely numerical χ^2 analysis of [5]. For our explanation only the following details of the experimental setup are important, the reactor neutrino spectrum times the inverse-beta decay cross-section and the baseline and matter earth density between the reactor(s) and detector. All other details of the experimental setup are unimportant for the determination of the size of the matter effect shifts for $\sin^2 \theta_{12}$ and Δm_{21}^2 .

In section 2, we give the expansion for the mixing angles, $\sin^2 \theta$'s and Δm^2 's as expansions in the matter potential which are used to calculate the electron anti-neutrino survival probability with sufficient precision for the JUNO experiment. In section 3, we discuss the event rates both in vacuum and in matter taking into account the smearing for the reconstructed neutrino energy due to finite energy resolution. In section 4 we give the naive estimate

of the shift in $\sin^2 \theta_{12}$ and Δm_{21}^2 as well as details of our semi-analytic estimate of the shift using the reactor spectral information as well as the energy dependence of the inverse beta decay cross section. Section 5 provides the summary and conclusions.

2. Electron Neutrino Survival Probability including Matter Effects

The electron neutrino oscillation survival probability in vacuum can be easily derived as

$$P_{ee} = 1 - \cos^4 \theta_{13} \sin^2 2\theta_{12} \sin^2 \Delta_{21} - \sin^2 2\theta_{13} (\cos^2 \theta_{12} \sin^2 \Delta_{31} + \sin^2 \theta_{12} \sin^2 \Delta_{32}), \quad (3)$$

where $\Delta_{ij} \equiv \Delta m_{ij}^2 L / 4E$ with $\Delta m_{ij} \equiv m_i^2 - m_j^2$, and m_i ($i = 1, 2, 3$) being neutrino masses, and we will use the relation that $\Delta m_{32}^2 \equiv \Delta m_{31}^2 - \Delta m_{21}^2$.

For constant matter density, we simply need to replace all the mixing angles and mass-squared differences by the corresponding matter parameters ($\tilde{\Delta m}_{ij}^2$) and mixing angles ($\tilde{\theta}_{ij}$), as

$$\tilde{P}_{ee} = 1 - \cos^4 \tilde{\theta}_{13} \sin^2 2\tilde{\theta}_{12} \sin^2 \tilde{\Delta}_{21} - \sin^2 2\tilde{\theta}_{13} [\cos^2 \tilde{\theta}_{12} \sin^2 \tilde{\Delta}_{31} + \sin^2 \tilde{\theta}_{12} \sin^2 \tilde{\Delta}_{32}], \quad (4)$$

where $\tilde{\Delta}_{ij} \equiv \tilde{\Delta m}_{ij}^2 L / 4E$. The mass-squared differences ($\tilde{\Delta m}_{ij}^2$) and mixing angles ($\tilde{\theta}_{ij}$) in matter can be calculated using the exact complicated expressions found in [6].

Here we will use the approximate expressions derived by Denton, Minakata and Parke (DMP) [7] which depend on two quantities, first the Wolfenstein matter potential times neutrino energy,

$$a \equiv \pm 2\sqrt{2}G_F N_e E, \quad (5)$$

where the $+$ ($-$) sign refers to the case where neutrino (antineutrino) channel is considered, G_F is the Fermi constant, N_e is the electron number density, and second,

$$\Delta m_{ee}^2 \equiv \cos^2 \theta_{12} \Delta m_{31}^2 + \sin^2 \theta_{12} \Delta m_{32}^2. \quad (6)$$

Since we are interested in reactor neutrinos to be observed by JUNO, in this work we will mainly consider antineutrino channel (considering the negative sign in eq. (5)) unless otherwise stated.

First for $\tilde{\theta}_{13}$, we have [7]

$$\cos 2\tilde{\theta}_{13} \simeq \frac{\Delta m_{ee}^2 \cos 2\theta_{13} - a}{\tilde{\Delta m}_{ee}^2}, \quad (7)$$

where

$$\tilde{\Delta m}_{ee}^2 \equiv \Delta m_{ee}^2 \sqrt{(\cos 2\theta_{13} - a / \Delta m_{ee}^2)^2 + \sin^2 2\theta_{13}}. \quad (8)$$

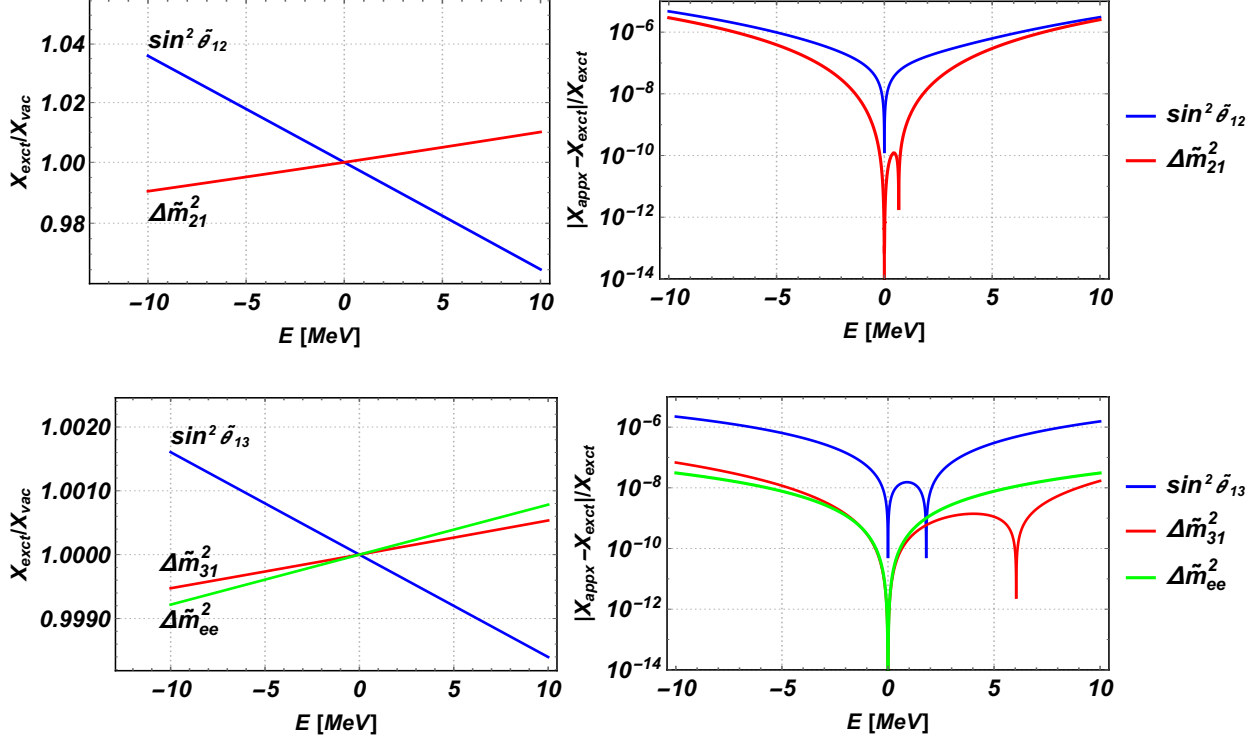


Figure 1: In the left panels we show the ratios of all the mixing parameters which are relevant for medium baseline reactor neutrino experiment, in matter and vacuum, or “exact matter/vacuum”, computed using the exact formulas in matter [6] as a function of neutrino energy. In the right panels we show the fractional error between exact and approximated values of mixing parameters in matter, or “| approximated matter - exact matter | / exact matter”, as a function of neutrino energy where eqs. (15)-(20) based on DMP results were used for the approximated ones. We note that the positive (negative) energy corresponds to the antineutrino (neutrino) channel since as long as the matter effect is concerned, changing the sign of energy is equivalent to changing the sign of the potential in eq. (5). The difference between exact and either of the approximations would be invisible on the left panels.

parameters→	$\sin^2 \theta_{12}$	$\sin^2 \theta_{13}$	$\Delta m_{21}^2 [eV^2]$	$\Delta m_{31}^2 [eV^2]$	Baseline	earth matter density
Values→	3.04×10^{-1}	2.14×10^{-2}	7.34×10^{-5}	2.455×10^{-3}	52.5 km	$\rho = 2.6 \text{ g/cm}^3$
error (1σ %)	4.4	3.8	2.2	1.4	—	—

Table 1: True (input) parameter values assumed in throughout this work unless otherwise stated. We use 0.5 for the number of electrons per nucleon in the earth. The oscillation parameters values and their errors were taken from ref. [8].

Then $\tilde{\theta}_{12}$ and $\Delta\tilde{m}_{21}^2$

$$\cos 2\tilde{\theta}_{12} \simeq \frac{\Delta m_{21}^2 \cos 2\theta_{12} - a'}{\Delta\tilde{m}_{21}^2}, \quad (9)$$

where

$$\Delta\tilde{m}_{21}^2 \simeq \Delta m_{21}^2 \times \sqrt{(\cos 2\theta_{12} - a'/\Delta m_{21}^2)^2 + \cos^2(\tilde{\theta}_{13} - \theta_{13}) \sin^2 2\theta_{12}}, \quad (10)$$

and the effective matter potential for 1-2 sector, a' , is given by

$$a' \equiv (a + \Delta m_{ee}^2 - \Delta\tilde{m}_{ee}^2)/2, \quad (11)$$

as well as

$$\cos^2(\tilde{\theta}_{13} - \theta_{13}) \equiv (\Delta\tilde{m}_{ee}^2 + \Delta m_{ee}^2 - a \cos 2\theta_{13}) / (2\Delta\tilde{m}_{ee}^2), \quad (12)$$

and finally $\Delta\tilde{m}_{31}^2$ and $\Delta\tilde{m}_{32}^2$:

$$\Delta\tilde{m}_{31}^2 = \Delta\tilde{m}_{ee}^2 + \sin^2 \tilde{\theta}_{12} \Delta\tilde{m}_{21}^2, \quad (13)$$

$$\Delta\tilde{m}_{32}^2 = \Delta\tilde{m}_{31}^2 - \Delta\tilde{m}_{21}^2. \quad (14)$$

Performing a Taylor series expansion in the parameters $a/\Delta m_{ee}^2$ and $a/\Delta m_{21}^2$ on eqs. (7)-(10) one can calculate all the oscillation parameters up to the required accuracy level. In the following, we write down the mass-squared differences and the mixing angles in the parameters up to the order accurate enough for JUNO:

$$\sin^2 \tilde{\theta}_{12} \simeq s_{12}^2 \times \left[1 + 2c_{12}^2 \left(\frac{c_{13}^2 a}{\Delta m_{21}^2} \right) + 3c_{12}^2 \cos 2\theta_{12} \left(\frac{c_{13}^2 a}{\Delta m_{21}^2} \right)^2 \right], \quad (15)$$

$$\Delta\tilde{m}_{21}^2 \simeq \Delta m_{21}^2 \times \left[1 - \cos 2\theta_{12} \left(\frac{c_{13}^2 a}{\Delta m_{21}^2} \right) + 2s_{12}^2 c_{12}^2 \left(\frac{c_{13}^2 a}{\Delta m_{21}^2} \right)^2 \right], \quad (16)$$

$$\sin^2 \tilde{\theta}_{13} \simeq s_{13}^2 \left[1 + 2c_{13}^2 \left(\frac{a}{\Delta m_{ee}^2} \right) \right], \quad (17)$$

$$\Delta\tilde{m}_{ee}^2 \simeq \Delta m_{ee}^2 \left[1 - \cos 2\theta_{13} \left(\frac{a}{\Delta m_{ee}^2} \right) \right], \quad (18)$$

$$\Delta\tilde{m}_{31}^2 \simeq \Delta m_{31}^2 \quad (19)$$

$$\times \left[1 - \left(\frac{a}{\Delta m_{31}^2} \right) \left((c_{12}^2 c_{13}^2 - s_{13}^2) - s_{12}^2 c_{12}^2 c_{13}^2 \left(\frac{c_{13}^2 a}{\Delta m_{21}^2} \right) \right) \right],$$

$$\Delta\tilde{m}_{32}^2 \simeq \Delta m_{32}^2 \quad (20)$$

$$\times \left[1 - \left(\frac{a}{\Delta m_{32}^2} \right) \left((s_{12}^2 c_{13}^2 - s_{13}^2) + s_{12}^2 c_{12}^2 c_{13}^2 \left(\frac{c_{13}^2 a}{\Delta m_{21}^2} \right) \right) \right].$$

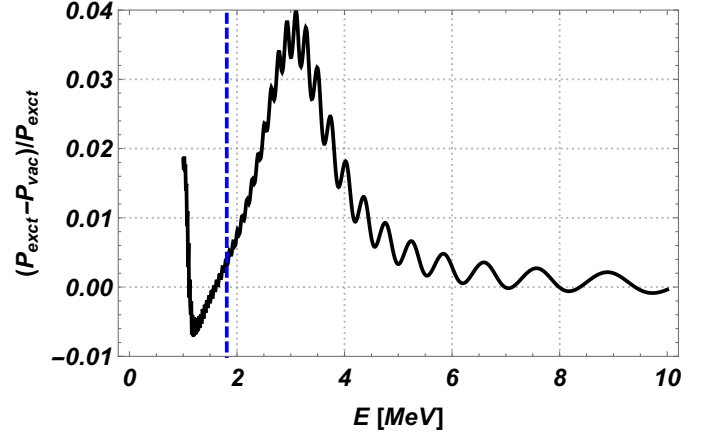


Figure 2: The fractional difference of the exact oscillation probability in matter and the vacuum oscillation probability versus the antineutrino energy. The maximum matter effects is $\sim 4\%$ around 3 MeV.

Note that the solar parameters, $\sin^2 \tilde{\theta}_{12}$ and $\Delta\tilde{m}_{21}^2$, are given to second order in $a/\Delta m_{21}^2$ whereas the atmospheric parameters $\sin^2 \tilde{\theta}_{13}$ and $\Delta\tilde{m}_{ee}^2$ are given to only first order in $a/\Delta m_{ee}^2$. However, the solar parameters use Δm_{21}^2 , whereas the atmospheric parameters use Δm_{ee}^2 . Numerically,

$$\frac{c_{13}^2 a}{\Delta m_{21}^2} \simeq 2.55 \times 10^{-2} \frac{(E/10 \text{ MeV})(\rho/2.6 \text{ g cm}^{-3})}{(\Delta m_{21}^2/7.34 \times 10^{-5} \text{ eV}^2)}, \quad (21)$$

$$\frac{a}{\Delta m_{ee}^2} \simeq 7.97 \times 10^{-4} \frac{(E/10 \text{ MeV})(\rho/2.6 \text{ g cm}^{-3})}{(\Delta m_{ee}^2/2.4 \times 10^{-3} \text{ eV}^2)}, \quad (22)$$

for $\sin^2 \theta_{13}$ given in Table 1, so that at $E \sim 11 \text{ MeV}$

$$\left(\frac{c_{13}^2 a}{\Delta m_{21}^2} \right)^2 \approx \frac{a}{\Delta m_{ee}^2}, \quad (23)$$

which is just beyond the highest energy of reactor neutrinos.

In Fig. 1 we show the matter effects on each parameter relevant for JUNO using the mixing parameters shown in Table 1. In left panels we show the ratio of the mixing parameters in matter and the corresponding ones in vacuum as a function of neutrino energy whereas in the right panels we show the fractional precision given by our approximation in eqs. (15)-(20). We note that positive (negative) energy corresponds to the case of antineutrino (neutrino) channel since as long as the matter effect is concerned, changing the sign of neutrino energy is equivalent to changing that of the matter potential, see eq. (5).

Clearly the matter effect on solar parameters is more than an order of magnitude larger than for the atmospheric parameters. The fractional precision figures, right panels of Fig. 1, show that the fractional difference between our approximated expressions of eqs. (15)-(20) and the exact values are less than a few 10^{-6} for E below 10 MeV.

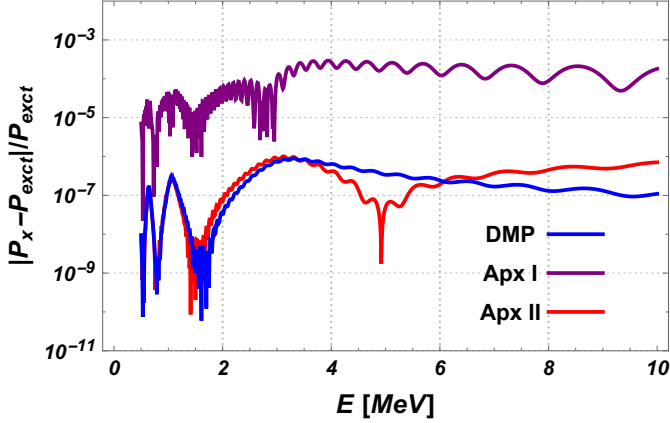


Figure 3: Absolute fractional difference between the exact and approximated probabilities in matter versus the antineutrino energy. The red (blue) is the difference between our approximation obtained by eq. (4) with eqs. (15)-(20) (results obtained by DMP formulas [7]) and the exact result. We also show by the solid purple curve the same quantity but computed using only the first order in matter effect.

In Fig. 2 we show the fractional difference between survival probability in matter and that in vacuum versus the antineutrino energy. The figure clearly shows that the most important region is between 2 to 5 MeV and the peak occurs around 3 MeV. This regime is also the most important for the precision measurement of the solar oscillation parameters.

The accuracy of our approximate probability using eq. (4) with effective mixing parameters in eqs. (15)-(20) for the energy range relevant for the reactor spectrum and JUNO baseline is shown in Fig. 3. We took the absolute difference of our approximate probability with the exact probabilities using the exact oscillation probabilities of ref. [6]. For comparison, we also show the difference between the full DMP probability [7] against the exact probability in blue color. Again from Fig. 3, using the second order expansions for the neutrino parameters in matter, our approximate matter oscillation probability has a fractional precision of better than 10^{-6} for $E < 10$ MeV.

In addition, we show by the solid purple curve the same quantity but computed using only the first order in matter effect. We note that roughly speaking, if we consider only the statistical error, JUNO is expected to measure $\bar{\nu}_e$ survival probabilities with an error of $\sim O(0.1)\%$ which is just a factor of few times larger than the errors of the probability with the first order in matter effect around 4 MeV.

3. Event Rates

For the purpose of this paper, we consider the JUNO detector with the exposure corresponding to $(36 \times 20 \times 5)$ GW·kton·years of reactor power times target mass for five years of running time. We compute the differential event rate in terms of the reconstructed neutrino energy,

E_{rec} , as

$$\frac{dN}{dE_{\text{rec}}} = \frac{N_p T}{4\pi L^2} \int_{m_n - m_p + m_e} dE \frac{d\phi}{dE} \times \tilde{P}_{ee}(L, E) \sigma_{\text{IBD}}(E) G(E - E_{\text{rec}}, \delta E), \quad (24)$$

where N_p is the total number of target protons in the liquid scintillation detector of JUNO, L is the baseline, T is the total run time, $d\phi/dE$ is the reactor flux we take from ref. [9], $\tilde{P}_{ee}(L, E)$ is the oscillation probability, σ_{IBD} is the total cross-section of inverse beta decay at the detector taken from ref. [10]. For simplicity and as a good approximation we ignore the small variation (of the order of $\sim 0.5\%$) of the distances from the JUNO detector to the 10 reactor cores and set $L = 52.5$ km. Despite that we are studying the tiny effect of matter potential, since we are interested to estimate only the matter induced shift of the solar parameters (not the accuracy of the measurement), we believe that taking into account the variation of baselines have essentially no impact on our results. This is expected to be true because we treat both the input and fit exactly in the same way (by applying the same approximations to both input and fit).

In eq. (24) $G(E - E_{\text{rec}}, \delta E)$ is the normalized Gaussian smearing function which takes into account the photon energy smearing of the detector. We define this function to be,

$$G(E - E_{\text{rec}}, \delta E) = \frac{1}{\sqrt{2\pi} \delta E} \exp \left[-\frac{(E - E_{\text{rec}})^2}{2(\delta E)^2} \right], \quad (25)$$

where δE is the energy detector resolution, defined as [1]

$$\frac{\delta E}{E - 0.8 \text{ MeV}} = 3\% / \sqrt{\frac{E - 0.8 \text{ MeV}}{\text{MeV}}}, \quad (26)$$

following the analysis done in [11]. Here, we have used that $m_n - m_p - m_e = 0.8$ MeV, so that the visible energy deposited in the detector is related to the reconstructed neutrino energy as $E_{\text{vis}} \sim E_{\text{rec}} - 0.8$ MeV which at threshold is ~ 1 MeV. We do not consider neither the proton recoil in the IBD reaction nor the so called “non-stochastic” terms in eq. (26) (see eq. (2.11) and related description in [1]) due to the same reason mentioned before. As long as we are interested only in the shift due to matter potential, we believe that these details are not important. For our purpose, we are satisfied by the fact that by our simplified χ^2 analysis we could reproduce rather well the results shown in Fig. 4 of [5].

In the upper panel of Fig. 4 we show the event number distribution. On the lower panel, we show the fractional difference of the event rates between matter and vacuum.

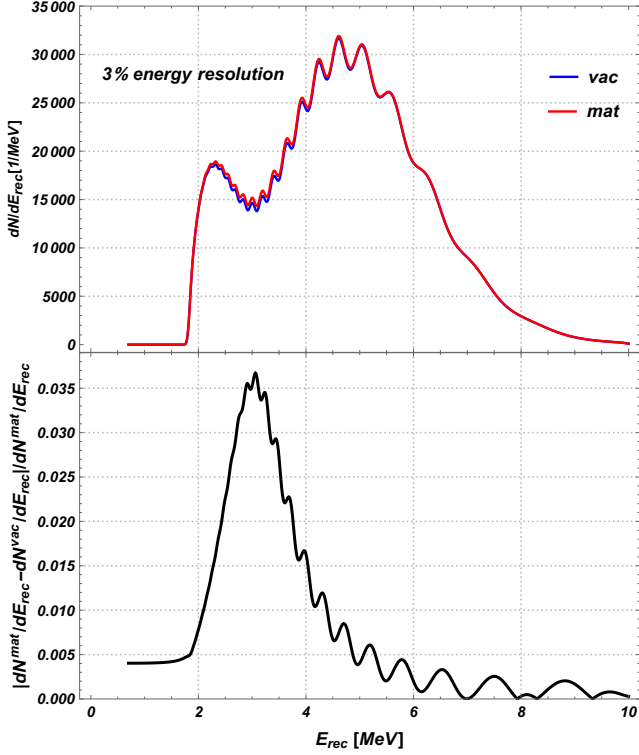


Figure 4: Top panel: Spectrum of events at JUNO in terms of the reconstructed neutrino energy, E_{rec} , with the corresponding exposure of 180 GW-years (reactor thermal power times running years) which give $\sim 1.1 \times 10^5$ events. The red line uses the oscillation probability in matter, eq. (4) while the blue line uses the vacuum oscillation probability. Bottom panel: The fractional difference of the event rates between matter and vacuum. Note, the maximum appears around 3 MeV, as expected from Fig. 2.

4. Shift of solar parameters, $\sin^2 \theta_{12}$ and Δm_{21}^2 , due to the matter effect at JUNO

In this section we give a precise, quantitative estimate of the size of the shift due to matter effects for θ_{12} and Δm_{21}^2 for JUNO using the perturbative expressions given in Sec. 2. Namely, we will see how much the results differ between the two cases when matter effect is taken into account or ignored, by considering more analytic details than the discussions given in [5] regarding the shift. Considering JUNO's expected sensitivity, the matter effect should definitely be taken into account and the analysis should be performed in multiple ways as a consistency check.

We first try to estimate the shift due to the matter effect by using analytic probability formulas considering only the first order in matter effect to compute the impact of matter effect for a given neutrino energy. We will show that by choosing appropriately the neutrino energy (~ 3 MeV) we can predict, without performing a fit to the data, rather accurately the size of the shift due to the matter effect for the mixing angle $\sin^2 \theta_{12}$ but we tend to overestimate somewhat the shift for Δm_{21}^2 . Alternatively, if we choose ~ 2 MeV which is at the very low end of the observed neutrino spectrum, we can predict the shift in

Δm_{21}^2 but underestimate the shift in $\sin^2 \theta_{12}$. As mentioned in the introduction, including also higher order matter corrections does not help this situation.

Later in this section, we will resolve this apparent discrepancy in a relatively simple manner, by accurately computing or predicting the shift due to the matter effect for $\sin^2 \theta_{12}$ and Δm_{21}^2 , without performing a full χ^2 analysis. Thus, confirming the full χ^2 analysis in an independent way as long as the shift is concerned.

4.1. Naive estimation of the shift due to matter effect

First let us try to estimate analytically the expected shift due to matter effect in the determination of the solar parameters $\sin^2 \theta_{12}$ and Δm_{21}^2 by JUNO. For the sake of illustration and simplicity, we consider only the first order term in the matter effect in eqs. (15) and (16), and adopt the approximation that the rapid oscillation driven by the atmospheric mass squared difference is simply averaged out, since as long as the estimation of the shift due to matter effect for solar parameters is concerned, this rapid oscillation is unimportant.

Under this approximation, from eq. (4) we can obtain the survival probability with matter effect which is essentially reduced to that for 2 flavor system with some small corrections due to non-zero θ_{13} , which can be expressed as

$$\tilde{P}_{ee}(E) \simeq 1 - c_{13}^4 \sin^2 2\tilde{\theta}_{12} \sin^2 \left(\frac{\Delta \tilde{m}_{21}^2 L}{4E} \right) - \frac{1}{2} \sin^2 2\theta_{13}, \quad (27)$$

where $\tilde{\theta}_{12}$ and $\Delta \tilde{m}_{21}^2$ are given, respectively, through the following expressions,

$$\sin^2 \tilde{\theta}_{12} \simeq \sin^2 \theta_{12} \left[1 - 2\alpha(\rho) E \frac{\cos^2 \theta_{12}}{\cos 2\theta_{12}} \right], \quad (28)$$

or equivalently,

$$\sin^2 2\tilde{\theta}_{12} \simeq \sin^2 2\theta_{12} [1 - 2\alpha(\rho) E], \quad (29)$$

and

$$\Delta \tilde{m}_{21}^2 \simeq \Delta m_{21}^2 [1 + \alpha(\rho) E], \quad (30)$$

with

$$\begin{aligned} \alpha(\rho) &\equiv \frac{2\sqrt{2}G_F N_e c_{13}^2 \cos 2\theta_{12}}{\Delta m_{21}^2} \approx \\ &(1.059 \times 10^{-3}) \times c_{13}^2 \left(\frac{\cos 2\theta_{12}}{0.392} \right) \\ &\left(\frac{\Delta m_{21}^2}{7.34 \times 10^{-5} \text{ eV}^2} \right)^{-1} \left(\frac{\rho}{2.6 \text{ g cm}^{-3}} \right) \text{ MeV}^{-1}, \quad (31) \end{aligned}$$

which are obtained by taking into account only the first order in matter effect in eqs. (15) and (16). We note that shift indicated in eqs. (29) and (30) agree, respectively, with the ones shown in eqs. (11) and (17) of [5] apart from the correction factor c_{13}^2 in $\alpha(\rho)$ due to non-zero θ_{13} .

From eqs. (28) and (30) we can try to estimate the expected shift due to the matter effect for JUNO by choosing some representative value of reactor neutrino energy. It seems reasonable to consider the neutrino energy corresponding to the first oscillation minimum driven by Δm_{21}^2 for the JUNO baseline ($L = 52.5$ km) as follows,

$$E^{\text{osc. min}} \approx 3.12 \left(\frac{\Delta m_{21}^2}{7.34 \times 10^{-5} \text{ eV}^2} \right) \text{ MeV.} \quad (32)$$

By using this energy and $\rho = 2.6 \text{ g/cm}^3$, we expect that if we perform a fit to the data (which inevitably include matter effect) by ignoring the matter effect, the best fitted values of $\sin^2 \theta_{12}$ and Δm_{21}^2 would be shifted as

$$\begin{aligned} & \left(\frac{\delta(\sin^2 \theta_{12})}{\sin^2 \theta_{12}}, \frac{\delta(\Delta m_{21}^2)}{\Delta m_{21}^2} \right) \Big|_{\text{naive expectation}} \\ & \simeq \left(-2\alpha(\rho) E_{\text{osc. min}} \left(\frac{\cos^2 \theta_{12}}{\cos 2\theta_{12}} \right), \alpha(\rho) E_{\text{osc. min}} \right), \\ & \simeq (-1.2, 0.33)\%, \end{aligned} \quad (33)$$

where

$$\frac{\delta(\sin^2 \theta_{12})}{\sin^2 \theta_{12}} \equiv \frac{\sin^2 \theta_{12}^{\text{fit}} - \sin^2 \theta_{12}}{\sin^2 \theta_{12}}, \quad (34)$$

$$\frac{\delta(\Delta m_{21}^2)}{\Delta m_{21}^2} \equiv \frac{\Delta m_{21}^2{}^{\text{fit}} - \Delta m_{21}^2}{\Delta m_{21}^2}. \quad (35)$$

In this work $\sin^2 \theta_{12}^{\text{fit}}$ and $\Delta m_{21}^2{}^{\text{fit}}$ imply the mixing parameters to be obtained by fitting the data in a χ^2 analysis, which can be performed with or without taking into matter effect. Since one can not switch off the matter effect in a real data, we assume that the input data to be fitted always include the matter effect whereas it can be either included or neglected in the fit. This implies that if we fit the data by using vacuum formula, we tend to underestimate (overestimate) the value of $\sin^2 \theta_{12}$ (Δm_{21}^2) by these percentages using $E^{\text{osc. min}}$.

Now let us compare this estimation with the results which can be obtained by fitting the data. As mentioned in the introduction, the naive expectation of the shift given in eq. (33) does not agree with the results of the full χ^2 analysis done in [5] (see Fig. 5 of this reference) which implies that the shift is

$$\begin{aligned} & \left(\frac{\delta(\sin^2 \theta_{12})}{\sin^2 \theta_{12}}, \frac{\delta(\Delta m_{21}^2)}{\Delta m_{21}^2} \right) \Big|_{\text{purely numerical } \chi^2} \\ & \simeq (-1.1, 0.19)\%. \end{aligned} \quad (36)$$

which we confirmed also by our χ^2 fit performed in a similar way as done in [11], giving very similar results for the fractional differences of $(\sin^2 \theta_{12}, \Delta m_{21}^2) \sim (-1.2, 0.20)\%$.

By comparing the values given in eqs. (33) and (36), we observe that while the shift for the mixing angle agrees

quite well between the one expected by naive prediction and with that obtained by χ^2 analysis, we see that the shift for Δm_{21}^2 does not agree very well (0.33% vs 0.19%). As long as Δm_{21}^2 is concerned we would need to use $E \sim 1.9$ MeV to get the correct shift but this looks odd as this value is too close to the energy threshold for the inverse beta decay, and moreover, with such a energy, the agreement for the shift for the mixing angle gets worse, as mentioned in the introduction, eq. (2). We have checked that taking into account higher order correction of matter effect would not help to make the agreement better.

In the next subsection, we try to compute more accurately the shift of solar mixing parameters due to matter effect without performing a fit to the data through a detailed numerical χ^2 analysis.

4.2. Semi-analytic computation of the expected shift due to matter effect

Based on the previous works such as [5] we can safely assume that in the presence of the (small) matter effect, if we try to fit the data by ignoring the matter effect, the quality of the fit would not be aggravated (compared to the case where the matter effect is correctly taken into account) but the best fit values of the mixing parameters are simply shifted from the true (correct) values by some small constants¹.

We try to parameterize such constants by dimensionless parameters x and y as follows,

$$\begin{aligned} \sin^2 2\theta_{12}^{\text{fit}} &= \sin^2 2\theta_{12}(1 + x) \\ \Delta m_{21}^2{}^{\text{fit}} &= \Delta m_{21}^2(1 + y), \end{aligned} \quad (37)$$

where x (y) is expected to take some negative (positive) value which implies that mixing angle (mass squared difference) tends to be underestimated (overestimated), in agreement with what has been obtained previously [5]. Here we consider the shift in terms of $\sin^2 2\theta_{12}$, to make the computation simpler and then convert the shift to $\sin^2 \theta_{12}$ for comparison.

Note that x and y are parameters which do not depend explicitly on neutrino energy, so that the relations in eq. (37) are not equivalent to that given in eqs. (29) and (30). If the energy spectrum were monochromatic (i.e. $E = E_0$), we have, $x = -2\alpha(\rho)E_0$ and $y = \alpha(\rho)E_0$, so one naively expects that $x \approx -2y$. For the case of a non-monochromatic spectrum, this is turned out to be not true due to the non-trivial energy dependence in the event number distribution as we will see in the analytic derivation below.

First let us ignore the effect of energy smearing due to finite energy resolution or assume that energy resolution is perfect. This is justified as JUNO's expected energy resolution, 3%, is good enough or more than necessary for

¹This implies that JUNO alone can not identify or detect the Earth matter effect in neutrino oscillation experimentally unless we know *a priori* the true values of solar mixing parameters.

solar parameter determination so that assuming it is perfect would be reasonable for our purpose ².

Then we can write down the expected event number distribution $N(E)$ at the detector as function of the neutrino energy E simply as follows

$$N(E) = N_0(E) \tilde{P}_{ee}(E),$$

where $N_0(E)$ is the event number distribution in the absence of oscillation and $\tilde{P}_{ee}(E)$ is $\bar{\nu}_e$ survival probability in matter computed by eq. (27) with effective mixing parameters with the first order in matter effect given in eqs. (30) and (29).

Let us expand $\tilde{P}_{ee}(E)$ considering only the first order in matter effect as follows,

$$\tilde{P}_{ee}(E) \approx P_{ee}^{\text{vac}}(E) + \delta P_{ee} \left(\frac{\delta(\sin^2 2\theta_{12})}{\sin^2 2\theta_{12}}, \frac{\delta(\Delta m_{21}^2)}{\Delta m_{21}^2} \right), \quad (38)$$

where $P_{ee}^{\text{vac}}(E)$ is the vacuum oscillation probability which has the same form as given in eq. (27) but without matter effect, or explicitly,

$$P_{ee}^{\text{vac}}(E) \simeq 1 - c_{13}^4 \sin^2 2\theta_{12} \sin^2 \left(\frac{\Delta m_{21}^2 L}{4E} \right) - \frac{1}{2} \sin^2 2\theta_{13}, \quad (39)$$

and the second term is the correction due to matter effect,

$$\begin{aligned} & \delta P_{ee} \left(\frac{\delta(\sin^2 2\theta_{12})}{\sin^2 2\theta_{12}}, \frac{\delta(\Delta m_{21}^2)}{\Delta m_{21}^2} \right) \\ & \equiv \frac{\partial \tilde{P}_{ee}}{\partial(\sin^2 2\theta_{12})} \delta(\sin^2 2\theta_{12}) + \frac{\partial \tilde{P}_{ee}}{\partial(\Delta m_{21}^2)} \delta(\Delta m_{21}^2), \\ & = -c_{13}^4 \sin^2 2\theta_{12} \sin \Delta_{21} \\ & \times \left[\sin \Delta_{21} \frac{\delta(\sin^2 2\theta_{12})}{\sin^2 2\theta_{12}} + 2\Delta_{12} \cos \Delta_{12} \frac{\delta(\Delta m_{21}^2)}{\Delta m_{21}^2} \right], \quad (40) \end{aligned}$$

where $\delta(\sin^2 2\theta_{12})/\sin^2 2\theta_{12} = -2\alpha(\rho)E$ and $\delta(\Delta m_{21}^2)/\Delta m_{21}^2 = \alpha(\rho)E$, consistent with what is given in eqs. (29) and (30).

Then the expected observed event number distribution in the presence of matter effects for small value of $\alpha(\rho)E$, where $\alpha(\rho)$ is given in eq. (31), can be written as,

$$N^{\text{obs}}(E) \approx N_0^{\text{tot}} \lambda(E) [P_{ee}^{\text{vac}}(E) + \delta P_{ee}(-2\alpha(\rho)E, \alpha(\rho)E)], \quad (41)$$

where N_0^{tot} is the expected total number of event in the absence of oscillation,

$$N_0^{\text{tot}} = \int S(E) \cdot \sigma_{IBD}(E) dE, \quad (42)$$

and $\lambda(E)$ is the normalized event number distribution in the absence of oscillation, defined as

$$\lambda(E) \equiv S(E) \cdot \sigma_{IBD}(E) / N_0^{\text{tot}}, \quad (43)$$

where $S(E)$ is the reactor neutrino spectrum taken from [9] and $\sigma_{IBD}(E)$ is the inverse-beta decay cross-section taken from [10].

Now let us assume that this event number distribution can be fitted (mimicked) by using the vacuum oscillation probability but with slightly shifted mixing parameters given in eq. (37), i.e. $\sin^2 2\theta_{12}(1+x)$ and $\Delta m_{21}^2(1+y)$, which do not depend explicitly on neutrino energy, as if the matter effect were absent as,

$$N^{\text{fit}}(E) \approx N_0^{\text{tot}} \lambda(E) [P_{ee}^{\text{vac}}(E) + \delta P_{ee}(x, y)], \quad (44)$$

where $\delta P_{ee}(x, y)$ has exactly the same functional form as given in eq. (40) but just replacing $\delta(\sin^2 2\theta_{12})/\sin^2 2\theta_{12}$ and $\delta(\Delta m_{21}^2)/\Delta m_{21}^2$ by x and y , respectively. Since x and y do not depend explicitly on neutrino energy, we stress that $N^{\text{fit}}(E)$ can not be exactly equal to $N^{\text{obs}}(E)$.

The dimensionless shift parameters x and y can be obtained by minimizing the following χ^2 function,

$$\begin{aligned} \chi^2(x, y) &= \int \left(\frac{N^{\text{obs}}(E) - N^{\text{fit}}(E)}{\sqrt{N^{\text{obs}}(E)}} \right)^2 dE, \\ &= N_0^{\text{tot}} \int \frac{[\delta P_{ee}(-2\alpha(\rho)E, \alpha(\rho)E) - \delta P_{ee}(x, y)]^2}{\tilde{P}_{ee}(E)} \lambda(E) dE, \quad (45) \end{aligned}$$

with respect to x and y . The sum over the discrete energy bins has been replaced by the integral $\int dE$ due to large statistics, as done in [3], and all the systematic parameters were ignored as they are not expected to be relevant as long as the computation of the shift is concerned.

After plugging $N^{\text{obs}}(E)$ and $N^{\text{fit}}(E)$ from eqs. (41) and (44) in eq. (45), and ignoring δP_{ee} term in the denominator of the integrand of eq. (45), one can obtain

$$\chi^2(x, y) \propto \int \lambda(E) h(E) \times \quad (46)$$

$$[(x + 2\alpha(\rho)E) \sin \Delta_{21} + 2(y - \alpha(\rho)E) \Delta_{21} \cos \Delta_{21}]^2 dE$$

where the function $h(E)$ is given by

$$h(E) \equiv (\sin^2 \Delta_{21}) / P_{ee}^{\text{vac}}(E). \quad (47)$$

The minimization condition is

$$\frac{\partial \chi^2(x, y)}{\partial x} = \frac{\partial \chi^2(x, y)}{\partial y} = 0 \quad (48)$$

which leads to coupled linear equations for the two unknowns, x and y ,

$$\begin{bmatrix} a & b \\ c & d \end{bmatrix} \begin{bmatrix} x \\ y \end{bmatrix} = \begin{bmatrix} f \\ g \end{bmatrix}, \quad (49)$$

²Let us stress that here we are interested in estimating only the size of the shift not the associated uncertainties of the fitted values of the mixing parameters.

and a, b, c, d, f and g are easily derived as

$$a \equiv \int (\sin^2 \Delta_{21}) h(E) \lambda(E) dE \approx 2.95, \quad (50)$$

$$b \equiv \int (\Delta_{21} \sin 2\Delta_{21}) h(E) \lambda(E) dE \approx 0.823, \quad (51)$$

$$c \equiv b/2 \approx 0.411, \quad (52)$$

$$d \equiv 2 \int (\Delta_{21}^2 \cos^2 \Delta_{21}) h(E) \lambda(E) dE \approx 1.17, \quad (53)$$

and

$$\begin{aligned} f(\rho) &\equiv -\alpha(\rho) \int (2 \sin^2 \Delta_{21} - \Delta_{21} \sin 2\Delta_{21}) \\ &\quad \times h(E) \lambda(E) E dE \\ &\approx -1.75 \times 10^{-2} \left(\frac{\rho}{2.6 \text{ g/cm}^3} \right) \cos^2 \theta_{13}, \end{aligned} \quad (54)$$

$$\begin{aligned} g(\rho) &\equiv -\alpha(\rho) \int (\Delta_{21} \sin 2\Delta_{21} - 2\Delta_{21}^2 \cos^2 \Delta_{21}) \\ &\quad \times h(E) \lambda(E) E dE \\ &\approx -3.38 \times 10^{-4} \left(\frac{\rho}{2.6 \text{ g/cm}^3} \right) \cos^2 \theta_{13}, \end{aligned} \quad (55)$$

all in units of MeV. The numerical values are computed using the parameters from Table 1.

Eq. 49 can easily be solved and the fractional shift parameters x and y are given as follows,

$$\begin{bmatrix} x \\ y \end{bmatrix} = \begin{bmatrix} a & b \\ c & d \end{bmatrix}^{-1} \begin{bmatrix} f \\ g \end{bmatrix} = \frac{1}{(a.d - b.c)} \begin{bmatrix} d.f - b.g \\ a.g - c.f \end{bmatrix}. \quad (56)$$

Therefore

$$\begin{aligned} x &= \frac{\delta(\sin^2 2\theta_{12})}{\sin^2 2\theta_{12}} = \frac{d.f(\rho) - b.g(\rho)}{a.d - b.c} \\ &= -6.48 \times 10^{-3} \left(\frac{\rho}{2.6 \text{ g/cm}^3} \right) \cos^2 \theta_{13} \end{aligned} \quad (57)$$

and

$$\begin{aligned} y &= \frac{\delta(\Delta m_{21}^2)}{\Delta m_{21}^2} = \frac{a.g(\rho) - c.f(\rho)}{a.d - b.c} \\ &= 1.99 \times 10^{-3} \left(\frac{\rho}{2.6 \text{ g/cm}^3} \right) \cos^2 \theta_{13}. \end{aligned} \quad (58)$$

The following points should be noted:

1. Since $|f| > 50 |g|$ and a, b, c, d are all of $\mathcal{O}(1)$, the f terms dominate over g terms. Therefore one expects that $x \approx -(d/c)y \sim -3y$.
2. The size of the expected shift does not depend on the total number of events or any other characteristic of the experiment apart from the baseline and the earth matter density to the reactor(s).
3. Apart from the evaluation of the integrals in Eqs. (50) - (55), for JUNO, our analysis is purely analytic.

4. We have also explored the sensitivity of (x, y) to the exact spectral shape of the reactor anti-neutrino spectrum and found (x, y) to be very insensitive ($\leq 1\%$) to changes in the spectral shape caused by the different fissionable isotopes; U^{235} , Pu^{239} , Pu^{241} and U^{238} .
5. Higher order correction of matter effects is possible though the expressions for the solutions become more complicated.

Therefore, for $\rho = 2.6 \text{ g/cm}^3$ and $\sin^2 \theta_{13} = 0.0214$, we have

$$\begin{aligned} &\left(\frac{\delta(\sin^2 \theta_{12})}{\sin^2 \theta_{12}}, \frac{\delta(\Delta m_{21}^2)}{\Delta m_{21}^2} \right) \Big|_{\text{this work}} \\ &\simeq (x \frac{\cos^2 \theta_{12}}{\cos 2\theta_{12}}, y), \\ &= (-1.1, 0.19)\%, \end{aligned} \quad (59)$$

which agrees well with the shift obtained by the purely numerical χ^2 analyses done in [5], summarized in our eq. (36), and also by an independent numerical χ^2 fit performed in the course of this work.

Thus, as long as the corrections due to the matter effect are small, the relationship between the true parameters and the fitted parameters are given by

$$\begin{aligned} \sin^2 \theta_{12}^{\text{true}} &\approx \sin^2 \theta_{12}^{\text{fit}} \\ &\times \left[1 - \left(\frac{d.f(\Delta\rho) - b.g(\Delta\rho)}{a.d - b.c} \right) \left(\frac{\cos^2 \theta_{12}}{\cos 2\theta_{12}} \right) \right] \end{aligned} \quad (60)$$

and

$$\Delta m_{21}^2{}^{\text{true}} \approx \Delta m_{21}^2{}^{\text{fit}} \left[1 + \left(\frac{a.g(\Delta\rho) - c.f(\Delta\rho)}{a.d - b.c} \right) \right], \quad (61)$$

where $\Delta\rho \equiv (\rho_{\text{true}} - \rho_{\text{fit}})$, ρ_{fit} is the value of the density used in the fit and ρ_{true} is the actual density for the experiment/data. Note $f(0) = g(0) = 0$, so if the fit density equals the true density, the correct answer is obtained.

For JUNO the numerical eq.(59) and in general the analytic eqs. (60) & (61), are the principal results of this paper. In order to see more clearly (visually) how the shifts predicted by eq. (60) and (61) agree well with the results of the numerical χ^2 fit, we show, in Fig. 5, the results of the χ^2 fit, shifts obtained using these equations and the naive expectation. In this figure we show the best fit points (indicated by the filled squares with 1σ error bars considering only statistics for simplicity) obtained by χ^2 analysis in the plane of $\sin^2 \theta_{12}^{\text{fit}} - \Delta m_{21}^2{}^{\text{fit}}$ for the 3 cases where (a) $\rho_{\text{true}} = \rho_{\text{fit}}$, ($\Delta\rho = 0$) indicated by black color, (b) $\rho_{\text{true}} = 2.6 \text{ g/cm}^3 \neq \rho_{\text{fit}} = 0$, ($\Delta\rho = 2.6 \text{ g/cm}^3$) indicated by red color and (c) $\rho_{\text{true}} = 5.2 \text{ g/cm}^3 \neq \rho_{\text{fit}} = 0$, ($\Delta\rho = 5.2 \text{ g/cm}^3$) indicated by blue color. For the χ^2 analysis, the probability was computed by the exact solutions with matter effect including all order of corrections.

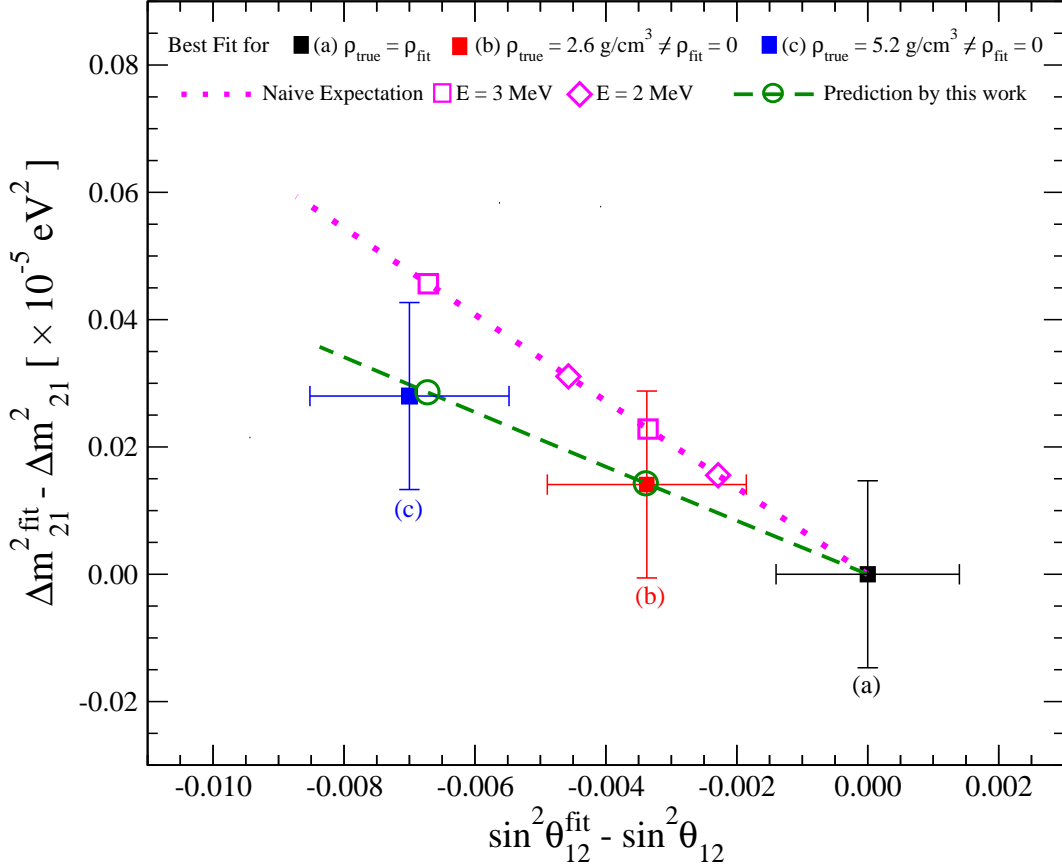


Figure 5: We show the best fit points (indicated by the filled squares with bars indicating 1σ statistical errors only) obtained by a numerical χ^2 analysis in the plane of $(\sin^2 \theta_{12}^{\text{fit}} - \sin^2 \theta_{12})$ vs. $(\Delta m_{21}^2 - \Delta m_{21}^2)$ for the 3 cases where (a) $\rho_{\text{true}} = \rho_{\text{fit}} (= 0 \text{ or } 2.6 \text{ g/cm}^3)$, indicated by black color, (b) $\rho_{\text{true}} = 2.6 \text{ g/cm}^3 \neq \rho_{\text{fit}} = 0$, indicated by red color and (c) $\rho_{\text{true}} = 5.2 \text{ g/cm}^3 \neq \rho_{\text{fit}} = 0$, indicated by blue color. Simultaneously in the same plot, we also show predicted shifts due to the matter effect obtained by naive expectation, eq. (33), by the dashed magenta line and our predictions, eqs. (60) and (61), by the dashed green line where ρ_{true} is varied continuously, from right to left, from 0 to 6.5 g/cm^3 , with $\rho_{\text{fit}} = 0$. The two open green circles and magenta squares/diamonds correspond to the case where $\rho_{\text{true}} = 2.6$ (to the right) and 5.2 (to the left) g/cm^3 . For the magenta squares and diamonds, $E_{\nu} = 3.12 \text{ MeV}$ and 1.9 MeV respectively, demonstrating that both shifts cannot be explained using the same neutrino energy. The assumed true values for this plot are $\sin^2 \theta_{12} = 0.304$ and $\Delta m_{21}^2 = 7.34 \times 10^{-5} \text{ eV}^2$.

Simultaneously in the same plot, we also show predicted shifts due to the matter effect obtained by the naive formulas in eq. (33) by the dashed magenta line and by our predictions given in eqs. (60) and (61) by the dashed green line where ρ_{true} is varied continuously, from right to left, from 0 to 6.5 g/cm^3 and 2 open green circles and magenta squares correspond to the case where $\rho_{\text{true}} = 2.6 \text{ g/cm}^3$ (right open circle/square) and 5.2 g/cm^3 (left open circle/square) g/cm^3 . Note that some unlikely values of ρ_{true} (significantly different from the reference value 2.6 g/cm^3) were considered just for the sake of illustration.

We first observe that naive predictions for the shift obtained by eq. (33) do not agree very well with the results of χ^2 fit because the shift for Δm_{21}^2 for a given matter density is always somewhat overestimated. On the other hand, the best fit values obtained by χ^2 fit (indicated by the solid squares) agree rather well with the predictions computed by eq. (56) (indicated by open green circles),

especially for the reference matter density for the JUNO baseline, $\rho = 2.6 \text{ g/cm}^3$. We believe that the small discrepancy we see for larger matter density, namely, for the case (c) between the best fit obtained by the χ^2 analysis (indicated by the blue square) and the predicted one (indicated by an open green circle close to the blue square) mainly comes from the higher order correction of the matter effect.

As was noted in [5] and at the beginning of Sec. 4.2, for the JUNO experiment using either the vacuum or the matter oscillation probabilities gives a good fit but with slightly shifted values for the parameters $(\sin^2 \theta_{12}, \Delta m_{21}^2)$. Given that this work explains the difference between these two sets for $(\sin^2 \theta_{12}, \Delta m_{21}^2)$ with better precision than the experimental measurements of JUNO using a nearly totally analytic method which is independent of the detailed characteristics of the detector apart from the baseline, this work suggested an alternative analysis for JUNO.

Use the vacuum oscillation probabilities to perform the fit and then shift these vacuum fitted values by the amounts given in this manuscript, Eq. 60 and 61, evaluated at the vacuum fitted values. These shifted vacuum fitted values for $(\sin^2 \theta_{12}, \Delta m_{21}^2)$ should be consistent with the results using the matter oscillation probabilities and thus this provides an alternative analysis which is a useful cross check of both analyses and if they don't agree may hint at the possibility of new physics such as non-standard neutrino interactions.

5. Summary and Conclusions

We have given simple, perturbative expansions for the $\sin^2 \theta$'s and Δm^2 's in the matter potential which can be used to calculate the electron anti-neutrino survival probability with precision more than necessary for the JUNO experiment. We have shown that the maximum difference between the vacuum and matter oscillation probability occurs at the solar oscillation minimum, around 3 MeV for the JUNO experiment and has a magnitude of 3.5% (4.0%) including (not including) energy resolution smearing.

We have argued that the naive matter effect shift for $\sin^2 \theta_{12}$ and Δm_{21}^2 is in conflict with what is obtained from a purely numerical χ^2 analysis, [5]. Then, we explain the apparent discrepancy between these two estimates using a semi-analytic approaches that takes into account the shape of the reactor anti-neutrino spectrum and the energy dependence of the IBD cross section. For the detector, only the baseline and earth matter density between reactor and detector is relevant. No other details of the experimental setup are important for the size of these shifts. Therefore, this paper provides independent confirmation of the size of the shifts given in [5] using a totally different approach which is principally analytic and identifies the relevant and irrelevant components to these shifts, in contrast to the purely numerical χ^2 analysis of [5].

The above statements are summarized as follows:

$$\begin{aligned}
& \left(\frac{\delta(\sin^2 \theta_{12})}{\sin^2 \theta_{12}}, \frac{\delta(\Delta m_{21}^2)}{\Delta m_{21}^2} \right) \\
& \simeq \begin{cases} (-1.1, & 0.30)\% & \text{with } E = 3 \text{ MeV} \\ (-0.74, & 0.21)\% & \text{with } E = 2 \text{ MeV} \end{cases} \\
& \quad \text{using the naive expectation, eq. (2)} \\
& \simeq (-1.1, & 0.19)\% \quad \text{purely numerical } \chi^2 \\
& \quad \text{from ref. [5], given here in eq. (36)} \\
& \simeq (-1.1, & 0.20)\% \quad \text{semi-analytic method,} \\
& \quad \text{this work, eq. (59).}
\end{aligned}$$

The explanation of the size of the matter effect shift for $\sin^2 \theta_{12}$ and Δm_{21}^2 , using a semi-analytic method, is the main result of this paper.

Once JUNO has real data, it will be an interesting and useful cross check to also perform a fit to the data by ignoring the matter effect in the oscillation probabilities to obtain the solar mixing parameters, apply the shift calculated in this manuscript and then compare them to the ones obtained with the matter effect include the oscillation probabilities. Assuming no new physics or analysis errors, these two measurements will be in total agreement.

Acknowledgments

This manuscript has been authored by Fermi Research Alliance, LLC under Contract No. DE-AC02-07CH11359 with the U.S. Department of Energy, Office of Science, Office of High Energy Physics, and also by the funding and support from the European Unions Horizon 2020 research and innovation programme under the Marie Skłodowska-Curie grant agreement No 690575 and No 674896. ANK and HN thanks the NPC (Neutrino Physics Center) program of Fermilab for the financial support during the period when this work has started in 2018. HN appreciates also the hospitality of the Fermilab Theoretical Physics Department (TPD) where the final part of this work was done during his visit to TPD under the Summer Visitor's Program of 2019. HN was also supported by the Brazilian funding agency, CNPq.

References

- [1] F. An et al (JUNO Collaboration), Neutrino physics with JUNO, *J. Phys. G*, **43**: 030401 (2006).
- [2] S. B. Kim, *Nucl. Part. Phys. Proc.* **265-266** (2015) 93 doi:10.1016/j.nuclphysbps.2015.06.024 [arXiv:1412.2199 [hep-ex]].
- [3] F. Capozzi, E. Lisi and A. Marrone, Neutrino mass hierarchy and electron neutrino oscillation parameters with one hundred thousand reactor events, *Phys. Rev. D*, **89**: 013001, (2014). doi:10.1103/PhysRevD.89.013001 [arXiv:1309.1638 [hep-ph]].
- [4] F. Capozzi, E. Lisi, and A. Marrone, Neutrino mass hierarchy and precision physics with medium-baseline reactors: Impact of energy-scale and flux-shape uncertainties, *Phys. Rev. D*, **92**: 093011(2015).
- [5] Yu-Feng Li, Yi-fang Wang and Zhi-zhong Xing, "Terrestrial matter effects on reactor antineutrino oscillations at JUNO or RENO-50: how small is small?", *Chinese Physics C* Vol. **40**, No. **9** 091001 (2016).
- [6] H. W. Zaglauer and K. H. Schwarzer, "The Mixing Angles in Matter for Three Generations of Neutrinos and the Msw Mechanism," *Z. Phys. C* **40**, 273 (1988). doi:10.1007/BF01555889
- [7] P. B. Denton, H. Minakata and S. J. Parke, "Compact Perturbative Expressions For Neutrino Oscillations in Matter," *JHEP* **1606**, 051 (2016) doi:10.1007/JHEP06(2016)051 [arXiv:1604.08167 [hep-ph]].
- [8] F. Capozzi et al., "Current unknowns in the three-neutrino framework", *Prog. Part. Nucl. Phys.* **102**, 48 (2018) doi:10.1016/j.pnpnp.2018.05.005 [arXiv:1804.09678 [hep-ph]].
- [9] T. A. Mueller, D. Lhuillier, M. Fallot, A. Letourneau, S. Cormon, M. Fechner, L. Giot and T. Lasserre *et al.*, "Improved Predictions of Reactor Antineutrino Spectra," *Phys. Rev. C* **83**, 054615 (2011) [arXiv:1101.2663 [hep-ex]].
- [10] A. Strumia and F. Vissani, "Precise quasielastic neutrino/nucleon cross-section," *Phys. Lett. B* **564**, 42 (2003) [astro-ph/0302055].
- [11] T. Abrahão, H. Minakata, H. Nunokawa and A. A. Quiroga, "Constraint on Neutrino Decay with Medium-Baseline Reactor Neutrino Oscillation Experiments," *JHEP* **1511** (2015) 001 doi:10.1007/JHEP11(2015)001 [arXiv:1506.02314 [hep-ph]].