

UNIQUENESS RESULTS FOR BODIES OF CONSTANT WIDTH IN THE HYPERBOLIC PLANE

M. ANGELES ALFONSECA, MICHELLE CORDIER, DAN I. FLORENTIN

ABSTRACT. Following Santaló's approach, we prove several characterizations of a disc among bodies of constant width, constant projections lengths, or constant section lengths on given families of geodesics.

1. INTRODUCTION

The reconstruction of a convex body from quantitative lower dimensional information (such as the areas of sections or projections) is one of the main problems in geometric tomography. One of the main results in this area is Aleksandrov's Theorem. He proved that an origin-symmetric convex body in \mathbb{R}^n is uniquely determined by the $(n - 1)$ -dimensional volumes of its projections (see [5, Theorem 3.3.6]). The focus of the current note is the study of reconstruction problems in the hyperbolic plane \mathbb{H}^2 .

The question of uniqueness plays a central role in the study of reconstruction, *i.e.*, do there exist two bodies K and L with the same projections (or sections) on a given family of geodesic lines? Often, it is assumed that one of the bodies is a disc, and the problem is stated as:

Does there exist a body K with constant projections or sections on a given family of geodesics, which is not a disc?

The width of a smooth convex body in the hyperbolic plane is defined to be its projection lengths on the family of normal lines (see the precise definition in Section 2). An important difference between the geometry in the Euclidean and the hyperbolic plane is that, while the concepts of width of a body and its projections lengths coincide in the Euclidean setting, they capture different information in the hyperbolic one. For example, any Euclidean planar body of constant width has constant projection lengths on every line, but this no longer holds in the hyperbolic plane, see Remark 4.3.

Bodies of constant width in hyperbolic spaces have been studied in the literature, and several analogues of Euclidean results have been established (see e.g. [1], [3], [4], [7], [8], [10] and references therein).

Problems about sections of convex bodies in hyperbolic spaces (related to the Busemann-Petty problem) have been studied in [6], [11]. In this paper we study bodies of constant width by their sections or projections on all lines through a given point. In particular, we consider the following four classes of convex bodies in \mathbb{H}^2 :

- (i) *origin-symmetric bodies.*
- (ii) *Constant width bodies.*
- (iii) *Bodies of constant projection lengths on all lines through a point.*
- (iv) *Bodies of constant sections lengths on all lines through a point.*

We show that the disc in \mathbb{H}^2 is uniquely characterized by any two of the above properties. Some of these characterizations follow immediately from the definitions (e.g. origin symmetry plus constant section lengths), but are included for completeness. Our main results are:

Theorem 4.1. *Let $K \subset \mathbb{H}^2$ be a C^1 -smooth convex body. If K is origin-symmetric and has constant width, then K is a disc.*

Theorem 4.4. *Let $K \subset \mathbb{H}^2$ be a C^1 -smooth convex body, containing the origin in its interior. If K is a body of constant width and all projections of K on the geodesics passing through the origin have constant length, then K is a disc.*

Theorem 4.4 is a result that has no Euclidean analog, since in \mathbb{E}^2 having constant width and constant projection lengths is the same property. A version of Theorem 4.1 was proven in [7], where the authors use a different definition for width than the one we present below.

The paper is organized as follows. In Section 2 we introduce the needed definitions and notation. In Section 3 we collect several auxiliary lemmas that will be needed for the main results. In Section 4 we prove Theorems 4.1 and 4.4. We also include a unique reconstruction result for general convex bodies from projection lengths on two families of geodesics. Finally, the Appendix contains some computations for the hyperbolic Reuleaux triangle.

Acknowledgments: We would like to thank Dmitry Ryabogin and Vlad Yaskin for many fruitful discussions about this paper, in particular for the result in Section 4.2.

2. DEFINITIONS AND NOTATION

Throughout the paper, we work interchangeably in the Poincaré disc model and the Poincaré upper half-plane model of the hyperbolic plane \mathbb{H}^2 . We refer to the book [2, Volume 2, Chapter 19] for definitions and properties of the hyperbolic plane and its various models. Here we recall some basic facts: Given two points $x, y \in \mathbb{H}^2$, there is a unique geodesic line joining them. Also, both models are conformal, and hence angles and the notion of perpendicularity are defined as in the Euclidean setting. In particular, given a point x on a geodesic Γ and an angle α there exists a unique geodesic passing through x and forming an angle α with Γ . We use the disc model when studying centrally symmetric bodies, while the upper half-plane model is well suited to the geometry of the proof of Lemma 4.2. In only one instance (Lemma 3.1) we use the Beltrami-Klein disc model, in which geodesics are straight lines; this allows us to directly use the corresponding Euclidean property. For more detail on the Beltrami-Klein disc model see [9].

A body $K \subseteq \mathbb{H}^2$ is a compact set that is equal to the closure of its non-empty interior. A body K is called convex if its boundary cannot be intersected by a geodesic in more than two points (with the exception that an arc of a geodesic may be part of the boundary). Any geodesic that has only a common point with ∂K or with a complete arc of ∂K is called a *supporting geodesic* of K . We will often assume that the boundary of K is C^1 -smooth and contains no geodesic segments.

Given two points $x, y \in \mathbb{H}^2$, we denote by $[x, y]$ the unique geodesic segment joining them, and by $|[x, y]|$ the length of this segment. Given a geodesic Γ in \mathbb{H}^2 and a point $x \in \mathbb{H}^2$, we denote by $n_\Gamma(x)$ the perpendicular (or normal) geodesic to Γ passing through x . In particular, if ∂K is C^1 -smooth, given $x \in \partial K$ and letting Γ be a supporting geodesic of K at x , we will write $n_K(x)$ (instead of $n_\Gamma(x)$) for the normal geodesic to ∂K at the point x . The set $\mathcal{N}_K = \{n_K(x) : x \in \partial K\}$ of all normal geodesics to ∂K will be called the normal field of K . A geodesic $\Gamma \in \mathcal{N}_K$ is called a *double normal* geodesic of K if it intersects ∂K perpendicularly at two points.

The *projection* of the body K onto a geodesic Γ is defined as

$$P_\Gamma(K) = \{x \in \Gamma \mid K \cap n_\Gamma(x) \neq \emptyset\}.$$

Several non-equivalent definitions of width have been introduced in previous works (see [10] and [7]). We follow Santaló's definition [10]. Given $x \in \partial K$ and the normal geodesic $n_K(x)$, let Γ_2 be another supporting geodesic of K which is also orthogonal to $n_K(x)$. If $\phi(x)$ is the

point of intersection of $n_K(x)$ and Γ_2 , we define the width of K at x by $w_K(x) = |[x, \phi(x)]|$ (see Figure 1, left). We note that the width of K at x equals the length of the projection $P_{n_K(x)}(K)$, but it need not equal the length of the projection of K on another geodesic perpendicular to Γ_2 (such as the geodesic passing through x' in Figure 1, right). Thus, we see that in contrast with the Euclidean situation, there is no natural way of defining the support function of a convex body in the hyperbolic setting.

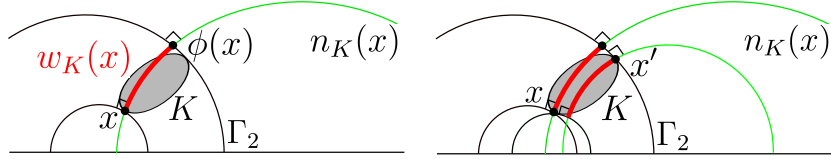


FIGURE 1. The widths $w_K(x)$ and $w_K(x')$.

With this definition, bodies of constant width are, like in the Euclidean case, precisely those for which every normal geodesic is double normal (*i.e.*, for each $x \in \partial K$, the corresponding point $\phi(x)$ is also on ∂K ; see [10, pg. 410] for details). A body of constant width K in \mathbb{E}^2 has constant projection lengths on every line, but in \mathbb{H}^2 this is not the case; in fact one can always find a geodesic on which K has an arbitrarily small projection length.

A point p is said to be equichordal to a body K if all intersections of K by lines through p have equal lengths. The set of all lines passing through a fixed point $p \in \mathbb{H}^2$ will be denoted by H_p . Given a geodesic Γ , we denote by Γ^\perp the set of all the geodesics perpendicular to Γ .

Let K be a convex body in the Poincaré disc model of \mathbb{H}^2 , containing the origin O in its interior. We say that K is origin-symmetric if for every $x \in K$, we have $-x \in K$.

3. AUXILIARY LEMMAS

In this section we state some basic metric facts regarding convex bodies and their orthogonal projections in the hyperbolic plane. The first one is the characterization of a hyperbolic convex body as the intersection of all half-planes containing it. We prove this using the Beltrami-Klein disc model, where the geodesics are the chords of the (open) disc D , and thus the compact convex sets in $D \cong \mathbb{H}^2$ correspond to the compact convex subsets of the open disc in \mathbb{R}^2 .

Lemma 3.1. *Let $K \subset \mathbb{H}^2$ be a convex body. Then K equals the intersection of all the half-planes containing it.*

Proof. In the Beltrami-Klein disc model, for any supporting half-plane H we denote by \tilde{H} the (unique) half-plane of \mathbb{R}^2 such that $H = \tilde{H} \cap D$.

$$\bigcap_{K \subset H} H = \bigcap_{K \subset H} (\tilde{H} \cap D) = \left(\bigcap_{K \subset H} \tilde{H} \right) \cap D = K \cap D = K,$$

where the third equality holds since in the Euclidean plane, a convex sets equals the intersection of all containing half-planes. \square

Remark 3.2. The projection of a centrally symmetric convex body K is symmetric, hence knowing the lengths of the projections on geodesic from H_0 determines the half-planes containing K . Without central symmetry the lengths of projections on H_0 do not determine the body, as seen in the following example.

Example 3.3. We present two non-congruent polygons P_1, P_2 , that have equal lengths of projections on H_0 . We will follow the construction in the Euclidean plane from [5, Theorem 3.3.15]. In Figure 2, the polygons P_1 and P_2 are presented in the upper half-plane, and the origin from the Beltrami-Klein disc is mapped to the point $(0, 1)$ on the upper half-plane.

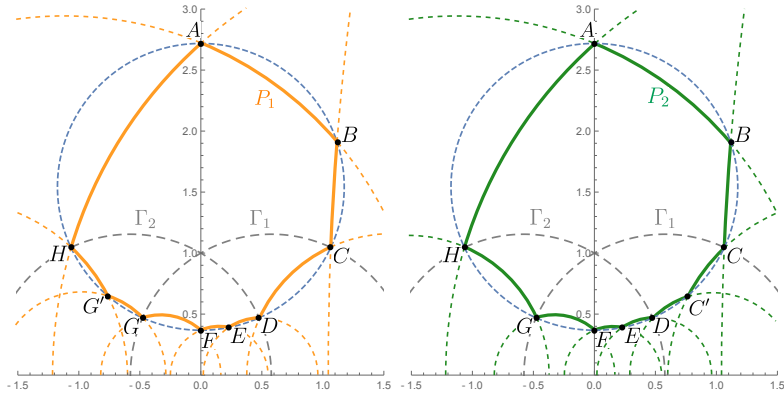


FIGURE 2. Two non-congruent bodies with equal lengths of projections on $H_{(0,1)}$.

The lengths of the projections of P_1 and P_2 on each geodesic in $H_{(0,1)}$ coincide. Indeed, let $\Gamma_1 \in H_{(0,1)}$ be the geodesic passing through C and G , and $\Gamma_2 \in H_{(0,1)}$ the one passing through D and H . The two bodies are reflections of each other in the region between Γ_1 and Γ_2 , and identical outside this region. Moreover, the parts of P_1 or P_2 that lie between Γ_1 and Γ_2 do not affect any projections of the bodies on geodesics lying outside of this region, while their projections on geodesics from $H_{(0,1)}$ that lie inside this region have equal lengths.

Gardner's construction provides a counterexample where both bodies (with equal lengths of projections) are polygons. One may also construct pairs of smooth bodies with the same property, as seen in the following example.

Example 3.4. Using Lemma 3.1, we can construct a (non-symmetric) body whose projections on H_0 have constant length. In the Poincaré disc, given the unit ball B centered at O , and a smooth, odd function $f : S^1 \rightarrow \mathbb{R}$, for each line L_u through O in the direction $u \in S^1$ we translate the symmetric segment $L_u \cap B$ along L_u by $\varepsilon f(u)$ units obtaining a segment I_u . Let Γ_u^1, Γ_u^2 be the two geodesics perpendicular to L_u that pass through each of the two endpoints of the segment I_u , and denote by S_u the region between Γ_u^1 and Γ_u^2 (which we will call a "slab"). Then, we have that $P_{L_u}(S_u) = I_u$, and we define K to be the intersection of these slabs:

$$K = \bigcap_{u \in S^1} S_u.$$

If ε is small enough, by Lemma 3.1 the projections of K on L_u are equal to I_u . Therefore, K has projections of constant length on H_0 and it is not a disc.

We remark that, similarly, the body \tilde{K} whose radial function is $\rho_{\tilde{K}}(u) = c + \varepsilon f(u)$, for some constant $c < 1$ is a body with sections of constant length on H_0 which is not a disc.

As we mentioned in Section 2, bodies of constant width are characterized by the fact that all their normal geodesics are double normals. In the next Lemma we observe that on a double normal geodesic of K , projections and sections of K coincide.

Lemma 3.5. *Let K be a convex body and let Γ be a geodesic intersecting ∂K at two points. Then Γ is a double normal geodesic for ∂K if and only if $P_\Gamma(K) = K \cap \Gamma$.*

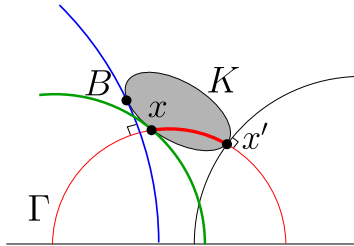


FIGURE 3. $K \cap \Gamma \subsetneq P_\Gamma(K)$.

Proof. Denote by x, x' the points of intersection of Γ and ∂K . If Γ is a double normal, the geodesics perpendicular to Γ at x and at x' support K , and hence $P_\Gamma(K) = [x, x'] = K \cap \Gamma$. Conversely, if Γ is not normal to ∂K at x , then K is not contained in any of the two half-planes with boundary perpendicular to Γ at x (see Figure 3). Thus x is an interior point of the segment $P_\Gamma(K)$, and clearly a boundary point of $[x, x'] = K \cap \Gamma$, so we get $K \cap \Gamma \subsetneq P_\Gamma(K)$. \square

Remark 3.6. Every C^1 -smooth convex body K has at least one double normal. Indeed, the diameter of K , being the maximal distance between two points in K , is attained on a segment which is perpendicular to ∂K at both ends. In fact, the next lemma states that, using our definition of width, the diameter coincides with the maximal width of K .

Lemma 3.7. *Let K be a C^1 -smooth convex body. Then*

$$\max_{x \in \partial K} \{w_K(x)\} = \text{Diam}(K),$$

where $\text{Diam}(K) := \max_{x, y \in \partial K} \{|[x, y]|\}$

Proof. Denoting $W = \max_{x \in \partial K} \{w_K(x)\}$, we get by Remark 3.6 that $\text{Diam}(K) \leq W$. On the other hand, let $x \in \partial K$ be the maximum point of $w_K : \partial K \rightarrow \mathbb{R}^+$, that is, $W = w_K(x) = |[x, \phi(x)]|$. Let Γ_2 be the supporting geodesic of K passing through $\phi(x)$, and let $P \in \partial K$ be its point of tangency to K . In the (possibly degenerate) right triangle $\Delta x\phi(x)P$, the hypotenuse xP is the longest edge. Hence,

$$W = |[x, \phi(x)]| \leq |[x, P]| \leq \text{Diam}(K).$$

\square

Lemma 3.8. *The normal field to a C^1 -smooth convex body K covers the interior of K .*

Proof. Let x be an interior point of K . If $y \in \partial K$ is the closest boundary point to x , then the segment $[x, y]$ is perpendicular to ∂K at y (since y is a critical point of the function $d : \partial K \rightarrow \mathbb{R}^+$ given by $d(\cdot) = |[x, \cdot]|$). Equivalently; $x \in n_K(y)$. \square

Next we present two Lemmas of Santaló which are used in the proofs of Theorems 4.1 and 4.4. The first lemma states that two normal lines of a constant width body must intersect. For the reader's convenience we include Santaló's proof here.

Lemma 3.9. *(Santaló, [10, pg. 411]) Let $K \subset \mathbb{H}^2$ be a C^1 -smooth convex body of constant width. Then any two lines normal to ∂K intersect at an interior point of K .*

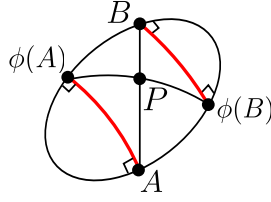


FIGURE 4. Lemma 3.9 (Santaló)

Proof. Let $A, B \in \partial K$ be two distinct points. Suppose, for the sake of contradiction, that the normal line segments $[A, \phi(A)]$, $[B, \phi(B)]$ do not intersect in the interior of K . Then the four points $A, B, \phi(A), \phi(B)$ form a non-degenerate quadrilateral Q , which (excluding the vertices) is contained in the interior of K , as seen in Figure 4 (up to relabeling $A \leftrightarrow \phi(A)$, or $B \leftrightarrow \phi(B)$). Now let $p \in K$ be the point of intersection of the diagonals $[A, B]$ and $[\phi(A), \phi(B)]$ of Q . From the triangle inequality it follows that

$$|[A, \phi(A)]| < |[A, p]| + |[p, \phi(A)]|,$$

$$|[B, \phi(B)]| < |[B, p]| + |[p, \phi(B)]|.$$

By Lemma 3.7, the diameter of K is given by its width, so we get

$$\begin{aligned} 2Diam(K) &= w_K(A) + w_K(B) = \\ &= |[A, \phi(A)]| + |[B, \phi(B)]| < \\ &< |[A, p]| + |[p, \phi(A)]| + |[B, p]| + |[p, \phi(B)]| = \\ &= |[A, B]| + |[\phi(A), \phi(B)]| \leq 2Diam(K). \end{aligned}$$

From this contradiction, we conclude that the normal line segments $n_K(A)$, $n_K(B)$ must intersect at an interior point of K . \square

We also use a second lemma of Santaló's, which we state without a proof.

Lemma 3.10. (*Santaló*, [10, pg. 406]) *Let K be a convex body with C^1 -smooth boundary curve ∂K . Let Γ be a geodesic that intersects ∂K at the points M, N and that is normal to ∂K at both points. Then on the arc of ∂K joining M and N there is a unique point x_0 such that $n_K(x_0)$ is normal to Γ (see Figure 5). In fact, the angle $\alpha(x)$ which the normal geodesics to Γ form with ∂K is (strictly) increasing, with $\alpha(M) = 0$ and $\alpha(N) = \pi$.*

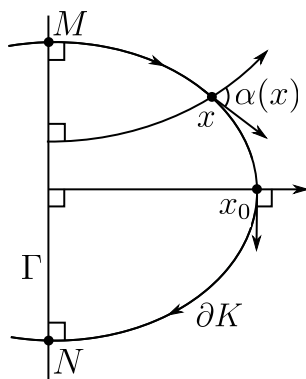


FIGURE 5. Lemma 3.10 (Santaló)

4. RESULTS ON UNIQUE RECONSTRUCTION FROM PROJECTION LENGTHS

4.1. **Characterizations of the disc.** In \mathbb{E}^2 , a body of constant width has constant projection lengths on all lines. In \mathbb{H}^2 this is not the case, since there are geodesics on which the projection length is arbitrarily small. In addition, we show in the Appendix that a hyperbolic Reuleaux triangle constructed from a circle centered at O has constant width, but does not have constant projection lengths on H_0 .

A disc centered at the origin has the following four properties:

- (i) Origin-symmetry.
- (ii) Constant width.
- (iii) Constant projection lengths on H_0 .
- (iv) Constant sections lengths on H_0 .

In this section we prove that any two of these properties characterize the disc.

The characterization of the disc by (i) and (iii) was already observed in Remark 3.2. Similarly, the characterization by (i) and (iv) follows directly from the definitions.

Our main results are the characterizations by (i) and (ii), and by (ii) and (iii). In Theorem 4.1, we show that the disc is the only C^1 -smooth origin-symmetric body of constant width. In Theorem 4.4 we prove that the disc is the only C^1 -smooth body of constant width with constant projection lengths on H_0 . The two remaining characterizations follow as Corollary 4.5 and Theorem 4.7.

Theorem 4.1. *If K is an origin-symmetric convex body of constant width w and ∂K is a C^1 -smooth curve, then K is a disc.*

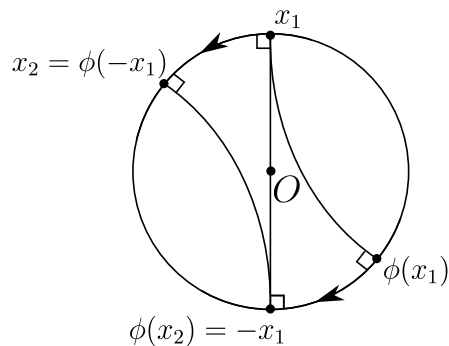


FIGURE 6. Proof of Theorem 4.1.

Proof. Let $x \in \partial K$, and let $n_K(x)$ be the normal geodesic to K at x . Denote by $\phi(x)$ the other point where $n_K(x)$ intersects the boundary of K . Since K has constant width, the geodesics $n_K(\phi(x))$ and $n_K(x)$ are double normals and thus they coincide. Therefore, the function defined on ∂K by $x \rightarrow \phi(x)$ is an involution (i.e., $\phi(\phi(x)) = x$).

Suppose that for a point $x_1 \in \partial K$, we have that $\phi(x_1) \neq -x_1$. Denote $x_2 = \phi(-x_1)$. Then, by origin symmetry, the geodesic segments $n_K(x_1) \cap K$ and $n_K(-x_1) \cap K$ do not intersect, see Figure 6. But this contradicts Lemma 3.9, and thus we must have $\phi(x_1) = -x_1$. Since the point x_1 was arbitrary, all the normal lines to ∂K are radii, and for every $x \in \partial K$, $|[x, -x]|$ is equal to the width w . This means that K is a disc. \square

A version of Theorem 4.1 was proven in [7], where the definition of width considered is different than Santaló's (however, both definitions coincide on the class of bodies of constant width). Our proof is also different, based on Santaló's Lemma 3.9 regarding the intersection of any two normals of a body of constant width.

Next, we prove that the maximal projection length of a constant width body equals its width, and is attained only on the normal field of the body. This will be the main ingredient in the proof of Theorem 4.4.

Proposition 4.2. *Let $K \subseteq \mathbb{H}^2$ be a convex body of constant width w , and let M be a geodesic line. Then*

$$|P_M(K)| \leq w,$$

and equality holds if and only if M is a double normal geodesic of K .

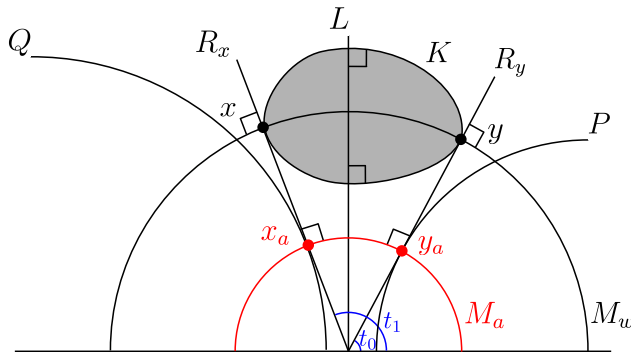


FIGURE 7. Proof of Proposition 4.2.

Proof. Given a geodesic line M , there exists a (unique) geodesic line L which is perpendicular to both ∂K and M . We shall therefore prove the following (only formally stronger) statement. Given a binormal geodesic L of K , and $M \in L^\perp$, we have

$$|P_M(K)| \leq w,$$

and equality holds if and only if M is the unique binormal of K which is perpendicular to L .

We consider K in the upper half-plane model of \mathbb{H}^2 . Let L be a normal geodesic to K . By applying an isometry, we may assume that L is the y -axis, so that the family L^\perp of geodesics perpendicular to L consists of concentric half circles (see Figure 7). By Santaló's Lemma 3.10, only one line of L^\perp (which we denote by M_w) intersects ∂K perpendicularly. Since K has constant width, the projection of K on the normal line M_w has length w .

Let x, y be the points of intersection between M_w and ∂K , and let R_x, R_y be the rays emanating from the base point of L and passing through x, y , respectively. Each such ray has the property of being equidistant to L , *i.e.* it consists of points at some fixed distance from L . Equivalently, they are orthogonal to every line of L^\perp . Therefore every geodesic $M_a \in L^\perp$, intersects R_x, R_y orthogonally at the points x_a, y_a , and we have $|[x_a, y_a]| = |[x, y]| = w$.

Since $\{x\} = K \cap R_x$, the geodesics Q, P perpendicular to M_a at x_a, y_a do not intersect K for $a \neq w$, see Figure 7. Thus, the projection of K on M_a is strictly contained in the segment $[x_a, y_a]$, and we have

$$P_{M_a}(K) < |[x_a, y_a]| = |[x, y]| = P_{M_w}(K) = w.$$

□

Remark 4.3. In contrast to the maximal projection being obtained on a diameter (see Lemma 3.7), a minimal projection does not exist. Indeed, for any convex body $K \subset \mathbb{H}^2$, an arbitrarily small projection can be found. It can be shown that if a line L intersects K , and $x \in L$ is a point sufficiently far from K , then the projection of K onto the line M perpendicular to L at x can be made arbitrarily small. Thus the spectrum of projection lengths is the interval $(0, \text{Diam}(K)]$.

Theorem 4.4. *Let K be a body of constant width w , containing the origin in its interior, and such that ∂K is a C^1 -smooth curve. If all projection lengths of K on H_0 are constant, then K is a disc.*

Proof. By Lemma 3.8, the normal field of K covers the interior of K . Therefore there is a normal geodesic to ∂K which belongs to H_0 . On this geodesic, the width and the length of the projection coincide. Hence, all projections of K on H_0 have length w . By Proposition 4.2, this implies that each line in H_0 is a normal line, *i.e.*, $\mathcal{N}_K = H_0$, which implies that K is a disc. □

Corollary 4.5. *Let K be a body of constant width w , containing the origin in its interior, and such that ∂K is a C^1 -smooth curve. If all sections of K on H_0 have constant length, then K is a disc.*

Proof. The argument is very similar to the proof of Theorem 4.4. Since the normal field of K covers the interior, there is a double normal geodesic Γ that belongs to H_0 . By Lemma 3.5 and Proposition 4.2, the length of the section $K \cap \Gamma$ equals the width w . Hence, all sections of K on H_0 have length w , and the conclusion follows again as in the proof of Theorem 4.4. □

Finally, to prove the characterization of the disc by properties (iii) and (iv), we require the following lemma.

Lemma 4.6. *Let K be a convex body with a C^1 -smooth boundary. Let $p \in \text{int}(K)$ be an equichordal point for K . Then a normal geodesic line passing through p must be a double normal.*

Proof. Let $x \in \partial K$ such that $p \in n_K(x)$. For each $y \in \partial K$, let Γ_y be the geodesic passing through y and p , and let y' the other boundary point of K belonging to Γ_y . We consider a C^1 parametrization $r(t)$, $t \in [0, 2\pi)$ of ∂K , such that $r(0) = x$, and with the property that if $r(t) = y$ for $t \in [0, \pi)$, then $r(t + \pi) = y'$.

We define the function $g : [0, 2\pi) \rightarrow \mathbb{R}^+$ to be the distance from the equichordal point p to the corresponding boundary point of K ,

i.e. $g(t) = \|[p, r(t)]\|$. The equichordal hypothesis says that for some constant c , any $t \in [0, 2\pi)$ satisfies $g(t) + g(t + \pi) = c$. Since the normal geodesic to K at x passes through p , we have that $g'(0) = 0$. Then, for small ε ,

$$g(\varepsilon) = g(0) + O(\varepsilon^2),$$

and

$$g(\pi + \varepsilon) = g(\pi) + \varepsilon g'(\pi) + O(\varepsilon^2).$$

Adding the previous two equations we obtain that for every ε small enough

$$c = c + \varepsilon g'(\pi) + O(\varepsilon^2)$$

which implies that $g'(\pi) = 0$, thus $n_K(x)$ is a double normal. \square

Theorem 4.7. *Let K be a convex body, containing the origin in its interior, such that ∂K is a C^1 -smooth curve. If every section of K by a geodesic from H_0 has constant length c_1 , and every projection of K on a geodesic in H_0 has constant length c_2 , then K is a disc (and $c_1 = c_2$).*

Proof. Let $x \in \partial K$ be the closest point in ∂K to the origin. Then the line L containing the segment $[0, x]$ is a normal line of K . By Lemma 4.6, L is a double normal line, hence $P_L(K) = K \cap L$ by Lemma 3.5. This implies $c_1 = c_2$. But then all projections and sections on H_0 have the same length, and therefore every geodesic in H_0 is a double normal geodesic of K . Since ∂K is a curve orthogonal to all rays through the origin, K is a disc. \square

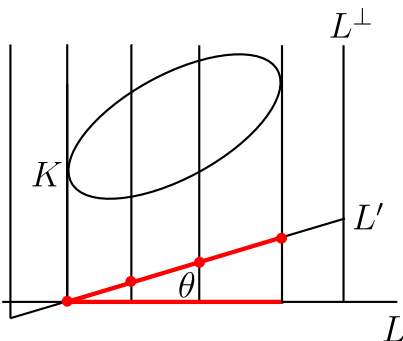


FIGURE 8. Orthogonal and non-orthogonal projections in Euclidean setting.

4.2. Orthogonal and non-orthogonal projections. As we have seen, the lengths of projections and the width are two distinct sources of information in the hyperbolic setting. Theorem 4.4 is based on using both to obtain a hyperbolic result which has no Euclidean analogue. Another example of this situation is given by orthogonal and non-orthogonal projections: In the Euclidean plane, knowing the length of an orthogonal projection of a convex body K on a line L gives us the same information as knowing the length of a non-orthogonal projection on a line L' forming a known angle θ with L (see Figure 8). However, in the hyperbolic setting, knowing the lengths of orthogonal and non-orthogonal projections provides additional information that allows us to recover the body.

Let K be a convex body and let p be an interior point of K . For each line $L \in H_p$ we consider another line L' , chosen in the following way. We can assume that L is a vertical line in the upper half-plane model. If C_1, C_2 are the two supporting geodesics of K that are perpendicular to L , we choose another vertical line L' at (Euclidean) distance $t > 0$ from L , such that L' intersects both supporting geodesics (see Figure 9). By compactness, the positive number t can be chosen as the same for all lines $L \in H_p$.

Proposition 4.8. *Let K be a convex body and let p be an interior point of K . Then K is determined by the projection lengths*

$$\{|P_L(K)|, L \in H_p\} \cup \{|P_{L'}(K)|, L \in H_p\}.$$

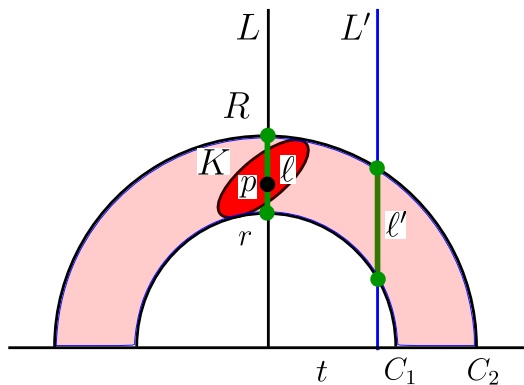


FIGURE 9. Orthogonal and non-orthogonal projections in the hyperbolic half-space.

Proof. For a given geodesic $L \in H_p$, we will call $\ell = |P_L(K)|$ and $\ell' = |P_{L'}(K)|$. Let R be the radius of C_1 and r be the radius of C_2 (see

Figure 9). Then

$$\ell = \ln \left(\frac{R}{r} \right) \quad \text{and} \quad \ell' = \ln \left(\frac{\sqrt{R^2 - t^2}}{\sqrt{r^2 - t^2}} \right).$$

Therefore, R and r are determined from ℓ , ℓ' and t , and the intersection of all such strips between supporting geodesics uniquely determines the body. \square

5. APPENDIX

We show that the hyperbolic Reuleaux triangle defined below has constant width and non constant sections and projections on H_0 . We work in the upper-plane model of \mathbb{H}^2 . On the circle with hyperbolic center $(0, 1)$ and hyperbolic radius 1, we choose three equidistant points, with one of them being $(0, e)$ (see Figure 10). For each of the three points, we trace the hyperbolic circle centered at that point and containing the other two. The resulting figure T is the hyperbolic Reuleaux triangle, which has constant width since given one of the circular sides of the triangle, all of its normals pass through the opposite vertex of the triangle. The width can be computed by finding the distance between the intersection points of the Reuleaux triangle with the y -axis, and its value is $1.78774413\dots$

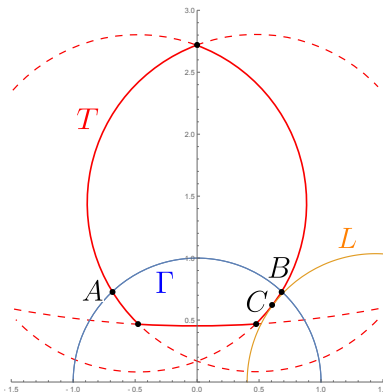


FIGURE 10. Reuleaux triangle

We show that there are two geodesics in H_0 on which the sections and projections of T are different. First, on the vertical line passing through $(0, 1)$, the section and the projection of the Reuleaux triangle coincide, and their length is equal to the width of T . Consider now the geodesic Γ through $(0, 1)$ forming a 90 degree angle with the

vertical geodesic. We explicitly determine the points A and B where Γ intersects the boundary of T by solving the system formed by the equations of these two circles. The length of the section of T by Γ can then be exactly computed with Mathematica (though the expression is very long), and its approximate value is $1.67461854\dots$. Similarly, to compute the length of the projection of T on this geodesic, we first find the geodesic L , normal to Γ , that is tangent to T (the point of tangency is C in Figure 10); next, we explicitly find the point of intersection of L and Γ , again by solving the system of the equations of the circles. The length of the projection of T onto Γ is approximately $1.7133762\dots$.

We observe that one can also construct a C^1 -smooth body of constant width which is a perturbation of a disc and does not have constant sections nor projections through H_0 .

REFERENCES

- [1] Araújo P.V., *Minimum Area of a Set of Constant Width in the Hyperbolic Plane*. Geometriae Dedicata 64, issue 1, 41–53 (1997).
- [2] Berger M., *Geometry*. Springer Universitext (2009).
- [3] Dekster B.V., *Double Normals Characterize Bodies of Constant Width in Riemannian Manifolds*. Geometric Analysis and Nonlinear Partial Differential Equations, Lecture Notes in Pure and Applied Mathematics 144, 187–201, New York, (1993).
- [4] Gallego E., Reventós A., Solanes G., Teufel E., *Width of Convex Bodies in Spaces of Constant Curvature*, Manuscripta Mathematica 126, issue 1, 115–134 (2008).
- [5] Gardner R.J., *Geometric Tomography*. Cambridge University Press (1995).
- [6] Hiripitiyage K.L.H., Yaskin V., *On Sections of Convex Bodies in Hyperbolic Space*. Journal of Mathematical Analysis and Applications 445, 1394–1409 (2017).
- [7] Jerónimo-Castro J., Jimenez-Lopez F.G., *A Characterization of the Hyperbolic Disc Among Constant Width Bodies*. Bulletin of the Korean Mathematical Society 54, no. 6, 2053–2063 (2017).
- [8] Leichtweiss K., *Curves of Constant Width in the Non-Euclidean Geometry*. Abhandlungen aus dem Mathematischen Seminar der Universität Hamburg 75, issue 1, 257–284 (2005)
- [9] Ratcliffe J.G., *Foundations of Hyperbolic Manifolds*. Springer, New York, (1994).
- [10] Santaló L.A., *Note on Convex Curves on the Hyperbolic Plane*. Bulletin of the American Mathematical Society 51, 405–412 (1945).
- [11] Yaskin V., *The Busemann-Petty Problem in Hyperbolic and Spherical Spaces*. Advances in Mathematics 203, issue 2, 537–553 (2006).