

Hunting Inflaton at FASER

Nobuchika Okada*

Department of Physics and Astronomy, University of Alabama, Tuscaloosa, AL 35487, USA

Digesh Raut†

*Bartol Research Institute, Department of Physics and Astronomy,
University of Delaware, Newark, DE 19716, USA*

We consider a non-minimal quartic inflation scenario in the minimal $U(1)_X$ extension of the Standard Model (SM) with the classical conformal invariance, where the inflaton is identified with the $U(1)_X$ Higgs field (ϕ). By virtue of the classically conformal invariance and the radiative $U(1)_X$ symmetry breaking via the Coleman-Weinberg mechanism, the inflationary predictions (in particular, the tensor-to-scalar ratio (r)), the $U(1)_X$ coupling (g_X) and the $U(1)_X$ gauge boson mass ($m_{Z'}$), are all determined by only two free parameters, the inflaton mass (m_ϕ) and its mixing angle (θ) with the SM Higgs field. FASER can search for a long-lived scalar, which is the inflaton in our scenario, for the parameter ranges of $0.1 \lesssim m_\phi [\text{GeV}] \lesssim 4$ and $10^{-5} \lesssim \theta \lesssim 10^{-3}$. Therefore, once such a scalar is discovered at FASER, both m_ϕ and θ are fixed, leading to the prediction for r , g_X and $m_{Z'}$ in our model. These predictions can be tested by the future cosmological observation and LHC search for Z' boson resonance.

Very recently, the ForWArD Search ExpeRiment (FASER) [1] has been approved to search for light, weakly interacting, electrically neutral long-lived particles at the Large Hadron Collider (LHC). Such long-lived particles are included in a variety of new physics models beyond the Standard Model (SM). In the experiment, a detector will be located along the beam trajectory 480 meters downstream from the interaction point within the ATLAS detector at the LHC. This setup is specialized to search for light, long-lived particles with the following advantages: (i) the High-Luminosity upgrade of the LHC (HL-LHC) can produce a huge number of hadrons in the forward region, which could decay into light long-lived particles. Even if such a decay process is extremely rare, the huge number of produced hadrons provides us with a sizable number of events for the long-lived particle production; (ii) such light particles are highly boosted in the beam direction and mostly produced in the forward region; (iii) Because of very weak interactions, such particles can have a decay length of $\mathcal{O}(100 \text{ m})$. The displaced vertex signature from such long-lived particles is almost free from the SM backgrounds. In Refs. [2, 3], the authors have explored a possibility of detecting a SM singlet scalar (ϕ) at FASER and other proposed experiments for the displaced vertex search. The singlet scalar only couples with the SM particles through its mixing with the SM Higgs boson. Hence, the production rate and the lifetime of the particle ϕ are controlled by only two parameters, its mass (m_ϕ) and mixing angle (θ) with the SM Higgs field. Impressively, these experiments are capable of probing extremely small mixing angles, $10^{-7} \lesssim \theta \lesssim 10^{-3}$, for $0.1 \lesssim m_\phi [\text{GeV}] \lesssim 10$ [2, 3].

Authors of the pioneering work [4] have pointed out that the long-lived light scalar can be identified with a light inflaton in their inflation model. Once observed, its mass and mixing angle with the SM Higgs field

can be measured. In their model, the measured mass and mixing angle correspond to the inflationary predictions. Although the quartic inflation scenario discussed in Ref. [4] is excluded by Planck 2018 results [11], it can be made consistent with the Planck 2018 by including non-minimal gravitational coupling [12].

In this letter, we consider the non-minimal quartic inflation in a classically conformal $U(1)_X$ extended SM, which the authors of the present paper have proposed with their collaborators [5] (see also Ref. [6]). By imposing the conformal invariance at the classical level on the minimal $U(1)_X$ extended SM [7], all the mass terms in the Higgs potential is forbidden. As a result, the $U(1)_X$ gauge symmetry is radiatively broken by the Coleman-Weinberg (CW) mechanism [8], which subsequently drives the electroweak symmetry breaking through a mixing quartic coupling between the $U(1)_X$ Higgs and the SM Higgs fields [9]. As first pointed out in Ref. [10], the classical conformal invariance could be a clue to solve the gauge hierarchy problem of the SM. In our paper [5], we have identified the $U(1)_X$ Higgs field with a non-minimal gravitational coupling as inflaton. Because of the classically conformal invariance, this scenario not only leads to the inflationary predictions consistent with the Planck 2018 results [11], but also provides a direct connection between the inflationary predictions and the LHC search for the $U(1)_X$ gauge boson (Z') resonance. In our previous work [5], the scalar sector was not analyzed in detail from the viewpoint of collider phenomenology. The main purpose of this letter is to point out that if the inflaton mass and its mixing angle with the SM Higgs field lie in a suitable range, the inflaton can be searched by FASER with a direct connection to the

	SU(3) _c	SU(2) _L	U(1) _Y	U(1) _X
q_L^i	3	2	1/6	$(1/6)x_H + (1/3)$
u_R^i	3	1	2/3	$(2/3)x_H + (1/3)$
d_R^i	3	1	-1/3	$(-1/3)x_H + (1/3)$
ℓ_L^i	1	2	-1/2	$(-1/2)x_H - 1$
e_R^i	1	1	-1	$-x_H - 1$
H	1	2	-1/2	$(-1/2)x_H$
N_R^i	1	1	0	-1
Φ	1	1	0	2

TABLE I. The particle content of the minimal U(1)_X model. $i = 1, 2, 3$ is the generation index.

inflationary predictions.¹ Therefore, three independent experiments, namely, the inflaton search at FASER, the Z' boson resonance search at the HL-LHC and the precision measurement of the inflationary predictions, are complementary to test our inflation scenario.

Classically conformal U(1)_X model: We first define our model with the particle content listed in Table I, where the U(1)_X charge of a particle is defined as a linear combination of its SM hypercharge and its $B - L$ (Baryon minus Lepton) number. The U(1)_X charges are determined by a real parameter, x_H , and the well-known minimal U(1)_{B-L} model [14] is realized as the limit of $x_H \rightarrow 0$. In the presence of the three right-hand neutrinos (RHNs), $N_R^{1,2,3}$, this model is free from all the gauge and the mixed gauge-gravitational anomalies. Once the U(1)_X Higgs field (Φ) develops a vacuum expectation value (VEV), $\langle \Phi \rangle = v_X/\sqrt{2}$, the U(1)_X gauge symmetry is broken and the Z' boson becomes massive, $m_{Z'} = 2g_X v_X$, where g_X is the U(1)_X gauge coupling.

The Yukawa sector of the SM is extended to include

$$\mathcal{L}_Y \supset - \sum_{i,j=1}^3 Y_D^{ij} \bar{\ell}_L^i H N_R^j - \frac{1}{2} \sum_{k=1}^3 Y_M^k \Phi \bar{N}_R^k N_R^k, \quad (1)$$

where Y_D (Y_M) is a Dirac (Majorana) type Yukawa coupling. Without a loss of generality, we chose the Majorana Yukawa couplings to be flavor diagonal. The Majorana masses for the RHNs are generated by the U(1)_X gauge symmetry breaking. For simplicity, we fix $Y_M^{1,2,3} = Y_M$ and thus RHNs have a degenerate mass spectrum, $m_N = Y_M v_X/\sqrt{2}$. After the electroweak symmetry breaking, the light neutrino masses are generated via the type-I seesaw mechanism [15].

Imposing the classical conformal invariance, the Higgs potential of our model is given by

$$V = \lambda_H (H^\dagger H)^2 + \lambda_\Phi (\Phi^\dagger \Phi)^2 - \lambda_{\text{mix}} (H^\dagger H) (\Phi^\dagger \Phi), \quad (2)$$

where we set $\lambda_{H,\Phi,\text{mix}} > 0$. Assuming $\lambda_{\text{mix}} \ll 1$ (this will be justified later), we can separately analyze the Higgs potential for Φ and H ². The CW potential for the Higgs field Φ at the 1-loop level is given by [8]

$$V(\phi) = \frac{\lambda_\Phi}{4} \phi^4 + \frac{\beta_\Phi}{8} \phi^4 \left(\ln \left[\frac{\phi^2}{v_X^2} \right] - \frac{25}{6} \right), \quad (3)$$

where $\phi = \sqrt{2}\Re[\Phi]$, v_X is chosen as a renormalization scale, and the coefficient of the 1-loop corrections is approximately given by

$$16\pi^2 \beta_\Phi \simeq 96g_X^4 - 3Y_M^4. \quad (4)$$

The stationary condition, $dV/d\phi|_{\phi=v_X} = 0$, leads to

$$\overline{\lambda_\Phi} = \frac{11}{6} \overline{\beta_\Phi}, \quad (5)$$

where the *barred* quantities are evaluated at $\langle \phi \rangle = v_X$. The mass of ϕ is given by

$$\begin{aligned} m_\phi^2 &= \left. \frac{d^2 V}{d\phi^2} \right|_{\phi=v_X} = \overline{\beta_\Phi} v_X^2 \\ &= \frac{6}{\pi} \overline{\alpha_X} m_{Z'}^2 \left(1 - 2 \left(\frac{m_N}{m_{Z'}} \right)^4 \right), \end{aligned} \quad (6)$$

where $\alpha_X = g_X^2/(4\pi)$. The condition for the stability of U(1)_X vacuum, $m_\phi^2 > 0$, requires $m_{Z'} > 2^{1/4} m_N$.

The U(1)_X gauge symmetry breaking by $\langle \Phi \rangle = v_X/\sqrt{2}$ induces a negative mass squared for the SM Higgs doublet ($-\lambda_{\text{mix}} |\langle \Phi \rangle|^2$) in Eq. (2) and triggers the electroweak symmetry breaking [9]. The SM(-like) Higgs boson mass ($m_h = 125$ GeV) is described as

$$m_h^2 = \lambda_{\text{mix}} v_X^2 = 2\lambda_H v_h^2, \quad (7)$$

where $v_h = 246$ GeV is the Higgs doublet VEV. From this formula, we can justify our assumption of $\lambda_{\text{mix}} \ll 1$ by considering the LEP constraint on $v_X \gtrsim 10$ TeV [16–19].

The mass matrix for the Higgs bosons, ϕ and h , is given by

$$\mathcal{L} \supset -\frac{1}{2} \begin{bmatrix} h & \phi \end{bmatrix} \begin{bmatrix} m_h^2 & \lambda_{\text{mix}} v_X v_h \\ \lambda_{\text{mix}} v_X v_h & m_\phi^2 \end{bmatrix} \begin{bmatrix} h \\ \phi \end{bmatrix}. \quad (8)$$

We diagonalize the mass matrix by

$$\begin{bmatrix} h \\ \phi \end{bmatrix} = \begin{bmatrix} \cos \theta & \sin \theta \\ -\sin \theta & \cos \theta \end{bmatrix} \begin{bmatrix} \tilde{h} \\ \tilde{\phi} \end{bmatrix}, \quad (9)$$

where \tilde{h} and $\tilde{\phi}$ are the mass eigenstates, and the mixing angle θ is determined by

$$2v_X v_h \lambda_{\text{mix}} = (m_h^2 - m_\phi^2) \tan 2\theta. \quad (10)$$

¹ See Ref. [13] for a similar work for an axion-like particle as the inflaton.

² In our analysis, only a non-zero $\lambda_{\text{mix}} \ll 1$ at v_X is important. Its contribution to the inflaton potential at high energies through the RG evolution is negligibly small [7].

Since we are interested in the case with $m_\phi^2 \ll m_h^2$ and $\lambda_{\text{mix}} \ll 1$, we find

$$\theta \simeq \frac{v_h}{v_X} = \frac{\sqrt{16\pi\alpha_X} v_h}{m_{Z'}} \ll 1. \quad (11)$$

The mass eigenvalues are given by

$$\begin{aligned} m_{\tilde{\phi}}^2 &= m_\phi^2 + (m_\phi^2 - m_h^2) \frac{\sin^2 \theta}{1 - 2 \sin^2 \theta} \simeq m_\phi^2 - m_h^2 \theta^2, \\ m_{\tilde{h}}^2 &= m_h^2 - (m_\phi^2 - m_h^2) \frac{\sin^2 \theta}{1 - 2 \sin^2 \theta} \simeq m_h^2. \end{aligned} \quad (12)$$

For the parameter region which will be searched by FASER, we find $m_{\tilde{\phi}, \tilde{h}} \simeq m_{\phi, h}$ and $\tilde{\phi}, \tilde{h} \simeq \phi, h$. For notational simplicity, we will refer to the mass eigenstates without using *tilde* in the rest of this letter. Note that for a fixed value of $m_N/m_{Z'}$, the inflaton mass (m_ϕ) and its mixing angle with the Higgs field (θ) are uniquely determined by $\overline{\alpha_X}$ and $m_{Z'}$ with Eqs. (6) and (11).

non-minimal quartic inflation: We here give a brief review on non-minimal quartic inflation with the action in the Jordan frame:

$$\mathcal{S}_J = \int d^4x \sqrt{-g} \left[-\frac{1}{2} f(\phi) \mathcal{R} + \frac{1}{2} g^{\mu\nu} (\partial_\mu \phi) (\partial_\nu \phi) - V_J(\phi) \right], \quad (13)$$

where ϕ is a real scalar field (inflaton), $f(\phi) = (1 + \xi \phi^2)$ with a real parameter $\xi > 0$, $V_J(\phi) = \lambda \phi^4/4$ is the inflaton quartic potential, and the reduced Planck mass of $M_P = 2.44 \times 10^{18}$ GeV is set to be 1 (Planck unit). Using the transformation of $f(\phi) g_{\mu\nu} = g_{E\mu\nu}$, the action in the Einstein frame is described as

$$S_E = \int d^4x \sqrt{-g_E} \left[-\frac{1}{2} \mathcal{R}_E + \frac{1}{2} g_E^{\mu\nu} (\partial_\mu \sigma) (\partial_\nu \sigma) - V_E(\phi(\sigma)) \right], \quad (14)$$

where $V_E(\phi(\sigma)) = V_J(\phi)/f(\phi)^2$, and σ is a canonically normalized scalar field (inflaton in the Einstein frame) which is related to the original field ϕ by

$$\left(\frac{d\sigma}{d\phi} \right)^2 = \frac{1 + \xi(6\xi + 1)\phi^2}{(1 + \xi\phi^2)^2}. \quad (15)$$

Using Eq. (15), we can express the slow-roll inflation parameters in the Einstein frame as

$$\begin{aligned} \epsilon(\phi) &= \frac{1}{2} \left(\frac{V'_E}{V_E \sigma'} \right)^2, \\ \eta(\phi) &= \frac{V''_E}{V_E (\sigma')^2} - \frac{V'_E \sigma''}{V_E (\sigma')^3}, \\ \zeta(\phi) &= \left(\frac{V'_E}{V_E \sigma'} \right) \left(\frac{V'''_E}{V_E (\sigma')^3} - 3 \frac{V''_E \sigma''}{V_E (\sigma')^4} \right. \\ &\quad \left. + 3 \frac{V'_E (\sigma'')^2}{V_E (\sigma')^5} - \frac{V'_E \sigma'''}{V_E (\sigma')^4} \right), \end{aligned} \quad (16)$$

ξ	ϕ_0/M_P	ϕ_e/M_P	n_s	r	$\alpha(10^{-4})$	λ
0	20.2	2.83	0.941	0.314	-11.5	2.45×10^{-13}
0.00527	20.05	2.77	0.954	0.1	-9.74	7.83×10^{-13}
0.00978	19.84	2.73	0.957	0.064	-9.06	1.26×10^{-13}
0.119	15.75	2.06	0.961	0.010	-7.70	1.97×10^{-12}
1	7.82	1.00	0.962	0.0049	-7.51	6.56×10^{-10}
10	2.65	0.337	0.962	0.0043	-7.49	5.70×10^{-8}

TABLE II. Inflationary predictions for various ξ values and $N_0 = 50$. The region $\xi < 0.00642$ ($r > 0.064$) is excluded by the Planck 2018 result.

where a *prime* denotes a derivative with respect to ϕ . The slow-roll inflation takes place when $\epsilon, |\eta|, \zeta \ll 1$. The amplitude of the curvature perturbation,

$$\Delta_{\mathcal{R}}^2 = \frac{V_E(\phi)}{24\pi^2 \epsilon(\phi)} \Big|_{k_0}, \quad (17)$$

should satisfy $\Delta_{\mathcal{R}}^2 = 2.099 \times 10^{-9}$ from the Planck 2018 result [11] for the pivot scale $k_0 = 0.05 \text{ Mpc}^{-1}$. The number of e-folds is evaluated by

$$N_0 = \frac{1}{\sqrt{2}} \int_{\phi_e}^{\phi_0} d\phi \frac{\sigma'}{\sqrt{\epsilon(\phi)}} \quad (18)$$

where ϕ_0 is the inflaton value at the horizon exit of the scale corresponding to k_0 , and ϕ_e is the inflaton value at the end of inflation, which is defined by $\epsilon(\phi_e) = 1$. In our analysis, we fix $N_0 = 50$ to solve the horizon and flatness problems.

The inflationary predictions for the scalar spectral index (n_s), the tensor-to-scalar ratio (r), and the running of the spectral index ($\alpha = \frac{dn_s}{d \ln k}$), are given by

$$n_s = 1 - 6\epsilon + 2\eta, \quad r = 16\epsilon, \quad \alpha = 16\epsilon\eta - 24\epsilon^2 - 2\zeta, \quad (19)$$

which are evaluated at $\phi = \phi_0$. Using $\Delta_{\mathcal{R}}^2 = 2.099 \times 10^{-9}$ and $N_0 = 50$, the inflationary predictions, λ , ϕ_0 and ϕ_e are determined as a function of the non-minimal gravitational coupling ξ . Based on unitarity arguments [20], we only consider $\xi < 10$. Our results are summarized in Table II.

Non-minimal $U(1)_X$ Higgs inflaton: By introducing the non-minimal gravitational coupling of $-\xi(\Phi^\dagger \Phi) \mathcal{R}$, we identify the $U(1)_X$ Higgs field with the inflaton field in Eq. (13). Since $\phi \gg v_X$ during inflation, we approximate the Higgs potential by its quartic potential in the following inflationary analysis.

For the inflation analysis, we employ the renormalization group (RG) improved effective potential of the form [21],

$$V(\phi) = \frac{1}{4} \lambda_\Phi(\phi) \phi^4, \quad (20)$$

where $\lambda_\Phi(\phi)$ is the solution to the following RG equations at the 1-loop level:

$$\begin{aligned}\frac{d\lambda_\Phi}{d\ln\phi} &= \beta_\lambda \simeq 96\alpha_X^2 - 3\alpha_Y^2, \\ \frac{d\alpha_X}{d\ln\phi} &= \beta_g = \frac{72 + 64x_H + 41x_H^2}{12\pi}\alpha_X^2, \\ \frac{d\alpha_Y}{d\ln\phi} &= \beta_Y = \frac{1}{2\pi}\alpha_Y\left(\frac{5}{2}\alpha_Y - 6\alpha_X\right).\end{aligned}\quad (21)$$

Here, $\alpha_Y = Y_M^2/(4\pi)$ and we have identified ϕ with the renormalization scale along the inflation trajectory.

Since $\lambda_\Phi \ll 1$, the stationary condition in Eq. (5) implies that $g_X, Y_M \ll 1$. Hence, the RG evolutions of α_X and α_Y can be approximated as

$$\alpha_{X,Y}(\phi) \simeq \overline{\alpha_{X,Y}} + \overline{\beta_{g,Y}} \ln \left[\frac{\phi}{v_X} \right], \quad (22)$$

and accordingly,

$$\beta_\lambda(\phi) \simeq \overline{\beta_\lambda} + 2(96\overline{\alpha_X}\overline{\beta_g} - 3\overline{\alpha_Y}\overline{\beta_Y}) \ln \left[\frac{\phi}{v_X} \right]. \quad (23)$$

We now approximate the evolution of the quartic coupling by

$$\begin{aligned}\lambda_\Phi(\phi) &\simeq \left(\frac{11}{6} + \ln \left[\frac{\phi}{v_X} \right] \right) \overline{\beta_\lambda} \\ &+ (96\overline{\alpha_X}\overline{\beta_g} - 3\overline{\alpha_Y}\overline{\beta_Y}) \left(\ln \left[\frac{\phi}{v_X} \right] \right)^2.\end{aligned}\quad (24)$$

In the following analysis, we fix $m_N = m_{Z'}/3$ (or equivalently, $\overline{\alpha_Y} = 8\overline{\alpha_X}/9$) to satisfy the vacuum stability condition³. Using Eq. (24), the quartic coupling is determined as a function of ϕ , $\overline{\alpha_X}$, $m_{Z'}$ and x_H . On the other hand, in the inflation analysis, the inflationary predictions are controlled by only one parameter ξ . Once we fix a ξ value, ϕ_0 and $\lambda_\Phi(\phi_0)$ are completely fixed as listed in Table II. Hence, by using Eq. (24) we can express $\overline{\alpha_X}$ as a function of $m_{Z'}$ and x_H for a fixed value of ξ . In fact, for $\xi \lesssim 10$, we find that $\overline{\alpha_X}$ is almost independent of x_H , and the x_H dependence for inflationary predictions effectively drops off. Therefore, the inflationary predictions, $\overline{\alpha_X}$, $m_{Z'}$, m_ϕ and θ are directly related with each other through Eqs. (6), (11) and (24).

The ATLAS and the CMS collaborations have been searching for a narrow resonance at the LHC, and the most severe constraint on the Z' boson of our model has been obtained by the search with dilepton final states. The ATLAS collaboration has recently reported their final result of the LHC Run-2 with a 139 fb^{-1} integrated luminosity [22]. Following the analysis in Ref. [23], we

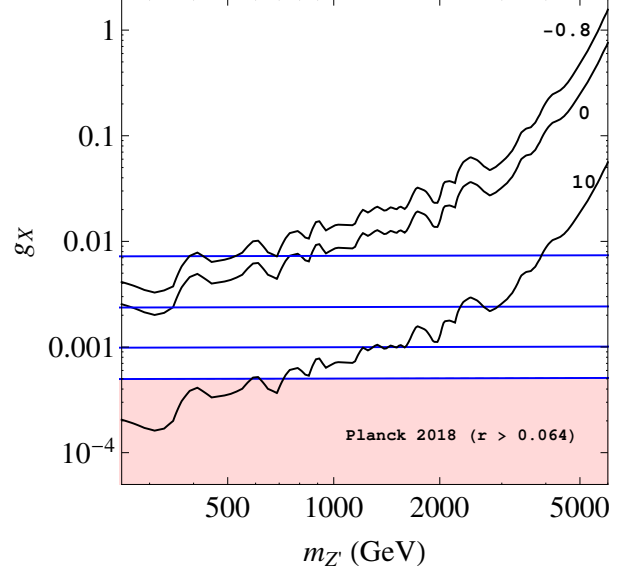


FIG. 1. The upper bounds on $\overline{g_X}$ from the ATLAS result for $x_H = -0.8, 0$ and 10 (the diagonal black lines from top to bottom), respectively. For $x_H = 0$, the horizontal blue lines from top to bottom correspond to $\xi = 10, 1.0, 0.12$, and 9.8×10^{-3} or equivalently, $r = 4.3 \times 10^{-3}, 4.9 \times 10^{-3}, 0.01$, and 0.064 , respectively. The red shaded region is excluded by the Planck 2018 measurements.

interpret the ATLAS result into an upper bound on $\overline{g_X}$ as a function of $m_{Z'}$ for a fixed x_H value. In Fig. 1, we show our results for $x_H = -0.8, 0$, and 10 (the diagonal black lines from top to bottom). The upper bounds depend on x_H values and roughly scale as $\overline{g_X}/|x_H|$ for $|x_H| \gtrsim 3$, while we find the LHC bound becomes weak for $x_H \sim -1$ [24]. In the figure, we also plot the contours for fixed ξ values. For $x_H = 0$, the horizontal blue lines from top to bottom correspond to $\xi = 10, 1.0, 0.12$, and 9.8×10^{-3} or equivalently, $r = 4.3 \times 10^{-3}, 4.9 \times 10^{-3}, 0.01$, and 0.064 , respectively. The red shaded region is excluded by the Planck 2018 measurement, $r > 0.064$. As discussed above, the inflationary predictions are almost independent of x_H for $|x_H| < 10$ and the horizontal lines represent the results for any values of x_H for $|x_H| < 10$. Fig. 1 indicates a complementarity between the LHC search for the Z' boson resonance and the inflationary predictions. Since the Z' boson production cross section is dominated by the narrow resonance point, the cross section is proportional to g_X^2 in the narrow decay width approximation. Hence, we naively expect that the upper bound on g_X^2 to scale as luminosity, so that the future bound on $g_X \simeq g_X(\text{current}) \times \sqrt{\frac{139/\text{fb}}{\mathcal{L}/\text{fb}}}$.

Searching for the inflaton at FASER: We are now ready to discuss the inflaton search at FASER and its complementarity to the cosmological constraints on the

³ As long as $m_N^4 \ll m_{Z'}^4/2$, our results remain unchanged. See. Eq. (6).

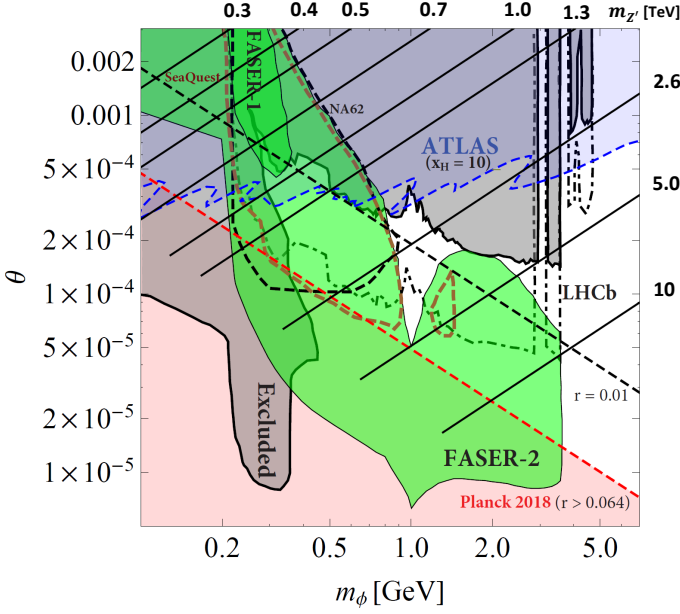


FIG. 2. The inflaton search reach at FASER (green shaded region) and the relation with other observables. The diagonal dashed lines correspond to $\xi = 9.8 \times 10^{-3}$ ($r = 0.064$) and $\xi = 0.12$ ($r = 0.01$), respectively, from left to right. The diagonal solid lines correspond to $m_{Z'} [\text{TeV}] = 0.3, 0.4, 0.5, 0.7, 1.0, 1.3, 2.6, 5.0$, and 10 , from top to bottom. The blue shaded region (labeled ATLAS) is excluded by the ATLAS result of the Z' boson search for $x_H = 10$, corresponding to the bottom solid line in Fig. 1. The red shaded region is excluded by the Planck 2018 measurements.

inflationary predictions. For a fixed ξ value, the inflationary predictions are fixed and $\overline{\alpha\overline{X}}$ is determined as a function of $m_{Z'}$, independently of x_H for $|x_H| < 10$. As a result, both the mass of inflaton (m_ϕ) and its mixing angle with the SM Higgs field (θ) are uniquely determined by the CW relations in Eqs. (6) and (11), respectively.

In Fig. 2, we show our results⁴ in (m_ϕ, θ) -plane, together with FASER search reach, the search reach of other planned/proposed experiments (contours with the names of experiments indicated), and the current excluded region (gray shaded) from CHARM [25]⁵, Belle [28] and LHCb [29] experiments, as shown in Ref. [3]. Here, to ensure the readability of Fig. 2, we have not shown the search reach of other experiments such as SHiP [30], MATHUSLA [31] and CODEX-b [32] presented in Ref. [3]. After our analysis, each point in FASER parameter space has a one-to-one correspondence with inflationary predictions and Z' boson search parameters.

⁴ The search reach and current experimental bound presented in Fig. 2 applies to any SM singlet scalar field.

⁵ The updated analysis in Ref. [26] shows that the bound on θ for $m_\phi \simeq 0.3$ GeV could be significantly relaxed. Also, see Refs. [27] for recently updated bounds for $m_\phi = \mathcal{O}(0.1)$ GeV.

$m_{Z'} [\text{TeV}]$	The range covered by FASER
0.7	$4.2 \times 10^{-3} \leq r \leq 9.0 \times 10^{-3}$
1.0	$8.4 \times 10^{-3} \leq r \leq 1.7 \times 10^{-2}$
1.3	$2.6 \times 10^{-3} \leq r \leq 9.9 \times 10^{-3}$
2.6	$1.3 \times 10^{-2} \leq r \leq 6.4 \times 10^{-2}$
5.0	$7.3 \times 10^{-3} \leq r \leq 6.4 \times 10^{-2}$
10	$1.1 \times 10^{-2} \leq r \leq 6.4 \times 10^{-2}$

TABLE III. The ranges of r which will be covered by FASER.

The diagonal dashed lines correspond to $\xi = 9.8 \times 10^{-3}$ ($r = 0.064$) and $\xi = 0.12$ ($r = 0.01$), respectively, from left to right. The light red shaded region ($r > 0.064$) is excluded by the Planck 2018 results. We find that the parameter region corresponding to the inflationary prediction $r \gtrsim 0.01$ can be searched by FASER 2 in the future, a part of which is already excluded the Planck 2018 result. For a fixed $m_{Z'}$, we can obtain a relation between m_ϕ and θ through $\overline{\alpha\overline{X}}$ (recall, again, that this relation is almost independent of x_H values for $|x_H| < 10$). In Fig. 2, the diagonal solid lines correspond to $m_{Z'} [\text{TeV}] = 0.3, 0.4, 0.5, 0.7, 1.0, 1.3, 2.6, 5.0$, and 10 , from top to bottom. A point on a solid line corresponds to a fixed value of ξ , or equivalently, r . Along each line, the ξ (r) value increases (decreases) from left to right. For example, the left (right) diagonal dashed lines denote $r = 0.0064$ and $r = 0.01$. In Table III, for various $m_{Z'}$ values, we have listed the range of the predicted tensor-to-scalar ratio (r) which will be covered by FASER. The blue shaded region (labeled ATLAS) is excluded by the ATLAS result of the Z' boson search for $x_H = 10$, corresponding to the bottom solid line in Fig. 1. The excluded regions for $x_H = -0.8$ and $x_H = 0$ (the $B - L$ model limit) correspond to $\theta > 10^{-3}$, and thus they are covered by the gray shaded region.

Inflaton decay and reheat temperature: To complete our discussion of inflation scenario, let us now discuss reheating after inflation which proceeds via decay of the inflaton to SM particles. In our case, the inflaton decays into light SM fermions through the mixing with the SM Higgs boson. Using Eq. (8), the decay width of the inflaton into SM particles can be expressed as

$$\Gamma(\phi \rightarrow SM) \simeq \theta^2 \times \Gamma_{SM}(m_\phi), \quad (25)$$

respectively, where $\Gamma_{SM}(m_\phi)$ is the total decay width of the SM Higgs boson if its mass were m_ϕ . Using the inflaton decay width, we estimate the reheat temperature by

$$T_R = \left(\frac{90}{\pi^2 g_*} \right)^{1/4} \sqrt{\Gamma(\phi \rightarrow SM) \times M_P}, \quad (26)$$

where g_* is the total effective degrees of freedom of thermal plasma. Therefore, the reheat temperature is also determined by the two parameters m_ϕ and θ used in the

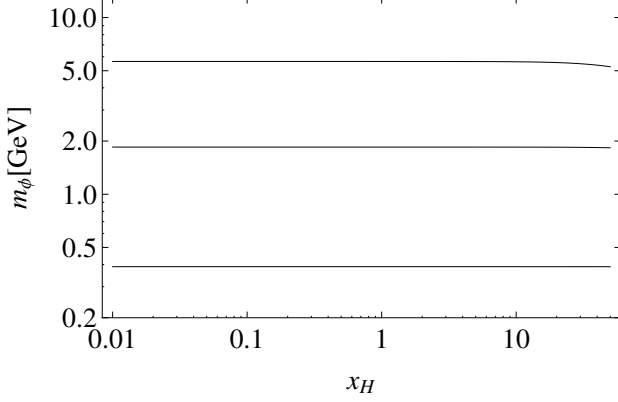


FIG. 3. For fixed $m_{Z'} = 2$ TeV, the horizontal solid lines from top to bottom correspond to $\xi = 10, 1.0$, and 9.8×10^{-3} or equivalently, $r = 4.3 \times 10^{-3}, 4.9 \times 10^{-3}$, and 0.064 , respectively.

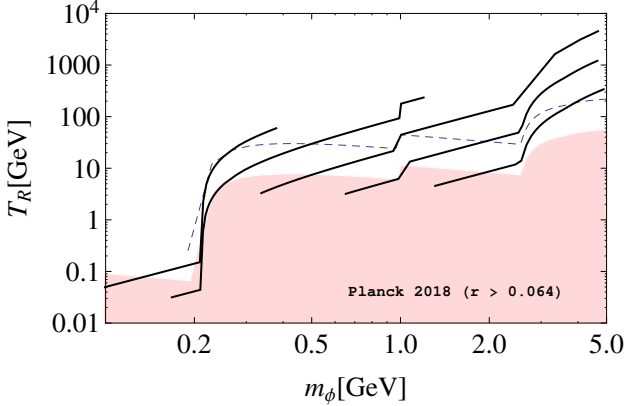


FIG. 4. For $x_H = 0$, the solid lines from left to right correspond to T_R contours for fixed $m_{Z'} [\text{TeV}] = 0.7, 1.3, 2.6, 5.0$, and 10 , respectively. The red shaded region is excluded by the Planck 2018 measurements corresponding to $r > 0.064$ while the dashed lines correspond to $\xi = 0.12$ ($r = 0.01$).

preceding analysis. Both m_ϕ and θ are uniquely determined by ξ , x_H and $m_{Z'}$ values. In Fig. 3, we show m_ϕ as a function of x_H for fixed $m_{Z'} = 2$ TeV. The horizontal solid lines from top to bottom correspond to $\xi = 10, 1.0$, and 9.8×10^{-3} or equivalently, $r = 4.3 \times 10^{-3}, 4.9 \times 10^{-3}$, and 0.064 , respectively. We see that m_ϕ is independent of x_H for $x_H \leq 10$.

In Fig. 4, we show T_R as a function of m_ϕ for fixed $x_H = 0$. The lines from left to right correspond to contours for fixed $m_{Z'} [\text{TeV}] = 0.7, 1.3, 2.6, 5.0$, and 10 , respectively. The red shaded region corresponds to $\xi = 9.8 \times 10^{-3}$ ($r > 0.064$) and is excluded by the Planck 2018 measurements. The dashed line corresponds to $\xi = 0.12$ ($r = 0.01$). For each contours in Fig. 4, we have constrained the inflaton

mass to lie in the range $0.1 < m_\phi [\text{GeV}] \leq 5$ and the mixing angle satisfies $\theta < 10^{-3}$. For a fixed value of m_ϕ , there is a one-to-one correspondence between the reheating temperature T_R in Fig. 4 and the mixing angle θ in Fig. 2. Let us approximate the decay width

$$\Gamma_{SM}(m_\phi) \simeq \frac{N_c}{8\pi} \left(\frac{m_f}{v_h} \right)^2 m_\phi, \quad (27)$$

where N_c is the color factor for the fermion and anti-fermion in the final state with a mass $m_f < m_\phi/2$. Together with Eqs. (25) and (26), we obtain

$$\theta \simeq \frac{8.23 \times 10^{-5}}{\sqrt{N_c}} \left(\frac{0.1}{m_f} \right) \left(\frac{T_R}{5} \right) \left(\frac{1}{\sqrt{m_\phi}} \right), \quad (28)$$

where m_f , T_R , and m_ϕ are in GeV units.

In our analysis we have considered the number of e-folds N_0 as a free parameter and fixed $N_0 = 50$. However, N_0 is determined by T_R and tensor-to-scalar ratio r (or, equivalently the Hubble during the inflation) as

$$N_0 \simeq 49.21 + \frac{1}{6} \left(\frac{r}{0.01} \right) + \frac{1}{3} \left(\frac{T_R}{100 \text{ GeV}} \right) \quad (29)$$

This is consistent with our choice $N_0 = 50$. We have also checked that the inflationary prediction for a fixed ξ value weakly depends on N_0 values.

In conclusion, we have considered the non-minimal quartic inflation scenario in the minimal $U(1)_X$ model with classical conformal invariance, where the inflaton is identified with the $U(1)_X$ Higgs field. FASER can search for the inflaton when its mass and mixing angle with the SM Higgs field are in the range of $0.1 \lesssim m_\phi [\text{GeV}] \lesssim 4$ and $10^{-5} \lesssim \theta \lesssim 10^{-3}$. By virtue of the classical conformal invariance and the radiative $U(1)_X$ symmetry breaking via the Coleman-Weinberg mechanism, the inflaton search by FASER, the Z' boson resonance search at the LHC, and the future measurement of r are complementary to test our inflationary scenario.

Acknowledgements: This work is supported in part by the United States Department of Energy grant DE-S0012447 (N.O), DE-SC0013880 (D.R) and Bartol Research Grant BART-462114 (D.R).

* okadan@ua.edu

† draut@udel.edu

- [1] A. Ariga *et al.* [FASER Collaboration], “FASER: ForwArd Search Experiment at the LHC,” arXiv:1901.04468 [hep-ex]; A. Ariga *et al.* [FASER], “Technical Proposal for FASER: ForwArd Search Experiment at the LHC,” [arXiv:1812.09139 [physics.ins-det]].
- [2] J. L. Feng, I. Galon, F. Kling and S. Trojanowski, “Dark Higgs bosons at the ForwArd Search Experiment,” Phys. Rev. D **97**, no. 5, 055034 (2018) [arXiv:1710.09387 [hep-ph]].

- [3] A. Ariga *et al.* [FASER Collaboration], “FASER’s physics reach for long-lived particles,” *Phys. Rev. D* **99**, no. 9, 095011 (2019) [arXiv:1811.12522 [hep-ph]].
- [4] F. Bezrukov and D. Gorbunov, “Light inflaton Hunter’s Guide,” *JHEP* **1005**, 010 (2010) [arXiv:0912.0390 [hep-ph]].
- [5] S. Oda, N. Okada, D. Raut and D. s. Takahashi, “Non-minimal quartic inflation in classically conformal $U(1)_X$ extended standard model,” *Phys. Rev. D* **97**, no. 5, 055001 (2018) [arXiv:1711.09850 [hep-ph]].
- [6] L. Marzola and A. Racioppi, “Minimal but non-minimal inflation and electroweak symmetry breaking,” *JCAP* **1610**, 010 (2016) [arXiv:1606.06887 [hep-ph]].
- [7] S. Oda, N. Okada and D. s. Takahashi, “Classically conformal $U(1)'$ extended standard model and Higgs vacuum stability,” *Phys. Rev. D* **92**, no. 1, 015026 (2015) [arXiv:1504.06291 [hep-ph]]; A. Das, S. Oda, N. Okada and D. s. Takahashi, “Classically conformal $U(1)'$ extended standard model, electroweak vacuum stability, and LHC Run-2 bounds,” *Phys. Rev. D* **93**, no. 11, 115038 (2016) [arXiv:1605.01157 [hep-ph]].
- [8] S. R. Coleman and E. J. Weinberg, “Radiative Corrections as the Origin of Spontaneous Symmetry Breaking,” *Phys. Rev. D* **7**, 1888 (1973).
- [9] S. Iso, N. Okada and Y. Orikasa, “Classically conformal $B - L$ extended Standard Model,” *Phys. Lett. B* **676**, 81 (2009) [arXiv:0902.4050 [hep-ph]]; S. Iso, N. Okada and Y. Orikasa, “The minimal B-L model naturally realized at TeV scale,” *Phys. Rev. D* **80**, 115007 (2009) [arXiv:0909.0128 [hep-ph]].
- [10] W. A. Bardeen, “On naturalness in the standard model,” FERMILAB-CONF-95-391-T.
- [11] Y. Akrami *et al.* [Planck Collaboration], “Planck 2018 results. X. Constraints on inflation,” arXiv:1807.06211 [astro-ph.CO].
- [12] F. Bezrukov and D. Gorbunov, “Light inflaton after LHC8 and WMAP9 results,” *JHEP* **07**, 140 (2013) [arXiv:1303.4395 [hep-ph]].
- [13] R. Daido, F. Takahashi and W. Yin, “The ALP miracle: unified inflaton and dark matter,” *JCAP* **1705**, 044 (2017) [arXiv:1702.03284 [hep-ph]]; R. Daido, F. Takahashi and W. Yin, “The ALP miracle revisited,” *JHEP* **1802**, 104 (2018) [arXiv:1710.11107 [hep-ph]]; F. Takahashi and W. Yin, “ALP inflation and Big Bang on Earth,” *JHEP* **1907**, 095 (2019) [arXiv:1903.00462 [hep-ph]].
- [14] A. Davidson, “ $B-L$ as the Fourth Color, Quark - Lepton Correspondence, and Natural Masslessness of Neutrinos Within a Generalized W s Model,” *Phys. Rev. D* **20**, 776 (1979); R. N. Mohapatra and R. E. Marshak, “Local B-L Symmetry of Electroweak Interactions, Majorana Neutrinos and Neutron Oscillations,” *Phys. Rev. Lett.* **44**, 1316 (1980) Erratum: [*Phys. Rev. Lett.* **44**, 1643 (1980)]; “Quark - Lepton Symmetry and B-L as the $U(1)$ Generator of the Electroweak Symmetry Group,” *Phys. Lett.* **91B**, 222 (1980); C. Wetterich, “Neutrino Masses and the Scale of B-L Violation,” *Nucl. Phys. B* **187**, 343 (1981); A. Masiero, J. F. Nieves and T. Yanagida, “ $B-L$ Violating Proton Decay and Late Cosmological Baryon Production,” *Phys. Lett.* **116B**, 11 (1982); R. N. Mohapatra and G. Senjanovic, “Spontaneous Breaking of Global $B - L$ Symmetry and Matter-Antimatter Oscillations in Grand Unified Theories,” *Phys. Rev. D* **27**, 254 (1983); W. Buchmuller, C. Greub and P. Minkowski, “Neutrino masses, neutral vector bosons and the scale of B-L breaking,” *Phys. Lett. B* **267**, 395 (1991).
- [15] P. Minkowski, “ $\mu \rightarrow e\gamma$ at a Rate of One Out of 10^9 Muon Decays?,” *Phys. Lett.* **67B**, 421 (1977); T. Yanagida, in *Proceedings of the Workshop on the Unified Theory and the Baryon Number in the Universe* (O. Sawada and A. Sugamoto, eds.), KEK, Tsukuba, Japan, 1979, p. 95; M. Gell-Mann, P. Ramond, and R. Slansky, *Supergravity* (P. van Nieuwenhuizen et al. eds.), North Holland, Amsterdam, 1979, p. 315; S. L. Glashow, *The future of elementary particle physics*, in *Proceedings of the 1979 Cargèse Summer Institute on Quarks and Leptons* (M. Lévy et al. eds.), Plenum Press, New York, 1980, p. 687; R. N. Mohapatra and G. Senjanović, “Neutrino Mass and Spontaneous Parity Violation,” *Phys. Rev. Lett.* **44**, 912 (1980); J. Schechter and J. W. F. Valle, “Neutrino Masses in $SU(2) \times U(1)$ Theories,” *Phys. Rev. D* **22**, 2227 (1980).
- [16] LEP and ALEPH and DELPHI and L3 and OPAL Collaborations and LEP Electroweak Working Group and SLD Electroweak Group and SLD Heavy Flavor Group, “A Combination of preliminary electroweak measurements and constraints on the standard model,” hep-ex/0312023.
- [17] M. Carena, A. Daleo, B. A. Dobrescu and T. M. P. Tait, “ Z' gauge bosons at the Tevatron,” *Phys. Rev. D* **70**, 093009 (2004) [hep-ph/0408098].
- [18] S. Schael *et al.* [ALEPH and DELPHI and L3 and OPAL and LEP Electroweak Collaborations], “Electroweak Measurements in Electron-Positron Collisions at W-Boson-Pair Energies at LEP,” *Phys. Rept.* **532**, 119 (2013) [arXiv:1302.3415 [hep-ex]].
- [19] J. Heeck, “Unbroken $B - L$ symmetry,” *Phys. Lett. B* **739**, 256 (2014) [arXiv:1408.6845 [hep-ph]].
- [20] C. P. Burgess, H. M. Lee and M. Trott, “Power-counting and the Validity of the Classical Approximation During Inflation,” *JHEP* **0909**, 103 (2009) [arXiv:0902.4465 [hep-ph]]; C. P. Burgess, H. M. Lee and M. Trott, “Comment on Higgs Inflation and Naturalness,” *JHEP* **1007**, 007 (2010) [arXiv:1002.2730 [hep-ph]]; J. L. F. Barbon and J. R. Espinosa, “On the Naturalness of Higgs Inflation,” *Phys. Rev. D* **79**, 081302 (2009) [arXiv:0903.0355 [hep-ph]]; M. P. Hertzberg, “On Inflation with Non-minimal Coupling,” *JHEP* **1011**, 023 (2010) [arXiv:1002.2995 [hep-ph]].
- [21] For a review, see M. Sher, “Electroweak Higgs Potentials and Vacuum Stability,” *Phys. Rept.* **179**, 273 (1989).
- [22] G. Aad *et al.* [ATLAS Collaboration], “Search for high-mass dilepton resonances using 139 fb^{-1} of pp collision data collected at $\sqrt{s} = 13 \text{ TeV}$ with the ATLAS detector,” *Phys. Lett. B* **796**, 68 (2019) [arXiv:1903.06248 [hep-ex]].
- [23] A. Das, P. S. B. Dev and N. Okada, “Long-Lived TeV-Scale Right-Handed Neutrino Production at the LHC in Gauged $U(1)_X$ Model,” arXiv:1906.04132 [hep-ph].
- [24] N. Okada and S. Okada, “ Z' -portal right-handed neutrino dark matter in the minimal $U(1)_X$ extended Standard Model,” *Phys. Rev. D* **95**, no. 3, 035025 (2017) [arXiv:1611.02672 [hep-ph]].
- [25] F. Bergsma *et al.* [CHARM Collaboration], “Search for Axion Like Particle Production in 400-GeV Proton - Copper Interactions,” *Phys. Lett.* **157B**, 458 (1985);
- [26] M. W. Winkler, “Decay and detection of a light scalar boson mixing with the Higgs boson,” *Phys. Rev. D* **99**, no. 1, 015018 (2019) [arXiv:1809.01876 [hep-ph]].

- [27] The MicroBooNE Collaboration, “Search for a Higgs Portal scalar decaying to electron-positron pairs in MicroBooNE,” MICROBOONE-NOTE-1092-PUB; D. Egana-Ugrinovic, S. Homiller and P. Meade, *Phys. Rev. Lett.* **124**, no.19, 191801 (2020) [arXiv:1911.10203 [hep-ph]]; S. Foroughi-Abari and A. Ritz, “LSND Constraints on the Higgs Portal,” *Phys. Rev. D* **102**, no.3, 035015 (2020) [arXiv:2004.14515 [hep-ph]]; E. Cortina Gil *et al.* [NA62], “Search for π^0 decays to invisible particles,” [arXiv:2010.07644 [hep-ex]]; G. Ruggiero, “New Result on $K^+ \rightarrow \pi^+ \nu \bar{\nu}$ from the NA62 Experiment,” *J. Phys. Conf. Ser.* **1526**, no.1, 012003 (2020).
- [28] J.-T. Wei *et al.* [Belle Collaboration], “Measurement of the Differential Branching Fraction and Forward-Backward Asymmetry for $B \rightarrow K^{(*)} \ell^+ \ell^-$,” *Phys. Rev. Lett.* **103**, 171801 (2009) [arXiv:0904.0770 [hep-ex]].
- [29] R. Aaij *et al.* [LHCb Collaboration], “Search for hidden-sector bosons in $B^0 \rightarrow K^{*0} \mu^+ \mu^-$ decays,” *Phys. Rev. Lett.* **115**, no. 16, 161802 (2015) [arXiv:1508.04094 [hep-ex]]; R. Aaij *et al.* [LHCb Collaboration], “Search for long-lived scalar particles in $B^+ \rightarrow K^+ \chi(\mu^+ \mu^-)$ decays,” *Phys. Rev. D* **95**, no. 7, 071101 (2017) [arXiv:1612.07818 [hep-ex]].
- [30] S. Alekhin, W. Altmannshofer, T. Asaka, B. Batell, F. Bezrukov, K. Bondarenko, A. Boyarsky, K. Y. Choi, C. Corral and N. Craig, *et al.* “A facility to Search for Hidden Particles at the CERN SPS: the SHiP physics case,” *Rept. Prog. Phys.* **79**, no.12, 124201 (2016) [arXiv:1504.04855 [hep-ph]].
- [31] J. A. Evans, “Detecting Hidden Particles with MATHUSLA,” *Phys. Rev. D* **97**, no.5, 055046 (2018) [arXiv:1708.08503 [hep-ph]]; D. Curtin, M. Drewes, M. McCullough, P. Meade, R. N. Mohapatra, J. Shelton, B. Shuve, E. Accomando, C. Alpigiani and S. Antusch, *et al.* “Long-Lived Particles at the Energy Frontier: The MATHUSLA Physics Case,” *Rept. Prog. Phys.* **82**, no.11, 116201 (2019) [arXiv:1806.07396 [hep-ph]].
- [32] V. V. Gligorov, S. Knapen, M. Papucci and D. J. Robinson, “Searching for Long-lived Particles: A Compact Detector for Exotics at LHCb,” *Phys. Rev. D* **97**, no.1, 015023 (2018) [arXiv:1708.09395 [hep-ph]].