

PROFET: Construction and Inference of DBNs Based on Mathematical Models *

Hamda Ajmal, Michael Madden and Catherine Enright

School of Computer Science, National University of Ireland Galway
h.ajmal1@nuigalway.ie, michael.madden@nuigalway.ie, cathenright@gmail.com

Abstract

This paper presents, evaluates, and discusses a new software tool to automatically build Dynamic Bayesian Networks (DBNs) from ordinary differential equations (ODEs) entered by the user. The DBNs generated from ODE models can handle both data uncertainty and model uncertainty in a principled manner. The application, named PROFET, can be used for temporal data mining with noisy or missing variables. It enables automatic re-estimation of model parameters using temporal evidence in the form of data streams. For temporal inference, PROFET includes both standard fixed time step particle filtering and its extension, adaptive-time particle filtering algorithms. Adaptive-time particle filtering enables the DBN to automatically adapt its time step length to match the dynamics of the model. We demonstrate PROFET's functionality by using it to infer the model variables by estimating the model parameters of four benchmark ODE systems. From the generation of the DBN model to temporal inference, the entire process is automated and is delivered as an open-source platform-independent software application with a comprehensive user interface. PROFET is released under the Apache License 2.0. Its source code, executable and documentation are available at <http://profet.it.nuigalway.ie>.

1 Introduction

Mathematical models of physical systems are widely available in many domains (Ottesen et al., 2004). These embody existing expert knowledge and can be considered sufficient statistics of all prior experimentation in the domain. ODE models are generally available in mathematical, engineering and biological textbooks and research publications.

Although these models have proven to be quite useful in many domains, they typically describe general population-level behaviors. For example, a large number of ODE models have been published to investigate various dynamic aspects of cancer tumor growth and treatment (Eisen, 2013). However, parameterization of these models is generic, typically done in a theoretical manner or based on laboratory data or literature-derived data. Therefore, they often fail to capture specific clinical scenarios. An individual patient's unique parameters can be considerably different from those of a population based model. To describe individuals, model parameters must be re-calibrated using observations of the individual. However, the observed data may be missing or noisy, or it could be sparse or infrequent relative to the dynamics of the underlying system thus, making individualisation a challenging task. While ODE models are useful to understand the general treatments concepts, they are still not used for prescribing *personalized* treatment regimes at the clinical level (Agur et al., 2014).

Moreover, ODE models are completely deterministic with respect to their behavior, given a certain set of initial conditions (Vodovotz et al., 2009). Most real-world systems are rarely completely deterministic and they always contain some level of randomness or noise in them. The stochastic behavior of many real world systems indicates the need to account for stochasticity in ODE models.

On the other hand, DBNs are well suited to handle uncertainty in a probabilistic fashion. However, discover-

*To cite this paper, please use this full conference citation: Hamda Ajmal, Michael Madden and Catherine Enright. PROFET: Construction and Inference of DBNs Based on Mathematical Models. In *Proceedings of the 14th UAI Bayesian Modelling Applications Workshop (BMAW 2017)*, co-located with the 33rd Conference on Uncertainty in Artificial Intelligence (UAI 2017) Sydney, Australia, 2017.

ing the structure of a DBN is a challenging task. While parameters are often learned from data, most DBN structures are constructed by hand, using knowledge elicited from domain experts (Chatterjee and Russell, 2010), which is a difficult and a time-consuming process (Lucas et al., 2004).

Previous research work in our research group Enright et al. (2013, 2011, 2013) has shown that mathematical models in the form of ODEs can be encapsulated into DBNs that incorporate a first order Euler solver, and can infer model values in future time slices. DBNs can reason efficiently with this powerful combination of domain knowledge and real-time data. They explicitly model measurement uncertainty and parameter uncertainty, allowing model parameters to be adjusted from initial approximate values to their correct values using real-time evidence. By doing this, the knowledge elicitation bottleneck is bypassed. The technique was previously applied to the problem of modeling glycaemia in patients in an Intensive Care Unit (Enright et al., 2010), producing promising results.

This paper makes three key contributions. Firstly, we present a software application, PROFET, that automates the process of: (a) converting an ODE model to a DBN incorporating a first order Euler solver; and (b) inferring model values in future time slices using both standard fixed time step particle filtering (Gordon et al., 1993) and adaptive-time particle filtering (Enright et al., 2011) algorithms. Secondly, we evaluate PROFET by inferring model variables of four benchmark ODE models. Finally, we discuss various factors that impact the overall accuracy and performance of DBN inference.

Without PROFET, the process of generating a DBN from an ODE model is time-consuming and requires a detailed understanding of the underlying mathematics, as it involves the laborious and error-prone tasks of parsing the mathematical equations, creating the DBN manually, and writing code to execute the inference algorithms. PROFET automates the complete methodology and it can be used by researchers to carry out probabilistic inference from DBNs derived from mathematical models in any application domain.

2 DBNs for Mathematical Models

Mathematical models of different physical systems are generally available in the form of ODEs in domains such as mathematics, engineering, biology and biomedicine. These mathematical models embody existing expert knowledge. However, as discussed earlier, they are usually idealizations as they attempt to describe a system's general dynamics, which can result in over-

simplification and invite exception (Matos et al., 2001).

2.1 Building the DBN Structure

In order to *individualize* a general mathematical model to a specific case, PROFET automatically maps it into a DBN. The DBN framework explicitly models noise as measurement and parameter uncertainty and then reduces the uncertainty over time by individualizing model parameters using temporal evidence. We automate the methodology we proposed in Enright et al. (2013) to map a system of ODEs to a DBN which can also be expanded to reason effectively with noisy and temporal data. This methodology is described below with the help of an example.

Consider an Initial Value Problem: find $X(t), Y(t), Z(t)$ such that $X(t_0), Y(t_0), Z(t_0)$ are given and,

$$\begin{aligned}\frac{dX}{dt} &= a.X(t) + Y(t).Z(t) \\ \frac{dY}{dt} &= b(Y(t) - Z(t)) \\ \frac{dZ}{dt} &= c.Y(t) - Z(t) - X(t).Y(t)\end{aligned}\quad (2)$$

for all $t > t_0$. This first order ODE system is known as the Lorenz model. We will revisit this model in Section 4.4 for details. Here, X, Y and Z are the model variables and a, b, c, d are the constant parameters. With PROFET the user simply enters the mathematical equations and the DBN structure is automatically built. The DBN approximates the values of model variables at times t_1, t_2, t_3, \dots using Euler's method, that is:

$$X_{i+1} = X_i + h_i \frac{dX_i}{dt} \quad (3)$$

for $i = 0, 1, \dots$, where $h_i = t_{i+1} - t_i$. Thus, the rate of change of X at step i is

$$\frac{dX_i}{dt} = \frac{X_{i+1} - X_i}{h_i} =: \Delta X_i \quad (4)$$

and we can rewrite (3) as

$$X_{i+1} = X_i + h_i \Delta X_i \text{ for all } i = 0, 1, \dots \quad (5)$$

The same steps are followed to evaluate the values of model variables Y and Z . Figure 1 shows a graph of a DBN derived by PROFET from the Lorenz ODE model (2). The differentials are represented using an Euler approximation by mapping (4) and (5) directly to the six deterministic nodes, $\Delta X, X, \Delta Y, Y, \Delta Z, Z$. The parents of the nodes $\Delta X, \Delta Y, \Delta Z$ are set to be all the terms needed to evaluate them using (4), in the same time slice of the DBN. In each time slice, the values of X_{i+1}, Y_{i+1} and Z_{i+1} are evaluated using (5); hence the parents of nodes X, Y, Z are set to be themselves and their corresponding Δ nodes from the previous time slice. Extra inter-slice arcs on nodes a, b, c, d allow parameters to

be tuned to the evidence over time. Model parameters are modeled as continuous nodes. The probability distributions on these nodes depend on the individual ODE model being incorporated.

PROFET automates this methodology for any system of ODEs. It creates a sub-net for each equation in the model and adds dependencies between them, as dictated by the terms appearing in the right hand side of the equations.

2.2 Measurement Uncertainty of Observed Data

The DBN provides a natural framework to deal with noisy data. The observed value of a variable that is to be approximated may contain an amount of measurement error. Following the algorithm we proposed in Enright et al. (2013), PROFET creates a separate node in the DBN for each observed value, which is dependent on its corresponding true value node. The observed variable nodes are continuous nodes; for each one, its mean (μ) is the value of its parent node representing a true value and its standard deviation (σ) represents measurement uncertainty. Similarly, the actual inputs to a system may differ from the intended inputs, which are observed, and so a separate node for the intended (observed) input is added to the DBN. The true value node is conditionally dependent on its corresponding intended-value node. In the Lorenz model example, we assume that the values of X are observed. It can be seen in Figure 1 that an extra evidence node (black) is present in the model to represent the relationship between observed value of the variable X and its true value.

2.3 Model Parameter Re-Estimation

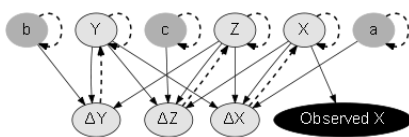


Figure 1: Lorenz ODE model transformed to a DBN incorporating first order Euler solver.

The ODE model parameters are represented as continuous nodes in the DBN. They are allowed to vary in each time step. The value of a model parameter at each time step is conditionally dependent on its previous value, as shown by the dashed arcs in Figure 1; they can therefore converge to values appropriate to the individual case over time, based on evidence from the temporal data streams.

A user begins by entering some initial estimate of the ODE model parameters distributions. The values of the distribution of the model parameters can often be obtained from published literature. If there are no published

values or if the published population differs from the current population under study, a reasonable guess can be made or the ODE model parameters can be learned from the data from a group of observations using standard ODE model fitting techniques. As currently implemented, model parameters can have Uniform, Truncated Gaussian or Linear Gaussian distributions.

2.4 Evidence

In PROFET, evidence can be defined as either continuous (which remains constant until a new value is reported) or instantaneous (where a value is specified for each moment in time). To account for noise, as was discussed in Section 3.2, PROFET models observed nodes as continuous distributions whose mean (μ) is the parent's node value, the true variable value and whose standard deviation (σ) represents measurement uncertainty. This σ can be configured by the user. Users can add continuous/instantaneous temporal data streams as evidence before running inference.

2.5 Temporal Inference

Two types of inference algorithms are implemented, fixed time step particle filtering, originally proposed by Gordon et al. (1993) and adaptive-time particle filtering as we proposed in Enright et al. (2013). In fixed time step particle filtering, the step size is chosen by the user. To minimize the numerical error, the step size chosen must be sufficiently small. Results are to be reported at each step while filtering and prediction are carried out. But reducing the step size increases computational cost, so a trade-off must be made. This can be a challenge for stiff problems where very small step sizes are required, so inference quickly becomes inefficient.

To overcome this limitation, PROFET also implements the adaptive-time particle filtering. The user specifies the intervals at which the results should be reported, and the adaptive-time inference algorithm automatically adopts a suitable time step that may be smaller than this. It aims to control the numeric error introduced at each time step, while minimizing run-times. To make this possible, the local error must be estimated which is done using delta nodes. This estimated error is compared to a prescribed tolerance. If the tolerance is met, the current step is accepted and a new step size is proposed for the next step, which may be bigger. If the tolerance is exceeded, the current step is rejected and a reduced step size is proposed. Both algorithms are described in detail in Enright et al. (2013). Results of the inference are saved and can be displayed in form of a graph inside PROFET, making it easier for users to comprehend and analyze.

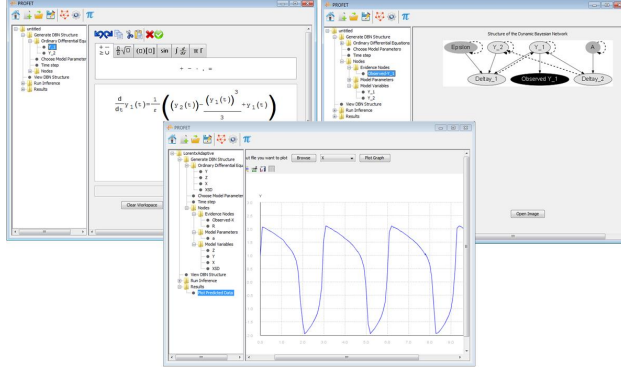


Figure 2: Screenshots of PROFET GUI. Left: Drag and drop equation editor. Right: Graphical depiction of resultant DBN. Centre: Graph of inferred data.

3 Other Features of PROFET

Figure 2 shows some screenshots of the PROFET GUI. Users can enter ODEs via a drag-and-drop equation editor which is based on DragMath (Sangwin, 2011), modified with the authors’ permission. The equations are automatically parsed into different types of DBN nodes and the DBN is constructed. The user has complete control over configuring model parameters.

PROFET uses GraphViz (Ellson et al., 2001) to draw DBNs in graphical form. The inferred data is summarized and can be displayed in form of chart, to facilitate analysis.

PROFET has been tested on Windows 7 and Ubuntu 14.04. Since it is developed in Java, it can run on any operating system that supports the Java Virtual Machine. The underlying algorithm for DBN structure construction and inference is written in Lisp.

4 Evaluation on Benchmark ODE Models

In this section, we present four small to medium sized ODE models that we will use to benchmark inference and model parameter estimation in PROFET. Three out of these four models are biological systems. We chose them because Dondelinger et al. (2013) applied their ODE model parameter inference methods to them. We evaluate the results of PROFET’s ODE model variable inference and model parameter re-estimation on these ODE models; however our experimental setup is different from that of Dondelinger et al. (2013). The essence of their work is to infer the ODE model parameters from multiple noisy time series. Our aim is to *individualize* the model parameters on a single time series data stream. Therefore, for each ODE model, our benchmark data is obtained using the R package deSolve. The values

of the model parameters and the initial state of model variables to generate the benchmark data are taken from Dondelinger et al. (2013). Instead of adding noise to the data, we assume that the true values of the ODE model parameters are unknown and must be inferred from the population values. In order for PROFET to discover the correct model parameters, evidence (which in these cases are the true values taken from the benchmark solutions) is incorporated.

PROFET automatically converts the ODE models to DBNs. In all of our experiments, the model parameter nodes are modeled as continuous nodes with linear Gaussian distributions. The initial state model distribution can be viewed as the distribution of the population values. To simulate a situation where we do not know the true values of model parameters and/or initial state model variables of the data, we assume that we have a rough idea of the population parameters. In Section 6, we discuss how users can set the population mean (μ) and the standard deviation (σ_i) of the model parameters for the initial state model. From one time step to the next, every model parameter is allowed to vary by setting μ equal to its value at the previous time step and its standard deviation σ_t on the transition model. Evidence for observed nodes is sampled from the benchmark data at different time points. To simulate a real world situation where evidence is sparse and infrequent, we deliberately sample evidence at sparse intervals. However, the evidence does not contain any noise.

In our experiments, we set the natural time step of the DBN equal to the step size used for ODE simulation to generate the benchmark data. For fixed time inference, we set the step size equal to the natural time step of the DBN. Particles are re-sampled and summarized at each step. For adaptive-time inference, our framework automatically selects an appropriate step size to match the dynamics of the system. For each experiment, we calculate Root Mean Square Error (RMSE) and Mean Absolute error (MAE) after an initial run-in period.

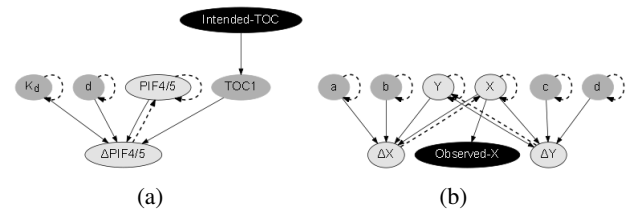


Figure 3: DBN structures for the ODE models (a) PIF4/5 model (b) Lotka-Volterra model

Table 1: Experimental Setup for Benchmark ODE models

	PIF4/5 Model			Lotka Volterra Model				Signal Transduction Cascade Model						Lorenz Model		
Natural time step	1			0.25				1						0.01		
Model Parameters	s	k_d	d	α	β	γ	δ	k_1	k_2	k_3	k_4	k_m	V	a	b	c
μ	0.7	0.50	1.3	2.2	1.15	4.2	0.8	0.09	0.3	0.08	0.3	0.1	0.04	-8/3	-10	28
σ_i	0.1	0.05	0.1	0.1	0.1	0.1	0.1	0.01	0.1	0.01	0.1	0.1	0.01	0	0	1.12
σ_t	0.01	0.01	0.01	0.05	0.05	0.05	0.05	0.001	0.01	0.001	0.01	0.01	0.001	0	0	0.1
Benchmark	1	0.46	1	2	1	4	1	0.07	0.6	0.05	0.3	0.017	0.3	-8/3	-10	28
Initial State	PIF4/5			S		W		S	Sd	R	RS	Rpp		X	Y	Z
Assumed	0.386			5		3		1	0	1	0	0		2	2	2
Benchmark	0.386			5		3		1	0	1	0	0		1	1	1
Inference	Fixed time step			Fixed time step				Fixed time step						Adaptive		
No. of samples	100,000			100,000				100,000						100,000		
Evidence times	[4,8,12,...,24]			[0.5,1.00,1.50,2.00]				[0,1,2,4,5,7,10,15,20,30,40,50,60,80,100]						[0.35,0.4,0.5...5]		
RMSE, MAE	0.070, 0.0353			0.287, 0.137				0.0085, 0.0053						0.250, 0.176		

4.1 The PIF4/5 Model

The DBN created from the PIF4/5 ODE model is shown in Figure 3a. Initial values of model variables are set to the true values that are used to generate the benchmark solution. Benchmark data is generated by simulating the complete Locke 2-loop model. All other variables are discarded except *PIF4/5* and *TOC1*. Evidence for the concentration of *TOC1* is sampled from the benchmark data at each time step and for *PIF4/5* at the time points shown in Table 1. As the evidence does not contain any noise, we set the standard deviation (σ) to a very small value, 0.01 to quantify the measurement uncertainty between the true value and the intended/observed values evidence nodes. The mean and the standard deviation of the likely values of the intended-*TOC1* node are calculated from data from the benchmark solution. We run the inference on the PIF4/5 model in PROFET from time $t = 0$ to $t = 24$ using standard fixed time step particle filtering using 100,000 particles. Complete details of experimental configuration and results are shown in Table 1. To validate the results, we compare the prediction accuracy of PROFET with the true benchmark solution. The graph in Figure 4a shows the comparison of benchmark solution and the predicted solution. It can be seen in the graph that the accuracy of the predicted values of *PIF4/5* concentration begins to improve as evidence is incorporated into the system. Even though incorrect model parameters are chosen at the outset, they are re-estimated at every time step and eventually converge to their true values. The RMSE and MAE of the predicted values of *PIF4/5* is calculated after first evidence is received at time $t = 4$ and are shown in Table 1.

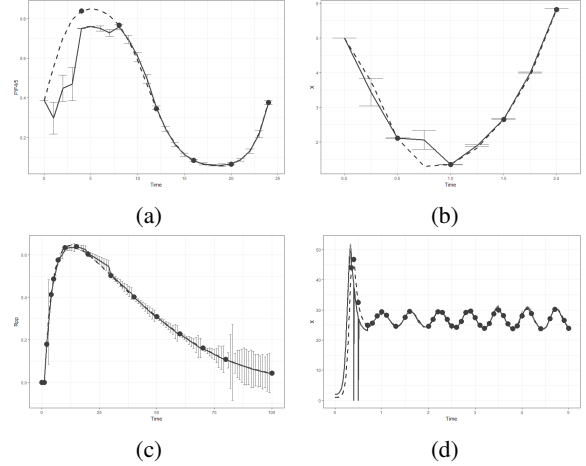


Figure 4: Predicted values of model variables in the ODE system. Dashed lines represent the benchmark solution. Solid lines are the predicted trajectories. Error bars show one standard deviation. Gray dots are the points where evidence is received. (a) The PIF4/5 model (b) Lotka-Volterra Model (c) The signal transduction cascade model (d) The Lorenz model

4.2 The Lotka-Volterra Predator Prey Model

We follow similar steps to those described in the previous section. The DBN constructed by PROFET is shown in Figure 3b. We run the inference on the Lotka-Volterra model in PROFET from time $t = 0$ to $t = 2$. Sparse evidence is provided from data of model variable X sampled from the benchmark solution. σ is set to 0.01. In Figure 4b, we can see that as evidence is incorporated into the system, the prediction accuracy of PROFET improves. Even though incorrect values of model parameters were chosen at the start, the predicted results of PROFET are very close to those of benchmark solution.

Full details of experimental configuration and results are shown in Table 1.

4.3 The Signal Transduction Cascade

Table 1 again shows the experimental setup for the Signal Transduction Cascade model. We run the inference on the model in PROFET from time $t = 0$ to $t = 100$. Following Dondelinger et al. (2013), we sample evidence of Rpp at more time points during the earlier part of the time series, where the dynamics tend to be faster. As before, σ is set to 0.01. In Figure 4c, we plot the data predicted by PROFET along with the benchmark solution. PROFET was able to predict the values of model variable Rpp with high accuracy, even though incorrect model parameters are chosen at the outset.

4.4 The Lorenz Model

In addition to the above three ODE models, we also evaluate the functionality of PROFET by using it to infer the values of a more challenging model, the Lorenz system of ODEs. The Lorenz model is a simplified mathematical model for atmospheric convection (Lorenz, 1963) developed by Edward Lorenz. It can have a chaotic solution under a certain set of model parameters and initial conditions. The model is a system of three ODEs (2). The Lorenz model is known to be extremely sensitive to the initial conditions of the model variables.

In many real-world models, not all model variables have good initial values available, so these must be estimated from experience. This can lead to situations where the model must adjust rapidly over the first few time steps. To simulate such a scenario, we infer the model variables of the Lorenz model assuming that their initial values are unknown.

We generate the benchmark data using ODE45 solver in R with values of model parameters as shown in Table 1, over the time interval $t = 0$ to $t = 5$. The resulting system is stiff: there are regions where the solution varies rapidly and standard numerical schemes often fail to yield a physically meaningful approximation to the solution unless extremely small step sizes are used. The time step used for ODE model simulation is 0.01.

PROFET converts the Lorenz ODEs to a DBN, shown in Figure 1. As this solution is stiff, we use the adaptive-time algorithm for inference. A tolerance of 0.1 is chosen to limit the numeric error introduced at each time step. Sparse evidence is sampled from the benchmark data.

It can be seen in the graph in Figure 4d that PROFET manages to find a good solution even though incorrect initial values of the model variables are used. It takes the

system first few time steps to adjust to the true trajectory. There are some spurious spikes at time points 0.4 and 0.5 because the inferred value of X is far from the evidence (benchmark), but the accuracy improves as more evidence is incorporated into the system. The RMSE and MAE are shown in Table 1.

5 Factors Affecting Performance

We have demonstrated how PROFET can be utilized to run inference over ODE models whose parameters or the initial values of the model variables are unknown. However it must be noted that there are a few factors that impact the outcome of the inference.

It is important that reasonable distribution means (μ) and standard deviations (σ_i) are chosen for model parameters, as they can hugely impact the accuracy of inferred values. The σ_i of the initial state model parameter quantifies the amount of variation possible between the true model parameter value and the initially provided (potentially incorrect) value. The σ_t on the transition model reflects how much the value of the model parameter is allowed to vary from its value at the previous time slice. A low transition σ_t would make the model parameter at each time step close to its value in the previous time step, while a high σ_t will allow bigger changes in the values of the model parameters. Thus, a large transition σ_t is suitable for non-stationary problems. Similarly, the σ on the observed nodes quantifies the measurement uncertainty of the observed data. If it is suspected that the evidence data is noisy, σ should be kept large enough to reflect that.

The choice of natural time step of the DBN and the step size used for inference is also very important, especially in stiff ODE models where they must be extremely small to capture the dynamics of the underlying system. E.g., if ODE model variables tend to change rapidly within one time unit, it is reasonable to select a smaller step size. Increasing the number of time steps increases the numerical accuracy of the solution. Of course, this increases the computational cost, but our adaptive-time inference algorithm seeks to mitigate this. In our experiments with the Lorenz model, we use a very small natural time step of the DBN (0.01) and the adaptive-time algorithm automatically adjusts the step size during inference.

The number of samples selected for particle filtering also plays an important role. As a rule of thumb, a higher number will improve accuracy, but at a price of increased computational cost. If a high variance is allowed for each node from the value at its previous node, it is reasonable to increase the number of samples, so that the sample space can be densely populated and there is a higher chance of filtering the values closer to the true value at

each time slice. As would be expected, we also observe that the accuracy of the predicted results drops with an increase in the dimensionality of the model, keeping the number of samples fixed. As the number of model parameters whose values are to be estimated increases, the search space becomes sparse, and a larger number of samples are needed to find the best solution.

The time required for inference increases linearly with the number of variables in the ODE and the number of particles. We do not anticipate scaling problems because real-world ODE models are usually formulated by domain experts and they do not generally involve a very large number of variables.

6 Related Work

Table 2: Comparison of features of popular DBN software

Software	GUI	Structure Learning	Learning	Parameter Learning	Inference
GMTk	No	EM		GEM	Frontier Algorithm
SMILE & GeNIe	Yes	No		No	Yes (by unrolling DBN into a BN)
Mocapy++	No	No		EM	Gibbs Sampling
PNL	No	Hill Climbing		EM	1.5 Slice J-Tree algorithm
libDAI	No	No		EM, MLE	Various
BayesiaLab ^a	Yes	SopLEQ, Search	Taboo	Spiegelhalter and Lauritzen Parameterization Algorithm	J-Tree, Gibbs Sampling
Hugin ^a	Yes	No		EM	J-Tree
Netica ^a	Yes	No		Spiegelhalter and Lauritzen Parameterization Algorithm, EM and Gradient Descent	Elimination J-Tree method
BayesServer ^a	Yes	PC Algorithm		EM	Exact-Relevance Tree, Exact-Variable Elimination, Loopy Belief Propagation, Likelihood Sampling
PROFET	Yes	Automatic mapping from ODEs to DBN incorporating first order Euler Solver		Model Parameters adjusted in real time by incorporating evidence	Particle Filtering, adaptive-time Particle Filtering

^a Commercial Software

Here, we present a review of somewhat related current software applications. In our survey, we have narrowed them down ten software applications that provide structure learning, parameter learning and inference on DBNs. Table 2 presents a feature comparison of these software applications.

There are also a few software packages for inference methods for ODE models. **BioBayes** (Vyshemirsky and Girolami, 2008) is a software package that provides a framework for Bayesian parameter estimation of biochemical systems and evidential model ranking over models of biochemical systems defined using ODE models. For model parameter inference from experimental data, it implements a variant of Metropolis Hastings sampler (Hastings, 1970) and a population-based MCMC

sampler (Jasra et al., 2007). Similarly, **ABC-SysBio** (Liepe et al., 2010) implements approximate Bayesian computation (ABC) for parameter inference and model selection in deterministic and stochastic ODE models. It combines ABC rejection sampler and ABC scheme based on Sequential Monte Carlo (ABC-SMC) (Toni et al., 2009) for parameter inference. **GNU MCSim** (Bois, 2009) is a numerical simulation and Bayesian statistical inference tool for algebraic or differential equation systems. **WinBUGS** (Lunn et al., 2000) Differential Interface (**WBDiff**) (Lunn, 2004) is an extension of WinBUGS that allows the numerical solution of any arbitrary systems of ODEs within WinBUGS models. The Runge-Kutta algorithm is used to solve the equations and Metropolis-Hastings (Hastings, 1970) samplers are used for sampling unknown inputs. **NIMROD** (Prague et al., 2013) facilitates the user to make approximate Bayesian inference in models with random effects based on ODEs. It is based on penalized maximum likelihood (Guedj et al., 2007). The **Stan** programming language (Carpenter et al., 2016) can be used to fit the parameters of complex ODE models. It is a strongly-typed modeling language. Users can specify complex ODE models with minimal effort. It implements gradient-based MCMC algorithms for Bayesian inference, and gradient-based optimization for penalized MLE.

Bayesian Logic (**BLOG**) (Li and Russell, 2013) is a probabilistic programming language with a declarative syntax. It is designed to describe probabilistic graphical models and then perform inference in those models. Assumed Parameter Filter (Erol et al., 2017) is an approximate inference algorithm that implements a hybrid of particle filtering for state variables and assumed density filtering for parameter variables in State Space Models (SSMs). As it is integrated into BLOG, it can be used within the framework.

LibBi (Murray, 2013) is a software package for Bayesian inference specialized for SSMs designed for parallel computing on high-performance computer hardware. It implements SMC, particle Markov chain Monte Carlo (PMCMC) and SMC² for inference.

In our survey, we did not find any software application that facilitates probabilistic ODE model variable inference using particle filtering by converting them to DBNs.

7 Conclusions

We have presented a user-friendly Java-based software application, called PROFET, that automatically converts first order ODE models to DBNs and performs temporal inference on them. The parameters of the DBN model are individualized as real time evidence is incorporated

into the system. The software can be used by researchers in various domains interested in individualizing the general mathematical ODE models which are based on population level behavior. We have evaluated PROFET by using it to infer model variable values of four benchmark ODE systems. PROFET can predict data with high accuracy and can deal with noisy, missing, sparse or infrequent evidence, incorrect model parameters and/or incorrect initial state values. We have also discussed some factors that affect the performance of the DBN inference.

PROFET is free and open source. It is licensed under Apache License 2.0. The project website is <http://profet.it.nuigalway.ie/> and source code and executable are maintained on our GitHub account <https://github.com/HamdaBinteAjmal/PROFET>. No installation is required to run it. However the Java Run Time Engine must be installed on the user's machine. Detailed instructions and a comprehensive user manual, describing the software in a step-by-step approach through an example, are available on the website.

References

- Zvia Agur, Moran Elishmereni, and Yuri Kheifetz. Personalizing oncology treatments by predicting drug efficacy, side-effects, and improved therapy: mathematics, statistics, and their integration. *Wiley Interdisciplinary Reviews: Systems Biology and Medicine*, 6(3), 2014.
- Frédéric Y Bois. GNU MCSim: Bayesian statistical inference for SBML-coded systems biology models. *Bioinformatics*, 25(11), 2009.
- Bob Carpenter, Andrew Gelman, Matt Hoffman, Daniel Lee, Ben Goodrich, Michael Betancourt, Michael A Brubaker, Jiqiang Guo, Peter Li, and Allen Riddell. Stan: A probabilistic programming language. *J Stat Softw*, 2016.
- Shaunak Chatterjee and Stuart J Russell. Why are DBNs sparse? In *AISTATS*, 2010.
- Frank Dondelinger, Dirk Husmeier, Simon Rogers, and Maurizio Filippone. ODE parameter inference using adaptive gradient matching with Gaussian processes. In *AISTATS*, 2013.
- Martin Eisen. *Mathematical models in cell biology and cancer chemotherapy*, volume 30. Springer Science & Business Media, 2013.
- John Ellson, Emden Gansner, Lefteris Koutsofios, Stephen C North, and Gordon Woodhull. Graphviz—open source graph drawing tools. In *International Symposium on Graph Drawing*. Springer, 2001.
- Catherine Enright, Michael G Madden, Norm Aleks Stuart Russell, Geoffrey Manley, John Laffey, Brian Harte, Anne Mulvey, and Niall Madden. Modelling glycaemia in ICU patients a dynamic Bayesian network approach. In *Proceedings of BIOSIGNALS-2010, 3rd International Joint Conference on Biomedical Engineering Systems and Technologies*, Valencia, 2010.
- Catherine G Enright, Michael G Madden, Niall Madden, and John G Laffey. Clinical time series data analysis using mathematical models and DBNs. In *Conference on Artificial Intelligence in Medicine in Europe*. Springer, 2011.
- Catherine G Enright, Michael G Madden, and Niall Madden. Bayesian networks for mathematical models: techniques for automatic construction and efficient inference. *International Journal of Approximate Reasoning*, 54(2), 2013.
- Yusuf B Erol, Yi Wu, Lei Li, and Stuart Russell. A nearly-black-box online algorithm for joint parameter and state estimation in temporal models. 2017.
- Neil J Gordon, David J Salmond, and Adrian FM Smith. Novel approach to nonlinear/non-Gaussian Bayesian state estimation. In *IEE Proceedings F-Radar and Signal Processing*, volume 140. IET, 1993.
- Jérémie Guedj, Rodolphe Thiébaud, and Daniel Commenges. Maximum likelihood estimation in dynamical models of HIV. *Biometrics*, 63(4), 2007.
- W Keith Hastings. Monte Carlo sampling methods using Markov chains and their applications. *Biometrika*, 57(1), 1970.
- Ajay Jasra, David A Stephens, and Christopher C Holmes. On population-based simulation for static inference. *Statistics and Computing*, 17(3), 2007.
- Lei Li and Stuart J Russell. The BLOG language reference. Technical report, Technical Report UCB/EECS-2013-51, EECS Department, University of California, Berkeley, 2013.
- Juliane Liepe, Chris Barnes, Erika Cule, Kamil Erguler, Paul Kirk, Tina Toni, and Michael PH Stumpf. ABC-SysBio—approximate Bayesian computation in Python with GPU support. *Bioinformatics*, 26(14), 2010.
- Edward N Lorenz. Deterministic nonperiodic flow. *Journal of the atmospheric sciences*, 20(2), 1963.
- Peter JF Lucas, Linda C van der Gaag, and Ameen Abu-Hanna. Bayesian networks in biomedicine and health-care. *Artificial intelligence in medicine*, 30(3), 2004.
- D Lunn. WinBUGS differential interface (wbdiff). URL <http://www.winbugs-development.org.uk/wbdiff.html>, 2004.
- David J Lunn, Andrew Thomas, Nicky Best, and David Spiegelhalter. WinBUGS—a Bayesian modelling framework: concepts, structure, and extensibility. *Statistics and computing*, 10(4), 2000.
- Joao Filipe Matos, SK Houston, Werner Blum, and Susana Paula Carreira. *Modelling and mathematics education: ICTMA 9-Applications in science and technology*. Elsevier, 2001.
- Lawrence M Murray. Bayesian state-space modelling on high-performance hardware using LibBi. *arXiv preprint arXiv:1306.3277*, 2013.
- Johnny T Ottesen, Mette S Olufsen, and Jesper K Larsen. *Applied mathematical models in human physiology*. Siam, 2004.
- Mélanie Prague, Daniel Commenges, Jérémie Guedj, Julia Drylewicz, and Rodolphe Thiébaud. NIMROD: A program for inference via a normal approximation of the posterior in models with random effects based on ordinary differential

equations. *Computer methods and programs in biomedicine*, 111(2), 2013.

Chris Sangwin. DragMath, 2011.

Tina Toni, David Welch, Natalja Strelkowa, Andreas Ipsen, and Michael PH Stumpf. Approximate Bayesian computation scheme for parameter inference and model selection in dynamical systems. *Journal of the Royal Society Interface*, 6(31), 2009.

Yoram Vodovotz, Gregory Constantine, Jonathan Rubin, Marie Csete, Eberhard O Voit, and Gary An. Mechanistic simulations of inflammation: current state and future prospects. *Mathematical biosciences*, 217(1), 2009.

Vladislav Vyshemirsky and Mark Girolami. BioBayes: a software package for Bayesian inference in systems biology. *Bioinformatics*, 24(17), 2008.