

Optimal estimation with quantum optomechanical systems in the nonlinear regime

Fabienne Schneider,¹ Sofia Qvarfort,^{2,*} Alessio Serafini,² André Xuereb,³

Daniel Braun,¹ Dennis Rätzel,^{4,†} and David Edward Bruschi^{5,6,7,‡}

¹*Institut für Theoretische Physik, Eberhard-Karls-Universität Tübingen, D-72076 Tübingen, Germany*

²*Department of Physics and Astronomy, University College London,
Gower Street, WC1E 6BT London, United Kingdom*

³*Department of Physics, University of Malta, Msida MSD 2080, Malta*

⁴*Institut für Physik, Humboldt Universität zu Berlin, Newtonstraße 15, 12489 Berlin*

⁵*Faculty of Physics, University of Vienna, Boltzmannngasse 5, 1090 Vienna, Austria*

⁶*Institute for Quantum Optics and Quantum Information - IQOQI Vienna, Boltzmannngasse 3, 1090 Vienna, Austria*

⁷*Theoretical Physics, Universität des Saarlandes, 66123 Saarbrücken, Germany*

(Dated: October 11, 2019)

We study the fundamental bounds on precision measurements of parameters contained in a time-dependent nonlinear optomechanical Hamiltonian, which includes the nonlinear light–matter coupling, a mechanical displacement term, and a single-mode mechanical squeezing term. By using a recently developed method to solve the dynamics of this system, we derive a general expression for the quantum Fisher information and demonstrate its applicability through three concrete examples: estimation of the strength of a nonlinear light–matter coupling, the strength of a time-modulated mechanical displacement, and a single-mode mechanical squeezing parameter, all of which are modulated at resonance. Our results can be used to compute the sensitivity of a nonlinear optomechanical system to a number of external and internal effects, such as forces acting on the system or modulations of the light–matter coupling.

I. INTRODUCTION

Quantum metrology is the study of sensing schemes that make use of unique properties of quantum systems, such as coherence and entanglement [1]. Sensing with quantum systems is generally superior compared with classical schemes since these quantum properties fundamentally alter the rate at which information can be acquired [2].

A key task within the study of quantum metrology entails investigating the sensing capabilities that can be achieved with different quantum systems. Quantum sensing now features prominently in the planning and building of larger-scale experimental efforts, such as the inclusion of squeezed light in Advanced LIGO [3] and space-based tests of microgravity [4]. Additional prominent candidates for quantum sensors include atomic and molecular interferometers for accelerometry and rotation measurements [5]. Similarly, Bose-Einstein condensates have been proposed as platforms for testing fundamental physics [6, 7] and precision measurements of external potentials [8]. Quantum advantages in sensing are also furthering the emergence of quantum precision technologies [9], which include atomic clocks [10] and extremely precise magnetic field sensors [11, 12].

Optomechanical systems [13], which consist of a mechanical element interacting with light, have emerged as ideal candidates for a number of sensing applications [14]. Due to the large mass of the mechanical element, many

proposals in fundamental physics could potentially be tested with optomechanical experiments, such as collapse theories [15–17]. Furthermore, optomechanical systems have been proposed as the main experimental platform for detection of possible low-energy quantum gravity effects [18–20]. In terms of force sensing, microspheres optically trapped in a lattice have been considered [21, 22], as well as mesoscopic interferometry for the purpose of gravitational wave detection [23].

The addition of a cavity to the optomechanical system introduces an inherently nonlinear cubic interaction between the electromagnetic field and the mechanical element [24]. For systems operating in the nonlinear regime, the quantum Fisher information (QFI) for measurements of constant gravitational acceleration has already been computed [25, 26], and optimal estimation schemes for the nonlinear coupling itself have been considered [27]. In general, the estimation of anharmonicities present in the system is a topic of great interest [28, 29] as well as the enhancement of parameter estimation granted by Kerr nonlinearities [30, 31]. Additional efforts have focused on parametric driving of the cavity frequency, which manifests itself as a single-mode mechanical squeezing term in the Hamiltonian [32].

To date, due to challenges in solving the dynamical evolution for time-dependent nonlinear optomechanical systems, most approaches to the full nonlinear case have been restricted to the estimation of static effects. As a result, the proposals considered so far are of limited interest for experimentalists, since static effects are generally difficult to isolate from a random noise floor. Furthermore, if feasible, time-dependent signals also allow for the exploitation of resonances, which can be used to increase the signal-to-noise ratio.

* sofiaqvarfort@gmail.com

† dennis.raetzel@physik.hu-berlin.de

‡ david.edward.bruschi@gmail.com

II. THE SYSTEM

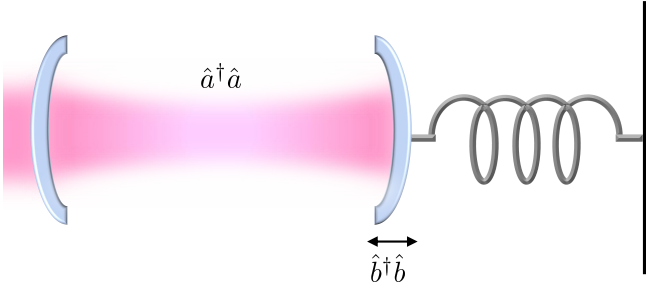


FIG. 1. Cavity optomechanics is one realisation of the Hamiltonian (1). A semitransparent mirror allows the electromagnetic field to enter the cavity and interact with a moving-end mirror, which therefore affects the frequency of the fundamental modes that can be trapped in the cavity [33]. The degree of freedom of the mirror (i.e., its position) can be modelled as a harmonic oscillator coherently interacting with the field.

In this work we address this problem by computing the ultimate bounds on the estimation of parameters encoded in an optomechanical Hamiltonian with a time-dependent coupling term, a time-dependent mechanical displacement term, and a time-dependent single-mode mechanical squeezing term. The time-dependent dynamics of standard optomechanical systems was recently solved [34, 35], and further extended to time-dependent mechanical displacements and squeezing in [36]. The methods used to obtain the dynamics have a long history in quantum theory and quantum optics [37, 38]. While for concrete examples we mainly focus on optomechanics, the dynamics we consider (specifically the Hamiltonian (1)) can be implemented in different setups such as micro- and nano-cantilevers, membranes, levitated nanospheres, and optomechanical resonators [24, 33].

The work is organised as follows. We first present the optomechanical Hamiltonian of interest and its analytical solution in Section II. We then proceed to define the QFI in Section III and derive the main result in this work: a general expression for the QFI of an optomechanical system given the dynamics at hand. Subsequently, in order to demonstrate the applicability of our results, we present three examples of interest: (i) Estimation of the strength of a time-dependent optomechanical coupling (Section IV A), (ii) estimation of the strength of a time-dependent linear displacement term (Section IV B), and (iii) estimation of the strength of a time-dependent mechanical squeezing term (Section IV C). These results are made more concrete in Section V, where we compute the QFI given some example experimental parameters. The work is concluded by a discussion of our results in Section VI, and some final remarks can be found in Section VII.

In this section we present the mathematical tools necessary for our work. We begin by defining the optomechanical Hamiltonian and an exact solution of the dynamics. A detailed presentation of the techniques can be found in Appendix A and the appropriate references mentioned throughout the text.

A. Optomechanical Hamiltonian

Nonlinear interactions appear in many physical systems, including optomechanical ones, where the bare interaction between the electromagnetic field and a mechanical resonator couples the number of photons in the former with the position of the latter [24, 33]. An example of an optomechanical system that achieves this nonlinear term is a moving end-mirror that forms part of a cavity, which is illustrated in Figure 1.

In this work we consider the generalised optomechanical Hamiltonian of the form

$$\hat{H} = \hat{H}_{\text{OM}} + \hbar \mathcal{D}_1(t) (\hat{b}^\dagger + \hat{b}) + \hbar \mathcal{D}_2(t) (\hat{b}^\dagger + \hat{b})^2, \quad (1)$$

where we have introduced the standard optomechanical Hamiltonian \hat{H}_{OM} defined by $\hat{H}_{\text{OM}} := \hbar \omega_c \hat{a}^\dagger \hat{a} + \hbar \omega_m \hat{b}^\dagger \hat{b} - \hbar \mathcal{G}(t) \hat{a}^\dagger \hat{a} (\hat{b}^\dagger + \hat{b})$, and the (possibly time-dependent) coefficients $\mathcal{G}(t)$, $\mathcal{D}_1(t)$ and $\mathcal{D}_2(t)$. Here, ω_c is the frequency of the light mode with annihilation operator \hat{a} , and ω_m is the trapping frequency of the mechanical mode with annihilation operator \hat{b} .

The Hamiltonian (1) reduces to the standard optomechanical Hamiltonian with a constant light-matter coupling when $\mathcal{G}(t) = g_0$, and when $\mathcal{D}_1(t) = \mathcal{D}_2(t) = 0$. The time-dependence of $\mathcal{G}(t)$ and the additional terms can be obtained in a number of ways: A time-dependent optomechanical coupling is observed in specific experimental systems [39]. Furthermore, the linear mechanical driving term controlled by $\mathcal{D}_1(t)$ allows for the modelling of an optomechanical system given an externally imposed effect, such as gravitational acceleration [25, 26], while the single-mode mechanical squeezing term controlled by $\mathcal{D}_2(t)$ can be obtained by modulating the mechanical frequency [40, 41].

In what follows, it will be convenient to adopt the dimensionless time $\tau := \omega_m t$, the dimensionless optical frequency $\Omega_c := \omega_c / \omega_m$ and the dimensionless Hamiltonian coefficients $\tilde{\mathcal{G}}(\tau) := \mathcal{G}(t) / \omega_m$, $\tilde{\mathcal{D}}_1(\tau) := \mathcal{D}_1(t) / \omega_m$ and $\tilde{\mathcal{D}}_2(\tau) := \mathcal{D}_2(t) / \omega_m$. This means that we will use the rescaled Hamiltonian

$$\hat{H} / (\hbar \omega_m) = \hat{\tilde{H}}_{\text{OM}} + \tilde{\mathcal{D}}_1(\tau) (\hat{b}^\dagger + \hat{b}) + \tilde{\mathcal{D}}_2(\tau) (\hat{b}^\dagger + \hat{b})^2, \quad (2)$$

to compute the dynamics in the following section, and throughout this work, where $\hat{\tilde{H}}_{\text{OM}} = \Omega_c \hat{a}^\dagger \hat{a} + \hat{b}^\dagger \hat{b} - \tilde{\mathcal{G}}(\tau) \hat{a}^\dagger \hat{a} (\hat{b}^\dagger + \hat{b})$.

B. Decoupling of the time-evolution operator of a nonlinear time-dependent optomechanical Hamiltonian

The main aim of this work is to provide bounds on precision measurements of parameters that appear in the Hamiltonian (1). We assume that the parameter of interest can enter into any of the coefficients or frequencies of (1). Therefore, it is necessary to obtain the full time evolution of the system. The time evolution operator corresponding to the Hamiltonian (1) may be expressed as the time-ordered exponential $\hat{U}(\tau) := \overleftarrow{\mathcal{T}} \exp[-\frac{i}{\hbar} \int_0^\tau d\tau' \hat{H}(\tau')]$. However, this expression is usually cumbersome to manipulate and only perturbatively applicable. In order to reduce the complexity of the problem, we exploit Lie algebra methods to obtain tractable expressions for the time evolution of the full quantum system [37, 38]. More specifically, in a first step, we identify the minimal Lie algebra that generates the time evolution operator. If the minimal Lie algebra is finite, the time evolution operator can be written in terms of a *finite* product of exponentials of real scalar functions $F_n(\tau)$ multiplied by base elements \hat{h}_n of the Lie algebra, i.e. $\hat{U}(\tau) = \prod_n \exp[-iF_n(\tau)\hat{h}_n]$, where the number of factors is equal to the dimension of the Lie algebra [37]. The scalar functions $F_n(\tau)$ have to be found by solving a set of coupled ordinary differential equations [34].

The time evolution induced by the Hamiltonian (2) has been already decoupled explicitly using the following set of Hermitian operators as generators of the minimal Lie algebra [34, 36]:

$$\begin{aligned} \hat{N}_a^2 &:= (\hat{a}^\dagger \hat{a})^2 \\ \hat{N}_a &:= \hat{a}^\dagger \hat{a} & \hat{N}_b &:= \hat{b}^\dagger \hat{b} \\ \hat{B}_+ &:= \hat{b}^\dagger + \hat{b} & \hat{B}_- &:= i(\hat{b}^\dagger - \hat{b}) \\ \hat{B}_+^{(2)} &:= \hat{b}^{\dagger 2} + \hat{b}^2 & \hat{B}_-^{(2)} &:= i(\hat{b}^{\dagger 2} - \hat{b}^2) \\ \hat{N}_a \hat{B}_+ &:= \hat{a}^\dagger \hat{a} (\hat{b}^\dagger + \hat{b}) & \hat{N}_a \hat{B}_- &:= i \hat{a}^\dagger \hat{a} (\hat{b}^\dagger - \hat{b}). \end{aligned} \quad (3)$$

It follows that the time evolution operator can be written in the following form

$$\begin{aligned} \hat{U}(\tau) &= e^{-iJ_b \hat{N}_b} e^{-iJ_+ \hat{B}_+^{(2)}} e^{-iJ_- \hat{B}_-^{(2)}} e^{-i(\Omega_c \tau + F_{\hat{N}_a}) \hat{N}_a} \\ &\quad \times e^{-iF_{\hat{N}_a^2} \hat{N}_a^2} e^{-i(F_{\hat{B}_+} + F_{\hat{N}_a \hat{B}_+}) \hat{N}_a \hat{B}_+} \\ &\quad \times e^{-i(F_{\hat{B}_-} + F_{\hat{N}_a \hat{B}_-}) \hat{N}_a \hat{B}_-}, \end{aligned} \quad (4)$$

where the explicit form of the F and J -coefficients depend on the functions $\tilde{\mathcal{G}}(\tau)$, $\tilde{\mathcal{D}}_1(\tau)$, and $\tilde{\mathcal{D}}_2(\tau)$ in (2). Their expressions can be found in Appendix A and Appendix C respectively.

By defining the operators $\hat{\mathcal{F}}_\pm := F_{\hat{B}_\pm} + F_{\hat{N}_a \hat{B}_\pm} \hat{N}_a$ and $\hat{\mathcal{F}}_{\hat{N}_a} := F_{\hat{N}_a} + F_{\hat{N}_a^2} \hat{N}_a$ and using the definition of the Weyl displacement operator $\hat{D}_b(\beta) = \exp[\beta \hat{b}^\dagger - \beta^* \hat{b}]$,

we can rewrite the time evolution operator as¹

$$\hat{U}(\tau) := \hat{U}_{\text{sq}} e^{-i(\Omega_c \tau + \hat{\mathcal{F}}_{\hat{N}_a}) \hat{N}_a - i\hat{\mathcal{F}}_+ \hat{B}_- - i\hat{\mathcal{F}}_- \hat{B}_+}, \quad (5)$$

where we used the standard formula for the composition of two displacement operators and defined the operator

$$\hat{U}_{\text{sq}} = e^{-iJ_b \hat{N}_b} \hat{S}_b(2iJ_+) \hat{S}_b(-2J_-), \quad (6)$$

using the definition of the squeezing operator $\hat{S}_b(\zeta) := \exp(\frac{1}{2}(-\zeta \hat{b}^{\dagger 2} + \zeta^* \hat{b}^2))$. As already mentioned, the coefficients J_b and J_\pm can be determined by solving a set of differential equations whose derivation we show in Appendix C.

The form of $\hat{U}(\tau)$ in (5) can now be interpreted as follows: The mechanical oscillator experiences a photon-number dependent displacement through $\hat{D}_b(\hat{\mathcal{F}}_- - i\hat{\mathcal{F}}_+)$, followed by two squeezing operations $\hat{S}_b(2iJ_+)$ and $\hat{S}_b(-2J_-)$, and a rotation $e^{-iJ_b \hat{N}_b}$. The cavity field is rotated through $e^{-i(\Omega_c + F_{\hat{N}_a}) \hat{N}_a}$ and then strongly translated by a nonlinear Kerr self-interaction term: $e^{-iF_{\hat{N}_a^2} \hat{N}_a^2}$. Using a general composition law for squeezing operators given in Appendix C3, the full time evolution operator can be reordered and interpreted as subsequent photon number dependent squeezing, displacement and rotation. Details can be found in Appendix C2.

C. Initial state of the system

In this work, we assume that the mechanical element is initially in a thermal state $\hat{\rho}_{\text{Mech.}}(T)$ (a standard assumption in the usual regimes of operation), and the light in a coherent state $|\mu_c\rangle$ (accessible through laser driving). Explicitly, the initial state of the system is

$$\hat{\rho}(0) = |\mu_c\rangle \langle \mu_c| \otimes \sum_{n=0}^{\infty} \frac{\tanh^{2n} r_T}{\cosh^2 r_T} |n\rangle \langle n|, \quad (7)$$

where $\hat{a}|\mu_c\rangle = \mu_c|\mu_c\rangle$, and where the parameter r_T is defined through the relation $r_T = \tanh^{-1}(\exp[-\frac{\hbar\omega_m}{2k_B T}])$, for which k_B is Boltzmann's constant and T is the temperature.

III. QUANTUM METROLOGY

Quantum metrology provides the tools to compute ultimate bounds on precision measurements of parameters

¹ As \hat{N}_a commutes with all operators in (5), \hat{N}_a and \hat{N}_a^2 can be treated as c-number-valued functions in all manipulations of the exponentials in $\hat{U}(\tau)$. In particular, exponential terms containing only \hat{N}_a and \hat{N}_a^2 and the identity can be freely combined and shifted in $\hat{U}(\tau)$.

contained in a quantum channel [1]. The general scheme requires an input state $\hat{\rho}(0)$, a channel that propagates the state, $\hat{\rho}(\theta) := \hat{P}_\theta \hat{\rho}(0)$ with propagator \hat{P}_θ , and depends on a classical parameter θ that will be estimated, and a set of measurements on the final state $\hat{\rho}(\theta)$. The quantum Fisher information (QFI) \mathcal{I}_θ allows for the computation of ultimate bounds on sensitivity imposed by the laws of physics [42, 43]. The QFI is a dimensional information measure whose inverse provides a lower bound to the variance $\text{Var}(\theta)$ of an unbiased estimator of a parameter θ through the quantum Cramér–Rao bound (QCRB) $\text{Var}(\theta) \geq (M \mathcal{I}_\theta)^{-1}$ [1, 44, 45]. The QCRB is optimized over all possible positive operator-valued measure (POVM) measurements [46] and all possible unbiased estimator functions. Its importance arises from the fact that it can be saturated in the limit of a large number M of measurements. The QCRB hence constitutes an important benchmark for the ultimate sensitivity that can be achieved (at least in principle when all technical noise problems are solved), and only the fundamental uncertainties due to the quantum state itself remain.

For unitary channels that imprint the parameter θ on an initial state $\hat{\rho}(0) = \sum_n \lambda_n |\lambda_n\rangle \langle \lambda_n|$ according to $\hat{\rho}(\theta) = \hat{U}_\theta \hat{\rho}(0) \hat{U}_\theta^\dagger$, the quantum Fisher information can in general be written in the form [47, 48]

$$\mathcal{I}_\theta = 4 \sum_n \lambda_n \left(\langle \lambda_n | \hat{\mathcal{H}}_\theta^2 | \lambda_n \rangle - \langle \lambda_n | \hat{\mathcal{H}}_\theta | \lambda_n \rangle^2 \right) - 8 \sum_{n \neq m} \frac{\lambda_n \lambda_m}{\lambda_n + \lambda_m} |\langle \lambda_n | \hat{\mathcal{H}}_\theta | \lambda_m \rangle|^2, \quad (8)$$

where the second sum is over all terms with $\lambda_n + \lambda_m \neq 0$, λ_n is the eigenvalue of the eigenstate $|\lambda_n\rangle$, and the Hermitian operator $\hat{\mathcal{H}}_\theta$ is defined by $\hat{\mathcal{H}}_\theta = -i \hat{U}_\theta^\dagger \partial_\theta \hat{U}_\theta$ [47, 48]. The expression (8) was derived for the so-called phase-shift Hamiltonian, where the dependence of $\hat{U}_\theta = \exp[-i\hat{H}(\theta)]$ on θ is through an arbitrary (differentiable) $\hat{H}(\theta)$.

In this work, the channel \hat{U}_θ is the time evolution operator (5), and the parameter θ to be estimated is chosen depending on the specific case of interest. Using the decoupled time evolution operator (5), we find

$$\hat{\mathcal{H}}_\theta = \hat{\mathcal{H}}_{\hat{N}_a} + \sum_{s \in \{+, -\}} \hat{\mathcal{H}}_s \hat{B}_s + E \hat{N}_b + F \hat{B}_+^{(2)} + G \hat{B}_-^{(2)}, \quad (9)$$

with $\hat{\mathcal{H}}_{\hat{N}_a} = A \hat{N}_a^2 + B \hat{N}_a + K$, where K is a constant, and $\hat{\mathcal{H}}_\pm = C_\pm + C_{\hat{N}_a, \pm} \hat{N}_a$. The c-valued functions A , B , C_+ , $C_{\hat{N}_a, +}$, C_- and $C_{\hat{N}_a, -}$ are given in (D8) in Appendix D.

The QFI (8) can now be computed by taking the expectation values of the operator-valued terms in (9) with respect to the initial state $\hat{\rho}(0)$ (see (7)). The eigenvectors $|\lambda_n\rangle$ and eigenvalues λ_n in (8) are given by $|\lambda_n\rangle = |\mu_c\rangle \otimes |n\rangle$ and $\lambda_n = \tanh^{2n}(r_T) / \cosh^2(r_T)$ for the initial state (7). This leads us to the main result of this work, which is an expression for the quantum Fisher

information for general metrology with the nonlinear optomechanical Hamiltonian (1):

$$\mathcal{I}_\theta = 4 \left[(4|\mu_c|^6 + 6|\mu_c|^4 + |\mu_c|^2) A^2 + 2(2|\mu_c|^4 + |\mu_c|^2) AB + |\mu_c|^2 B^2 + \cosh(2r_T) \sum_{s \in \{+, -\}} C_{\hat{N}_a, s}^2 |\mu_c|^2 + \frac{1}{\cosh(2r_T)} \sum_{s \in \{+, -\}} (C_s + C_{\hat{N}_a, s} |\mu_c|^2)^2 + 4 \frac{\cosh^2(2r_T)}{\cosh^2(2r_T) + 1} (F^2 + G^2) \right]. \quad (10)$$

A detailed derivation of (10) is given in Appendix D. The explicit form of the functions A , B , C_\pm , $C_{\hat{N}_a, \pm}$, F , and G depends on the parameter θ that we wish to estimate. They also contain the time-dependence of \hat{U}_θ .

Let us briefly comment on the form (9) of the QFI. The full explicit expression (10) is not particularly revealing, since the coefficients can take different forms depending on the dynamics at hand and the estimation parameter of interest. We note that, in general, the system scales strongly with the parameter $|\mu_c|$, in particular with the leading term $16|\mu_c|^6 A^2$. It arises from the fact that $\hat{\mathcal{H}}_\theta$ contains the term \hat{N}_a^2 , which when squared yields an expectation value (B3) containing terms of order $|\mu_c|^8$ and $|\mu_c|^6$. The eight-order terms cancel, while the leading behavior of $|\mu_c|^6$ is retained.

We also note that the term multiplying the first sum in (10) scales exponentially with the temperature parameter r_T . This implies that, in certain cases, the QFI will increase with the temperature parameter r_T of the initial thermal state. Such a behavior is reminiscent of the increase of QFI with temperature for the measurement of frequency of a simple harmonic oscillator [49], which in turn can be attributed to the increasing sensitivity of higher excited Fock states of the resonator. For estimating the frequency of the mechanical oscillator or the cavity, it should be mentioned that in principle also the operators \hat{a}, \hat{a}^\dagger depend on ω_c (and correspondingly \hat{b}, \hat{b}^\dagger on ω_m). This can be seen most easily from the fact that the Fock states, i.e. the eigenstates of $\hat{a}^\dagger \hat{a}$, depend on ω_c via the oscillator length, which becomes clear when writing them in position basis. This dependence becomes important for times much smaller than the period (see [49]), and for a careful analysis of frequency estimation of a harmonic oscillator [50]). Neglecting this contribution means that the QFI for frequency estimation is underestimated. In what follows, we focus on estimation of parameters other than frequency, however, where this plays no role.

IV. EXAMPLES

In this section, we demonstrate the applicability of the main result (10) by considering three concrete scenarios: (i) estimation of the strength of a time-dependent

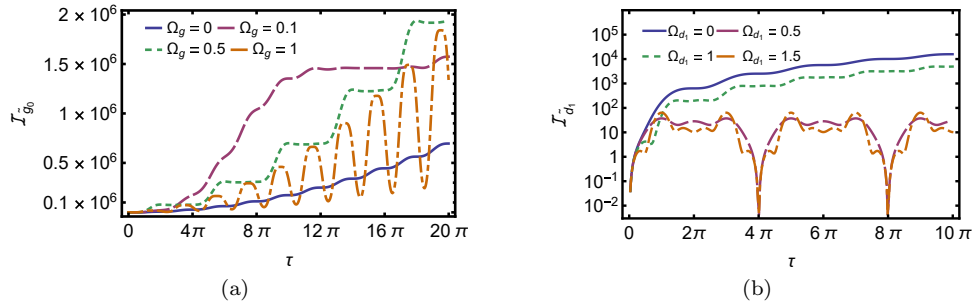


FIG. 2. Quantum Fisher information (QFI) for estimation of (a) \tilde{g}_0 and (b) \tilde{d}_1 as a function of dimensionless time τ for different values of Ω_g (respectively $\Omega_{\tilde{d}_1}$). While overall the QFI tends to increase with time in both cases, modulations with the period of the harmonic oscillators are clearly visible. For $\Omega_{\tilde{d}_1} \geq 1$, $\mathcal{I}_{\tilde{d}_1}$ is bounded from above, and a doubling of the period is observed.

optomechanical coupling, (ii) estimation of the strength of a time-dependent linear mechanical displacement, and (iii) estimation of a time-dependent mechanical squeezing term.

A. Example (i): Estimating the strength of an oscillating optomechanical coupling $\tilde{\mathcal{G}}(\tau)$

Characterising the nonlinear coupling in optomechanical systems is a key task when calibrating an experimental system. The case of a constant coupling $\tilde{\mathcal{G}}(\tau) \equiv \tilde{g}_0$ has already been thoroughly considered [27]. As an example application of our methods we therefore compute the QFI for estimating the strength \tilde{g}_0 of an *oscillating* optomechanical coupling $\tilde{\mathcal{G}}(\tau)$. We assume that it has the functional form

$$\tilde{\mathcal{G}}(\tau) := \tilde{g}_0 (1 + \epsilon \sin(\Omega_g \tau)), \quad (11)$$

where $\tilde{g}_0 = g_0/\omega_m$ is the strength of the coupling, ϵ is the oscillation amplitude and $\Omega_g = \omega_g/\omega_m$. We additionally assume that $\tilde{\mathcal{D}}_1 = \tilde{\mathcal{D}}_2 = 0$.

A nonlinear coupling of this form appears for levitated microscopical particles such as microspheres or nanospheres in Paul traps, where the time-dependent modulation is caused by micromotion of the sphere [39, 51, 52]. Using the form (11) of the coupling we can compute the F -coefficients in (A10) explicitly. First of all, we find that whenever $\tilde{\mathcal{D}}_1(\tau) = 0$, it follows that $F_{\tilde{N}_a} = F_{\tilde{B}_+} = F_{\tilde{B}_-} = 0$, and when $\tilde{\mathcal{D}}_2 = 0$, we have $J_b = \tau$ and $J_{\pm} = 0$. Then, the remaining *non-zero* coefficients in (10) are given by

$$\begin{aligned} A &= -\partial_{\theta} F_{\tilde{N}_a^2} - 2F_{\tilde{N}_a \tilde{B}_-} \partial_{\theta} F_{\tilde{N}_a \tilde{B}_+}, \quad (12) \\ C_{\tilde{N}_a, \pm} &= -\partial_{\theta} F_{\tilde{N}_a \tilde{B}_{\pm}}. \end{aligned}$$

The QFI thus becomes

$$\begin{aligned} \mathcal{I}_{\tilde{g}_0} &= 4 |\mu_c|^2 \left((4 |\mu_c|^4 + 6 |\mu_c|^2 + 1) A^2 \right. \\ &\quad \left. + \cosh(2r_T) \left(1 + \frac{|\mu_c|^2}{\cosh^2(2r_T)} \right) \sum_{s \in \{+, -\}} C_{\tilde{N}_a, s}^2 \right). \quad (13) \end{aligned}$$

We observe that the QFI increases for increasing temperatures, which is due to the higher occupied phonon states (see the discussion after (10)). The remaining coefficients A and $C_{\tilde{N}_a, \pm}$ in (13) need to be complemented with the appropriate expressions (A10) for the non-zero F -coefficients. To compute them, we note that $\xi = e^{-i\tau}$ in our case – see (A9) and the expressions for the F -coefficients in Section E1. The resulting expression for the QFI (13) is long and cumbersome, so we display it in (E3) in Appendix E.

We plot $\mathcal{I}_{\tilde{g}_0}$ (E3) as a function of time τ for various frequencies Ω_g in Figure 2a. We note that the different choices of Ω_g lead to distinct oscillation patterns in $\mathcal{I}_{\tilde{g}_0}$. Furthermore, we plot $\mathcal{I}_{\tilde{g}_0}$ as a function of Ω_g in Figure 3a for the values $\tilde{g}_0 = |\mu_c| = 1$, and $r_T = 0$. We note that the QFI peaks at the resonance frequency $\Omega_g = 1$, but only at later times $\tau \gg 1$. At earlier time, the peak occurs for values of $\Omega_g \leq 1$.

When the coupling modulation occurs at mechanical resonance with $\Omega_g \rightarrow 1$, the QFI takes on a more compact form. We present the full expression in (E4) in Appendix E. We can simplify it even further by noting that, at large time-scales $\tau \gg 1$, the first term of (E4) dominates. Furthermore, when the mechanical oscillator in the vacuum state with $r_T = 0$, and when the optomechanical coupling is much greater than the oscillation amplitude, $\tilde{g}_0 \gg \epsilon$, and when $\epsilon \ll 1$, the expression simplifies significantly to

$$\begin{aligned} \mathcal{I}_{\tilde{g}_0}^{(\text{res, app})} &\sim 16 \tilde{g}_0^2 \tau^2 |\mu_c|^2 (4 |\mu_c|^4 + 6 |\mu_c|^2 + 1) \\ &\quad \times (1 - \epsilon \sin(\tau)), \quad (14) \end{aligned}$$

where we kept terms up to ϵ . As expected, when $|\mu_c|^2$ is zero – no initial cavity mode excitations – or \tilde{g}_0 is zero

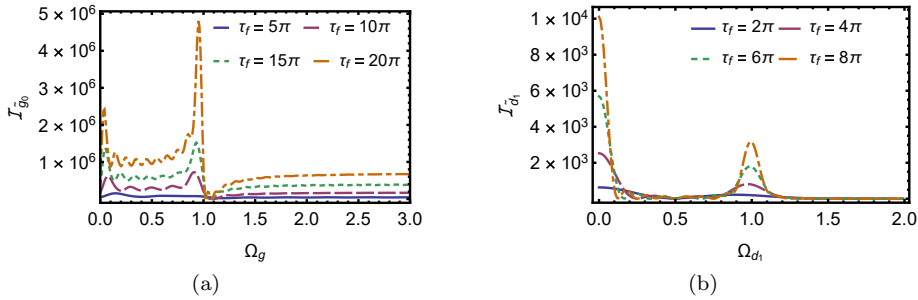


FIG. 3. QFI for estimation of (a) \tilde{g}_0 and (b) \tilde{d}_1 for different frequencies. Parameters are $\tilde{g}_0 = 1$, $\epsilon = 0.5$ and $\mu_c = 1$ for (a), and $\tilde{g}_0 = 1$ and $\mu_c = 1$ for (b). We find that the constant case and the resonances perform best. While the resonance at about $\Omega_g = 1$ gives the best QFI for the estimation of \tilde{g}_0 , the QFI for the estimation of \tilde{d}_1 at the resonance $\Omega_{d_1} = 1$ is smaller compared with when $\tilde{D}_1(\tau)$ is constant.

– no coupling, the QFI vanishes. The same can be seen from the full expression (E4).

The expression (14) shows that the leading time-dependence of the QFI is quadratic. This is also true for the more general non-resonant case, see (E3). However, in both cases there are important time-dependent modulations that can lead to a rather large gain or loss of QFI in relatively short time (see e.g. $\Omega_g = 1$ in Fig. 2a), which makes the choice of time of measurement crucial.

B. Example (ii): Estimating a parameter in the linear displacement $\tilde{D}_1(\tau)$

The case of constant \tilde{D}_1 has already been explored in the context of gravimetry [25, 26]. Here we extended the analysis by the case of a time-dependent driving $\tilde{D}_1(\tau)$, which leads to a signal that is generally easier to detect experimentally compared with a static signal.

We consider a periodic modulation of the mechanical driving term $\tilde{D}_1(\tau)$ of the form

$$\tilde{D}_1(\tau) = \tilde{d}_1 \cos(\Omega_{d_1} \tau), \quad (15)$$

where \tilde{d}_1 is the dimensionless driving strength and $\Omega_{d_1} = \omega_{d_1}/\omega_m$ is the oscillation frequency of the driving. A coupling of this form can, for example, be reproduced in levitating setups by applying any AC electric field to the system [22] that exerts a periodic force to the levitated object.

We are interested in estimating the driving strength \tilde{d}_1 of the time-dependent coupling. As opposed to the last section, here we assume that the light-matter coupling is constant with $\tilde{G}(\tau) \equiv \tilde{g}_0$, and we also assume that $\tilde{D}_2 = 0$. This implies that $\partial_\theta F_{\tilde{N}_a^2} = \partial_\theta F_{\tilde{N}_a \tilde{B}_\pm} = 0$. Furthermore, since $\tilde{D}_2 = 0$, it follows that $J_b = \tau$ and $J_\pm = 0$, as well as $\xi(\tau) = e^{-i\tau}$. As a result, the following coefficients are zero: $A = C_{\tilde{N}_a,+} = C_{\tilde{N}_a,-} = F = G = 0$ and the only *non-zero* coefficients that appear in the ex-

pression (10) of the QFI are

$$\begin{aligned} B &= -\partial_\theta F_{\tilde{N}_a} - 2F_{\tilde{N}_a \tilde{B}_-} \partial_\theta F_{\tilde{B}_+}, \\ C_\pm &= -\partial_\theta F_{\tilde{B}_\pm}. \end{aligned} \quad (16)$$

This implies that the QFI for the estimation of \tilde{d}_1 reduces to the expression

$$\mathcal{I}_{\tilde{d}_1} = 4B^2 |\mu_c|^2 + \frac{4}{\cosh(2r_T)} \sum_{s \in \{+, -\}} C_s^2. \quad (17)$$

We note that the term $4B^2 |\mu_c|^2$ specifically encodes the nonlinearity; that is, when $\tilde{g}_0 = 0$ it follows that $B = 0$.

The F -coefficients in (A10) can now be analytically derived (E5). An explicit expression for $\mathcal{I}_{\tilde{d}_1}$ for general Ω_{d_1} is given in (E6). For a constant linear displacement, $\Omega_{d_1} = 0$, the F -coefficients (E5) simplify, and the QFI takes the simpler expression:

$$\mathcal{I}_{\tilde{d}_1}^{(\text{const})} = 16 \left(\tilde{g}_0^2 |\mu_c|^2 (\tau - \sin(\tau))^2 + \frac{\sin^2(\tau/2)}{\cosh(2r_T)} \right). \quad (18)$$

The first contribution in this expression originates from the cavity field and its interaction with the mechanical oscillator, while the second contribution originates from the mechanical oscillator only, which includes the dependence on the temperature through r_T . The origin of the terms can be inferred from the following observation: When either the optical state is the vacuum state (defined by $|\mu_c| = 0$), or when the optomechanical coupling is zero (that is, $\tilde{g}_0 = 0$), the contributions from the B -coefficients vanish, while the coefficients C_\pm remain non-zero. This situation corresponds to estimating the displacement of a single mechanical element without the cavity. We note that, in this setting, the enhancement from $|\mu_c|^2$ is lost, which means that the QFI is reduced overall. We also note that the result in Eq. (18) extends previous findings [25, 26] from coherent states to thermal states of the mechanical oscillator.

When $\tilde{D}_1(\tau)$ is time-dependent (15), the expression becomes more convoluted (E6). We plot $\mathcal{I}_{\tilde{d}_1}$ as a function of

time τ for different Ω_{d_1} in Figure 2b. The QFI continues to increase at large times τ for the constant ($\Omega_{d_1} = 0$) case and the resonant ($\Omega_{d_1} = 1$) case. For all frequencies Ω_{d_1} considered, the QFI $\mathcal{I}_{\tilde{d}_1}$ rises very rapidly within about half a period of the mechanical oscillator ($\tau \lesssim \pi$). After the initial rapid increase, the QFI either oscillates or keeps increasing depending on the value of $\Omega_{\tilde{d}_1}$. Furthermore, in Figure 3b, we plot $\mathcal{I}_{\tilde{d}_1}$ as a function of the oscillation frequency Ω_{d_1} . The QFI shows a clear local maximum at resonance, where $\Omega_{d_1} = 1$, and another one at $\Omega_{d_1} = 0$, i.e. when the displacement $\tilde{\mathcal{D}}_1(\tau) \equiv \tilde{d}_1$ is constant.

At mechanical resonance $\Omega_{d_1} = 1$, the expression (E6) simplifies to

$$\mathcal{I}_{\tilde{d}_1}^{(\text{res})} = 4\tilde{g}_0^2 |\mu_c|^2 [\tau + \sin(\tau) (\cos(\tau) - 2)]^2 + \frac{\tau^2 + 2\tau \sin(\tau) \cos(\tau) + \sin^2(\tau)}{\cosh(2r_T)}. \quad (19)$$

We note that $[\tau + \sin(\tau) (\cos(\tau) - 2)]^2 = [1 + \text{sinc}(\tau) (\cos(\tau) - 2)]^2 \tau^2$ and $\tau^2 + 2\tau \sin(\tau) \cos(\tau) + \sin^2(\tau) = (1 + 2\text{sinc}(\tau) \cos(\tau) + \text{sinc}^2(\tau)) \tau^2$, where $\text{sinc}(x) := \frac{\sin x}{x}$ and $\text{sinc}(x) \rightarrow 1$ for $x \rightarrow 0$. This highlights the appearance of terms proportional to τ^2 in (19). Therefore, these terms do not oscillate for $\tau \gg 1$ but grow polynomially, that is, the resonant QFI scales as $\mathcal{I}_{\tilde{d}_1}^{(\text{res})} \sim 4\tilde{g}_0^2 |\mu_c|^2 \tau^2$, while the QFI for a constant coupling scales as $\mathcal{I}_{\tilde{d}_1}^{(\text{const})} \sim 16\tilde{g}_0^2 |\mu_c|^2 \tau^2$. All together, this implies that $\mathcal{I}_{\tilde{d}_1}^{(\text{const})} \approx 4\mathcal{I}_{\tilde{d}_1}^{(\text{res})}$ for $\tau \gg 1$.

At higher temperatures, the QFI decreases with larger r_T for both constant (18) and resonant (19) displacements. However, the effect differs between the two cases in the $\tau \gg 1$ limit. For $\mathcal{I}_{\tilde{d}_1}^{(\text{const})}$, the temperature-dependent term is bounded and oscillates with τ , and therefore is completely negligible for $\tau \gg 1$ compared to the term increasing quadratically with τ . For $\mathcal{I}_{\tilde{d}_1}^{(\text{res})}$, on the other hand, the temperature-dependent term also scales with τ^2 . Hence there is resonant buildup of the information contained in the temperature-dependent term, which leads to an advantage for the resonant case when both r_T and $\tilde{g}_0^2 |\mu_c|^2$ are small. The difference between the constant and resonant case is, however, relatively small if $\tilde{g}_0 \gg 1$ and $|\mu_c|^2 \gg 1$, for which the first terms in both (18) and (19) dominate and lead to a factor of 4 in the QFI.

C. Example (iii): Estimating a parameter in the mechanical squeezing $\tilde{\mathcal{D}}_2(\tau)$

In this section, we consider a mechanical squeezing term $\tilde{\mathcal{D}}_2(\tau)$ of the form

$$\tilde{\mathcal{D}}_2(\tau) = \tilde{d}_2 \cos(\Omega_{d_2} \tau), \quad (20)$$

where \tilde{d}_2 is the oscillation amplitude and Ω_{d_2} is the frequency. A modulation of this form can arise from an external time-dependent shift of the mechanical frequency ω_m , achievable in the laboratory [32, 39]². Our goal is to estimate the squeezing strength \tilde{d}_2 for constant or modulated couplings. For simplification we set $\tilde{\mathcal{D}}_1 = 0$ in this section, and keep $\tilde{\mathcal{G}}(\tau) \equiv \tilde{g}_0$ constant.

A non-zero mechanical squeezing term affects the full dynamics of the system since it changes the function $\xi(\tau)$ (A9), which, in turn, enters into the F -coefficients in (A10). The squeezing parameter is also contained in the J -coefficients, which may be computed by using the relation (C34). When $\tilde{\mathcal{D}}_1(\tau) = 0$ we find that $B = C_{\pm} = 0$, which means that the general QFI expression (10) for estimation of \tilde{d}_2 reduces to

$$\begin{aligned} \mathcal{I}_{\tilde{d}_2} = & 4 \left[(4|\mu_c|^6 + 6|\mu_c|^4 + |\mu_c|^2) A^2 \right. \\ & + |\mu_c|^2 \cosh(2r_T) \left(1 + \frac{|\mu_c|^2}{\cosh^2(2r_T)} \right) \sum_{s \in \{+, -\}} C_{\tilde{N}_a, s}^2 \\ & \left. + 4 \frac{\cosh^2(2r_T)}{\cosh^2(2r_T) + 1} (F^2 + G^2) \right]. \quad (21) \end{aligned}$$

When the squeezing term is constant, that is, $\Omega_{d_2} = 0$, the differential equations for the mechanical subsystem evolution (A5) are analytically solvable, as we demonstrate in Section E3a. For a time-dependent coupling of the form (20), however, the mechanical subsystem equations (A7) take the form of the Mathieu equation. The Mathieu equation is notoriously difficult to solve numerically, and only has analytic solutions for specific cases. However, it has been shown that perturbative solutions of the form (A11) can be obtained at parametric resonance $\Omega_{\tilde{d}_2} = 2$ when $\tilde{d}_2 \ll 1$, i.e., the squeezing strength is small [36]. These solutions lead to the same time evolution that can be obtained from the Hamiltonian (1) by employing the rotating wave approximation.

When the squeezing is constant (i.e., $\Omega_{d_2} = 0$), the F -coefficients (A10) are given in (E11), and the J -coefficients are given in (E12). As a result, the only *non-zero* coefficient of the QFI is

$$C_{\tilde{N}_a, +} = 2\tilde{g}_0\tau, \quad (22)$$

which means that the QFI for estimating a constant squeezing \tilde{d}_2 is given by

$$\mathcal{I}_{\tilde{d}_2}^{(\text{const, app})} = 16\tilde{g}_0^2 \tau^2 |\mu_c|^2 \frac{|\mu_c|^2 + \cosh^2(2r_T)}{\cosh(2r_T)}, \quad (23)$$

where the superscript ‘app’ refers to the fact that our solutions to the dynamics are approximate.

² This equivalence is demonstrated explicitly in Appendix D of [36].

When the squeezing term is time-dependent, with $\tilde{\mathcal{D}}_2(\tau) = \tilde{d}_2 \cos(2\tau)$, i.e. parametric resonance is assumed, the F -coefficients are given by (E14), and the J -coefficients by (E15). This leads to the following *non-*

zero coefficients for the QFI:

$$A = -\tilde{g}_0^2 \tau, \quad C_{\tilde{N}_{a,+}} = \tilde{g}_0 \tau, \quad F = -\tau/2. \quad (24)$$

The QFI is then given by

$$\mathcal{I}_{\tilde{d}_2}^{(\text{res,app})} = 4\tau^2 \left(\tilde{g}_0^4 (4|\mu_c|^6 + 6|\mu_c|^4 + |\mu_c|^2) + \tilde{g}_0^2 |\mu_c|^2 \frac{|\mu_c|^2 + \cosh^2(2r_T)}{\cosh(2r_T)} + \frac{\cosh^2(2r_T)}{\cosh^2(2r_T) + 1} \right). \quad (25)$$

We note that for the resonant case, $\mathcal{I}_{\tilde{d}_2}^{(\text{res,app})}$ scales quadratically with τ and displays a strong dependence on μ_c through the term $|\mu_c|^6$, while for the constant case, $\mathcal{I}_{\tilde{d}_2}^{(\text{const,app})}$ only scales with $|\mu_c|^4$. The QFI for the resonant case also scales with \tilde{g}_0^4 , which indicates that the strength of the nonlinearity is particularly important for sensing of resonantly modulated squeezing. Just like in Example (i) in Subsection IV A, we find that the very last term in (25) tends to 1 as $r_T \rightarrow \infty$, but the second-to-last term diverges exponentially as r_T increases, which indicates that a higher temperature r_T contributes positively to the QFI.

In the limit $|\mu_c| \gg 1$, and at zero temperature $r_T = 0$, we find that $\mathcal{I}_{\tilde{d}_2}^{(\text{const,app})} \sim 16\tilde{g}_0^2 \tau^2 |\mu_c|^4$ and $\mathcal{I}_{\tilde{d}_2}^{(\text{res,app})} = 16\tilde{g}_0^4 \tau^2 |\mu_c|^6$, which implies that $\mathcal{I}_{\tilde{d}_2}^{(\text{res,app})} \sim \tilde{g}_0^2 |\mu_c|^2 \mathcal{I}_{\tilde{d}_2}^{(\text{const,app})}$. It follows that the resonant sensing scheme might be beneficial for strong light-matter couplings.

V. APPLICATIONS

We have derived a general expression for the QFI for an optomechanical system operating in the nonlinear regime and discussed three specific examples of parameter estimation scenarios in order to demonstrate how our results can be applied. Our expression can be used to infer the fundamental sensitivity for estimation of any parameters that enter into the Hamiltonian (1).

To further demonstrate the applicability of these methods, we consider some examples of parameter values for the following three cases at resonance: Estimating the coupling \tilde{g}_0 with the exact expression (E4), estimating the linear displacement \tilde{d}_1 (19), and estimating the squeezing parameter \tilde{d}_2 (25), which is valid for $\tilde{d}_2 \ll 1$. When we compute the QFI for \tilde{g}_0 , we set $\tilde{\mathcal{D}}_1(\tau) = \tilde{\mathcal{D}}_2(\tau) = 0$, and when we compute the QFI for \tilde{d}_1 and \tilde{d}_2 , we keep the optomechanical coupling constant $\tilde{\mathcal{G}}(\tau) \equiv \tilde{g}_0$. In addition, for the estimation of \tilde{d}_1 and \tilde{d}_2 , we set the other coefficient to zero respectively, such that $\tilde{\mathcal{D}}_2(\tau) = 0$ when estimating \tilde{d}_1 , and $\tilde{\mathcal{D}}_1 = 0$ for estimation of \tilde{d}_2 .

The parameters used for all cases include the coupling strength $\tilde{g}_0 = 10^2$, which can be readily achieved with levitated systems [53], a coherent state parameter of $|\mu_c|^2 = 10^6$, a temperature of 200 nano-Kelvin, and a mechanical oscillation frequency $f_m = 10^2$ Hz (which implies the angular frequency $\omega_m = 2\pi \times 10^2$ Rad s⁻¹). These parameters result in a temperature parameter $r_T = 2.56$. We consider a single measurement performed at the final time $\tau_f = 2\pi$. The results can be found in Table I, where dimensions can be restored where required by multiplication with the appropriate number of ω_m .

Parameter	Symbol	Value
Time of measurement	$\tau_f = \omega_m t$	2π
Optomechanical coupling	$\tilde{g}_0 = g_0/\omega_m$	10^2
Coherent state parameter	$ \mu_c ^2$	10^6
Mechanical oscillation frequency	ω_m	$2\pi \times 10^2$ Rads s ⁻¹
Thermal state temperature	T	200 nK
Thermal state parameter	r_T	2.56
Estimation of \tilde{g}_0		
Amplitude of coupling oscillation	ϵ	0.5
QFI for estimation of \tilde{g}_0 (E4)	$\mathcal{I}_{\tilde{g}_0}^{(\text{res})}$	3.02×10^{25}
Estimation of \tilde{d}_1		
Linear displacement	$\tilde{d}_1 = d_1/\omega_m$	1
QFI for estimation of \tilde{d}_1 (19)	$\mathcal{I}_{\tilde{d}_1}^{(\text{res})}$	1.58×10^{12}
Estimation of \tilde{d}_2		
Squeezing parameter	$\tilde{d}_2 = d_2/\omega_m$	0.1
QFI for estimation of \tilde{d}_2 (25)	$\mathcal{I}_{\tilde{d}_2}^{(\text{res,app})}$	6.32×10^{28}

TABLE I. The single-shot QFI for estimating the optomechanical coupling strength \tilde{g}_0 , a linear mechanical displacement strength \tilde{d}_1 , and a mechanical squeezing strength \tilde{d}_2 (all on resonance). In each scheme, we set the other couplings to zero or, in the case of the coupling \tilde{g}_0 , to a constant. Estimation of \tilde{g}_0 and, in certain schemes, \tilde{d}_2 correspond to an internal characterisation of the system, while estimation of \tilde{d}_1 and \tilde{d}_2 yield the sensitivity of the optomechanical system to an external force and its changing amplitude, respective.

We now discuss all three cases in detail. In all examples, we list our results with three significant digits, however they should be seen as merely indicative of the order

of magnitude of the fundamental measurement limit.

- i) *Estimation of the amplitude \tilde{g}_0 .* The constant case has already been thoroughly explored [27]. We therefore focus on a time-dependent coupling at mechanical resonance. We set the oscillation amplitude to $\epsilon = 0.5$, and by using $\tilde{g}_0 = 10^2$ and $|\mu_c|^2 = 10^6$, we find from (E4) that the QFI becomes $\mathcal{I}_{\tilde{g}_0}^{(\text{res})} = 3.02 \times 10^{25}$. This implies a single-shot sensitivity of $\Delta\tilde{g}_0 = 1/(\mathcal{I}_{\tilde{g}_0}^{(\text{res})})^{1/2} = 1.82 \times 10^{-13}$ and a relative sensitivity of $\Delta\tilde{g}_0/\tilde{g}_0 = 1.82 \times 10^{-15}$.
- ii) *Estimation of \tilde{d}_1 .* The constant case has already been previously considered [25, 26]. For the resonant case, we find from (19) that $\mathcal{I}_{\tilde{g}_0}^{(\text{res})} = 1.58 \times 10^{12}$, which implies a single-shot sensitivity of $\Delta\tilde{d}_1 = 7.96 \times 10^{-7}$. Since we set $\tilde{d}_1 = 1$ in our example, the relative sensitivity $\Delta\tilde{d}_1/\tilde{d}_1$ takes the same value. This example can be made more concrete in the context of force sensing. We consider detection of a spatially constant force, which physically corresponds to the system subjected to a linear potential with oscillating slope, which causes the mechanical element to become displaced. Let $\tilde{\mathcal{D}}_1(\tau) = a(\tau)\sqrt{m/(2\hbar\omega_m^3)}$, where m is the mass of the system, and $a(\tau) = a_0 \cos(\Omega_a \tau)$ is a time-dependent acceleration. We then obtain $\tilde{d}_1 = a_0 \sqrt{m/(2\hbar\omega_m^3)}$, in analogy with Example (ii) in Subsection IV B. Since we now are interested in estimating a_0 rather than \tilde{d}_1 , we note that $\partial_{a_0} = \partial_{a_0} \tilde{d}_1 \partial_{\tilde{d}_1}$, and hence the (dimensionful) QFI becomes $\mathcal{I}_{a_0}^{(\text{res})} = (\partial_{a_0} \tilde{d}_1)^2 \mathcal{I}_{\tilde{d}_1}^{(\text{res})}$. To compute a value for the QFI, we consider a levitated object with a mass $m = 10^{-14}$ kg with an angular oscillation frequency of $\omega_m = 2\pi \times 10^2$ Rads s^{-1} . Given these values together with the parameters $\tilde{g}_0 = 10^2$, $|\mu_c|^2 = 10^6$, and $T = 200$ nano-Kelvin, which implies $r_T = 2.56$, we find $\mathcal{I}_{a_0}^{(\text{Res})} = 7.48 \times 10^{25} \text{ m}^{-2} \text{ s}^4$, which leads to the sensitivity $\Delta a_0 = 1.16 \times 10^{-13} \text{ ms}^{-2}$. This, in turn, should allow for measurements of resonant forces of amplitude $m \Delta a_0 = 1.16 \times 10^{-27}$ N.
- iii) *Estimation of a constant shift or parametric modulation of the cavity frequency $\delta\omega_m$.* This setting corresponds to Example (iii) in Section IV C with $\mathcal{D}_2(t) = \delta\omega_m(t)$. We start by considering a constant squeezing with $\delta\omega_m(t) \equiv \delta\omega_m$. This yields the following dimensionless parameter $\tilde{d}_2 = \delta\omega_m/\omega_m$, where we chose small values of $\delta\omega_m/\omega_m = 0.1$ to ensure the validity of our approximation. Similarly to the above, we are here interested in estimating $\delta\omega_m$ rather than \tilde{d}_2 , and we note that $\partial_{\delta\omega_m} = \partial_{\delta\omega_m} \tilde{d}_2 \partial_{\tilde{d}_2} = (\omega_m)^{-1} \partial_{\tilde{d}_2}$. The dimensionful QFI therefore becomes $\mathcal{I}_{\delta\omega_m}^{(\text{res,app})} = (\omega_m)^{-2} \mathcal{I}_{\tilde{d}_2}^{(\text{res,app})}$. Then, we set $\tilde{g}_0 = 10^2$, $|\mu_c|^2 = 10^6$, $\omega_m = 2\pi \times$

10^2 Rad s^{-1} , which implies $\delta\omega_m = 2\pi \times 10$ Rad s^{-1} , and a temperature of 200 nK, which yields $r_T = 2.56$. We then find from (23) that $\mathcal{I}_{\delta\omega_m}^{(\text{const,app})} = 1.93 \times 10^{11} \text{ s}^2 \text{ Rad}^{-2}$, which implies a sensitivity of $\Delta(\delta\omega_m) = 2.27 \times 10^{-6}$ Rad s^{-1} , and a relative sensitivity of $\Delta(\delta\omega_m)/\delta\omega_m = 3.62 \times 10^{-8}$. Next, we consider the case where the frequency change is time-dependent with $\delta\omega_m(t) = \delta\omega_m \cos(\omega_0 t)$, where the driving is resonant with $\omega_0/\omega_m = 2$. We use the same values as above to find from (25) that $\mathcal{I}_{\delta\omega_m}^{(\text{res,app})} = 1.60 \times 10^{23} \text{ s}^2 \text{ Rad}^{-2}$, which implies a sensitivity of $\Delta(\delta\omega_m) = 2.50 \times 10^{-12}$ Rad s^{-1} and a relative sensitivity $\Delta(\delta\omega_m)/\delta\omega_m = 3.98 \times 10^{-14}$.

VI. DISCUSSION

In the previous sections, we showed how to use solutions of the time evolution induced by the Hamiltonian (1) to obtain bounds on the sensitivity with which some relevant experimental parameters contained in the Hamiltonian can be measured. We gave three explicit examples, however we note that our methods can be extended to a number of additional parameters. Here, we discuss our results and elaborate on a number of properties of the QFI.

A. The Heisenberg limit

The Heisenberg limit is often associated with a scaling of the sensitivity of a system as N^{-1} (as opposed to $N^{-1/2}$ for classical systems), where N is the number of physical probes in the system. However, it should be kept in mind that this result is derived under rather specific conditions [54]: N distinguishable, non-interacting subsystems, finite-dimensional Hilbert spaces, and parameter encoding via a unitary evolution with parameter-dependent Hamiltonian [55, 56]. By coincidence, the $1/N$ (respectively $1/\sqrt{N}$) scaling is also the scaling of the sensitivity with the average number of photons with which the phase-shift in a Mach-Zehnder interferometer can be measured. This scaling occurs when a NOON-state (respectively coherent state) is used, even though the photons are indistinguishable bosons with infinite-dimensional Hilbert space, and the photon number is in both cases only defined on average. This result follows immediately from the general expression of the pure state QFI in terms of the variance of the generator \hat{G} that generates the unitary transformation \hat{U}_α which encodes the parameter α according to $\hat{U}_\alpha = e^{i\alpha\hat{G}}$, together with the phase shift Hamiltonian $\hat{H} = \alpha\hat{a}^\dagger\hat{a}$. It is, however, also well known that the scaling with N can be faster than $1/N$ for the estimation of an interaction parameter [57, 58], and this advantage can extend in certain parameter regimes to the estimation of other parameters of an interacting system [59] if one has access to the full

system. In light of the $1/N$ scaling that is often associated with the Heisenberg limit, our main result (10) appears to indicate scaling beyond the Heisenberg limit due the term $|\mu_c|^6$, which can be written in terms of the initial average number N_{ph} of photons as $|\mu_c|^6 = N_{\text{ph}}^3$. A similar scaling has been predicted for the phase sensitivity of nonlinear optical systems [60]. The N^3 term corresponds to a sensitivity that scales $\propto N_{\text{ph}}^{-3/2}$, i.e. decays faster than the ‘‘Heisenberg limit’’ $1/N$. The origin of the $|\mu_c|^6$ term is clearly the $(\hat{a}^\dagger \hat{a})^2$ term in \hat{H}_{N_a} (see (9)). If one restricts the maximum amount of energy available, its contribution to the QFI is maximized by the aforementioned NOON state [54], but N_{ph} is replaced by N_{ph}^2 , i.e. the true Heisenberg-limit in the sense of the smallest possible uncertainty is now a $1/N_{\text{ph}}^2$ scaling of the sensitivity, whereas the coherent state gives the $1/N_{\text{ph}}^{3/2}$ found above. Since the corresponding parameter $F_{N_a}^2$ depends not only on the coupling constant \tilde{g}_1 but also on the squeezing parameter \tilde{d}_2 relevant for force sensing, we have here the remarkable situation that the nonlinear interaction between the two oscillators not only allows enhanced sensitivity for estimating the interaction (i.e., faster than $1/N_{\text{ph}}$ scaling of the sensitivity, but which cannot be compared to the non-interacting case, as the parameter \tilde{g}_0 does not exist there), but also enables enhanced sensitivity of a parameter of the original non-interacting system! This is a fundamental insight that was possible only through the exact decoupling scheme used here, and it should be highly useful for metrology. In principle one could envisage other systems leading to even higher powers of N_{ph} , if the Lie-algebra of generators in \hat{H} closed after more iterations. We note, however, that the sensitivity to linear displacements with this system scales as $1/N_{\text{ph}}^{1/2}$, i.e. up to a change of prefactor the same sensitivity as for measuring a phase shift with a coherent state. However, it should be kept in mind that it is the excitation of the optical cavity that determines the sensitivity with which the shift of the mechanical oscillator is measured, and which can be much larger than the initial thermal excitation of the mechanical oscillator.

B. Resonance

Here we discuss the implications of driving the system at mechanical resonance. The resonance behavior differs for all three examples considered in Section IV, which implies a rich and complicated structure of the QFI. We here provide a brief discussion of some of the main features observed in this work. For estimation of \tilde{g}_0 , it can be seen in Figure 3a, where we plotted a frequency sweep of the QFI at various times τ_f , that the onset of the increase of QFI is due to the accumulation of the resonant behavior. In fact, Figure 3a demonstrates that driving on resonance only provides a significant advantage as $\tau \gg 1$.

For estimations of a linear drive \tilde{d}_1 , we found that a

constant coupling performs better than a time-dependent one. This observation is most likely due to our choice to let the weighting function $\tilde{\mathcal{D}}(\tau) = \tilde{d}_1 \cos(\Omega_{d_1} \tau)$ oscillate around zero rather than a fixed displacement.

For estimation of \tilde{d}_2 , our results are only valid close to parametric resonance, which occurs when $\Omega_{d_2} = 2$. In all cases considered here, general, we demonstrated that resonances play an important, but not always beneficial, part in enhancing the sensitivity of a system.

C. Time-dependence

In all three examples we considered, the QFI was found to increase essentially quadratically with dimensionless time τ to leading order at resonance. Optomechanical systems are among the most massive quantum systems that can be controlled in the laboratory to date, and while impressively narrow linewidths have recently been demonstrated experimentally with levitated nanoparticles [61], achieving long quantum coherence times is still a challenging task. In the pioneering experiments reported in [62] the fitted T_2 dephasing time of a nanomechanical oscillator with resonance frequency of 6 GHz was about 20 ns, corresponding to a maximally achievable $\tau \simeq 754$. Given a finite available measurement time limited by the decoherence time, our results show that the precise timing of the measurements and the choice of frequency ratios is crucial for optimizing the overall sensitivity per square root of Hertz. It is a major benefit of our method that the precise time-dependence of the QFI can be obtained in such a non-linear and possibly driven or parametrically modulated optomechanical system.

VII. CONCLUSION

We have derived a general expression for the quantum Fisher information (QFI) for a nonlinear optomechanical system with a time-dependent light–matter coupling term, a time-dependent linear mechanical displacement term, and a time-dependent single-mode mechanical squeezing term in the Hamiltonian. The expression for the QFI can be used to compute the optimal sensitivity bounds for the estimation of any parameter which enters into any of the terms in the Hamiltonian. Most importantly, our methods include the treatment of arbitrary time-dependent effects, which offers significant advantages for experimental schemes since time-varying signals can be more easily distinguished from a typical random noise floor than constant ones.

To demonstrate the applicability of the expression and our methods, we computed the QFI for three specific examples: (i) Estimating the strength of an oscillating optomechanical coupling, (ii) estimating the amplitude of an oscillating linear mechanical displacement term, and, (iii) estimating the amplitude of a resonant time-dependent mechanical squeezing term. We derived exact

and asymptotic expressions for the QFI in the first two cases, as well as an approximate expressions based on perturbative solutions for a squeezing term modulated at resonance.

Our results include a number of interesting phenomena. Most remarkable is the fact that the nonlinear interaction leads, for large population of the cavity, to a drastically increased sensitivity not only for the coupling, but also the frequency shift of the mechanical oscillator, and hence to the measurement of spatially linearly varying forces. Secondly, we find that resonances, where the oscillation frequency of the driving matches the mechanical oscillation frequency of the system, or in case of parametric driving, twice the oscillation frequency, can increase the QFI for measuring the coupling or the linear shift (and hence spatially constant forces) substantially. Thirdly, we find that the temperature of the initial mechanical thermal state is not always detrimental for the sensitivity, and might even sometimes aid estimation of the parameter in question. More work is needed to establish how this effect can be harnessed for settings that include the potentially detrimental effects of decoherence due to the coupling to a thermal environment whose influence on the dynamics was neglected so far.

Finally, while we have analysed three relevant examples in detail, the methods can be applied to the measurement of a large number of internal and external effects that act on the optomechanical systems, as long as they can be modelled via the coefficients in the Hamiltonian we consider. It should be kept in mind, however, that our results are proofs of existence: they show that a joint-measurement of the cavity and mechanical oscillator ex-

ists that allows one to reach the described sensitivities in the limit of infinitely many measurements. More work will be required to understand how the different effects in the Hamiltonian interact to enhance or decrease the sensitivity, and to find physically feasible measurements that saturate the bounds. In addition the question of the effect of decoherence needs to be addressed. Nevertheless, our results clearly demonstrate the potential of optomechanical systems, and more generally of harmonic oscillators coupled via the radiation-pressure coupling, for strongly enhanced sensitivity in the measurement of very small forces.

ACKNOWLEDGMENTS

We thank Julien Fraïsse, Doug Plato, Antonio Pontin, Nathanaël Bullier, Peter Barker, and Ivette Fuentes for useful comments and discussions. SQ acknowledges support from the EPSRC Centre for Doctoral Training in Delivering Quantum Technologies and thanks the University of Vienna for its hospitality. DR would like to thank the Humboldt Foundation for supporting his work with their Feodor Lynen Research Fellowship. This work was supported by the European Union's Horizon 2020 research and innovation programme under grant agreement No. 732894 (FET Proactive HOT). DEB thanks the Institute for Quantum Optics and Quantum Information in Vienna and the Eberhard Karls Universität Tübingen for their hospitality.

-
- [1] M. G. A. Paris, *International Journal of Quantum Information* **7**, 125 (2009).
 - [2] V. Giovannetti, S. Lloyd, and L. Maccone, *Physical Review Letters* **96**, 010401 (2006).
 - [3] J. Aasi, J. Abadie, B. P. Abbott, R. Abbott, T. D. Abbott, M. R. Abernathy, C. Adams, T. Adams, P. Addesso, R. X. Adhikari, C. Affeldt, O. D. Aguiar, P. Ajith, B. Allen, E. Amador Ceron, *et al.*, *Nature Photonics* **7**, 613 (2013).
 - [4] T. van Zoest, N. Gaaloul, Y. Singh, H. Ahlers, W. Herr, S. T. Seidel, W. Ertmer, E. Rasel, M. Eckart, E. Kajari, *et al.*, *Science* **328**, 1540 (2010).
 - [5] A. Lenef, T. D. Hammond, E. T. Smith, M. S. Chapman, R. A. Rubenstein, and D. E. Pritchard, *Physical Review Letters* **78**, 760 (1997).
 - [6] D. E. Bruschi, C. Sabín, A. White, V. Baccetti, D. K. L. Oi, and I. Fuentes, *New Journal of Physics* **16**, 053041 (2014).
 - [7] R. Howl, R. Penrose, and I. Fuentes, *New Journal of Physics* **21**, 043047 (2019).
 - [8] D. Rätzel and I. Fuentes, *Journal of Physics Communications* **3**, 025009 (2019).
 - [9] G. J. M. H. M. Wiseman, *Quantum Measurement and Control* (Cambridge University Press, 2010).
 - [10] V. Giovannetti, S. Lloyd, and L. Maccone, *Nature Photonics* **5**, 222 (2011).
 - [11] Y.-X. Liu, A. Ajoy, P. Cappellaro, *et al.*, *Physical Review Letters* **122**, 100501 (2019).
 - [12] L. J. Fiderer and D. Braun, *Nature Communications* **9**, 1351 (2018).
 - [13] F. Marquardt and S. M. Girvin, *arXiv:0905.0566* (2009).
 - [14] O. Arcizet, P. F. Cohadon, T. Briant, M. Pinard, A. Heidmann, J. M. Mackowski, C. Michel, L. Pinard, O. Français, and L. Rousseau, *Physical Review Letters* **97**, 133601 (2006).
 - [15] M. Bahrami, M. Paternostro, A. Bassi, and H. Ulbricht, *Physical Review Letters* **112**, 210404 (2014).
 - [16] S. Nimmrichter, K. Hornberger, and K. Hammerer, *Physical Review Letters* **113**, 020405 (2014).
 - [17] C. Pfister, J. Kaniewski, M. Tomamichel, A. Mantri, R. Schmucker, N. McMahon, G. Milburn, and S. Wehner, *Nature Communications* **7**, 13022 (2016).
 - [18] S. Bose, A. Mazumdar, G. W. Morley, H. Ulbricht, M. Toroš, M. Paternostro, A. A. Geraci, P. F. Barker, M. Kim, and G. Milburn, *Physical Review Letters* **119**, 240401 (2017).
 - [19] C. Marletto and V. Vedral, *Physical Review Letters* **119**, 240402 (2017).

- [20] A. Belenchia, R. M. Wald, F. Giacomini, E. Castro-Ruiz, Č. Brukner, and M. Aspelmeyer, *Physical Review D* **98**, 126009 (2018).
- [21] G. Ranjit, M. Cunningham, K. Casey, and A. A. Geraci, *Physical Review A* **93**, 053801 (2016).
- [22] D. Hempston, J. Vovrosh, M. Toroš, G. Winstone, M. Rashid, and H. Ulbricht, *Applied Physical Letters* **111**, 133111 (2017).
- [23] R. J. Marshman, A. Mazumdar, G. W. Morley, P. F. Barker, S. Hoekstra, and S. Bose, [arXiv:1807.10830](https://arxiv.org/abs/1807.10830) (2018).
- [24] M. Aspelmeyer, T. J. Kippenberg, and F. Marquardt, *Review of Modern Physics* **86**, 1391 (2014).
- [25] S. Qvarfort, A. Serafini, P. F. Barker, and S. Bose, *Nature Communications* **9**, 3690 (2018).
- [26] F. Armata, L. Latmiral, A. D. K. Plato, and M. S. Kim, *Physical Review A* **96**, 043824 (2017).
- [27] J. Z. Bernád, C. Sanavio, and A. Xuereb, *Physical Review A* **97**, 063821 (2018).
- [28] Á. Rivas and A. Luis, *Physical Review Letters* **105**, 010403 (2010).
- [29] L. Latmiral, F. Armata, M. G. Genoni, I. Pikovski, and M. S. Kim, *Physical Review A* **93**, 052306 (2016).
- [30] M. G. Genoni, C. Invernizzi, and M. G. A. Paris, *Physical Review A* **80**, 033842 (2009).
- [31] M. A. C. Rossi, F. Albarelli, and M. G. A. Paris, *Physical Review A* **93**, 053805 (2016).
- [32] A. Farace and V. Giovannetti, *Physical Review A* **86**, 013820 (2012).
- [33] G. J. M. W. P. Bowen, *Quantum Optomechanics* (CRC Press, 2015).
- [34] D. E. Bruschi and A. Xuereb, *New Journal of Physics* **20**, 065004 (2018).
- [35] S. Qvarfort, A. Serafini, A. Xuereb, D. Rätzel, and D. E. Bruschi, *New Journal of Physics* **21**, 055004 (2019).
- [36] S. Qvarfort, A. Serafini, A. Xuereb, D. Braun, D. Rätzel, and D. E. Bruschi, [arXiv:1908.00790](https://arxiv.org/abs/1908.00790) (2019).
- [37] J. Wei and E. Norman, *Journal of Mathematical Physics* **4**, 575 (1963).
- [38] R. Wilcox, *Journal of Mathematical Physics* **8**, 962 (1967).
- [39] E. B. Aranas, P. Z. G. Fonseca, P. F. Barker, and T. S. Monteiro, *New Journal of Physics* **18**, 113021 (2016).
- [40] M. Rashid, T. Tufarelli, J. Bateman, J. Vovrosh, D. Hempston, M. S. Kim, and H. Ulbricht, *Physical Review Letters* **117**, 237601 (2016).
- [41] D. Bothner, S. Yanai, A. Iniguez-Rabago, M. Yuan, Y. M. Blanter, and G. A. Steele, [arXiv:1908.08496](https://arxiv.org/abs/1908.08496) (2019).
- [42] C. Helstrom, *Quantum Detection and Estimation Theory* (Academic Press, New York, 1976).
- [43] A. Holevo, *Statistical Structure of Quantum Theory* (Springer, Berlin, 2001).
- [44] S. L. Braunstein and C. M. Caves, *Physical Review Letters* **72**, 3439 (1994).
- [45] S. L. Braunstein, C. M. Caves, and G. J. Milburn, *Annals of Physics* **247**, 135 (1996).
- [46] A. Peres, *Quantum theory: Concepts and methods*, Vol. 57 (Springer Science & Business Media, 2006).
- [47] S. Pang and T. A. Brun, *Physical Review A* **90**, 022117 (2014).
- [48] L. Jing, J. Xiao-Xing, Z. Wei, and W. Xiao-Guang, *Communications in Theoretical Physics* **61**, 45 (2014).
- [49] D. Braun, *EPL (Europhysics Letters)* **94**, 68007 (2011).
- [50] P. Binder and D. Braun, [arXiv:1905.08288](https://arxiv.org/abs/1905.08288) [quant-ph] (2019).
- [51] J. Millen, P. Z. G. Fonseca, T. Mavrogordatos, T. S. Monteiro, and P. F. Barker, *Physical Review Letters* **114**, 123602 (2015).
- [52] P. Z. G. Fonseca, E. B. Aranas, J. Millen, T. S. Monteiro, and P. F. Barker, *Physical Review Letters* **117**, 173602 (2016).
- [53] J. Millen, T. S. Monteiro, R. Pettit, and A. N. Vamivakas, [arXiv preprint arXiv:1907.08198](https://arxiv.org/abs/1907.08198) (2019).
- [54] D. Braun, G. Adesso, F. Benatti, R. Floreanini, U. Marzolino, M. W. Mitchell, and S. Pirandola, *Reviews of Modern Physics* **90**, 035006 (2018).
- [55] V. Giovannetti, S. Lloyd, and L. Maccone, *Science* **306**, 1330 (2004).
- [56] V. Giovannetti, S. Lloyd, and L. Maccone, *Physical Review Letters* **96**, 010401 (2006).
- [57] A. Luis, *Physics Letters A* **329**, 8 (2004).
- [58] D. Braun and J. Martin, *Nature Communications* **2**, 223 (2011).
- [59] J. M. E. Fraïsse and D. Braun, *Annalen der Physik* **527**, 701 (2015).
- [60] S. Boixo, S. T. Flammia, C. M. Caves, and J. M. Geremia, *Physical Review Letters* **98**, 090401 (2007).
- [61] A. Pontin, N. Bullier, M. Toroš, and P. F. Barker, [arXiv:1907.06046](https://arxiv.org/abs/1907.06046) (2019).
- [62] A. D. O'Connell, M. Hofheinz, M. Ansmann, R. C. Bialczak, M. Lenander, E. Lucero, M. Neeley, D. Sank, H. Wang, M. Weides, J. Wenner, J. M. Martinis, and A. N. Cleland, *Nature* **464**, 697 (2010).
- [63] C. Moore and D. E. Bruschi, [arXiv:1601.01919](https://arxiv.org/abs/1601.01919) (2016).

Appendix A: Decoupling time-dependent dynamics

Here we discuss the basic elements that led to the decoupling of the form (5). All details of the techniques and procedures can be found in [36]. The algebra basis-operators are

$$\begin{aligned}
\hat{N}_a &:= \hat{a}^\dagger \hat{a} & \hat{N}_b &:= \hat{b}^\dagger \hat{b} & \hat{N}_a^2 &:= (\hat{a}^\dagger \hat{a})^2 \\
\hat{B}_+ &:= \hat{b}^\dagger + \hat{b} & \hat{B}_- &:= i(\hat{b}^\dagger - \hat{b}) \\
\hat{B}_+^{(2)} &:= \hat{b}^{\dagger 2} + \hat{b}^2 & \hat{B}_-^{(2)} &:= i(\hat{b}^{\dagger 2} - \hat{b}^2) \\
\hat{N}_a \hat{B}_+ &:= \hat{N}_a (\hat{b}^\dagger + \hat{b}) & \hat{N}_a \hat{B}_- &:= \hat{N}_a i(\hat{b}^\dagger - \hat{b}).
\end{aligned} \tag{A1}$$

The time-evolution operator is

$$\hat{U}(\tau) := \hat{U}_{\text{sq}}(\tau) e^{-i(\Omega_c \tau + \hat{\mathcal{F}}_{\hat{N}_a}) \hat{N}_a} e^{-i(F_{\hat{B}_+} + F_{\hat{N}_a \hat{B}_+} \hat{N}_a) \hat{B}_+} e^{-i(F_{\hat{B}_-} + F_{\hat{N}_a \hat{B}_-} \hat{N}_a) \hat{B}_-}, \tag{A2}$$

where $\hat{\mathcal{F}}_{\hat{N}_a} = F_{\hat{N}_a} + F_{\hat{N}_a^2} \hat{N}_a$, and the expression of \hat{U}_{sq} is

$$\hat{U}_{\text{sq}} = \overleftarrow{T} \exp \left[-i \int_0^\tau d\tau' \left((1 + 2\tilde{\mathcal{D}}_2(\tau')) \hat{N}_b + \tilde{\mathcal{D}}_2(\tau') \hat{B}_+^{(2)} \right) \right]. \tag{A3}$$

The action of \hat{U}_{sq} on the mode operator \hat{b} is given by $\hat{U}_{\text{sq}}^\dagger \hat{b} \hat{U}_{\text{sq}} = \alpha(\tau) \hat{b} + \beta(\tau) \hat{b}^\dagger$. The Bogoliubov $\alpha(\tau)$ and $\beta(\tau)$ coefficients read

$$\begin{aligned}
\alpha(\tau) &= \frac{1}{2} \left[P_{11}(\tau) + P_{22}(\tau) - i \int_0^\tau d\tau' P_{22}(\tau') - i \int_0^\tau d\tau' (1 + 4\tilde{\mathcal{D}}_2(\tau')) P_{11}(\tau') \right], \\
\beta(\tau) &= \frac{1}{2} \left[P_{11}(\tau) - P_{22}(\tau) + i \int_0^\tau d\tau' P_{22}(\tau') - i \int_0^\tau d\tau' (1 + 4\tilde{\mathcal{D}}_2(\tau')) P_{11}(\tau') \right],
\end{aligned} \tag{A4}$$

and the functions P_{11} and P_{22} can be found by integrating (with $\dot{A} \equiv dA(\tau)/d\tau$)

$$\begin{aligned}
\ddot{P}_{11} + (1 + 4\tilde{\mathcal{D}}_2(\tau)) P_{11} &= 0, \\
\ddot{P}_{22} - \frac{4\dot{\tilde{\mathcal{D}}}_2(\tau)}{1 + 4\tilde{\mathcal{D}}_2(\tau)} \dot{P}_{22} + (1 + 4\tilde{\mathcal{D}}_2(\tau)) P_{22} &= 0,
\end{aligned} \tag{A5}$$

together with the initial conditions $P_{11}(0) = P_{22}(0) = 1$ and $\dot{P}_{11}(0) = \dot{P}_{22}(0) = 0$.

Let us rewrite the above equations in terms of P_{11} and

$$I_{P_{22}} := \int_0^\tau d\tau' P_{22}(\tau'). \tag{A6}$$

Then, the governing differential equations become equivalent, i.e.

$$\begin{aligned}
\ddot{P}_{11} + (1 + 4\tilde{\mathcal{D}}_2(\tau)) P_{11} &= 0, \\
\ddot{I}_{P_{22}} + (1 + 4\tilde{\mathcal{D}}_2(\tau)) I_{P_{22}} &= 0,
\end{aligned} \tag{A7}$$

which can be verified by dividing by $1 + 4\tilde{\mathcal{D}}_2(\tau)$ and taking the time derivative. The initial conditions for $I_{P_{22}}$ follow from those for P_{22} as $I_{P_{22}}(0) = 0$ and $\dot{I}_{P_{22}}(0) = 1$. Furthermore, using the differential equation for P_{11} , we find

$$\begin{aligned}
\alpha(\tau) &= \frac{1}{2} \left[P_{11} - iI_{P_{22}} + i \frac{d}{d\tau} (P_{11} - iI_{P_{22}}) \right], \\
\beta(\tau) &= \frac{1}{2} \left[P_{11} + iI_{P_{22}} + i \frac{d}{d\tau} (P_{11} + iI_{P_{22}}) \right].
\end{aligned} \tag{A8}$$

Furthermore, we define

$$\xi := \alpha + \beta^* = P_{11} - iI_{P_{22}}, \tag{A9}$$

which implies $\alpha = (\xi + i\dot{\xi})/2$ and $\beta = (\xi^* + i\dot{\xi}^*)/2$.

The functions for the decoupling of the time-evolution operator (5) have been computed in [36] and we reprint them here ($\Re\xi$ and $\Im\xi$ denote the real and imaginary part of ξ respectively):

$$\begin{aligned}
F_{\hat{N}_a} &= -2 \int_0^\tau d\tau' \tilde{\mathcal{D}}_1(\tau') \Im\xi(\tau') \int_0^{\tau'} d\tau'' \tilde{\mathcal{G}}(\tau'') \Re\xi(\tau'') - 2 \int_0^\tau d\tau' \tilde{\mathcal{G}}(\tau') \Im\xi(\tau') \int_0^{\tau'} d\tau'' \tilde{\mathcal{D}}_1(\tau'') \Re\xi(\tau''), \\
F_{\hat{N}_a^2} &= 2 \int_0^\tau d\tau' \tilde{\mathcal{G}}(\tau') \Im\xi(\tau') \int_0^{\tau'} d\tau'' \tilde{\mathcal{G}}(\tau'') \Re\xi(\tau''), \\
F_{\hat{B}_+} &= \int_0^\tau d\tau' \tilde{\mathcal{D}}_1(\tau') \Re\xi(\tau'), \\
F_{\hat{B}_-} &= - \int_0^\tau d\tau' \tilde{\mathcal{D}}_1(\tau') \Im\xi(\tau'), \\
F_{\hat{N}_a \hat{B}_+} &= - \int_0^\tau d\tau' \tilde{\mathcal{G}}(\tau') \Re\xi(\tau'), \\
F_{\hat{N}_a \hat{B}_-} &= \int_0^\tau d\tau' \tilde{\mathcal{G}}(\tau') \Im\xi(\tau').
\end{aligned} \tag{A10}$$

Finally, two special scenarios give us the following analytical expressions for ξ .

- For $\tilde{\mathcal{D}}_2(\tau) = 0$, we obtain $P_{11} = \cos(\tau)$ and $I_{P_{22}} = \sin(\tau)$, which leads to $\xi = e^{-i\tau}$.
- When the squeezing term is modulated at frequency Ω_{d_2} with $\tilde{\mathcal{D}}_2(\tau) = \tilde{d}_2 \cos(\Omega_{d_2} \tau)$, it follows that the solutions to (A7) coincide with the solutions to the Mathieu equations. This equation is notoriously difficult to solve, but a set of perturbative solutions were given in equation (E.15) in [36]. The solutions are valid for $\tilde{d}_2 \ll 1$ and $\tau \gg 1$ and yield

$$\xi(\tau) = e^{-i\tau} \cosh(\tilde{d}_2 \tau) + i e^{i\tau} \sinh(\tilde{d}_2 \tau). \tag{A11}$$

Appendix B: Commutator relations and expectation values

In the appendices below, the following expressions must be evaluated by commuting the exponentials through the expression in the middle. We list them and their solutions here for reference.

$$\begin{aligned}
e^{ix\hat{B}_-^{(2)}} \hat{B}_+^{(2)} e^{-ix\hat{B}_-^{(2)}} &= \hat{B}_+^{(2)} \cosh(4x) + (2\hat{N}_b + 1) \sinh(4x), \\
e^{ix\hat{B}_+^{(2)}} \hat{B}_-^{(2)} e^{-ix\hat{B}_+^{(2)}} &= \hat{B}_-^{(2)} \cosh(4x) - (2\hat{N}_b + 1) \sinh(4x), \\
e^{ix\hat{B}_-^{(2)}} \hat{N}_b e^{-ix\hat{B}_-^{(2)}} &= \hat{N}_b \cosh(4x) + \hat{B}_+^{(2)} \frac{1}{2} \sinh(4x) + \sinh^2(2x) \mathbb{1}, \\
e^{ix\hat{B}_+^{(2)}} \hat{N}_b e^{-ix\hat{B}_+^{(2)}} &= \hat{N}_b \cosh(4x) - \hat{B}_-^{(2)} \frac{1}{2} \sinh(4x) + \sinh^2(2x) \mathbb{1}, \\
e^{ix\hat{B}_+} \hat{N}_b e^{-ix\hat{B}_+} &= \hat{N}_b - \hat{B}_- x + x^2 \mathbb{1}, \\
e^{ix\hat{B}_-} \hat{N}_b e^{-ix\hat{B}_-} &= \hat{N}_b + \hat{B}_+ x + x^2 \mathbb{1}, \\
e^{ix\hat{B}_+} \hat{B}_+^{(2)} e^{-ix\hat{B}_+} &= \hat{B}_+^{(2)} + 2\hat{B}_- x - 2x^2 \mathbb{1}, \\
e^{ix\hat{B}_-} \hat{B}_+^{(2)} e^{-ix\hat{B}_-} &= \hat{B}_+^{(2)} + 2\hat{B}_+ x + 2x^2 \mathbb{1}, \\
e^{ix\hat{B}_+} \hat{B}_-^{(2)} e^{-ix\hat{B}_+} &= \hat{B}_-^{(2)} - 2\hat{B}_+ x, \\
e^{ix\hat{B}_-} \hat{B}_-^{(2)} e^{-ix\hat{B}_-} &= \hat{B}_-^{(2)} + 2\hat{B}_- x, \\
e^{ix\hat{B}_+} \hat{B}_- e^{-ix\hat{B}_+} &= \hat{B}_- - 2x \mathbb{1}, \\
e^{ix\hat{B}_-} \hat{B}_+ e^{-ix\hat{B}_-} &= \hat{B}_+ + 2x \mathbb{1}.
\end{aligned} \tag{B1}$$

Furthermore, we need a number of expectation values in order to compute the QFI. They are

$$\begin{aligned}
\langle n | \hat{B}_+^2 | n \rangle &= 2n + 1, \\
\langle n | \hat{B}_-^2 | n \rangle &= 2n + 1, \\
\langle n | (\hat{B}_+^{(2)})^2 | n \rangle &= 2n^2 + 2n + 2, \\
\langle n | (\hat{B}_-^{(2)})^2 | n \rangle &= 2n^2 + 2n + 2, \\
\langle n | \hat{B}_+ \hat{B}_- | n \rangle &= i, \\
\langle n | \hat{B}_- \hat{B}_+ | n \rangle &= -i, \\
\langle n | \hat{B}_+^{(2)} \hat{B}_-^{(2)} | n \rangle &= 2i(2n + 1), \\
\langle n | \hat{B}_-^{(2)} \hat{B}_+^{(2)} | n \rangle &= -2i(2n + 1),
\end{aligned} \tag{B2}$$

as well as

$$\begin{aligned}
\langle \mu_c | \hat{N}_a^4 | \mu_c \rangle &= |\mu_c|^8 + 6|\mu_c|^6 + 7|\mu_c|^4 + |\mu_c|^2, \\
\langle \mu_c | \hat{N}_a^3 | \mu_c \rangle &= |\mu_c|^6 + 3|\mu_c|^4 + |\mu_c|^2, \\
\langle \mu_c | \hat{N}_a^2 | \mu_c \rangle &= |\mu_c|^2(1 + |\mu_c|^2),
\end{aligned} \tag{B3}$$

and

$$\begin{aligned}
\langle n | \hat{B}_+ | m \rangle &= \sqrt{m+1} \delta_{n,m+1} + \sqrt{m} \delta_{n,m-1}, \\
\langle n | \hat{B}_- | m \rangle &= i(\sqrt{m+1} \delta_{n,m+1} - \sqrt{m} \delta_{n,m-1}), \\
\langle n | \hat{B}_+^{(2)} | m \rangle &= \sqrt{m+1} \sqrt{m+2} \delta_{n,m+2} + \sqrt{m} \sqrt{m-1} \delta_{n,m-2}, \\
\langle n | \hat{B}_-^{(2)} | m \rangle &= i(\sqrt{m+1} \sqrt{m+2} \delta_{n,m+2} - \sqrt{m} \sqrt{m-1} \delta_{n,m-2}).
\end{aligned} \tag{B4}$$

Appendix C: Treatment of the mechanical squeezing subsystem

In this Appendix, we decouple the time evolution of the mechanical subsystem and interpret the time evolution operator in terms of subsequent squeezing, displacement and rotation.

1. Decoupling the mechanical subsystem

In order to compute the QFI for measurements of parameters in $\tilde{D}_2(\tau)$, we must find an analytic expression for $\hat{U}_{\text{sq}}(\tau)$. To obtain the coefficients J_b and J_{\pm} , we will follow methods outlined in [35, 36, 63].

The operator \hat{U}_{sq} is given by

$$\hat{U}_{\text{sq}} = \overleftarrow{T} \exp \left[-i \int_0^\tau d\tau' \left((1 + 2\tilde{D}_2(\tau')) \hat{N}_b + \tilde{D}_2(\tau') \hat{B}_+^{(2)} \right) \right]. \tag{C1}$$

We want to find an analytic expression in terms of operators that we can treat individually. We make the following ansatz:

$$\hat{U}_{\text{sq}} = \exp[-i J_b \hat{N}_b] \exp[-i J_+ \hat{B}_+^{(2)}] \exp[-i J_- \hat{B}_-^{(2)}]. \tag{C2}$$

We then differentiate the ansatz with respect to time τ to obtain

$$\dot{\hat{U}}_{\text{sq}} \hat{U}_{\text{sq}}^\dagger = -i \dot{J}_\theta \hat{N}_b - i \dot{J}_+ e^{-i J_b \hat{N}_b} \hat{B}_+^{(2)} e^{i J_b \hat{N}_b} - i \dot{J}_- e^{-i J_b \hat{N}_b} \hat{B}_-^{(2)} e^{i J_b \hat{N}_b} e^{-i J_+ \hat{B}_+^{(2)}} \hat{B}_-^{(2)} e^{i J_+ \hat{B}_+^{(2)}} e^{i J_b \hat{N}_b}. \tag{C3}$$

By using the commutator relations (B1), (C3) can be written purely as terms proportional to the operators \hat{N}_b , $\hat{B}_+^{(2)}$ and $\hat{B}_-^{(2)}$:

$$\begin{aligned}
\dot{\hat{U}}_{\text{sq}} \hat{U}_{\text{sq}}^\dagger &= -i \dot{J}_\theta \hat{N}_b - i \dot{J}_+ \left(\cos(2J_b) \hat{B}_+^{(2)} - \sin(2J_b) \hat{B}_-^{(2)} \right) \\
&\quad - i \dot{J}_- \left[\cosh(4J_+) \left(\cos(2J_b) \hat{B}_-^{(2)} + \sin(2J_b) \hat{B}_+^{(2)} \right) + 2 \sinh(4J_+) \hat{N}_b - 4J_+ \right].
\end{aligned} \tag{C4}$$

Now we set this equal to the expression under the integral (C1),

$$(1 + 2\tilde{\mathcal{D}}_2(\tau))\hat{N}_b + \tilde{\mathcal{D}}_2(\tau)\hat{B}_+^{(2)} = \dot{J}_\theta \hat{N}_b + \dot{J}_+ \left(\cos(2J_b)\hat{B}_+^{(2)} - \sin(2J_b)\hat{B}_-^{(2)} \right) + \dot{J}_- \left[\cosh(4J_+) \left(\cos(2J_b)\hat{B}_-^{(2)} + \sin(2J_b)\hat{B}_+^{(2)} \right) + 2 \sinh(4J_+) \hat{N}_b - 4J_+ \right]. \quad (\text{C5})$$

We then use the linear independence of the operators in order to write down the following differential equations

$$\begin{aligned} (1 + 2\tilde{\mathcal{D}}_2(\tau)) &= \dot{J}_b + 2\dot{J}_- \sinh(4J_+), \\ \tilde{\mathcal{D}}_2(\tau) &= \dot{J}_+ \cos(2J_b) + \dot{J}_- \cosh(4J_+) \sin(2J_b), \\ 0 &= -\dot{J}_+ \sin(2J_b) + \dot{J}_- \cosh(4J_+) \cos(2J_b), \end{aligned} \quad (\text{C6})$$

which can be simplified into the following first-order coupled differential equations:

$$\begin{aligned} \dot{J}_b &= 1 + 2\tilde{\mathcal{D}}_2(\tau) (1 - \sin(2J_b) \tanh(4J_+)), \\ \dot{J}_+ &= \tilde{\mathcal{D}}_2(\tau) \cos(2J_b), \\ \dot{J}_- &= \tilde{\mathcal{D}}_2(\tau) \frac{\sin(2J_b)}{\cosh(4J_+)}. \end{aligned} \quad (\text{C7})$$

These equations do not in general allow for analytic solutions. In the main text, we proceed with estimations of parameters in $\tilde{\mathcal{D}}_2(\tau)$ by evaluating these equations numerically.

2. The time evolution interpreted

Using a general composition law for squeezing operators (see Appendix C3), we can write (6) as

$$\hat{U}_{\text{sq}} \doteq e^{-i(J_b + \varphi_J)\hat{N}_b} \hat{S}_b(\text{arctanh}(|\zeta_J|)e^{i\arg(\zeta_J)}), \quad (\text{C8})$$

where \doteq indicates equivalence up to a global phase, and where

$$\begin{aligned} \varphi_J &= \arctan(\tanh(2J_+) \tanh(2J_-)), \\ \zeta_J &= \frac{i \tanh(2J_+) - \tanh(2J_-)}{1 - i \tanh(2J_+) \tanh(2J_-)}. \end{aligned} \quad (\text{C9})$$

With the commutation law for displacement and squeezing, we obtain

$$\hat{U}(\tau) = e^{-i(\Omega_c \tau + \hat{\mathcal{F}}_{\hat{N}_a})\hat{N}_a - i\hat{\mathcal{F}}_+ \hat{\mathcal{F}}_-} e^{-i(J_b + \varphi_J)\hat{N}_b} \hat{D}_b(\hat{\gamma}) \hat{S}_b(\text{arctanh}(|\zeta_J|)e^{i\arg(\zeta_J)}), \quad (\text{C10})$$

where

$$\hat{\gamma} = \frac{(\hat{\mathcal{F}}_- - i\hat{\mathcal{F}}_+)}{\sqrt{1 - |\zeta_J|^2}} - e^{i\arg(\zeta_J)} \frac{(\hat{\mathcal{F}}_- + i\hat{\mathcal{F}}_+)|\zeta_J|}{\sqrt{1 - |\zeta_J|^2}}. \quad (\text{C11})$$

By rewriting $\hat{U}(\tau)$ in the form (C10), we can interpret the time evolution as the following subsequently performed operations: a squeezing, a photon number dependent displacement and a photon number dependent rotation.

3. Derivation of the squeezing composition law

We start from the unitary representation of the squeezing operator

$$\hat{U}_{\text{sq}} = e^{-\frac{r}{2}e^{i\theta}\hat{b}^{\dagger 2} + \frac{r}{2}e^{-i\theta}\hat{b}^2} = e^{-\frac{i}{2}\hat{\mathbb{X}}^\dagger \mathbf{H}_{\text{sq}} \hat{\mathbb{X}}}, \quad (\text{C12})$$

which is sometimes also called $\hat{S}(z)$ where z is a complex number such that $z = r e^{i\theta}$, and where we have defined

$$\mathbf{H}_{\text{sq}} = \begin{pmatrix} 0 & -ire^{i\theta} \\ ire^{-i\theta} & 0 \end{pmatrix} \quad \text{and} \quad \hat{\mathbb{X}} = \begin{pmatrix} \hat{b} \\ \hat{b}^\dagger \end{pmatrix}. \quad (\text{C13})$$

The corresponding symplectic representation is given by $S_{\text{sq}} = e^{\mathbf{\Omega}H_{\text{sq}}}$, where the symplectic form in this particular basis is

$$\mathbf{\Omega} = \begin{pmatrix} -i & 0 \\ 0 & i \end{pmatrix}. \quad (\text{C14})$$

This leads to the symplectic form of the squeezing operation

$$\mathbf{S}_{\text{sq}}(r, \theta) = \begin{pmatrix} \cosh(r) & -e^{i\theta} \sinh(r) \\ -e^{-i\theta} \sinh(r) & \cosh(r) \end{pmatrix}. \quad (\text{C15})$$

Therefore, we can write two subsequent squeezing operations as

$$\mathbf{S}_{\text{sq}}(r_1, \theta_1) \mathbf{S}_{\text{sq}}(r_2, \theta_2) = \begin{pmatrix} S_{11} & S_{12} \\ S_{21} & S_{22} \end{pmatrix}, \quad (\text{C16})$$

where the matrix elements are given by

$$\begin{aligned} S_{11} &= \cosh(r_1) \cosh(r_2) + e^{i(\theta_1 - \theta_2)} \sinh(r_1) \sinh(r_2), \\ S_{12} &= S_{21}^* = - (e^{i\theta_1} \sinh(r_1) \cosh(r_2) + e^{i\theta_2} \cosh(r_1) \sinh(r_2)), \\ S_{22} &= \cosh(r_1) \cosh(r_2) + e^{-i(\theta_1 - \theta_2)} \sinh(r_1) \sinh(r_2). \end{aligned} \quad (\text{C17})$$

The unitary representation of a rotation is

$$\hat{U}_R = e^{-\frac{ia}{2}(\hat{b}^\dagger \hat{b} + \hat{b} \hat{b}^\dagger)}, \quad (\text{C18})$$

which corresponds to the symplectic matrix

$$\mathbf{S}_R(a) = \begin{pmatrix} e^{-ia} & 0 \\ 0 & e^{ia} \end{pmatrix}. \quad (\text{C19})$$

A consecutive application of a squeezing and a rotation gives

$$\mathbf{S}_R(a) \mathbf{S}_{\text{sq}}(r_3, \theta_3) = \begin{pmatrix} e^{-ia} \cosh(r_3) & -e^{i(\theta_3 - a)} \sinh(r_3) \\ -e^{-i(\theta_3 - a)} \sinh(r_3) & e^{ia} \cosh(r_3) \end{pmatrix}. \quad (\text{C20})$$

Identification of the elements in (C16) and (C20) leads to

$$\begin{aligned} \cosh(r_3) &= |\cosh(r_1) \cosh(r_2) + e^{i(\theta_1 - \theta_2)} \sinh(r_1) \sinh(r_2)|, \\ \sinh(r_3) &= |\cosh(r_1) \sinh(r_2) + e^{i(\theta_1 - \theta_2)} \sinh(r_1) \cosh(r_2)|. \end{aligned} \quad (\text{C21})$$

Furthermore,

$$e^{i\theta_3} = \frac{\cosh(r_3) e^{i\theta_1} \sinh(r_1) \cosh(r_2) + e^{i\theta_2} \cosh(r_1) \sinh(r_2)}{\sinh(r_3) \cosh(r_1) \cosh(r_2) + e^{i(\theta_1 - \theta_2)} \sinh(r_1) \sinh(r_2)}, \quad (\text{C22})$$

and, dividing S_{11} by S_{22} ,

$$e^{-2ia} = \frac{\cosh(r_1) \cosh(r_2) + e^{i(\theta_1 - \theta_2)} \sinh(r_1) \sinh(r_2)}{\cosh(r_1) \cosh(r_2) + e^{-i(\theta_1 - \theta_2)} \sinh(r_1) \sinh(r_2)}. \quad (\text{C23})$$

Defining $t_j = \tanh(r_j) e^{i\theta_j}$, we find

$$t_3 = \tanh(r_3) e^{i\theta_3} = \frac{t_1 + t_2}{1 + t_1 t_2^*}, \quad \text{and} \quad e^{-2ia} = \frac{1 + t_1 t_2^*}{1 + t_1^* t_2}, \quad (\text{C24})$$

and the composition law for squeezing operators

$$S(z_1) S(z_2) = e^{\frac{1}{4} \ln \left(\frac{1+t_1 t_2^*}{1+t_1^* t_2} \right) (\hat{b}^\dagger \hat{b} + \hat{b} \hat{b}^\dagger)} S(z_3), \quad (\text{C25})$$

where we recall that $z_j = r_j e^{i\theta_j}$.

4. Link to the J -coefficients

To derive (C8) and (C9) we first note that, for the combination of $\exp[-i J_+ \hat{B}_+^{(2)}]$ and $\exp[-i J_- \hat{B}_-^{(2)}]$, we have

$$\begin{aligned} r_1 &= 2J_+, & \theta_1 &= \pi/2, \\ r_2 &= 2J_-, & \theta_2 &= \pi. \end{aligned} \quad (\text{C26})$$

These values can now be used to derive the coefficients φ_J and ζ_J . From (C24) it follows that

$$\tanh(r_3) e^{i\theta_3} = \frac{i \tanh(2J_+) - \tanh(2J_-)}{1 - i \tanh(2J_+) \tanh(2J_-)}. \quad (\text{C27})$$

The phase factor, defined as $e^{-i\varphi_J \hat{N}_b}$ above for the rotation can be derived in a similar manner. We first note that

$$\ln \left(\frac{1 + t_1 t_2^*}{1 + t_1^* t_2} \right) = i \text{Arg} \left(\frac{1 + t_1 t_2^*}{1 + t_1^* t_2} \right) = i \text{Arg} \left(\frac{1 - i \tanh(2J_+) \tanh(2J_-)}{1 + i \tanh(2J_+) \tanh(2J_-)} \right), \quad (\text{C28})$$

which follows from the definition of the complex logarithm and from the fact that $(1 + t_1 t_2^*)/(1 + t_1^* t_2)$ has complex norm 1. The expression can now be simplified to

$$i \text{Arg} \left(\frac{[1 - i \tanh(2J_+) \tanh(2J_-)]^2}{1 + \tanh^2(J_+) \tanh^2(J_-)} \right) = 2 i \text{Arg} (1 - i \tanh(2J_+) \tanh(2J_-)), \quad (\text{C29})$$

where the last equality follows from the fact that the angle in complex space matters, not the magnitude of the real and imaginary parts. Furthermore, we have that $\text{Arg}(z^n) = n \text{Arg}(z)$, which means that a factor of 2 can be pulled down in front of the expression. Finally, we note that the Arg function is related to the atan2 function, a standard operation in many numerical libraries by the relation $\text{Arg}(x + iy) = \text{atan2}(y, x)$. However, if $x > 0$, we find the special case $\text{Arg}(x + iy) = \arctan(y/x)$. In our case, $x = 1$, and thus we find

$$\varphi_J = \arctan(\tanh(2J_+) \tanh(2J_-)), \quad (\text{C30})$$

where we have also accounted for a minus sign in the phase. These expressions can now be used to interpret the evolution induced by the mechanical single-mode squeezing term as a combination of a rotation and a squeezing, as discussed in the main text.

5. Link between the J -coefficients to the Bogoliubov coefficients

To obtain the relation between the functions J_b , J_+ and J_- and the P_{11} and $I_{P_{22}}$ functions, we remember that

$$S_{sq} \hat{\mathbb{X}} = \begin{pmatrix} \alpha & \beta \\ \beta^* & \alpha^* \end{pmatrix} \hat{\mathbb{X}}, \quad (\text{C31})$$

and asking for it to be equivalent to

$$\mathbf{S}_R(J_b) \mathbf{S}_{sq}(2J_+, \pi/2) \mathbf{S}_{sq}(2J_-, \pi) = \begin{pmatrix} S_{11} & S_{12} \\ S_{21} & S_{22} \end{pmatrix}, \quad (\text{C32})$$

where we find analogously to our result in (C17) that the matrix elements are given by

$$\begin{aligned} \alpha &= S_{11} = e^{-iJ_b} (\cosh(2J_+) \cosh(2J_-) - i \sinh(2J_+) \sinh(2J_-)), \\ \beta &= S_{12} = -e^{-iJ_b} (i \sinh(2J_+) \cosh(2J_-) - \cosh(2J_+) \sinh(2J_-)). \end{aligned} \quad (\text{C33})$$

A particular set of solutions to these equations is given as

$$\begin{aligned} J_+ &= \frac{\text{arcosh}(|\alpha^2 - \beta^2|)}{4}, \\ J_- &= \frac{1}{4} \text{arcosh} \left(\frac{(2|\alpha|^2 - 1)}{|\alpha^2 - \beta^2|} \right), \\ J_b &= -\frac{1}{2} \text{Arg} \left(\frac{\alpha^2 - \beta^2}{|\alpha^2 - \beta^2|} \right). \end{aligned} \quad (\text{C34})$$

We arrived at the expression for J_b since

$$e^{-2iJ_b} = \left(\frac{\alpha^2 - \beta^2}{|\alpha^2 - \beta^2|} \right). \quad (\text{C35})$$

Taking the logarithm of a complex number gives $\ln z = \ln |z| + i\text{Arg}z$, with Arg defined as in Section C4, and where $z \in \mathbb{C}$. In this case, $|e^{-2iJ_b}| = 1$, which means that we arrive at the expression above.

It is then straight-forward to relate the J -coefficients to P_{11} and $I_{P_{22}}$ by using the expressions in (A8).

Appendix D: Derivation of the Fisher information

In this appendix we derive the quantum Fisher information (QFI) for estimation of an arbitrary parameter θ contained in the nonlinear Hamiltonian (2). According to (8), the QFI is obtained as

$$\mathcal{I}_\theta = 4 \sum_n \lambda_n \left(\langle \lambda_n | \hat{\mathcal{H}}_\theta^2 | \lambda_n \rangle - \langle \lambda_n | \hat{\mathcal{H}}_\theta | \lambda_n \rangle^2 \right) - 8 \sum_{n \neq m} \frac{\lambda_n \lambda_m}{\lambda_n + \lambda_m} \left| \langle \lambda_n | \hat{\mathcal{H}}_\theta | \lambda_m \rangle \right|^2, \quad (\text{D1})$$

where the operator $\hat{\mathcal{H}}_\theta$ is defined as $\hat{\mathcal{H}}_\theta = -i\hat{U}_\theta^\dagger \partial_\theta \hat{U}_\theta$. In order to emphasize that the time-evolution operator depends on the parameter θ , we added the subscript.

1. Derivation of the coefficients

Now we derive the expression for the QFI (10). The commutators which appear in the calculation are listed in (B1). The operator $\hat{\mathcal{H}}_\theta$ has the form

$$\hat{\mathcal{H}}_\theta = A \hat{N}_a^2 + B \hat{N}_a + C_+ \hat{B}_+ + C_{\hat{N}_a, +} \hat{N}_a \hat{B}_+ + C_- \hat{B}_- + C_{\hat{N}_a, -} \hat{N}_a \hat{B}_- + E \hat{N}_b + F \hat{B}_+^{(2)} + G \hat{B}_-^{(2)} + K. \quad (\text{D2})$$

This is a consequence of the fact that the Lie algebra of the whole Hamiltonian is closed and finite.

Let us proceed to determine the coefficients in (D2). To do so, we first differentiate the time-evolution operator \hat{U}_θ with respect to the parameter θ . The operator \hat{U}_θ can be decomposed into the form $\hat{U}_\theta = \hat{U}_{\hat{N}_a} \hat{U}_{\text{sq}} \hat{U}_{\hat{B}_+} \hat{U}_{\hat{B}_-}$, where we have introduced

$$\begin{aligned} \hat{U}_{\hat{N}_a} &= e^{-i(\Omega_c \tau + \hat{\mathcal{F}}_{\hat{N}_a}) \hat{N}_a}, \\ \hat{U}_{\hat{B}_+} &= e^{-i \hat{\mathcal{F}}_+ \hat{B}_+}, \\ \hat{U}_{\hat{B}_-} &= e^{-i \hat{\mathcal{F}}_- \hat{B}_-}, \end{aligned} \quad (\text{D3})$$

and where we recall that $\hat{\mathcal{F}}_{\hat{N}_a} = F_{\hat{N}_a} + F_{\hat{N}_a^2} \hat{N}_a$, $\hat{\mathcal{F}}_+ = F_{\hat{B}_+} + F_{\hat{N}_a \hat{B}_+} \hat{N}_a$ and $\hat{\mathcal{F}}_- = F_{\hat{B}_-} + F_{\hat{N}_a \hat{B}_-} \hat{N}_a$. To simplify notation, the differential operator ∂_θ is understood in this section to act on the first symbol on its right only. Then, we can write $\hat{\mathcal{H}}_\theta$ as

$$\hat{\mathcal{H}}_\theta = -i \left(\hat{U}_{\hat{N}_a}^\dagger \partial_\theta \hat{U}_{\hat{N}_a} + \hat{U}_{\hat{B}_-}^\dagger \hat{U}_{\hat{B}_+}^\dagger \hat{U}_{\text{sq}}^\dagger \partial_\theta \hat{U}_{\text{sq}} \hat{U}_{\hat{B}_+} \hat{U}_{\hat{B}_-} + \hat{U}_{\hat{B}_-}^\dagger \hat{U}_{\hat{B}_+}^\dagger \partial_\theta \hat{U}_{\hat{B}_+} \hat{U}_{\hat{B}_-} + \hat{U}_{\hat{B}_-}^\dagger \partial_\theta \hat{U}_{\hat{B}_-} \right). \quad (\text{D4})$$

In order to proceed we need to compute the derivative $\partial_\theta \hat{U}_{\text{sq}}$, which requires us to decompose the operator \hat{U}_{sq} as in (C2), which we reprint here $\hat{U}_{\text{sq}} = \exp[-iJ_b \hat{N}_b] \exp[-iJ_+ \hat{B}_+^{(2)}] \exp[-iJ_- \hat{B}_-^{(2)}]$, where J_b and J_\pm are time-dependent real functions. We present the exact form of these coefficients in (C7) in Appendix C as a solution to a coupled set of differential equations. If we now assume all three coefficients J_b, J_+ and J_- to depend on the estimation parameter θ , we differentiate \hat{U}_{sq} to find

$$\begin{aligned} \partial_\theta \hat{U}_{\text{sq}} &= -i \partial_\theta J_b \hat{N}_b e^{-iJ_b \hat{N}_b} e^{-iJ_+ \hat{B}_+^{(2)}} e^{-iJ_- \hat{B}_-^{(2)}} - i \partial_\theta J_+ e^{-iJ_b \hat{N}_b} \hat{B}_+^{(2)} e^{-iJ_+ \hat{B}_+^{(2)}} e^{-iJ_- \hat{B}_-^{(2)}} \\ &\quad - i \partial_\theta J_- e^{-iJ_b \hat{N}_b} e^{-iJ_+ \hat{B}_+^{(2)}} \hat{B}_-^{(2)} e^{-iJ_- \hat{B}_-^{(2)}}. \end{aligned} \quad (\text{D5})$$

We then obtain $\hat{U}_{\hat{B}_-}^\dagger \hat{U}_{\hat{B}_+}^\dagger \hat{U}_{\text{sq}}^\dagger \partial_\theta \hat{U}_{\text{sq}} \hat{U}_{\hat{B}_+} \hat{U}_{\hat{B}_-} = \hat{C}_1 + \hat{C}_2 + \hat{C}_3$ with

$$\begin{aligned}
\hat{C}_1 &= -i \partial_\theta J_b \hat{U}_{\hat{B}_-}^\dagger \hat{U}_{\hat{B}_+}^\dagger e^{iJ_- \hat{B}_-^{(2)}} e^{iJ_+ \hat{B}_+^{(2)}} \hat{N}_b e^{-iJ_+ \hat{B}_+^{(2)}} e^{-iJ_- \hat{B}_-^{(2)}} \hat{U}_{\hat{B}_+} \hat{U}_{\hat{B}_-} \\
&= -i \partial_\theta J_b \left[\cosh(4J_+) \cosh(4J_-) \left(\hat{N}_b + \hat{B}_+ \hat{\mathcal{F}}_- + \hat{\mathcal{F}}_-^2 - \hat{B}_- \hat{\mathcal{F}}_+ + \hat{\mathcal{F}}_+^2 \right) \right. \\
&\quad \left. + \frac{1}{2} \cosh(4J_+) \sinh(4J_-) \left(\hat{B}_+^{(2)} + 2\hat{B}_+ \hat{\mathcal{F}}_- + 2\hat{\mathcal{F}}_-^2 + 2\hat{B}_- \hat{\mathcal{F}}_+ - 2\hat{\mathcal{F}}_+^2 \right) \right. \\
&\quad \left. + \cosh(4J_+) \sinh^2(2J_-) + \sinh^2(2J_+) - \frac{1}{2} \sinh(4J_+) \left(\hat{B}_-^{(2)} + 2\hat{B}_- \hat{\mathcal{F}}_- - 2\hat{B}_+ \hat{\mathcal{F}}_+ - 4\hat{\mathcal{F}}_- \hat{\mathcal{F}}_+ \right) \right], \\
\hat{C}_2 &= -i \partial_\theta J_+ \hat{U}_{\hat{B}_-}^\dagger \hat{U}_{\hat{B}_+}^\dagger e^{iJ_- \hat{B}_-^{(2)}} \hat{B}_+^{(2)} e^{-iJ_- \hat{B}_-^{(2)}} \hat{U}_{\hat{B}_+} \hat{U}_{\hat{B}_-} \\
&= -i \partial_\theta J_+ \left[\cosh(4J_-) \left(\hat{B}_+^{(2)} + 2\hat{B}_+ \hat{\mathcal{F}}_- + 2\hat{\mathcal{F}}_-^2 + 2\hat{B}_- \hat{\mathcal{F}}_+ - 2\hat{\mathcal{F}}_+^2 \right) \right. \\
&\quad \left. + 2 \sinh(4J_-) \left(\hat{N}_b + \hat{B}_+ \hat{\mathcal{F}}_- + \hat{\mathcal{F}}_-^2 - \hat{B}_- \hat{\mathcal{F}}_+ + \hat{\mathcal{F}}_+^2 \right) + \sinh(4J_-) \right], \\
\hat{C}_3 &= -i \partial_\theta J_- \hat{U}_{\hat{B}_-}^\dagger \hat{U}_{\hat{B}_+}^\dagger \hat{B}_-^{(2)} \hat{U}_{\hat{B}_+} \hat{U}_{\hat{B}_-} \\
&= -i \partial_\theta J_- \left[\hat{B}_-^{(2)} + 2\hat{B}_- \hat{\mathcal{F}}_- - 2\hat{B}_+ \hat{\mathcal{F}}_+ - 4\hat{\mathcal{F}}_- \hat{\mathcal{F}}_+ \right]. \tag{D6}
\end{aligned}$$

For the remaining terms in $\hat{\mathcal{H}}$, we obtain

$$\begin{aligned}
\hat{U}_{\hat{N}_a}^\dagger \partial_\theta \hat{U}_{\hat{N}_a} &= -i \left(\tau \partial_\theta \Omega_c + \partial_\theta \hat{\mathcal{F}}_{N_a} \right) \hat{N}_a, \\
\hat{U}_{\hat{B}_-}^\dagger \partial_\theta \hat{U}_{\hat{B}_-} &= -i \partial_\theta \hat{\mathcal{F}}_- \hat{B}_-, \\
\hat{U}_{\hat{B}_-}^\dagger \hat{U}_{\hat{B}_+}^\dagger \partial_\theta \hat{U}_{\hat{B}_+} \hat{U}_{\hat{B}_-} &= -i \partial_\theta \hat{\mathcal{F}}_+ \left(\hat{B}_+ + 2\hat{\mathcal{F}}_- \right). \tag{D7}
\end{aligned}$$

By comparing the obtained expression for $\hat{\mathcal{H}}_\theta$ with the form (D2), we find for the coefficients

$$\begin{aligned}
A &= -\partial_\theta F_{\hat{N}_a} - 2F_{\hat{N}_a \hat{B}_-} \partial_\theta F_{\hat{N}_a \hat{B}_+} + 2F_{\hat{N}_a \hat{B}_-} F_{\hat{N}_a \hat{B}_+} R_{\partial_\theta, 0} + \sum_{s \in \{+, -\}} s e^{-s4J_-} F_{\hat{N}_a \hat{B}_s}^2 R_{\partial_\theta, s}, \\
B &= -\tau \partial_\theta \Omega_c - \partial_\theta F_{\hat{N}_a} - 2F_{\hat{B}_-} \partial_\theta F_{\hat{N}_a \hat{B}_+} - 2F_{\hat{N}_a \hat{B}_-} \partial_\theta F_{\hat{B}_+} + 2 \left(F_{\hat{B}_+} F_{\hat{N}_a \hat{B}_-} + F_{\hat{B}_-} F_{\hat{N}_a \hat{B}_+} \right) R_{\partial_\theta, 0} \\
&\quad + \sum_{s \in \{+, -\}} 2s e^{-s4J_-} F_{\hat{B}_s} F_{\hat{N}_a \hat{B}_s} R_{\partial_\theta, s}, \\
C_\pm &= -\partial_\theta F_{\hat{B}_\pm} \pm F_{\hat{B}_\pm} R_{\partial_\theta, 0} - e^{\pm 4J_-} F_{\hat{B}_\mp} R_{\partial_\theta, \mp}, \\
C_{\hat{N}_a, \pm} &= -\partial_\theta F_{\hat{N}_a \hat{B}_\pm} \pm F_{\hat{N}_a \hat{B}_\pm} R_{\partial_\theta, 0} - e^{\pm 4J_-} F_{\hat{N}_a \hat{B}_\mp} R_{\partial_\theta, \mp}, \\
E &= - \left(e^{4J_-} R_{\partial_\theta, -} - e^{-4J_-} R_{\partial_\theta, +} \right) / 2, \\
F &= - \left(e^{4J_-} R_{\partial_\theta, -} + e^{-4J_-} R_{\partial_\theta, +} \right) / 4, \\
G &= -R_{\partial_\theta, 0} / 2, \\
K &= -2F_{\hat{B}_-} \partial_\theta F_{\hat{B}_+} + 2F_{\hat{B}_-} F_{\hat{B}_+} R_{\partial_\theta, 0} + \sum_{s \in \{+, -\}} s e^{-s4J_-} F_{\hat{B}_s}^2 R_{\partial_\theta, s} + \partial_\theta J_b / 2 + E / 2, \tag{D8}
\end{aligned}$$

where

$$\begin{aligned}
R_{\partial_\theta, 0} &= 2 \partial_\theta J_- - \sinh(4J_+) \partial_\theta J_b, \\
R_{\partial_\theta, \pm} &= 2 \partial_\theta J_+ \mp \cosh(4J_+) \partial_\theta J_b. \tag{D9}
\end{aligned}$$

The coefficients E and K will cancel out in the expression for \mathcal{I}_θ , but we include them here for completeness.

It is clear from the expressions above, that the expressions simplify dramatically when the parameter θ to estimate is not contained in the coefficients J_\pm and J_b , such that $\partial_\theta J_b = \partial_\theta J_\pm = 0$. For that case, we have $E = F = G = 0$.

2. Derivation of the QFI expression

The next step in the derivation of (10) is to take the expectation values of $\hat{\mathcal{H}}_\theta$ according to (8). In order to do so, we will need the expectation values listed in Appendix B. Noticing that the coefficients E and K will not contribute to the QFI, we drop them. Then we obtain

$$\begin{aligned} \langle \lambda_n | \hat{\mathcal{H}}_\theta^2 | \lambda_n \rangle - \langle \lambda_n | \hat{\mathcal{H}}_\theta | \lambda_n \rangle^2 &= A^2 (4|\mu_c|^6 + 6|\mu_c|^4 + |\mu_c|^2) + 2AB (2|\mu_c|^4 + |\mu_c|^2) + B^2 |\mu_c|^2 \\ &+ (2n+1) \sum_{s \in \{+, -\}} \left(C_s^2 + 2C_s C_{\hat{N}_{a,s}} |\mu_c|^2 + C_{\hat{N}_{a,s}}^2 (|\mu_c|^4 + |\mu_c|^2) \right) \\ &+ 2(F^2 + G^2) (n^2 + n + 1) , \end{aligned} \quad (\text{D10})$$

and

$$\begin{aligned} \left| \langle \lambda_n | \hat{\mathcal{H}}_\theta | \lambda_m \rangle \right|_{n \neq m}^2 &= \left((C_+ + C_{\hat{N}_{a,+}} |\mu_c|^2)^2 + (C_- + C_{\hat{N}_{a,-}} |\mu_c|^2)^2 \right) ((m+1)\delta_{n,m+1} + m\delta_{n,m-1}) \\ &+ (F^2 + G^2) ((m+1)(m+2)\delta_{n,m+2} + m(m-1)\delta_{n,m-2}) , \end{aligned} \quad (\text{D11})$$

which can be written as

$$\begin{aligned} \left| \langle \lambda_n | \hat{\mathcal{H}}_\theta | \lambda_m \rangle \right|_{n \neq m}^2 &= \left((C_+ + C_{\hat{N}_{a,+}} |\mu_c|^2)^2 + (C_- + C_{\hat{N}_{a,-}} |\mu_c|^2)^2 \right) ((m+1)\delta_{n,m+1} + (n+1)\delta_{m,n+1}) \\ &+ (F^2 + G^2) ((m+1)(m+2)\delta_{n,m+2} + (n+1)(n+2)\delta_{m,n+2}) . \end{aligned} \quad (\text{D12})$$

where we changed the summation index in the last term. We obtain that

$$\sum_{n \neq m} \frac{\lambda_n \lambda_m}{\lambda_n + \lambda_m} \left| \langle \lambda_n | \hat{\mathcal{H}}_\theta | \lambda_m \rangle \right|^2 = 2 \sum_n \left(\frac{\lambda_n \lambda_{n+1}}{\lambda_n + \lambda_{n+1}} C_{1\mathcal{H}} + \frac{\lambda_n \lambda_{n+2}}{\lambda_n + \lambda_{n+2}} C_{2\mathcal{H}} \right) , \quad (\text{D13})$$

where

$$\begin{aligned} C_{1\mathcal{H}} &= \left((C_- + C_{N_{a,-}} |\mu_c|^2)^2 + (C_- + C_{N_{a,-}} |\mu_c|^2)^2 \right) (n+1) , \\ C_{2\mathcal{H}} &= (F^2 + G^2) (n+1)(n+2) . \end{aligned} \quad (\text{D14})$$

Using that $\lambda_n = \frac{\tanh^{2n}(r_T)}{\cosh^2(r_T)}$ and evaluating the sum in (D1), we obtain the result (10).

Appendix E: Coefficients and quantum Fisher information expressions

Our work is based on general techniques for decoupling the Hamiltonian [34, 37]. These techniques can be applied for any functional time-dependent behavior of the parameters of the Hamiltonians however, explicit result can be obtained only in the case a specific form of the time dependence is specified.

In the main text, we argued that we are interested in the following forms of the couplings: $\tilde{\mathcal{G}}(\tau) = \tilde{g}_0(1 + \epsilon \sin(\Omega_g \tau))$, $\tilde{\mathcal{D}}_1(\tau) = \tilde{d}_1 \cos(\Omega_{d_1} \tau)$ and $\tilde{\mathcal{D}}_2(\tau) = \tilde{d}_2 \cos(\Omega_{d_2} \tau)$. Here we will compute the F functions (A10) for the coupling expressions we have chosen. Whenever $\tilde{\mathcal{D}}_2(\tau) = 0$, we find that $\xi = \exp[-i\tau]$.

1. Coefficients for a time-dependent nonlinear coupling

Here we list the coefficients for the dynamics when $\tilde{\mathcal{G}}(\tau) = \tilde{g}_0(1 + \epsilon \sin(\Omega_g \tau))$ and $\tilde{\mathcal{D}}_1(\tau) = \tilde{\mathcal{D}}_2(\tau) = 0$.

$$\begin{aligned}
F_{\hat{N}_a^2} &= -\tilde{g}_0^2 [\tau - \sin(\tau) \cos(\tau)] + 2 \epsilon \frac{\tilde{g}_0^2}{\Omega_g} \left[\sin^2(\tau) \cos(\Omega_g \tau) - 2 \sin^2\left(\frac{\tau}{2}\right) \right] - \epsilon \frac{\tilde{g}_0^2}{\Omega_g(1 + \Omega_g)} \sin(2\tau) \sin(\Omega_g \tau) \\
&\quad - \epsilon \frac{4\tilde{g}_0^2}{\Omega_g(1 - \Omega_g^2)} \cos(\tau) \sin^2\left(\frac{(1 - \Omega_g)\tau}{2}\right) + \epsilon^2 \frac{\tilde{g}_0^2}{4\Omega_g(1 + \Omega_g)} (2\tau - 4 \sin(\tau) \cos(\Omega_g \tau)(\cos(\tau) \cos(\Omega_g \tau) - 2)) \\
&\quad + \epsilon^2 \frac{\tilde{g}_0^2}{4\Omega_g(1 - \Omega_g^2)} \left(4 \sin(\tau) \cos(\Omega_g \tau)(\cos(\tau) \cos(\Omega_g \tau) - 2) + 8 \cos(\tau) \sin(\Omega_g \tau) \right. \\
&\quad \quad \left. + (1 - 2 \cos(2\tau)) \sin(2\Omega_g \tau) - 2\tau \right) \\
&\quad + \epsilon^2 \frac{\tilde{g}_0^2}{2\Omega_g(1 - \Omega_g^2)^2} \left(4\Omega_g \sin(\tau) \cos(\Omega_g \tau) - \Omega_g \sin(2\tau) \cos(2\Omega_g \tau) - 4 \cos(\tau) \sin(\Omega_g \tau) + \cos(2\tau) \sin(2\Omega_g \tau) \right), \\
F_{\hat{N}_a \hat{B}_+} &= -\frac{\tilde{g}_0}{1 + \Omega_g} \epsilon \sin(\tau) \sin(\Omega_g \tau) + \frac{2\Omega_g \tilde{g}_0}{1 - \Omega_g^2} \epsilon \sin^2\left(\frac{(1 - \Omega_g)\tau}{2}\right) - \tilde{g}_0 \sin(\tau), \\
F_{\hat{N}_a \hat{B}_-} &= -\frac{\tilde{g}_0}{1 - \Omega_g} \epsilon \sin(\tau) \cos(\Omega_g \tau) + \frac{\tilde{g}_0}{1 - \Omega_g^2} \epsilon \sin((1 + \Omega_g)\tau) - 2\tilde{g}_0 \sin^2\left(\frac{\tau}{2}\right). \tag{E1}
\end{aligned}$$

At resonance with $\Omega_g = 1$, these coefficients are given by

$$\begin{aligned}
F_{\hat{N}_a^2} &= -\frac{1}{16} \tilde{g}_0^2 [16\tau - 8 \sin(2\tau) + \epsilon(32 - 36 \cos(\tau) + 4 \cos(3\tau)) + \epsilon^2(6\tau - 4 \sin(2\tau) + \sin(2\tau) \cos(2\tau))], \\
F_{\hat{N}_a \hat{B}_+} &= -\tilde{g}_0 \sin(\tau) \left(1 + \frac{\epsilon}{2} \sin(\tau) \right), \\
F_{\hat{N}_a \hat{B}_-} &= \frac{\tilde{g}_0}{4} \epsilon (\sin(2\tau) - 2\tau) - 2\tilde{g}_0 \sin^2\left(\frac{\tau}{2}\right). \tag{E2}
\end{aligned}$$

Given these coefficients, the QFI for a general frequency Ω_g is given by

$$\begin{aligned}
\mathcal{I}_{\tilde{g}_0} &= \frac{4\tilde{g}_0^2}{\Omega_g^2(\Omega_g^2 - 1)^4} |\mu_c|^2 \left(4 |\mu_c|^4 + 6 |\mu_c|^2 + 1 \right) \\
&\quad \times \left(2\tau \Omega_g^5 - 4\tau \Omega_g^3 + 2\tau \Omega_g - \tau \Omega_g^3 \epsilon^2 + \frac{1}{2} \Omega_g^2 \epsilon^2 \sin(2\Omega_g \tau) + 2\Omega_g^2 \epsilon^2 \cos(\tau) \sin(\Omega_g \tau) \right. \\
&\quad \quad + \tau \Omega_g \epsilon^2 - 4\Omega_g^4 \epsilon \cos(\tau) \sin^2(\Omega_g \tau/2) - 2(\Omega_g^2 - 1) \Omega_g \sin(\tau) (\Omega_g^2 - \epsilon \sin(\Omega_g \tau) - 1) \\
&\quad \quad + 4\Omega_g^2 \epsilon \cos(\tau) \sin^2(\Omega_g \tau/2) - \epsilon \cos(\Omega_g \tau) (2\Omega_g^3 \epsilon \sin(\tau) + \epsilon \sin(\Omega_g \tau) + 2\Omega_g^4 - 6\Omega_g^2 + 4) \\
&\quad \quad \left. + 2\Omega_g^4 \epsilon - 6\Omega_g^2 \epsilon + 4\epsilon \right)^2 \\
&\quad + 4 |\mu_c|^2 \cosh(2r_T) \left(1 + \frac{|\mu_c|^2}{\cosh^2(2r_T)} \right) \\
&\quad \times \left[\left(1 - \cos(\tau) - \epsilon \frac{\Omega_g \cos(\Omega_g \tau) \sin(\tau) - \cos(\tau) \sin(\Omega_g \tau)}{\Omega_g^2 - 1} \right)^2 \right. \\
&\quad \quad \left. + \left(\sin(\tau) + \epsilon \frac{\Omega_g(1 - \cos(\tau) \cos(\Omega_g \tau)) - \sin(\tau) \sin(\Omega_g \tau)}{\Omega_g^2 - 1} \right)^2 \right]. \tag{E3}
\end{aligned}$$

At resonance, the QFI becomes

$$\begin{aligned}
\mathcal{I}_{\tilde{g}_0}^{(\text{res})} &= \frac{1}{16} |\mu_c|^2 \left[\tilde{g}_0^2 \left(4 |\mu_c|^4 + 6 |\mu_c|^2 + 1 \right) \right. \\
&\quad \times (4\tau \epsilon^2 - 3\epsilon^2 \sin(2\tau) - 8\tau \epsilon \sin(\tau) - 32\epsilon \cos(\tau) + 2\epsilon(\tau \epsilon + 2) \cos(2\tau) + 16\tau - 16 \sin(\tau) + 28\epsilon)^2 \\
&\quad \left. + 16 \cosh(2r_T) \left(|\mu_c|^2 \frac{1}{\cosh^2(2r_T)} + 1 \right) (\sin^2(\tau)(\epsilon \sin(\tau) + 2)^2 + (\tau \epsilon - \cos(\tau)(\epsilon \sin(\tau) + 2) + 2)^2) \right]. \tag{E4}
\end{aligned}$$

2. Coefficients for a time-dependent linear displacement

We here print the F -coefficients for a time-dependent linear displacement term $\tilde{\mathcal{D}}_1(\tau) = \tilde{d}_1 \cos(\Omega_{d_1} \tau)$ and a constant light-matter coupling $\tilde{\mathcal{G}}(\tau) \equiv \tilde{g}_0$:

$$\begin{aligned}
F_{\hat{N}_a} &= -\tilde{g}_0 \tilde{d}_1 \frac{2\Omega_{d_1}^2 \cos^2(\tau) \sin(\Omega_{d_1} \tau) + \sin(\Omega_{d_1} \tau) (\Omega_{d_1}^2 \cos(2\tau) - 3\Omega_{d_1}^2 + 4) - 4\Omega_{d_1} \sin(\tau) \cos(\tau) \cos(\Omega_{d_1} \tau)}{2\Omega_{d_1} (\Omega_{d_1}^2 - 1)}, \\
F_{\hat{N}_a^2} &= \frac{1}{2} \tilde{g}_0^2 (\sin(2\tau) - 2\tau), \\
F_{\hat{B}_+} &= -\tilde{d}_1 \frac{\Omega_{d_1} \cos(\tau) \sin(\Omega_{d_1} \tau) - \sin(\tau) \cos(\Omega_{d_1} \tau)}{1 - \Omega_{d_1}^2}, \\
F_{\hat{B}_-} &= -\tilde{d}_1 \frac{\Omega_{d_1} \sin(\tau) \sin(\Omega_{d_1} \tau) + \cos(\tau) \cos(\Omega_{d_1} \tau) - 1}{1 - \Omega_{d_1}^2}, \\
F_{\hat{N}_a \hat{B}_+} &= -\tilde{g}_0 \sin(\tau), \\
F_{\hat{N}_a \hat{B}_-} &= \tilde{g}_0 (\cos(\tau) - 1).
\end{aligned} \tag{E5}$$

This yields the following expression for the QFI:

$$\begin{aligned}
\mathcal{I}_{\tilde{d}_1} &= \frac{4}{\Omega_{d_1}^2 (1 - \Omega_{d_1}^2)^2} \left[4\tilde{g}_0^2 |\mu_c|^2 (\sin(\Omega_{d_1} \tau) (\Omega_{d_1}^2 (1 - \cos(\tau)) - 1) + \Omega_{d_1} \sin(\tau) \cos(\Omega_{d_1} \tau))^2 \right. \\
&\quad \left. + \frac{\Omega_{d_1}^2}{\cosh(2r_T)} (2 + (\Omega_{d_1}^2 - 1) \sin^2(\Omega_{d_1} \tau) - 2\Omega_{d_1} \sin(\tau) \sin(\Omega_{d_1} \tau) - 2\cos(\tau) \cos(\Omega_{d_1} \tau)) \right].
\end{aligned} \tag{E6}$$

For the constant case $\Omega_{d_1} = 0$, we find

$$\mathcal{I}_{\tilde{d}_1}^{(\text{con})} = 16 \left(\tilde{g}_0^2 |\mu_c|^2 (\tau - \sin(\tau))^2 + \frac{\sin^2(\tau/2)}{\cosh(2r_T)} \right). \tag{E7}$$

At resonance with $\Omega_{d_1} = 1$, the coefficients become

$$\begin{aligned}
F_{\hat{N}_a} &= -\frac{1}{4} \tilde{g}_0 \tilde{d}_1 (\sin(3\tau) - 7\sin(\tau) + 4\tau \cos(\tau)), \\
F_{\hat{N}_a^2} &= -\frac{1}{2} \tilde{g}_0^2 (2\tau - \sin(2\tau)), \\
F_{\hat{B}_+} &= \frac{1}{2} \tilde{d}_1 (\tau + \sin(\tau) \cos(\tau)) \\
F_{\hat{B}_-} &= \frac{1}{2} \tilde{d}_1 \sin^2(\tau), \\
F_{\hat{N}_a \hat{B}_+} &= -\tilde{g}_0 \sin(\tau), \\
F_{\hat{N}_a \hat{B}_-} &= \tilde{g}_0 (\cos(\tau) - 1),
\end{aligned} \tag{E8}$$

and the Fisher information becomes

$$\mathcal{I}_{\tilde{d}_1}^{(\text{res})} = 4\tilde{g}_0^2 |\mu_c|^2 (\tau + \sin(\tau) (\cos(\tau) - 2))^2 + \frac{1}{\cosh(2r_T)} (\tau^2 + 2\tau \sin(\tau) \cos(\tau) + \sin^2(\tau)). \tag{E9}$$

3. Approximate coefficients for a constant and resonant squeezing

In this section, we consider constant and time-dependent squeezing. The perturbative solutions to the time-dependent squeezing dynamics are only valid for $\tilde{d}_2 \ll 1$. For consistency, we will assume $\tilde{d}_2 \ll 1$ throughout this appendix, even for estimation of a constant squeezing strength. This assumption will also significantly simplify the expressions that follow.

a. *Constant squeezing*

When we consider constant squeezing, i.e. $\Omega_{d_2} = 0$ with $\tilde{D}_2(\tau) \equiv \tilde{d}_2$, we find $\xi = \cos(\sqrt{1+4\tilde{d}_2}\tau) + \sin(\sqrt{1+4\tilde{d}_2}\tau)/\sqrt{1+4\tilde{d}_2}$. For $\tilde{d}_2 \ll 1$ and $\tilde{d}_2\tau \sim 1$, this expression approximates to $\xi = e^{-i(1+2\tilde{d}_2)\tau}$. With the addition of a constant light-matter coupling $\tilde{G}(\tau) \equiv \tilde{g}_0$, the non-vanishing F -coefficients are (with $\tilde{D}_1 = 0$)

$$\begin{aligned} F_{\hat{N}_a^2} &= -\tilde{g}_0^2 \frac{2(1+2\tilde{d}_2)\tau - \sin(2(1+2\tilde{d}_2)\tau)}{2(1+2\tilde{d}_2)^2}, \\ F_{\hat{N}_a\hat{B}_+} &= -\tilde{g}_0 \frac{\sin((1+2\tilde{d}_2)\tau)}{1+2\tilde{d}_2}, \\ F_{\hat{N}_a\hat{B}_-} &= -\tilde{g}_0 \frac{1 - \cos((1+2\tilde{d}_2)\tau)}{1+2\tilde{d}_2}. \end{aligned} \quad (\text{E10})$$

To simplify the expressions further we assume $0 \ll \tilde{d}_2 \ll \tilde{d}_2\tau \ll 1$ and discard terms proportional to \tilde{d}_2 , while keeping only terms proportional to $\tilde{d}_2\tau$. We obtain

$$\begin{aligned} F_{\hat{N}_a^2} &= -\tilde{g}_0^2 \frac{2(1+2\tilde{d}_2)\tau - \sin(2(1+2\tilde{d}_2)\tau)}{2}, \\ F_{\hat{N}_a\hat{B}_+} &= -\tilde{g}_0 \sin((1+2\tilde{d}_2)\tau), \\ F_{\hat{N}_a\hat{B}_-} &= -\tilde{g}_0 (1 - \cos((1+2\tilde{d}_2)\tau)). \end{aligned} \quad (\text{E11})$$

With the same approximations, and by using the relations (C34), we obtain

$$J_+ = 0, \quad J_- = 0 \quad \text{and} \quad J_b = (1+2\tilde{d}_2)\tau. \quad (\text{E12})$$

For this special case, many of the terms in the QFI coefficients (C34) are zero, $A = B = C_{\pm}C_{\hat{N}_a, \pm} = G = F = 0$. The only non-zero coefficient is $C_{\hat{N}_a, +} = 2\tilde{g}_0\tau$. We then find the QFI

$$\mathcal{I}_{\tilde{d}_2}^{(\text{const, app})} = 8\tilde{g}_0^2\tau^2|\mu_c|^2 \frac{1}{\cosh(2r_T)} (1 + 2|\mu_c|^2 + \cosh(4r_T)). \quad (\text{E13})$$

b. *Resonant time-dependent squeezing*

In the next step, we will consider the resonant case. Using the approximate solution for $\Omega_{d_2} = 2$, which gives the expression of $\xi(\tau)$ (A11) and small \tilde{d}_2 given in (A11) and neglecting all terms proportional to \tilde{d}_2 but keeping expressions proportional to $\tilde{d}_2\tau$, we obtain for the non-vanishing F -coefficients

$$\begin{aligned} F_{\hat{N}_a^2} &= \tilde{g}_0^2 \frac{\cosh(2\tilde{d}_2\tau) \sin(2\tau) + \sinh(2\tilde{d}_2\tau) - 2\tau}{2}, \\ F_{\hat{N}_a\hat{B}_+} &= -\tilde{g}_0 \left(\cosh(\tilde{d}_2\tau) \sin(\tau) + \sinh(\tilde{d}_2\tau) \cos(\tau) \right), \\ F_{\hat{N}_a\hat{B}_-} &= \tilde{g}_0 \left(\cosh(\tilde{d}_2\tau) \cos(\tau) + \sinh(\tilde{d}_2\tau) \sin(\tau) - 1 \right). \end{aligned} \quad (\text{E14})$$

Furthermore, using the relations between α and β and the J -coefficients in (C34), we find under the same approximations as above,

$$J_+ = \frac{1}{2}\tilde{d}_2\tau, \quad J_- = 0 \quad \text{and} \quad J_b = \tau. \quad (\text{E15})$$

We obtain for the QFI

$$\mathcal{I}_{\tilde{d}_2}^{(\text{res, app})} = 4\tau^2 \left(\tilde{g}_0^4(4|\mu_c|^6 + 6|\mu_c|^4 + |\mu_c|^2) + \tilde{g}_0^2|\mu_c|^2 \frac{|\mu_c|^2 + \cosh(2r_T)^2}{\cosh(2r_T)} + \frac{\cosh^2(2r_T)}{\cosh^2(2r_T) + 1} \right). \quad (\text{E16})$$