

---

# Using Logical Specifications of Objectives in Multi-Objective Reinforcement Learning

---

Kolby Nottingham<sup>1</sup> Anand Balakrishnan<sup>2</sup> Jyotirmoy Deshmukh<sup>2</sup> David Wingate<sup>1</sup>

## Abstract

It is notoriously difficult to control the behavior of reinforcement learning agents. Agents often learn to exploit the environment or reward signal and need to be retrained multiple times. The multi-objective reinforcement learning (MORL) framework separates a reward function into several objectives. An ideal MORL agent learns to generalize to novel combinations of objectives allowing for better control of an agent’s behavior without requiring retraining. Many MORL approaches use a weight vector to parameterize the importance of each objective. However, this approach suffers from lack of expressiveness and interpretability. We propose using propositional logic to specify the importance of multiple objectives. By using a logic where predicates correspond directly to objectives, specifications are inherently more interpretable. Additionally the set of specifications that can be expressed with formal languages is a superset of what can be expressed by weight vectors. In this paper, we define a formal language based on propositional logic with quantitative semantics. We encode logical specifications using a recurrent neural network and show that MORL agents parameterized by these encodings are able to generalize to novel specifications over objectives and achieve performance comparable to single objective baselines.

et al., 2015), robotic control (Haarnoja et al., 2018), and other high dimensional, complex tasks. However, because RL agents learn to optimize a predefined reward signal, it is difficult to predict how an agent will learn to complete tasks. Human users have little control over agent behavior post-training without retraining the agent from scratch. Multi-objective reinforcement learning (MORL) can solve this problem by specifying multiple objectives each with their own reward signal (Roijers et al., 2013). At training time agents learn to satisfy various combinations of these objectives so that they can generalize to novel combinations of objectives at test time.

For example, a cleaning agent in a house environment may have several objectives such as dusting, sweeping, and vacuuming. The agent can learn to complete each of these objectives, but certain objectives may take priority over others. A human user may specify that dusting is twice as important as sweeping and that vacuuming is not important at all. These priorities may change, and MORL allows agents to learn policies that can satisfy any prioritization of objectives without requiring retraining.

As part of MORL, a *scalarization* function is chosen to convert a multiple objective reward vector into a scalar. The most common scalarization function for MORL is a linear combination of rewards in the form of a weight vector. However, many real world scalarization functions are more complex than simple linear combinations. Additionally, weight vectors are not ideal for specifying desired behavior. A human user may take several tries to find the weights that result in a desired behavior. Thus scalarization functions that are interpretable and allow for complex combinations of objectives.

Returning to the cleaning agent example, a human user may specify that the cleaning agent should either sweep or vacuum, but it is not necessary to do both. Perhaps the decision should be determined by whichever is more likely to be done well in consideration of other prioritized objectives. Or, it may be useful to specify that the house should always be kept 75% dusted and that the rest of the agent’s time should be spent vacuuming. These specifications become difficult or impossible to encode with simple linear weightings.

## 1. Introduction

Reinforcement learning (RL) has grown in popularity as RL agents have excelled at increasingly complex tasks, including board games (Silver et al., 2016), video games (Mnih

---

<sup>1</sup>Computer Science Department, Brigham Young University, Provo, Utah, USA <sup>2</sup>Computer Science Department, University of Southern California, Los Angeles, California, USA. Correspondence to: Kolby Nottingham <knotting@uci.edu>.

Multi-Task RL (MTRL) (Caruana, 1997) is a generalization of MORL in which an agent learns to complete multiple tasks simultaneously, often with the ultimate goal of completing some more complex task. Recently, Universal Value Function Approximators (UVFA) (Schaul et al., 2015) were developed for MTRL to learn state or Q-values over multiple goals. UVFAs require a goal parameterization as input usually defined as an element of the state (Andrychowicz et al., 2017). However, there are many multi-task scenarios that cannot be parameterized by elements of the environment state. Multiple objectives offer an alternative means of expressing multiple competing objectives.

The goal of this work is to demonstrate that **formal language combined with MORL provides an interpretable method for human users to specify complex behaviors for RL agents post-training**. We do this in two parts. First, we propose a simple formal language based on propositional logic to specify logical combinations of multiple objectives. This language is equipped with quantitative semantics that are used to define scalarization functions for MORL. The resulting scalarization functions can express complex logical combinations of objectives and are more interpretable than traditional weight vectors. The language also acts as a way of specifying goals for multi-task learning that will be parameterized to use UVFAs. Second, we develop a MORL agent for use with this language. The agent prepends a recurrent encoder onto a UVFA architecture to parameterize goals specified in our language. The agent also follows a learning curriculum over specifications to improve training speed and performance.

We demonstrate that our agent generalizes to never-before-seen specifications defined in our language by providing a test set of novel specifications; this can be seen as a form of zero-shot RL showing that a human user can specify novel combinations of objectives post-training. Performance on test sets is compared to baseline agents trained on single specifications, and we show that our agent performs comparably to baselines despite having never been trained on the test specifications. We demonstrate this over multiple grid worlds with various objectives. Finally, we demonstrate our agent’s ability to quickly specialize to novel specifications post-training.

## 2. Background

### 2.1. Reinforcement Learning

Traditional RL problems are often modeled by a Markov Decision Process (MDP) defined by the tuple  $(\mathcal{S}, \mathcal{S}_0, \mathcal{A}, p)$  where  $\mathcal{S}$  is the set of states,  $\mathcal{S}_0$  is the set of initial states,  $\mathcal{A}$  is the set of actions, and  $p(r, s' | s, a)$  defines transition probabilities for the environment. Here  $s' \in \mathcal{S}$  is the subsequent state and  $r \in \mathbb{R}$  is the reward. An agent’s objective is to

maximize expected return:

$$U = \mathbb{E}_{s \sim \mathcal{S}} \left[ \mathcal{R}_\pi(s) \right] \quad (1)$$

$$\mathcal{R}_\pi(s) = \mathbb{E}_{r, s' \sim p} \left[ r + \gamma \mathcal{R}_\pi(s') \right] \quad (2)$$

where  $\mathcal{R}_\pi$  is the return under a policy  $\pi : \mathcal{S} \rightarrow \mathcal{A}$  mapping states to actions, and  $\gamma$  is a discount factor.

Q-learning is an approach to solving reinforcement learning problems. The Deep Q-Learning (DQN) algorithm (Mnih et al., 2015) utilizes a neural network  $Q$  to estimate the Q-value of a state-action pair. The return under a policy  $\mathcal{R}_\pi$  can be expressed by the Q-value when the policy is defined by the network  $Q$ :

$$\mathcal{R}_\pi(s) = \max_{a \sim \mathcal{A}} Q(s, a) \quad (3)$$

$$\pi(s) = \operatorname{argmax}_{a \sim \mathcal{A}} Q(s, a). \quad (4)$$

We utilize the DQN algorithm in this paper to build our MORL agent, although our language and the way we construct our agent are not limited to the DQN algorithm.

### 2.2. Multi-Objective Reinforcement Learning

We alter the traditional RL formulation as an MDP by using a vector of rewards rather than a scalar reward, resulting in a Multi-Objective Markov Decision Process (MOMDP) (Roijers et al., 2013). We represent a MOMDP as a tuple  $(\mathcal{S}, \mathcal{S}_0, \mathcal{A}, p)$  where  $p(\mathbf{r}, s' | s, a)$  maps to the reward vector  $\mathbf{r} \in \mathbb{R}^n$  rather than a scalar reward. Each of the  $n$  elements in  $\mathbf{r}$  represents the reward for a particular objective.

Next, we modify the DQN algorithm for MORL. Equation 2 requires a scalar reward to sum with the discounted future rewards. Since the new transition function  $p$  provides a vector reward  $\mathbf{r}$  we need a scalarization function. Typically, the scalarization function is defined as a linear combination of objectives in the form of a weight vector (Abels et al., 2018). In this work, we explore the use of non-linear scalarization functions given by *logical combinations* of objectives, and we define a language to specify these more interesting behaviors.

In offline MORL, the scalarization function is unknown prior to training, so an agent’s goal is to learn a coverage set (Roijers et al., 2013) of policies in which there is at least one optimal policy for any scalarization function. Previously this has been done by finding a convex coverage set of policies (Mossalam et al., 2016). However, this method does not work for non-linear and non-convex scalarization functions.

Abels et al. explored the use of Universal Value Function Approximators (UVFA) to train MORL agents in an online setting. In an online MORL setting, an agent must learn on

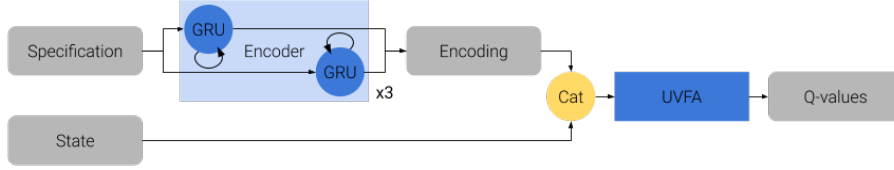


Figure 1. Network architecture: A behavior specification is encoded using a three layer bidirectional GRU, concatenated with the state representation, and used as input to a UVFA to estimate Q-values.

the fly and is not given the opportunity to learn a coverage set prior to testing. Instead the agent must adapt quickly to new scalarization functions without forgetting policies for previously seen scalarization functions. Online MORL is outside of the scope of this paper, but we also utilize UVFAs to instead simultaneously learn a dense set of policies, trained offline. These policies can be used post training with desired behavior specifications.

### 2.3. Universal Value Function Approximators

UVFAs (Schaul et al., 2015) learn value functions over multiple goals, taking as input to a neural network a goal parameterization along with environment state or a state action pair. This dense set of value functions induces an equally dense set of policies which can be applied to their respective goals. Empirically, UVFAs are shown to be able to generalize to novel goals. We utilize this method to parameterize goals specified by logical expressions in our language. We utilize this method to parameterize goals specified by logical expressions in our language, and show that deep RL can be used to generalize across this parameter space. In this work, we use UVFAs to improve on the ability of an agent to *generalize to new tasks*, whereas the goal of multi-task learning is often to improve the learning speed of an agent.

## 3. Multi-Objective RL with Logical Combinations of Objectives

Rather than learn a set of individual policies to approximate a coverage set over scalarization functions, we train a single agent to generalize over encoded representations of scalarization functions. To this effect, we propose a logic with a well-defined grammar and quantitative semantics to express arbitrarily complex logical combinations of objectives. These logical specifications of agent behavior are represented as strings and passed through an encoder, and then given to a Q-network for learning. In this section we lay out our language’s syntax and semantics, the agent architecture, the encoding method, and the learning curriculum for our agent.

### 3.1. Language Syntax and Semantics

We define a language based on propositional logic to specify combinations of objectives, where the atomic predicates are operations over the individual objectives in a multi-objective reward,  $\mathbf{r} \in [0, 1]^n$ , i.e., a reward vector where each element is between 0 and 1 inclusive and where the  $n^{\text{th}}$  element measures the reward obtained for the  $n^{\text{th}}$  objective. The syntax for this logic is as follows:

$$\psi := o_n \mid \neg o_n \mid o_n \geq c \mid o_n \leq c \mid \psi \wedge \psi \mid \psi \vee \psi$$

Here, the atomic predicate  $o_n$  is the value of the  $n^{\text{th}}$  objective, or the  $n^{\text{th}}$  element in a reward vector, and  $c$  is a constant. Possible values of  $c$  are dependant on the environment being used for training. The recursive definition of the above grammar allows for the construction of arbitrarily complex, logical specifications over the set of objectives in the MOMDP.

We also define quantitative semantics associated with our language, which allow us to interpret the logical expression along with a reward vector and map it to a real-valued scalar in the interval  $[0, 1]$ . The quantitative semantics of our specification language are defined below:

$$\begin{aligned} f(\mathbf{r}, o_n) &= \mathbf{r}[n] \\ f(\mathbf{r}, \neg o_n) &= 1 - \mathbf{r}[n] \\ f(\mathbf{r}, o_n \geq c) &= 1 \text{ if } \mathbf{r}[n] \geq c \text{ else } 0 \\ f(\mathbf{r}, o_n \leq c) &= 1 \text{ if } \mathbf{r}[n] \leq c \text{ else } 0 \\ f(\mathbf{r}, \psi_1 \wedge \psi_2) &= \min(\psi_1, \psi_2) \\ f(\mathbf{r}, \psi_1 \vee \psi_2) &= \max(\psi_1, \psi_2) \end{aligned}$$

Notice that any objective may be either minimized or maximized according to a *soft* ( $o_n$ ,  $\neg o_n$ ) or *hard* ( $o_n \geq c$ ,  $o_n \leq c$ ) constraint. The soft constraints return the value of the objective reward while the hard constraints return a value of one or zero.

The quantitative semantics allow us to evaluate the degree to which a specification is satisfied, and is easily computed for arbitrarily complex logical expressions. Consider once again a cleaning agent tasked with several cleaning objectives: 1) dust ( $o_1$ ), 2) sweep ( $o_2$ ), and 3) vacuum ( $o_3$ ). In this scenario, the reward vector returned by the environment

represents what percentage of the house is cleaned sufficiently for each of the objectives. That means our language allows us to instruct an agent to sweep as much as possible, maintain a certain percentage swept, or even make as big of a mess as possible. Additionally, if we instruct an agent to dust **or** sweep, we can expect it to complete at least one of the objectives, preferring to complete the objective that can be satisfied more quickly because it will have a higher expected return. Moreover, hard and soft satisfaction of objectives can be imposed on the agent to be more explicit about the expected behavior. With the above defined predicate logic we can express desired behaviors such as:

- $o2 \wedge (o1 \vee o3)$  Sweep and either dust or vacuum.
- $o1 \geq .5 \wedge o2$  Dust 50% of the house and sweep as much as possible.
- $o1 \wedge \neg o2$  Dust while increasing the amount of sweeping to be done.

### 3.2. Multi-Objective DQN

For our MORL agent, we implement the DQN architecture as described by Mnih et al. and modify it for use with multiple objectives by building upon recent work (Friedman & Fontaine, 2018; Abels et al., 2018) using UVFAs to generalize across encoded behavior specifications and output Q-values for each environment action according to a given state, specification pair. The system architecture for the MORL agent is diagrammed in Figure 1. We utilize a recurrent three-layered bidirectional encoder to parameterize a specification, represented as a string of tokens (further described in the following section). Output from the encoder is concatenated with a state representation and passed through a four-layer neural network of hidden size 128 that outputs Q-values for each action in the finite action space. It should be noted that, while we are building upon the vanilla DQN architecture described in (Mnih et al., 2015), the presented approach can easily be used with most other RL algorithms.

As the agent gains experience, tuples of state, action, next state, terminal, and reward vector  $(s, a, s', t, \mathbf{r})$  are stored in a replay buffer for future training. In our implementation, every 5 steps a batch of size 32 is sampled from the replay buffer, and every sampled tuple is augmented with 8 different behavior specifications  $\psi$ . Experience tuples are augmented using the reward vector from the tuple and the semantics of a sampled specification to generate a scalar reward. The loss is then calculated over this batch using the formula:

$$Loss = Q(s, a) - (f(\mathbf{r}, \psi) + \gamma \max_{a' \sim \mathcal{A}} \hat{Q}(s', a')(1-t)) \quad (5)$$

Here  $f : \mathbf{r} \times \psi \rightarrow \mathbb{R}$  are the quantitative semantics that map reward vectors and specifications to scalar rewards. Also, the target Q-network  $\hat{Q}$ , part of the typical DQN

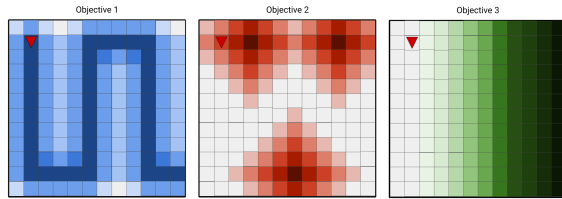


Figure 2. A visualization of the navigation environment. There are three objectives: 1) staying on the road, 2) avoiding hazards, and 3) moving to the right. Darker cells correspond to higher rewards in objectives one and three and lower rewards in objective two. All rewards are scaled between zero and one.

algorithm, is a bootstrapped estimate of the true Q-value updated regularly with the parameters of  $Q$ .

### 3.3. Language Encoder

We utilize Gated Recurrent Units (GRU) (Cho et al., 2014) in order to encode behavior specifications in the previously defined language. We implement this encoder with three bidirectional layers of hidden size 64 as shown in Figure 1. We input a specification to the encoder as a sequence of one-hot vectors that each represent one of the possible tokens in our language. The hidden states of the last layer in each direction are used as the specification encoding. The output of this encoder then serves as input to our MORL agent.

We train this language encoder end-to-end along with the rest of our agent. During testing, we found that allowing gradients to flow from the DQN back through the encoder gave us better results than other attempts to train the encoder in a separate supervised setting. In the supervised training scenario, we trained using the output of the encoder along with a sampled reward vector to predict the scalarized reward produced by the specification’s semantics (the idea being that the encoded specification should retain sufficient information to predict the scalarized reward). However, after several experiments with supervised pretrained and co-trained encoders, we determined that end-to-end training provided the DQN agent with better specification encodings.

### 3.4. Learning Curriculum

We started by training our agent with a new, randomly sampled behavior specification for each training episode. Additionally, we randomly sampled behavior specifications to augment training batches. However, we wondered if it would struggle to generalize to long, complex specifications.

We therefore experimented with using curricula to slowly increase the complexity of sampled specifications. Under this curriculum, we only use a subset of all behavior specifications when sampling for environment episodes and batch augmentation. This subset of behaviors is defined by the

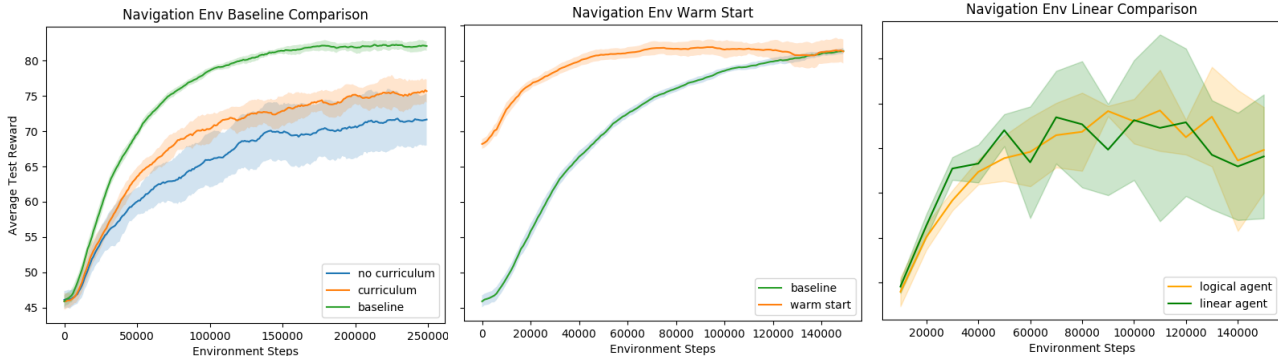


Figure 3. The left graph plots the average score for 100 never-before-seen test specifications over environment steps. The middle graph shows agents trained on a single specification initialized with parameters from the curriculum agent at 100,000 timesteps compared with the baselines for 100 averaged test specifications. The right graph compares the performance of our agent with the performance of a multi-objective agent trained with linear weight vectors.

maximum length of specification strings in the subset. In our final agent, we increment the maximum length of specifications in the subset every 5000 timesteps. The curriculum increments the maximum length a total of 20 times, starting at a base length of 25 characters up to the maximum specification length for the entire set of specifications.

We compare learners trained with and without a learning curriculum in the experiments in Section 4.

## 4. Experimental Results

To evaluate our framework, we train our agent to perform a multi-objective task in the grid-world environment shown in Figure 2. In this environment, the agent has three objectives:

1. Stay on the road: In the left grid in Figure 2, the dark region indicates maximum reward, i.e., the road, with decreasing rewards as you move further from the road.
2. Avoid hazards: This is indicated by the middle grid in Figure 2, where the reward is 0 at the darkest cell and increases as you move away from them.
3. Move right: This can be seen in the heat map-like grid on the right in Figure 2, where the rewards increase as the agent moves to the right of the grid.

In the grid-world experiment, the MORL agent acts in an environment with finite number of states, and can choose from a finite set of actions,  $\{up, down, left, right\}$  movements, where the agent picks a random direction that is not the action with probability 0.1.

### 4.1. Zero-Shot Generalization Results

For the above environment and objectives, we first generate a list of 50,000 specifications over the objectives. These

formulae are generated by randomly generating expressions that conform to the grammar of the language, with varying number of atomic predicates, logical operators, and hard constraint operators. These formulae are used in training the MORL agent and represents the set of specifications over which we want the agent to parameterize over. To train the MORL agent, during the simulation of each episode, we sample a specification from the above generated list, such that it must hold over that run of the MORL agent. This specification, along with the accumulated rewards, is used in computing the loss function to optimize for. Moreover, we train two agents using the method, one that uses curricula and one that doesn't. To evaluate the agents, we first sample 100 previously unseen specifications and test if the agents satisfy the specifications. We then compare the performance of vanilla DQN agents trained on each of the same 100 specifications that the MORL agent was tested on. The accumulated rewards are plotted for comparison in Figure 3.

Our results indicate that learning curricula with respect to specification length improve the speed and performance of learning and decrease the variance of learned policies. Our agents are able to learn near baseline policies for never-before-seen specifications with the same amount of experience and network updates that it takes baseline DQN agents to learn individual policies.

Figure 4 visualizes resulting reward functions and policies learned by our agent for three never-before-seen behavior specifications. The policies generated by our agent demonstrate an understanding of the specified behavior. For example, the specification shown in the left grid in Figure 4,  $o2 \geq 1 \wedge o3$ , can be interpreted as: avoid being within 4 squares of the marked hazards while maximizing the proximity to the rightmost column. The derived policy, focuses on arriving at the rightmost column of the grid where it will receive the greatest reward while moving away from the




Figure 4. Zero-shot reward functions and policies for three never-before-seen test specifications. Darker cells indicate higher reward for entering that state. The left specifications instructs the agent to avoid hazards while moving to the right. The middle specification instructs the agent to move to the right two **or** left two columns. The right specification instructs the agent to stay on the road, while **avoiding** the four rightmost columns. See text for additional details.

hazards when appropriate. The middle grid’s specification,  $o3 \geq .9 \vee o3 \leq 0$ , instructs the agent to move to the right two or the left two columns. Note that the policy correctly sends the agent to the appropriate columns near the ends of the grid, but the center of the grid contains a few loops and other artifacts of conflicting policies. During execution, the agent eventually reaches one of the specified goals due to the stochasticity of the environment. The right grid shows the actual reward function and the generated policy for the specification  $o1 \geq .8 \wedge o3 \leq .6$ . This behavior requires the agent to stay near the road while avoiding the four rightmost grid columns. Notice that the agent’s policy focuses on remaining on the road when to the left of the 4 rightmost columns, otherwise the agent is only concerned with avoiding those columns.

#### 4.2. Warm-Start Training Results

While the results in Figure 3 show impressive generalization to never-before-seen tasks, performance is not quite optimal. This begs the question: can the parameters learned when training on a variety of tasks be fine-tuned on a single task? Here, we test this by training a single policy agent initialized with parameters taken from one of our curriculum agent at 100,000 timesteps. We compare to the baseline DQN agent (which is always trained on a single task). The middle plot in Figure 3 shows this warm start agent compared to the baseline agents. The graph demonstrates that our agent trained to generalize over specifications has the ability to specialize to individual specifications much faster than a baseline agent with traditional, randomly initialized parameters.

#### 4.3. Linear Agent Comparison

Our agent learns a the non-linear scalarization function defined by the semantics of the propositional logic defined in Section 3.1. Most of the specifications that can be ex-

pressed in this language are not easily represented by linear weights. However, specifications that only use soft maximization constraints and logical *and* connectives can be expressed as weight vectors that contain only ones and zeros. For example,  $o1 \rightarrow (1 \ 0 \ 0)$  and  $o2 \wedge o3 \rightarrow (0 \ 1 \ 1)$ . We use this method to compare our agent trained on logical specifications to agents from recent related work trained on linear weights. We compare the performance of each of these agents throughout training on the seven possible combinations of objectives according to the method just described. The linear agent uses the same parameters, architecture, and training algorithm as the logical agent but replaces sampled logical specifications with sampled weight vectors. We sample weight vectors from a Dirichlet distribution ( $\alpha = 1$ ) following the method of Abels et al. who also utilize UVFAs for training their multi-objective agent. The right plot in Figure 3 shows the results of this experiment. Our linear agent was able to learn to satisfy the linear objectives with a speed and level of performance that mirrors the linear agent. These results indicate that our agent does not lose performance on traditional linearly weighted objectives while learning to satisfy more complex non-linear combinations of objectives.

#### 4.4. Specification Encoding Visualizations

Although our agent demonstrates impressive performance across a large number of specifications, we would like to be assured that the agent is actually learning the semantics of logical specifications and correctly estimating Q-values for specifications across states. The results of Figure 4 begin to demonstrate this by visualizing the learned policy for several logical specifications. We further demonstrate our agent’s ability to learn semantics and implement policies across states and specifications through a number of experiments, the results of which are found in Figure 5. The top sequence of images in the figure contains heat maps of our agent’s predicted values over environment states. The heat maps interpolate between the specifications  $-o3$  and  $o3$  from left to right by moving between the encodings of each in specification encoding space. Value clearly shifts from left to right as expected. Interestingly, traces of the first objective can be seen during the transition when the agent in not preferring left nor right.

The bottom right graph in the figure plots a T-SNE visualization of 1,600 encodings of logical specifications. These specifications are organized into 8 buckets of 200 semantically equivalent specifications. For example, the specifications  $o1 \wedge o2 \wedge o3$  would be found in the same bucket as  $o1 \wedge (o3 \wedge o2)$  or  $(o1 \wedge o1) \wedge (o2 \wedge o3)$ . We generate 200 unique specifications using the method described in Section 4.1 for each of the specifications listed in Figure 5’s T-SNE visualization. The plot indicates that our agent is learning the semantics of various language specifications.

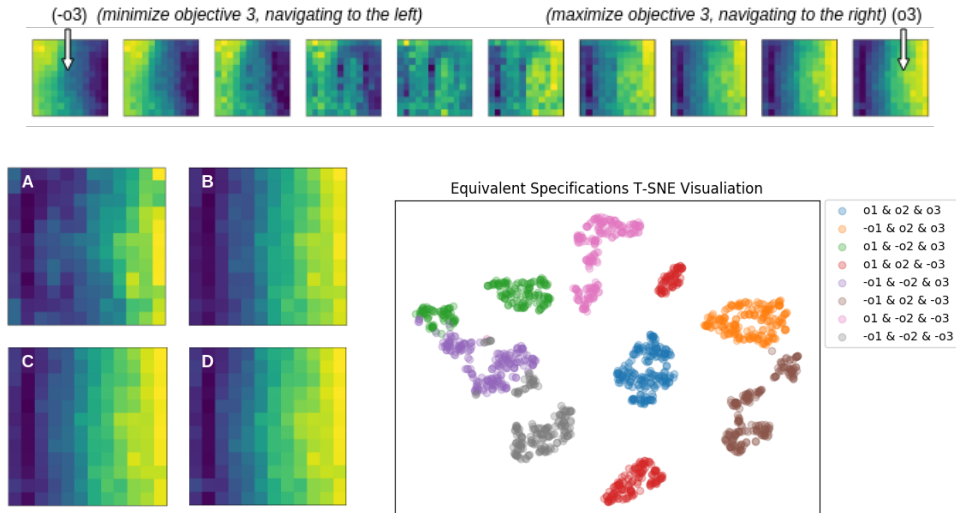


Figure 5. This figure provides several visualizations of encoded specifications. The top sequence of images are heat maps of the predicted state value from our Q-Network. The images interpolate between  $-o3$  and  $o3$  in specification encoding space showing that our agent learns smooth policy transitions between specifications. The bottom right image is a T-SNE visualization of 1,600 specification encodings. The encodings are organized into 8 buckets of 200 semantically equivalent specifications. The bottom left image shows the predicted state values for four semantically equivalent specifications: A)  $-o3$  B)  $(-o3)$  C)  $((-o3))$  D)  $((-o3 \vee -o3))$

Finally, the bottom left grid in Figure 5 shows the state value heat maps for four semantically equivalent specifications  $-o3$ ,  $(-o3)$ ,  $((-o3))$ , and  $((-o3 \vee -o3))$  labeled as A, B, C, and D respectively. The heat maps show that our agent finds similar state values (and thus policies) for semantically equivalent logical specifications in addition to placing them close together in specification encoding space.

#### 4.5. Navigation Environment Variations

To test our agent on a variety of environments with various numbers of objectives we designed modified navigation environments. We scaled the environment to  $5 \times 5$  and  $20 \times 20$  grids as outlined in Figure 6 along with the  $12 \times 12$  version described previously. We train on these modified navigation environments with two, four, and six objectives. The two objective environment includes staying on the road and avoiding hazards. The four objective environment adds moving to the right and moving up. The six objective environment adds moving towards the center row and moving towards the center column.

Figure 7 shows plots for the nine resulting combinations of environment size and objective count. In these experiments we use predefined sets of 40,000, 60,000, and 80,000 specifications with an 80:20 training-testing split for the two, four, and six objective versions respectively. We randomly sampled 20% of the specifications to form test sets and show that our agent again generalizes to never-before-seen behavior specifications over various environment sizes and objective counts. We found that increased environment size

and objective count increased the generalization difficulty, as indicated by the increase in disparity between our agent and baseline performance, but our agent still manages to generalize in these more difficult environments. It is interesting to note that with increased number of objectives, the difference between non-curriculum and curriculum agents becomes more apparent.

## 5. Conclusions and Future Work

An ideal decision making agent has the ability to adjust behavior according to the needs and preferences of a human user. Preferably, this would be done without retraining. Rather than learning separate policies for each desired behavior, we have shown that information about state, transitions, and the interactions between objectives can be captured and shared in a single model.

This work can be framed in multiple ways: as a non-linear generalization of MORL, or as a generalization of UVFA where value functions generalize across complex tasks specifications. Either way, our results demonstrate that deep RL agents can successfully learn about, and generalize across, complex task specifications encoded in complex languages. We are particularly excited about our zero-shot results: our agents generalize to never-before-seen task specifications that are complex and nuanced, and are able to perform almost optimally with no task-specific training. If we allow the agent to train on new tasks, our warm-start experiments suggest that the parameters we have found serve as an ex-

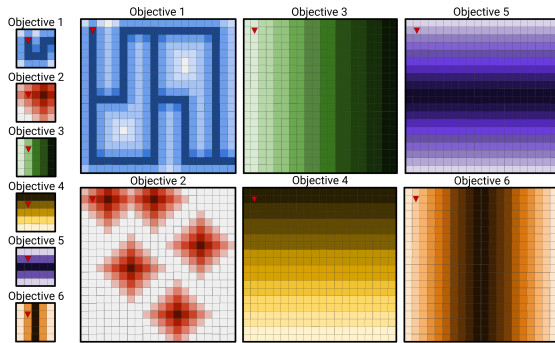


Figure 6. Visualizations of the small and large environments for all six objectives. Again, darker cells correspond to higher rewards for all cases but objective two. The medium environment, depicted in Figure 2, is also used with the additional objectives four, five, and six that follow the pattern shown here.

cellent initialization that enables an agent to rapidly achieve optimal performance on a new task.

We have also shown preliminary evidence that when trying to summarize and utilize complex specifications, some sort of curriculum-based learning is likely to be necessary. By increasing the complexity of the task specifications, we were generally able to achieve better, more stable, and lower-variance behavior.

In this work, we demonstrate that a MORL agent parameterized by formal language can satisfy novel complex specifications over objectives without retraining. This can be used as an effective way for human users to specify agent behavior post-training. This is possible in part through learning semantic representations of language expressions and then generalizing over those representations, an idea that can be generalized to other formal and natural languages.

We present a simple language based on propositional logic to specify desired behavior. Moving forward, MORL scalarization functions may include natural language, and temporal logics. Temporal logics can be used to express temporally dependent behavior, like sequential tasks and patrolling, in a succinct manner, making them highly applicable for real world scenarios. Moreover, some of these logics have quantitative semantics defined for them, similar to that presented in this paper. Using natural languages come with additional difficulties due their lack of concrete semantics. However, improvements in natural language representation may also enable the use of natural language to specify desired behavior post-training. Previous attempts have been made to combine natural and formal language with RL, for example natural language has been used for advice giving (Kuhlmann et al., 2004), reward shaping (Goyal et al., 2019), and defining reward functions (Fu et al., 2019) in RL tasks. Quantitative semantics of temporal logics have been used to define reward functions (Aksaray et al., 2016; Li et al.,

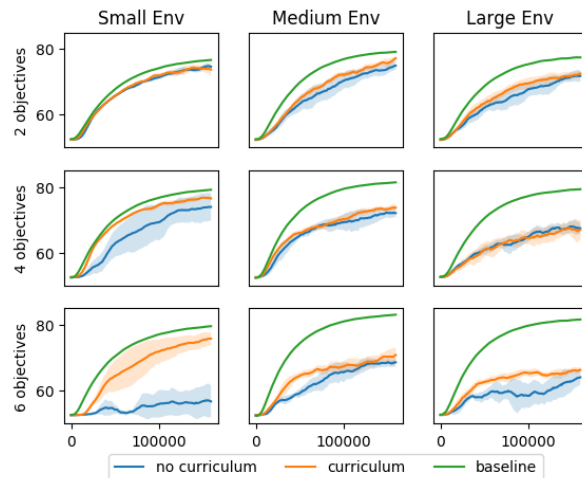


Figure 7. Agent performance compared to baselines for 3 different sized environments with 2, 4, and 6 objectives. The small, medium, and large environments are 5x5, 12x12, and 20x20 respectively. The medium environment is identical to the one described in the previous section, and the others are variations of it. The objectives are added in the following order: 1) stay on the road, 2) avoid hazards, 3) move right, 4) move up, 5) move towards the horizontal center, and 6) move towards the vertical center.

2017; Balakrishnan & Deshmukh, 2019) and ensure safe exploration (Li & Belta, 2019). We believe that parameterizing RL policies using natural and other formal languages is a promising area of future work.

## References

- Abels, A., Roijers, D. M., Lenaerts, T., Nowé, A., and Steckelmacher, D. Dynamic weights in multi-objective deep reinforcement learning. *arXiv preprint arXiv:1809.07803*, 2018.
- Aksaray, D., Jones, A., Kong, Z., Schwager, M., and Belta, C. Q-learning for robust satisfaction of signal temporal logic specifications. In *2016 IEEE 55th Conference on Decision and Control (CDC)*, pp. 6565–6570. IEEE, 2016.
- Andrychowicz, M., Wolski, F., Ray, A., Schneider, J., Fong, R., Welinder, P., McGrew, B., Tobin, J., Abbeel, O. P., and Zaremba, W. Hindsight experience replay. In *Advances in Neural Information Processing Systems*, pp. 5048–5058, 2017.
- Balakrishnan, A. and Deshmukh, J. V. Structured Reward Shaping using Signal Temporal Logic specifications. In *2019 IEEE/RSJ International Conference on Intelligent Robots and Systems (IROS)*, pp. 3481–3486, 2019.
- Caruana, R. Multitask learning. *Machine learning*, 28(1): 41–75, 1997.



- Cho, K., Van Merriënboer, B., Gulcehre, C., Bahdanau, D., Bougares, F., Schwenk, H., and Bengio, Y. Learning phrase representations using rnn encoder-decoder for statistical machine translation. *arXiv preprint arXiv:1406.1078*, 2014.
- Friedman, E. and Fontaine, F. Generalizing across multi-objective reward functions in deep reinforcement learning. *arXiv preprint arXiv:1809.06364*, 2018.
- Fu, J., Korattikara, A., Levine, S., and Guadarrama, S. From language to goals: Inverse reinforcement learning for vision-based instruction following. *arXiv preprint arXiv:1902.07742*, 2019.
- Goyal, P., Niekum, S., and Mooney, R. J. Using natural language for reward shaping in reinforcement learning. *arXiv preprint arXiv:1903.02020*, 2019.
- Haarnoja, T., Zhou, A., Hartikainen, K., Tucker, G., Ha, S., Tan, J., Kumar, V., Zhu, H., Gupta, A., Abbeel, P., et al. Soft actor-critic algorithms and applications. *arXiv preprint arXiv:1812.05905*, 2018.
- Kuhlmann, G., Stone, P., Mooney, R., and Shavlik, J. Guiding a reinforcement learner with natural language advice: Initial results in robocup soccer. In *The AAAI-2004 workshop on supervisory control of learning and adaptive systems*. San Jose, CA, 2004.
- Li, X. and Belta, C. Temporal logic guided safe reinforcement learning using control barrier functions. *arXiv preprint arXiv:1903.09885*, 2019.
- Li, X., Vasile, C.-I., and Belta, C. Reinforcement learning with temporal logic rewards. In *2017 IEEE/RSJ International Conference on Intelligent Robots and Systems (IROS)*, pp. 3834–3839. IEEE, 2017.
- Mnih, V., Kavukcuoglu, K., Silver, D., Rusu, A. A., Veness, J., Bellemare, M. G., Graves, A., Riedmiller, M., Fidjeland, A. K., Ostrovski, G., et al. Human-level control through deep reinforcement learning. *Nature*, 518(7540): 529, 2015.
- Mossalam, H., Assael, Y. M., Roijers, D. M., and Whiteson, S. Multi-objective deep reinforcement learning. *arXiv preprint arXiv:1610.02707*, 2016.
- Roijers, D. M., Vamplew, P., Whiteson, S., and Dazeley, R. A survey of multi-objective sequential decision-making. *Journal of Artificial Intelligence Research*, 48:67–113, 2013.
- Schaul, T., Horgan, D., Gregor, K., and Silver, D. Universal value function approximators. In *International Conference on Machine Learning*, pp. 1312–1320, 2015.
- Silver, D., Huang, A., Maddison, C. J., Guez, A., Sifre, L., Van Den Driessche, G., Schrittwieser, J., Antonoglou, I., Panneershelvam, V., Lanctot, M., et al. Mastering the game of go with deep neural networks and tree search. *nature*, 529(7587):484, 2016.