

A Geometric Approach to Online Streaming Feature Selection

Salimeh Yasaei Sekeh, Madan Ravi Ganesh*, Shurjo Banerjee*, Jason J. Corso, and Alfred O. Hero

Abstract—Online Streaming Feature Selection (OSFS) is a sequential learning problem where individual features across all samples are made available to algorithms in a streaming fashion. While the OSFS problem setup is popular, it suffers from limitations ranging from weak assumptions in its problem setup, inefficiencies in its best algorithms, and the lack of a consistent methodology to compare algorithms. In this work, we systematically address these three limitations. Firstly, we assert that OSFS’s main assumption of having data from all the samples available at runtime is unrealistic and introduce a new setting where features and samples are streamed concurrently called OSFS with Streaming Samples (OSFS-SS). Secondly, the primary OSFS method, SAOLA [4] utilizes an unbounded mutual information measure and requires multiple comparison steps between the stored and incoming feature sets to evaluate a feature’s importance. We introduce Geometric Online Adaption, an algorithm that requires relatively less feature comparison steps and uses a bounded conditional geometric dependency measure. Our algorithm outperforms several OSFS baselines including SAOLA on a variety of datasets. We also extend SAOLA to work in the OSFS-SS setting and show that GOA continues to achieve the best results. Thirdly, the current paradigm of the OSFS algorithm comparison is flawed. Algorithms are measured by comparing the number of features used and the accuracy obtained by the learner, two properties that are fundamentally at odds with one another. Without fixing a limit on either of these properties, the qualities of features obtained by different algorithms are incomparable. We try to rectify this inconsistency by fixing the maximum number of features available to the learner and comparing algorithms in terms of their accuracy. Additionally, we characterize the behaviour of SAOLA and GOA on feature sets derived from popular deep convolutional featurizers.

I. INTRODUCTION

Online Streaming Feature Selection (OSFS) [1], [2] is a sequential learning problem where individual features across all samples are made available to algorithms in streaming fashion. Algorithms are allowed a single pass at features and are tasked with maintaining a fixed size decision-relevant list of them by disregarding uninformative old ones (i.e. measuring feature redundancy) and incorporating informative new ones (i.e. measuring feature relevancy). While OSFS is an important direction of research due to its applicability to low-memory usage systems, high-throughput systems, and other scenarios, it suffers from limitations which include weak assumptions in its problem statement, inefficiencies in its most popular methods, and the lack of a consistent methodology to compare

algorithms. In this work, we propose a novel setup and technique in which we systematically address these limitations.

The primary limitation of OSFS lies in the assumption that data from all the samples must be available at runtime. We assert that this unrealistic and introduce a new setting where both features and samples are streamed concurrently. We call this new setting Online Streaming Feature Selection with Streaming Samples (OSFS-SS), where we experiment with multiple sizes of the samples streamed to learners (Section III-A).

For the second limitation, many methods have been proposed for the OSFS learning problem. One of the earliest works, [1], introduced the Alpha-Investing algorithm. Here new features are added to the minimal subset via dynamic thresholding of a p-statistic between current features and incoming features. Alpha-investing, however, does not attempt to limit the number of features that are kept in the current feature set. While [2], [3] were the first to introduce concepts of feature relevance and redundancy to prune and maintain small subsets of features for this task, SAOLA (Scalable and Accurate Online feature selection) [4], the most popular approach, took it further by using mutual information (MI) [5] to measure intra-feature redundancy and dependency. However, SAOLA uses multiple comparison steps in their algorithm to evaluate the importance of features, which makes it inefficient, as well as the histogram estimator which is not bounded. Hence, their hyper-parameter tuning for thresholds is not restricted to small search space.

We address the limitations of these methods by introducing the Geometric Online Adaption (GOA) algorithm. Our algorithm uses the geometry of samples and their relative spacing to construct the comparisons that help retain or remove features. This ensures only two comparison steps in GOA. We also use a class-conditional geometric dependency measure (CGD) [6] to calculate intra-feature relevancy and redundancy. CGD is useful as it is bounded allowing us to fine-tune our hyper-parameters within a truly restricted space. When compared to SAOLA, our method contains a lower number of comparison steps while ensuring true bounds for the thresholds. Under GOA’s assumptions, we show that there exists a feature in the current optimal feature subset such that if the new incoming feature is irrelevant to the class label given that feature, then both the given and incoming feature are dependent (Theorem 3.1). We validate our method against the algorithms described above across multiple datasets (Section IV-A).

Apart from evaluating GOA on OSFS, we augment SAOLA

S. Yasaei Sekeh is with School of Computing and Information Science at the University of Maine, Orono

M. Ravi Ganesh, S. Banerjee, J.J. Corso, A.O. Hero are with Electrical Engineering and Computer Science Department at the University of Michigan

*Both authors contributed equally to this research.

to work in the OSFS-SS setting as a baseline. We use this to showcase how GOA continues to achieve the best results. The new streaming setting also allows us to apply SAOLA and GOA to features derived from publicly available convolutional neural network (CNN) featurizers. These experiments help us test the presence of redundancy in these deep featurizers and evaluate how they are different from the human-annotated feature sets that normally dominate this line of work.

The third limitation is the lack of a consistent methodology to compare OSFS algorithms. Generally, they are compared by tabulating the size of the feature sets used and the accuracy of the learners. However, these are two properties that are at odds with each other - the more the number of features used, the higher the accuracy and vice versa. As such, it is difficult to decide when one algorithm is truly outperforming another. In this work, we compare our algorithm to every baseline individually by fixing the number of features used by GOA to be less than or equal to that of the baseline being compared against. Under this setting, an algorithm's performance can then be compared using the learners' accuracy. We believe that while our approach is simple, it rectifies the problem.

II. RELATED WORK

In our related work, we first outline prior OSFS methods before describing experimental setups similar in scope but ultimately different from our OSFS-SS extension.

A. Online Streaming Feature Selection

Among works that span OSFS, Alpha-investing [1] forms one of the earliest methods which deals with streaming feature selection problems. In the work, the authors dynamically adjust a threshold on the p -statistic for new features to enter the model in order to control the false discovery rate [7]. While their strategy is effective, no additional steps are taken to reduce the number of features collected.

Online Streaming Feature Selection [2] (from whence we derive our terminology) and its faster adaptation, Fast-OSFS [3], were developed to use probabilistic concepts of Markov Blankets to measure intra-feature relevancy and redundancy. Both methods break up the redundancy analysis into two steps, inner-redundancy (the redundancy between current features and incoming features) and outer-redundancy (redundancy between incoming features and features collected in the minimal subset thus far). The algorithm proposed in this study was evaluated on a large scale using several datasets, many of which are used in our work.

A more recent approach, SAOLA [4], is derived from a lower bound of correlations between features using pairwise comparisons. The method uses histogram-based mutual information (MI) to perform comparisons for inner-redundancy and outer-redundancy operations and maintains a parsimonious set of features for training over a longer duration.

A new algorithm called OSNRRSAR-SA [8] was proposed to resolve online streaming feature selection from the rough sets (RS) perspective [9]. This algorithm adopts a Rough sets-based approach on feature significance to remove non-relevant

features. A survey of feature selection approaches with more detailed descriptions of each method is provided in [10] and [11].

B. Online Streaming Feature Selection with Streaming Samples

To the best of our knowledge, we are the first to propose experiments in the OSFS-SS domain though there are works that share key characteristics. An important goal of feature selection from streaming samples is to approximate missing data distributions using a subset of the selected features [12], [13]. Taking it a step further, unsupervised methods use low-rank approximations as a matrix completion mechanism to improve and match performance [14]. [15] used a clustering alternative to simple low-rank approximations for unsupervised feature selection in streaming multi-view data.

The key difference between our proposed OSFS-SS experiments and the above methods is they can take multiple passes over the data and assume that all features are available throughout the training process while OSFS-SS allows only a single pass over all features and samples.

III. APPROACH

A. Setup: OSFS with Streaming Samples

Given class label C , a new incoming feature F_i , a threshold $\delta \in [0, 1]$, the selected feature set at time t_{i-1} , $S_{t_{i-1}}^*$, and the current time step t_i , the observed streaming sample matrix with feature set $S_{t_{i-1}}^* \cup F_i$ at time t_i is \mathcal{A}_{t_i} .

Under this proposed OSFS-SS setup we consider four distinct scenarios (Fig. 1):

- **Scenario A** : Traditional OSFS setting, where at each time step t_i , only one new incoming feature F_i for all samples in the dataset is observed.
- **Scenario BI** : At time step t_i , only one new incoming feature F_i for a subset of samples $\{x_1, x_2, \dots, x_M\}$ is observed. The number of samples across different time steps are equal.
- **Scenario BII** : At time step t_i , only one new coming feature F_i along with the associated subset of samples $\{x_1, x_2, \dots, x_{M_i}\}$ is observed. However, the number of samples across different time steps are not equal.
- **Scenario BIII** : This scenario is an extended version of Scenario BI where we may observe the same feature F_i for more than one time step. However, across time steps different sets of samples are observed.

B. Geometric Online Adaptation

Review of CGD:

Let us recall the conditional geometric dependency measure proposed in [6], denoted by G_ρ , to evaluate dependencies between features given a class label C .

Definition: (Conditional Geometric Dependency) Let X and Y be two given features with joint probability density

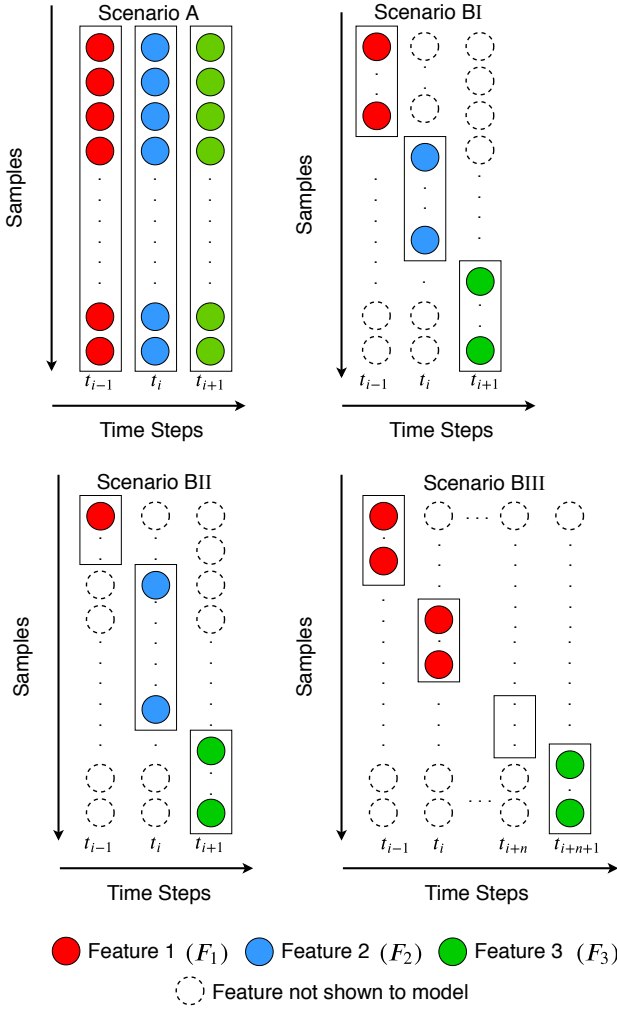


Fig. 1: Illustration of the scenarios applicable to GOA. Scenario A represents the conventional OSFS setting where a data from all samples are used in a time step. Scenarios B represent the novel setting introduced in this paper, when both samples and features are streaming. (BI) The number of samples across each time step are equal in size and each time step introduces a new feature. (BII) The number of samples across each time step are unequal in size and each time step introduces a new feature. (BIII) The number of samples across each time step are equal in size and each feature can span multiple time steps.

function $f(x, y)$. Consider class label variable C taking values in $\{1, 2, \dots, m\}$. Let $p_i = P(C = i)$ for $i = 1, \dots, m$ such that $\sum_{i=1}^m p_i = 1$. Then the conditional geometric dependency measure $G_\rho := G_\rho(X, Y|C)$ is given by

$$G_\rho = 1 - 2 \sum_i \sum_j p_i p_j \eta_{ij}. \quad (1)$$

where η_{ij} is the following measure based on joint probability

densities $f(x, y)$ and $\pi(x, y)$:

$$\eta_{ij} = \iint \frac{f_{X,Y|C}(x, y|i) f_{X|C}(x|i) f_{Y|C}(y|i)}{f(x, y) + \pi(x, y)} dx dy. \quad (2)$$

and

$$f(x, y) = \sum_{i=1}^m p_i f_{X,Y|C}(x, y|i),$$

$$\pi(x, y) = \sum_{i=1}^m p_i f_{X|C}(x|i) f_{Y|C}(y|i),$$

such that $f_{X,Y|C}(x, y|i)$, $f_{X|C}(x|i)$, and $f_{Y|C}(y|i)$ are the conditional distribution of conditional random variable $X, Y|C = i$, $X|C = i$, and $Y|C = i$ respectively.

G_ρ Estimator: Following arguments in [16] and [6], in this paper we employ a graph-based estimation of G_ρ denoted by \hat{G}_ρ . This estimator is computed by the global Friedman-Rafsky (FR) multivariate run test statistic constructed using a global minimal spanning tree (MST). This approach results in an efficient and fast non-parametric implementation of the conditional geometry dependency estimation.

Algorithm Description:

Our proposed Geometric Online Adaptation (GOA) approach (Alg. 1) functions in the context of Scenario BI as described below. The algorithm can be extended to the two other streaming Scenarios BII and BIII by selecting the streaming sample block that has the highest $\hat{G}_\rho(F_i; X|C)$ for an incoming feature F_i , where $X \in S_{t_{i-1}}^*$.

- We first compute $\hat{G}_\rho(F_i; X|C)$, $\hat{G}_\rho(F_i; Z|C)$, and $\hat{G}_\rho(X; Z|C)$ for new coming feature F_i and features $X, Z \in S_{t_{i-1}}^*$ using \mathcal{A}_{t_i} .
- F_i is discarded if $\hat{G}_\rho(F_i; X|C) \geq \delta$ and $\hat{G}_\rho(F_i; Z|C) > \hat{G}_\rho(X; Z|C)$, otherwise it is merged in to set $S_{t_{i-1}}^*$ as $S_{t_i}^* = S_{t_{i-1}}^* \cup F_i$. Note that S_{t_i} is still not the selected subset of features at time t_i and needs to be evaluated further.
- If F_i is merged in $S_{t_{i-1}}^*$, the selected feature set $S_{t_i}^*$ is computed. For this, the set $S_{t_{i-1}}^*$ is updated based on the relationship between F_i and features in $S_{t_{i-1}}^*$. Given class variable C for $Z, X, Y \in S_{t_i}^*$, $X \neq Y \neq Z$ if $\hat{G}_\rho(Z; X|C) > \delta$, and $\hat{G}_\rho(Z; X|C) \geq \hat{G}_\rho(Y; X|C)$ then Z is removed from $S_{t_{i-1}}^*$. Thus $S_{t_i}^* = S_{t_{i-1}}^* - Z$. This is because feature Z does not increase the predictive capability.
- These steps are repeated for each new incoming feature with new samples.

In the proposed GOA method the criterion $G_\rho(F_i; X|C) \geq \delta$ can be motivated as follows: Given conditional geometric mutual information (MI) $I(F_i; X|C)$ proposed in [16], [6]:

$$I(F_i; X|C) = 1 - 2 \sum_c f(c) \iint \frac{f(F_i, x|c) f(F_i|c) f(x|c)}{f(F_i, x|c) + f(F_i|c) f(x|c)} dF_i dx, \quad (3)$$

and the fact that $I(F_i; X|C) \geq G_\rho(F_i; X|C)$ [6], the criterion $G_\rho(F_i; X|C) \geq \delta$ implies $I(F_i; X|C) \geq \delta$. Now if $\exists X \in$

$S_{t_{i-1}}^*$ such that $I(F_i; C|X) = 0$ then adding F_i to $S_{t_{i-1}}^*$ does not improve subset $S_{t_{i-1}}^*$ in terms of prediction accuracy because F_i and class label variable C are independent given X . This result is stated in the next section.

Algorithm 1 The GOA Algorithm with Streaming Samples

Input: F_i : predictive feature; C : the class labels, $0 \leq \delta \leq 1$: a relevance threshold;

$S_{t_{i-1}}^*$: the selected feature set at time t_{i-1} ; $S_{t_i}^*$: the selected feature set at time t_i ; n_{t_i} : the number of sample at time t_i ; \mathcal{A}_{t_i} : the observed streaming sample matrix with feature set $S_{t_{i-1}}^* \cup F_i$ at time t_i ;

Repeat

Get a new sample \mathcal{A}_{t_i} at time t_i , which includes a new feature F_i ;

for features $Z, X \in S_{t_{i-1}}^*$, $Z \neq X$ **compute**

$\widehat{G}_\rho(F_i; X|C)$, $\widehat{G}_\rho(F_i; Z|C)$, $\widehat{G}_\rho(X; Z|C)$ using \mathcal{A}_{t_i} and **do**

if $\widehat{G}_\rho(F_i; X|C) \geq \delta$ and $\widehat{G}_\rho(F_i; Z|C) > \widehat{G}_\rho(X; Z|C)$

then Discard F_i and go to Step 11

else $S_{t_i}^* = S_{t_{i-1}}^* \cup F_i$

end

for features $Z, Y, X \in S_{t_i}^*$, $Z \neq Y \neq X$ **do**

if $\widehat{G}_\rho(Z; X|C) > \delta$, and $\widehat{G}_\rho(Z; X|C) \geq \widehat{G}_\rho(Y; X|C)$

then $S_{t_i}^* = S_{t_i}^* - Z$

until no features and sample are streaming;

Output: $S_{t_i}^*$: the selected feature set

When comparing the formulation and assumptions of GOA (Alg. 1) to its closest competitor, SAOLA, we observe that SAOLA discards an incoming feature by comparing its relevancy to the class labels while in our method we incorporate dependency between features given the class label. Using this approach, we reduce the effective number of steps from two in SAOLA to a single step in GOA, as well as the effective number of computations. using the geometric dependency measure. The most important reason we were able to achieve this is by employing the geometry of samples. Also, by using the geometric dependency criterion, the MI estimate is truly bounded between 0 and 1 while it is not the case in SAOLA.

Theoretical Analysis:

Given class variable C and features X and F_i , the theorem below shows the existence of a lower bound for $I(F_i; X|C)$ when $I(F_i; C|X) = 0$. The proof is provided here followed by two required Lemmas 3.2 and 3.3.

Theorem 3.1: Given the current feature subset $S_{t_{i-1}}^*$ at time t_{i-1} and a new feature F_i at time t_i , if $\exists X \in S_{t_{i-1}}^*$, such that $I(F_i; C|X) = 0$ then $I(F_i; X|C) \geq \delta$, where $\delta \in (0, 1)$.

Proof of Theorem 3.1: The following two lemmas are required to prove Theorem 3.1:

Lemma 3.2: Let $S_{t_{i-1}}^*$ be current feature subset at time t_{i-1} and F_i denotes the new feature at time t_i . For $X \in S_{t_{i-1}}^*$, we have

$$I(F_i; X|C) \geq I(F_i, C; X) - 2\mathbb{E}_f \left[\left(\frac{f(X)}{f(X|C)} + 1 \right)^{-1} \right]. \quad (4)$$

Proof of Lemma 3.2: Given $p \in (0, 1)$ and $q = 1 - p$, we can easily check that for positive $t > q$, $s > q$, such that $t, s \neq 1$:

$$(t + s) [(ts) + q(1 - t - s)] - p(ts) \geq 0.$$

This implies

$$p \left(\frac{t - q}{p} \right) \left(\frac{s - q}{p} \right) + q \geq \frac{ts}{t + s}. \quad (5)$$

In (5), substitute

$$\frac{s - q}{p} = \frac{f(F_i, c; x)}{f(F_i, c)f(x)}, \quad \frac{t - q}{p} = \frac{f(x)}{f(x|c)},$$

therefore the LHS in (5) becomes

$$p \left(\frac{f(F_i, c; x)}{f(F_i, c)f(x)} \right) \left(\frac{f(x)}{f(x|c)} \right) + q = p \left(\frac{f(F_i, x|c)}{f(F_i|c)f(x|c)} \right) + q.$$

Set $p = q = 1/2$, hence by conditional mutual information definition in (3), we have

$$I(F_i; X|C) \geq 1 - \mathbb{E}_f \left[\frac{1}{s} \right] - \mathbb{E}_f \left[\frac{1}{t} \right], \quad (6)$$

where $1 - \mathbb{E}_f [s^{-1}] = I(F_i, C; X)$ and

$$\mathbb{E}_f [t^{-1}] = 2\mathbb{E}_f \left[\left(\frac{f(X)}{f(X|C)} + 1 \right)^{-1} \right]. \quad (7)$$

Combine (6) and (7). This implies our claim inequality (3) in Lemma 3.2.

Lemma 3.3: As in Lemma 3.2 with the current feature subset $S_{t_{i-1}}^*$ at time t_{i-1} and a new feature F_i at time t_i , if $\exists X \in S_{t_{i-1}}^*$ such that

$$f(F_i|x)f(c|x) \geq f(F_i)f(c), \quad (8)$$

then $\exists \tilde{\delta} \geq 0$ such that

$$I(F_i, C; X) \geq I(F_i; C|X) + \tilde{\delta}. \quad (9)$$

Proof of Lemma 3.3: From assumption (7), we can get that $\exists \tilde{\delta} \geq 0$ such that for all $\epsilon \geq 0$

$$\left(\frac{1}{f(F_i|x)f(c|x)} + \epsilon \right)^{-1} - \left(\frac{1}{f(F_i)f(c)} + \epsilon \right)^{-1} \geq \tilde{\delta}. \quad (10)$$

Now set $\epsilon = (f(F_i, c|x))^{-1}$, then $\exists \tilde{\delta} \geq 0$ such that

$$\mathbb{E}_f \left[\left(\frac{f(F_i, C|X)}{f(F_i|X)f(C|X)} + 1 \right)^{-1} - \left(\frac{f(F_i, C|X)}{f(F_i)f(C)} + 1 \right)^{-1} \right] \geq \tilde{\delta}. \quad (11)$$

On the other hand we discard F_i if $f(c|F_i) = f(c)$ and $f(c|x, F_i) = f(c|x)$ for $x \in S_{t_{i-1}}^*$. This implies $f(F_i, c) = f(F_i)f(c)$, therefore the LHS in (11) becomes

$$\mathbb{E}_f \left[\left(\frac{f(F_i, C|X)}{f(F_i|X)f(C|X)} + 1 \right)^{-1} - \left(\frac{f(F_i, C, X)}{f(F_i, C)f(X)} + 1 \right)^{-1} \right] \quad (12)$$

The term (12) equals $I(F_i, C; X) - I(F_i; C|X)$, consequently going back to (11), $\exists \tilde{\delta} \geq 0$ such that

$$I(F_i, C; X) - I(F_i; C|X) \geq \tilde{\delta}. \quad (13)$$

This completes the proof of Lemma 3.3.

Now, by combining (4) and (9) we derive our claim in Theorem 3.1 i.e. $I(F_i; X|C) \geq \delta$. \square

From Theorem 3.1, we infer that if there exists $X \in S_{t_{i-1}}^*$ such that $I(F_i; X|C) \leq \delta$ then there is sufficient useful information stored in feature F_i that is important for predicting class variable C . Moreover, there isn't too much overlap between F_i and X . We evaluate this by searching all features $X \in S_{t_{i-1}}^*$ and if $I(F_i; X|C) \geq \delta$ then given X , F_i is independent from C and we can discard F_i . This is our approach in Algorithm 1.

From the above discussion, one can intuitively infer the following conjecture.

Conjecture: Given the current feature subset $S_{t_{i-1}}^*$ at time t_{i-1} and a new feature F_i at time t_i , if $\exists X, Z \in S_{t_{i-1}}^*$, $X \neq Z$ such that $I(F_i; C|Z) = 0$ and $I(F_i; C|X, Z) = 0$ then we have $I(F_i; Z|C) \geq I(X; Z|C)$. Further discussion on this is provided in supplementary material.

C. Fair Comparison against Baseline

To ensure fair performance comparisons across baselines and datasets we choose to constrain our algorithm to always use δ values that correspond to smaller feature subsets than the baseline against which GOA is being compared, i.e., the GOA results are to be comparatively assessed w.r.t. a baseline. More specifically, we perform a grid search of δ and select the case which corresponds to the highest accuracy when the selected number of features is lower than or equal to the number of features selected by the baseline being compared against. In case GOA does not select a lesser number of features than the baseline, we select the hyper-parameter which corresponds to the closest number of features greater than the baseline, regardless of the performance.

IV. EXPERIMENTS

Feature selection, given streaming samples and features, is a relatively new problem domain with minimal previous work. In an effort to provide more comparable baselines and explore the strengths of our proposed GOA algorithm we divide experiments into three subsections: 1) Traditional OSFS where the total number of samples remain fixed and features are streaming, 2) OSFS-SS on common machine learning datasets where both samples and features are streaming simultaneously, and 3) OSFS-SS applied to a variety of CNN-based network features. Since OSFS is a standard problem domain, all the baselines listed below are applicable to this setting while only the extended SAOLA algorithm (X-S), our proposition, is applicable to the OSFS-SS setting. All reported accuracies are computed across 5 trials which randomly permute the data matrix, when a fixed train/test set doesn't exist.

Baselines: We compare the proposed GOA algorithm to three state-of-the-art baselines: Alpha-investing [1], Fast-OSFS [3], and SAOLA [4]. Each of these methods provide their selected feature subsets which are then used by two multi-class classification methods, KNN, and linear SVM, to predict the testing accuracy.

TABLE I: List of real-world datasets used in our experiments and a summary of their characteristics. F-MNIST is Fashion MNIST.

Dataset	# Features	# Train	# Test	#Labels
GESTURE	19	3000	5828	5
WDBC	32	398	171	2
F-MNIST	50	60000	10000	10
MNIST	50	60000	10000	10
CIFAR10	310	50000	10000	10
Madelon	500	2000	600	2
MFEAT	649	1400	600	10

Simulation Datasets: For our first experiment on OSFS, we setup simulation case studies as multi-class classification problems using samples from multivariate gaussian distributions. Class means are randomly selected from a hyper-sphere of radius 2 units. Multivariate Gaussian distributions with the same randomly generated covariance matrix, Σ , are centered over each class mean. We perform three studies to measure the impact of, 1) sample size per class, 2) dimensionality, and 3) number of classes on the performance of streaming feature selection baselines.

Real-world Datasets: To illustrate the potency of our proposed approach we perform a pairwise comparison against baselines over real-world datasets. Apart from the standard datasets used in literature, we use CNN-based features for the image dataset CIFAR-10. We note that the deep learning features for CIFAR-10 were extracted from the second last layer across AlexNet [17], VGG16 [18], ResNet18 and ResNet34 [19], all of which were initialized with ImageNet pre-trained weights. Table I lists all the real-world datasets, GESTURE [20], WDBC [21], Fashion MNIST [22], MNIST [23], CIFAR-10 [24], Madelon [25], and MFEAT [26] and their key characteristics. We note that CNN-based features were further reduced using PCA to 310 principal components so as to enable streaming across features and samples.

A. OSFS - Fixed Sample

Simulation Results: In the first case, we work with a 10-class classification problem where samples are of dimension $d = 10$ and we vary the total number of samples per class from 100 to 1000. In Fig. 2a, we observe that GOA consistently outperforms SAOLA and as the sample size increases, GOA's average accuracy improves across both SVM and KNN classifiers. This is because the \hat{G}_ρ estimation algorithm becomes more accurate with increasing sample size. However, when varying the dimensionality of features, we observe a slight dip in GOA's accuracy (Fig. 2b) since \hat{G}_ρ estimation becomes less accurate for larger dimensions. Finally, Fig. 2c shows that GOA is comparable if not slightly better than SAOLA for a variety of class sizes including $m = \{3, 9, \dots, 20\}$, across both classifiers.

Real-world Data Results: To ground GOA's performance against available OSFS baselines we compare their performance on real-world datasets. Table II summarizes the prediction accuracy of GOA against each of the baselines, Alpha-

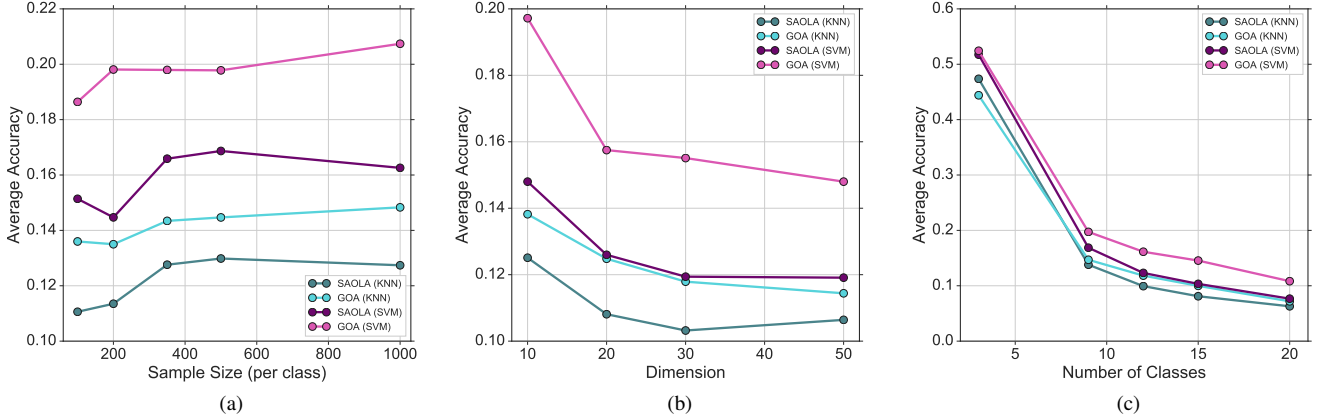


Fig. 2: Illustration of results from studies measuring the impact of (a) samples per class $[10^2, 10^3]$, (b) dimensionality of features $[10, 50]$, and (c) number of classes $[3 - 20]$. Average prediction accuracy for GOA and SAOLA using both KNN and linear SVM classifiers are shown. GOA clearly outperforms SAOLA across each case study. More importantly, the influence of \hat{G}_ρ is apparent in the results of GOA, illustrated by a slight dip in performance when dimensionality of the feature vector or the number of classes is increased.

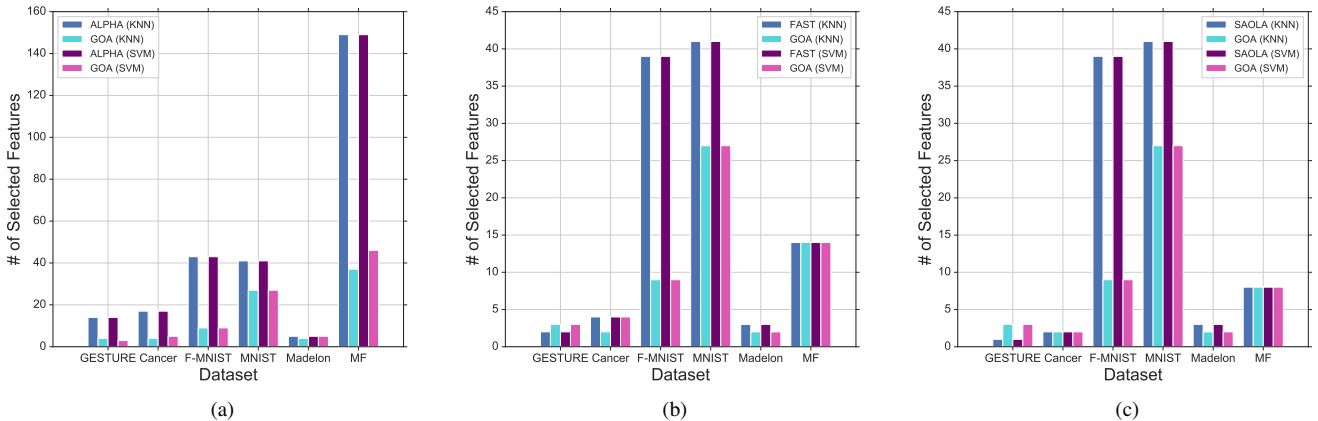


Fig. 3: Our Geometric Online Adaptation method consistently outperforms Online Streaming Feature Selection baseline Alpha-Investing [1], Fast-OSFS [3] and SAOLA [4], while using less than or equal to the number of features across each baseline. This figure is explained in greater detail in our experimental section.

investing, Fast-OSFS, and SAOLA, individually, respectively. We validate that GOA outperforms all the baselines in terms of prediction accuracy across both classifiers on most datasets while using an equivalent or less number features than the compared baseline.

Fig. 3 and Table II shows the number of selected features across all four algorithms. Alpha-investing selects, relatively, the most features but is still not able to compete with GOA. This is because Alpha-Investing never evaluates the redundancy of selected features and continues to accumulate features that could lead to many confounding factors. The advantage of using GOA is that it selects a very small number of features, oftentimes as low as 1, via the elimination of redundant features, while showcasing higher predictive perfor-

mance. This means that GOA identifies the most informative features for each class variable and therefore is more accurate on the testing set. An interesting observation is that for the SVM classifier, on some datasets, GOA performs slightly worse than the baselines. However, the difference in terms of accuracy is not large when compared to the difference in the number of features selected (for instance in GESTURE it is 14 vs 3 for Alpha-Investing).

B. OSFS - Streaming Sample

GOA’s full potential is harnessed when applied to real-world problems that involve streaming both samples and features.

Real-world Data Results: Table III clearly highlights the improvement in performance achieved when using GOA as

TABLE II: Relative average performance accuracy between GOA, Alpha-Investing, Fast-OSFS, and SAOLA on real-world datasets. GOA outperforms all baseline across most datasets and classifiers. Larger values are better for performance while a corresponding small value is better for the number of features.

Dataset	Accuracy		Feats		Accuracy		Feats		Accuracy		Feats	
	SAOLA	GOA	SAOLA	GOA	F-OSFS	GOA	F-OSFS	GOA	AI	GOA	AI	GOA
KNN												
GESTURE	0.441	0.846	1	3	0.628	0.846	2	3	0.782	0.846	14	3
WDBC	0.751	0.916	2	2	0.900	0.923	4	2	0.938	0.930	17	4
FMNIST	0.527	0.775	39	9	0.527	0.775	39	9	0.539	0.775	43	9
MNIST	0.559	0.387	41	27	0.559	0.387	41	27	0.553	0.387	41	27
Madelon	0.575	0.583	3	2	0.571	0.583	3	2	0.702	0.637	5	4
MFEAT	0.350	0.839	8	8	0.406	0.919	14	14	0.924	0.970	149	37
SVM												
GESTURE	0.399	0.359	1	3	0.458	0.359	2	3	0.514	0.359	14	3
WDBC	0.812	0.915	2	2	0.876	0.940	4	4	0.944	0.954	17	5
FMNIST	0.393	0.731	39	9	0.393	0.731	39	9	0.405	0.731	43	9
MNIST	0.543	0.326	41	27	0.543	0.326	41	27	0.543	0.326	41	27
Madelon	0.608	0.600	3	2	0.615	0.600	3	2	0.607	0.603	5	5
MFEAT	0.598	0.798	8	8	0.797	0.899	14	14	0.834	0.966	149	46

TABLE III: In average relative performance accuracy and number of features GOA outperforms extended SAOLA (X-S) on most real-world datasets for OSFS-SS. Larger values are better for performance while a corresponding small value is better for the number of features

Dataset	Scenario BI				Scenario BII				Scenario BIII			
	Accuracy		Feats.		Accuracy		Feats.		Accuracy		Feats.	
	X-S	GOA	X-S	GOA	X-S	GOA	X-S	GOA	X-S	GOA	X-S	GOA
KNN												
WDBC	0.877	0.881	3	2	0.904	0.917	3	3	N.A.	N.A.	-	-
MNIST	0.535	0.586	15	5	0.590	0.567	14	5	0.505	0.549	11	5
FMNIST	0.587	0.671	9	5	0.565	0.651	9	6	0.546	0.666	8	5
GESTURE	0.431	0.639	1	2	0.490	0.644	1	3	0.410	0.635	1	3
SVM												
WDBC	0.568	0.899	3	2	0.761	0.926	3	3	N.A.	N.A.	-	-
MNIST	0.545	0.580	15	5	0.588	0.606	14	7	0.502	0.574	8	5
FMNIST	0.508	0.617	9	5	0.512	0.586	9	6	0.495	0.656	9	5
GESTURE	0.414	0.378	1	2	0.424	0.370	1	3	0.355	0.359	1	3

compared to the extended SAOLA algorithm on real-world datasets. Interestingly, basic intuition would suggest that as we stream smaller blocks of data, the performance of the algorithm should suffer since the estimator would become less accurate. However, the features provided for the real-world datasets suggest that they are sufficient for the estimator to predict the underlying distribution well.

Note: Due to sample size and feature cardinality restrictions on the limited set of features in WDBC dataset, we only consider Scenarios BI & BII while Scenario BIII is not applied.

C. Visualization

In this section we visualize the PCA components selected by GOA (Fig. 4) and extended SAOLA (Fig. 5) in Scenario BII from the Fashion MNIST dataset. There are common four principal components between the feature subsets selected by each algorithm, 1, 2, 5 and 23. Interestingly, GOA’s performance surpasses extended SAOLA even though the number of highly weighted principal components, as well as the number of selected principal components, is larger in extended SAOLA.

This interesting outcome further supplements our claim that the features selected by GOA, under the comparison criterion used in the experiments, are more informative to the class label than those selected by SAOLA.




Fig. 4: Illustration of the 6 principal components selected by GOA (Alg. 1) from Fashion MNIST data in Scenario BII. The numbers underneath the figure represent the principal components, in order.

V. DEEP FEATURES APPLICATION

As an extension of the various streaming feature selection scenarios presented in this work, we apply GOA to features obtained by processing CIFAR-10 through a variety of deep

TABLE IV: In relative average performance accuracy GOA outperforms extended SAOLA on all deep feature datasets for OSFS-SS. In scenarios BII and BIII, GOA defaults to selecting a larger number of features due to uncertainty in the underlying distribution. Parallel to this observation, the number of features selected in BIII is lower than BII.

Dataset	Scenario BI				Scenario BII				Scenario BIII			
	Accuracy		Feats.		Accuracy		Feats.		Accuracy		Feats.	
	X-S	GOA	X-S	GOA	X-S	GOA	X-S	GOA	X-S	GOA	X-S	GOA
KNN												
CIFAR-10 - AlexNet	0.123	0.203	7	6	0.132	0.263	4	49	0.109	0.255	6	20
CIFAR-10 - VGG16	0.199	0.280	8	7	0.154	0.332	2	44	0.173	0.293	3	20
CIFAR-10 - ResNet18	0.161	0.277	9	5	0.136	0.216	7	18	0.100	0.324	6	21
CIFAR-10 - ResNet34	0.125	0.320	7	5	0.143	0.287	3	25	0.117	0.284	6	18
SVM												
CIFAR-10 - AlexNet	0.139	0.290	8	7	0.134	0.226	4	46	0.108	0.316	5	19
CIFAR-10 - VGG16	0.183	0.359	7	7	0.228	0.368	3	49	0.215	0.328	6	20
CIFAR-10 - ResNet18	0.153	0.338	6	6	0.159	0.278	4	33	0.121	0.210	4	16
CIFAR-10 - ResNet34	0.177	0.323	8	6	0.207	0.447	5	18	0.100	0.312	4	19




Fig. 5: Illustration of the 10 principal components selected by extended SAOLA from Fashion MNIST data in Scenario BII. The numbers underneath the figure represent the principal component order. Extended SAOLA selects a larger number of components, both in total and ratio of highly valued principal components, and still performs worse than GOA.

neural networks. They include commonly used deep networks such as AlexNet, VGG16, ResNet18 and ResNet34. We note that we only apply simple preprocessing steps such as resizing and mean subtraction on the inputs to each network while the features themselves are PCA scaled versions of the outcomes from the second last layer of each network.

Deep Feature Results: From Table IV, we clearly observe that GOA outperforms the extended SAOLA algorithm on deep features, in addition to the real-world datasets. Results from scenario BI mirror those from both the simulation as well as real-world datasets with regard to improved mean recognition accuracy while selecting equivalent or lesser number of features than extended SAOLA. However, in scenarios BII and BIII, we observe that GOA selects an extremely large number of features. We hypothesize that GOA defaults to such a larger number of features when compared to the poorly performing extended version of SAOLA because it is tuned to maintain a high level of performance. With large variations in the number of samples observed by GOA in scenarios BII and BIII, the MI estimator’s uncertainty on the underlying distribution of the data is large and reflected in the additional

features accumulated by GOA. In supplement our hypothesis with the observation that the relative difference in the number of features selected is lower in scenario BIII than BII, where a more fixed albeit small number of samples are observed.

VI. CONCLUSION

In this paper, we challenge standard OSFS settings by introducing an online streaming feature selection setup where both features and samples are streamed simultaneously. We consider this a natural extension to OSFS and closer approximation to real-world problems. Further, we propose GOA as a method applicable in both settings and show that it consistently outperforms relevant baselines while maintaining equivalent or smaller subsets of features across a variety of datasets. Finally, when characterizing the behaviour of OSFS-SS algorithms on CNN-based features, we identify that accounting for evolving data distributions and the drift in feature importance cause by such distributions is critical to developing better methods for OSFS-SS in the future. Apart from this, we plan to extend our method to real-time settings on high-dimensional datasets.

REFERENCES

- [1] J. Zhou, D. Foster, R. Stine, and L. Ungar, “Streaming feature selection using alpha-investing,” in *In Proceedings of the eleventh ACM SIGKDD International Conference on Knowledge Discovery in Data Mining*, 2005, pp. 384–393.
- [2] X. Wu, K. Yu, H. Wang, and W. Ding, “Online streaming feature selection,” in *Proceedings of the 27th international conference on machine learning (ICML-10)*. Citeseer, 2010, pp. 1159–1166.
- [3] X. Wu, K. Yu, W. Ding, H. Wang, and X. Zhu, “Online feature selection with streaming features,” *IEEE Trans. on Pattern Analysis and Machine Intelligence*, vol. 35, no. 5, 2013.
- [4] K. Yu, X. Wu, W. Ding, and J. Pei, “Toward scalable and accurate online feature selection for big data,” in *International Conference on Data Mining*, 2014, pp. 660–669.
- [5] T. M. Cover and J. A. Thomas, “Elements of information theory,” 1991.
- [6] S. Yasaei Sekeh and A. O. Hero, “Feature selection for multi-labeled variables via dependency maximization,” in *International Conference on Acoustics, Speech, and Signal Processing (ICASSP)-Submitted*, 2019.
- [7] Y. Benjamini and Y. Hochberg, “Controlling the false discovery rate: a practical and powerful approach to multiple testing,” *Journal of the Royal statistical society: series B (Methodological)*, vol. 57, no. 1, pp. 289–300, 1995.

- [8] S. Eskandari and M. M. Javidi, "Online streaming feature selection using rough sets," *International Journal of Approximate Reasoning*, vol. 69, pp. 35–57, 2016.
- [9] A. Skowron, J. Komorowski, Z. Pawlak, and L. Polkowski, "Rough sets perspective on data and knowledge," pp. 134–149, 01 2002.
- [10] N. AlNuaimi, M. M. Masud, M. A. Serhani, and N. Zaki, "Streaming feature selection algorithms for big data: A survey," *Applied Computing and Informatics*, 2019.
- [11] J. Tang, S. Alelyani, and H. Liu, "Feature selection for classification: A review," *Data classification: algorithms and applications*, p. 37, 2014.
- [12] C. Li, F. Wei, W. Dong, X. Wang, J. Yan, X. Zhu, Q. Liu, and X. Zhang, "Spatially regularized streaming sensor selection," in *Thirtieth AAAI Conference on Artificial Intelligence*, 2016.
- [13] Y. Liu, Y. Yan, L. Chen, Y. Han, and Y. Yang, "Adaptive sparse confidence-weighted learning for online feature selection," 2019.
- [14] H. Huang, S. Yoo, and S. P. Kasiviswanathan, "Unsupervised feature selection on data streams," in *Proceedings of the 24th ACM International on Conference on Information and Knowledge Management*. ACM, 2015, pp. 1031–1040.
- [15] W. Shao, L. He, C.-T. Lu, X. Wei, and S. Y. Philip, "Online unsupervised multi-view feature selection," in *2016 IEEE 16th International Conference on Data Mining (ICDM)*. IEEE, 2016, pp. 1203–1208.
- [16] S. Yasaei Sekeh and A. O. Hero, "Geometric estimation of multivariate dependency," *Entropy (Special Issue on Women in Information Theory)*, vol. 21, no. 8, p. 787, 2019.
- [17] A. Krizhevsky, I. Sutskever, and G. E. Hinton, "Imagenet classification with deep convolutional neural networks," in *Advances in neural information processing systems*, 2012, pp. 1097–1105.
- [18] K. Simonyan and A. Zisserman, "Very deep convolutional networks for large-scale image recognition," *arXiv preprint arXiv:1409.1556*, 2014.
- [19] K. He, X. Zhang, S. Ren, and J. Sun, "Deep residual learning for image recognition," in *Proceedings of the IEEE conference on computer vision and pattern recognition*, 2016, pp. 770–778.
- [20] R. C. Madoe, C. A. Lima, and S. M. Peres, "Gesture unit segmentation using support vector machines: segmenting gestures from rest positions," in *Proceedings of the 28th Annual ACM Symposium on Applied Computing*. ACM, 2013, pp. 46–52.
- [21] O. L. Mangasarian and W. H. Wolberg, "Cancer diagnosis via linear programming," University of Wisconsin-Madison Department of Computer Sciences, Tech. Rep., 1990.
- [22] H. Xiao, K. Rasul, and R. Vollgraf. (2017) Fashion-mnist: a novel image dataset for benchmarking machine learning algorithms.
- [23] Y. LeCun, L. Bottou, Y. Bengio, P. Haffner *et al.*, "Gradient-based learning applied to document recognition," *Proceedings of the IEEE*, vol. 86, no. 11, pp. 2278–2324, 1998.
- [24] A. Krizhevsky and G. Hinton, "Learning multiple layers of features from tiny images," Citeseer, Tech. Rep., 2009.
- [25] I. Guyon, S. Gunn, A. Ben-Hur, and G. Dror, "Result analysis of the nips 2003 feature selection challenge," in *Advances in Neural Information Processing Systems 17*, L. K. Saul, Y. Weiss, and L. Bottou, Eds. MIT Press, 2005, pp. 545–552. [Online]. Available: <http://papers.nips.cc/paper/2728-result-analysis-of-the-nips-2003-feature-selection-challenge.pdf>
- [26] M. van Breukelen, R. P. Duin, D. M. Tax, and J. Den Hartog, "Handwritten digit recognition by combined classifiers," *Kybernetika*, vol. 34, no. 4, pp. 381–386, 1998.
- [27] M. R. Sabuncu and P. J. Ramadge, "Gradient based optimization of an emst image registration function," in *Proceedings.(ICASSP'05). IEEE International Conference on Acoustics, Speech, and Signal Processing, 2005.*, vol. 2. IEEE, 2005, pp. ii–253.
- [28] ———, "Graph-theoretic image registration using prior examples," in *2005 13th European Signal Processing Conference*. IEEE, 2005, pp. 1–4.
- [29] M. R. Sabuncu and P. Ramadge, "Using spanning graphs for efficient image registration," *IEEE Transactions on Image Processing*, vol. 17, no. 5, pp. 788–797, 2008.

VII. FURTHER DISCUSSION ON CONJECTURE

Let us restate the conjecture here once again:

Given the current feature subset $S_{t_{i-1}}^*$ at time t_{i-1} and a new feature F_i at time t_i , if $\exists X, Z \in S_{t_{i-1}}^*$, $X \neq Z$ such that $I(F_i; C|Z) = 0$ and $I(F_i; C|X, Z) = 0$ then we have $I(F_i; Z|C) \geq I(X; Z|C)$.

We explain this conjecture for when class variable C takes only one label i.e. $C = i$ because conditional MI between two features given class variable C is a weighted MI between features where weights are class prior probabilities. Now assume that for given features X and Z , new incoming feature F_i and class variable C are independent. In addition, assume that F_i and C are independent given Z . This means that information provided by Z causes F_i to be less informative with respect to C than the information provided by feature X . Another way to state this would be, F_i is more dependent on Z than X given class i . Proving this conjecture logically is considered as a future work.

VIII. FURTHER DISCUSSION ON EXPERIMENTS

A. Speeding up the GOA algorithm

The GOA method computes pairwise feature relevances using the CGD measure [6] (\hat{G}_ρ). Pairwise measures are repeatedly recomputed and require the computation of a Euclidian Minimum Spanning tree (EMST) over two dimensional points [27], [28], [29] at every step. To speed up the algorithm, we pre-compute this measure for all feature pairs and store it in a data matrix that is repeatedly accessed during the execution of the algorithm. This pre-computation step significantly speeds up the algorithm. Usually EMSTs are not guaranteed to be unique and thereby the relevance between two features may change as a function of the instantiated tree. However, when using this pre-computation step, pairwise feature relevances are fixed. This step does not appear to affect the algorithm's final performance significantly.

B. Discussion on OSFS-Streaming Samples

The streaming setup used in both OSFS and OSFS-SS experiments are illustrated in Fig. 1. Scenario A (OSFS) only requires streaming features hence the temporal window takes the value of a specific feature across all the samples in the data matrix. In all three scenarios in B temporal windows take non-overlapping subsets of samples and features. An important constraint when selecting datasets for OSFS-SS is that each temporal window must contain sufficient samples to cover at least one sample per label in the dataset. Hence, for a balanced dataset the ratio of total number of samples divided by the total number of features must be greater than the total number of unique labels. Even in scenario BIII, for uneven temporal window sizes, the minimum number of samples in a window must cover at least one sample for every label in the dataset. This constraint is necessary to ensure that the class label variable, C , is fixed and every iteration in Alg. 1 remains balanced. Thus, in certain cases like KTH or WDBC

for scenario BIII, which requires multiple passes over a given feature thereby requiring a large amount of samples compared to the number of labels/features, the setting is not applicable.

C. SAOLA for Streaming Samples

Algorithm 2 The SAOLA Algorithm with Streaming Samples

Input: F_i : predictive feature; C : the class labels, $0 \leq \delta \leq 1$: a relevance threshold;
 $S_{t_{i-1}}^*$: the selected feature set at time t_{i-1} ; $S_{t_i}^*$: the selected feature set at time t_i ; n_{t_i} : the number of sample at time t_i ; \mathcal{A}_{t_i} : the observed streaming sample matrix with feature set $S_{t_{i-1}}^* \cup F_i$ at time t_i ;

- 1: **Repeat**
- 2: Get a new sample \mathcal{A}_{t_i} at time t_i , which includes a new feature F_i ;
- 3: **for** features $Y \in S_{t_{i-1}}^*$ **compute**
- 4: $\hat{I}(F_i; C)$, $\hat{I}(F_i; Y)$, $\hat{I}(Y; C)$ using \mathcal{A}_{t_i}
- 5: **if** $\hat{I}(F_i; C) \leq \delta$ **then**
- 6: Discard F_i and go to Step 19
- 7: **end**
- 8: **else**
- 9: **for** each feature $Y \in S_{t_{i-1}}^*$ **do**
- 10: **if** $\tilde{I}(Y; C) > \tilde{I}(F_i; C)$ and $\tilde{I}(F_i; Y) \geq \tilde{I}(F_i; C)$
- 11: Discard F_i and go to Step 19
- 12: **end**
- 13: **if** $\tilde{I}(Y; C) < \tilde{I}(F_i; C)$ and $\tilde{I}(F_i; Y) \geq \tilde{I}(Y; C)$
- 14: $S_{t_{i-1}}^* = S_{t_{i-1}}^* - Y$
- 15: **end**
- 16: **end**
- 17: **end**
- 18: $S_{t_i}^* = S_{t_{i-1}}^* \cup F_i$
- 19: **until** no features and sample are streaming;

Output: $S_{t_i}^*$: the selected feature set with fixed size d

The work closest in structure to our proposed GOA algorithm is SAOLA [3]. Apart from using standard mutual information, this approach was designed with the assumption that the number of samples was fixed. To ensure a fair comparison to GOA under OSFS-SS we extend SAOLA to work with streaming samples, as shown in Alg. 2. Given a stream of data \mathcal{A}_{t_i} , \hat{I} denotes a histogram estimator for standard MI.

The main distinction between the original and extended version of SAOLA is the selection of the data stream with the largest MI corresponding to the class variable, C . This method is key to filtering out the most informative stream of data among multiple streams corresponding to the same feature. Once the data block is selected, the extended SAOLA algorithm functions similarly to the original.