

# Field-angular Dependence of Pairing Interaction in URhGe: Comparison with UCoGe

Yo TOKUNAGA<sup>1</sup>, Dai AOKI<sup>2,3</sup>, Hadrien MAYAFFRE<sup>4</sup>, Steffen KRÄMER<sup>4</sup>,  
Marc-Henri JULIEN<sup>4</sup>, Claude BERTHIER<sup>4</sup>, Mladen HORVATÍĆ<sup>4</sup>, Hironori SAKAI<sup>1</sup>,  
Shinsaku KAMBE<sup>1</sup>, Taisuke HATTORI<sup>1</sup>, and Shingo ARAKI<sup>2,5</sup>

<sup>1</sup>*ASRC, Japan Atomic Energy Agency, Tokai, Ibaraki 319-1195, Japan*

<sup>2</sup>*INAC/SPSMS, CEA-Grenoble/UGA, 38054 Grenoble, France*

<sup>3</sup>*IMR, Tohoku University, Ibaraki 311-1313, Japan*

<sup>4</sup>*LNCMI-CNRS (UPR 3228), EMFL, UGA, UPS, INSA, 38042 Grenoble, France*

<sup>5</sup>*Department of Physics, Okayama University, Okayama 700-8530, Japan*

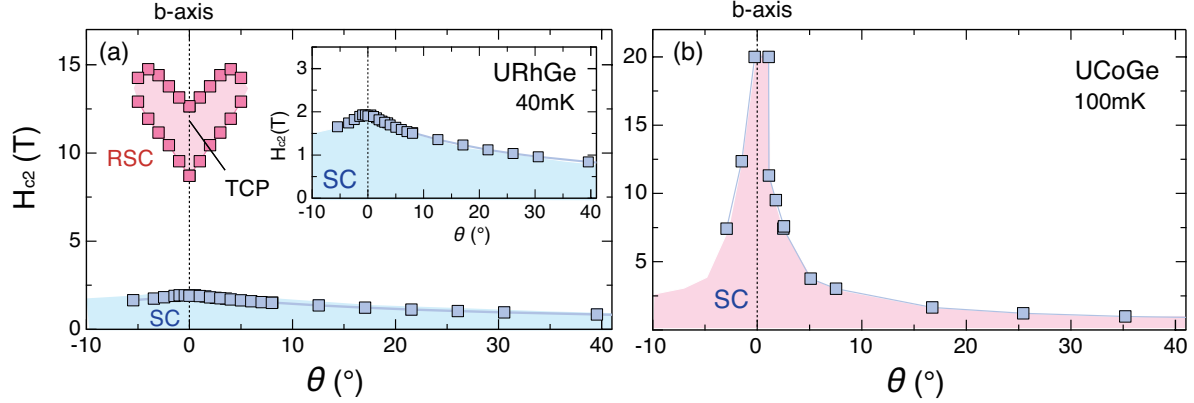
The field-angular dependence of Co-NMR spin-lattice relaxation rate  $1/T_1$  has been measured for a 10% Co-doped single crystal of URhGe. The experiment revealed that spin fluctuations in ferromagnetic (FM) state of URhGe are robust against magnetic field below about 4 T, applied along any direction in the  $bc$  crystal plane. This is in clear contrast with the sister compound UCoGe, in which FM spin fluctuations are rapidly suppressed by a tiny applied field along the  $c$  axis. We show that such a difference in the character of the spin fluctuations is reflected in their two distinct phase diagrams for the upper critical field  $H_{c2}$ , providing further support to the mechanism of superconductivity mediated by spin fluctuations in these materials.

**KEYWORDS:** Ferromagnetic superconductivity, URhGe, UCoGe

## 1. Introduction

In conventional superconductors, the attractive interaction responsible for superconducting (SC) pairs is mediated by lattice vibrations (phonons). The strength of this interaction is generally assumed to be field-independent, since the lattice vibrations are not directly coupled to the applied magnetic field ( $H_{\text{ext}}$ ). The influence of  $H_{\text{ext}}$  is usually treated as a perturbation that results in suppression or modulation of the SC order parameter. In the case of uranium-based ferromagnetic (FM) superconductors UGe<sub>2</sub>, URhGe and UCoGe, on the other hand, the pairing interaction is supposed to be mediated by FM spin fluctuations [1–5], whose excitation spectrum can be strongly modified by  $H_{\text{ext}}$ , as proved by recent NMR studies [6–10]. It is thus supposed that the pairing interaction can be affected by  $H_{\text{ext}}$ , and indeed, such a field-dependent pairing mechanism has been suggested to be responsible for the unconventional SC properties of UCoGe [6, 7, 11–14], and further, provide exotic field-induced SC in the case of URhGe [8–10, 15–18].

Among FM superconductors, URhGe and UCoGe have the same crystal structure of the orthorhombic TiNiSi type and are both itinerant weak ferromagnets with Ising anisotropy along the  $c$  crystal axis. These two compounds should thus offer similar bases for the SC mechanism. However, their upper critical field  $H_{c2}$ , one of the most fundamental SC parameters, exhibits remarkable differences [14, 19, 21]. In Fig. 1, we compare the  $\theta$  dependence of  $H_{c2}$  between UCoGe and URhGe [21]. For UCoGe [Fig. 1(b)],  $H_{c2}$  reaches a surprisingly large value, about 20 T for  $H_{\text{ext}} \parallel b$  ( $\sim 30$  T for  $H_{\text{ext}} \parallel a$ ). The value highly exceeds the Pauli



**Fig. 1.** Angle  $\theta$  dependence of the upper critical field  $H_{c2}$  determined by resistivity measurements in single crystals of (a) URhGe and (b) UCoGe [21].

limiting field,  $1.84 k_B T_{SC} / \mu_B$ , where  $T_{SC} = 0.7$  K.  $H_{c2}$  is, however, extremely sensitive to the angle of the applied field; a small rotation of the field from the  $b$  axis to the  $c$  axis rapidly suppresses the  $H_{c2}$ .

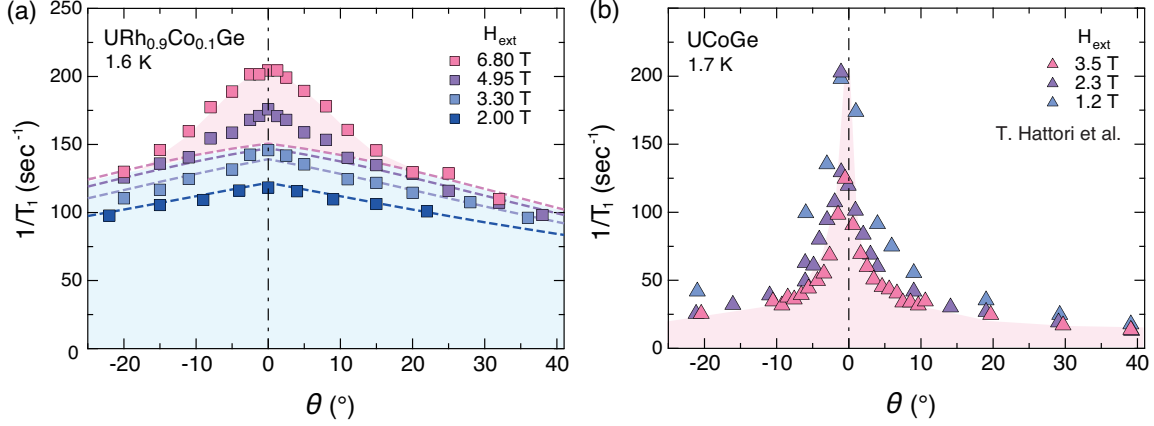
In contrast,  $H_{c2}$  in URhGe has no steep increase either around  $H_{\text{ext}} \parallel b$  or around  $H_{\text{ext}} \parallel a$ .  $H_{c2}$  exhibits only a weak  $\theta$  dependence below 2 T [the inset of Fig. 1(a)]. The anisotropy of  $H_{c2}$  is only about 2.5 between the  $b$  and  $c$ -axis directions. Such moderate anisotropy would be mostly explained by the anisotropy of the effective electron mass. Interestingly, the field-induced “reentrant” SC phase (RSC) appears around a field-induced tricritical point (TCP) located around  $H_R \approx 12$  T for  $H_{\text{ext}} \parallel b$ . At the TCP, the FM order is forced to align along the field direction ( $\parallel b$ ) [15, 16].

In this paper, we report the results of the Co-NMR spin-lattice relaxation rate  $1/T_1$  measurements performed at lower fields for a 10% Co-doped single crystal of URhGe. The experiments reveal that spin fluctuations in URhGe are robust against magnetic field applied along any direction in the  $bc$  plane. This makes a clear contrast with the case of UCoGe [6], and provides further support for the mechanism of FM superconductivity mediated by spin fluctuations in these materials.

## 2. Experimental Results and Discussion

A 10% Co-doped single crystal of URhGe ( $=\text{URh}_{0.9}\text{Co}_{0.1}\text{Ge}$ ) was prepared by the Czochralski pulling method. The substitution of Co for Rh is isostructural and only negligibly affects the magnetic properties of URhGe [8, 22, 23]. The compound is thus regarded as a suitable proxy to investigate the nature of FM fluctuations in URhGe [8, 9]. The  $1/T_1$  measurements were performed at a fixed temperature of  $T = 1.6$  K, well below  $T_{\text{Curie}} = 11.8$  K. The  $T_1$  values were determined by fitting the saturation recovery of the spin-echo intensity to the theoretical function for the central transition of the  $I = 7/2$  nuclear spins.

Figure 2(a) shows the field-angle dependence of  $1/T_1$  in  $\text{URh}_{0.9}\text{Co}_{0.1}\text{Ge}$ . Here the angle  $\theta$  is defined as the angle from the  $b$  axis in the  $bc$  crystal plane; the magnetic field components are thus  $(H_{\text{ext}}^b, H_{\text{ext}}^c) = (H_{\text{ext}} \cos \theta, H_{\text{ext}} \sin \theta)$ .  $1/T_1(\theta)$  was measured for different field values,  $H_{\text{ext}} = 2, 3.3, 4.95$  and  $6.8$  T. In Fig. 2(b), we plot  $1/T_1(\theta)$  reported by Hattori *et al.* for UCoGe [6]. In UCoGe,  $1/T_1(\theta)$  exhibits a strong field-angle dependence; a small rotation of  $H_{\text{ext}}$  from  $\theta = 0^\circ$  dramatically suppresses the  $1/T_1$ . This leads to a cusp-like sharp peak around  $\theta = 0^\circ$ , which becomes sharper with increasing  $H_{\text{ext}}$ . This behavior indicates a strong suppression of the longitudinal component of FM spin fluctuations by  $H_{\text{ext}}^c = H_{\text{ext}} \sin \theta$  [6, 7, 12, 13]. It is



**Fig. 2.** (a) The field-angular dependence of  $1/T_1$  for  $\text{URh}_{0.9}\text{Co}_{0.1}\text{Ge}$  measured with several different fields,  $H_{\text{ext}}=2, 3.3, 4.95$  and  $6.8$  T. The dashed lines of the corresponding color indicate the  $1/T_1(\theta)$  values calculated using the Eqs. (2) and (3) for fixed values of  $(1/T_1)_b = 155 \text{ s}^{-1}$  and  $(1/T_1)_c = 63 \text{ s}^{-1}$  and  $H_{\text{int}} = 1.5 \text{ T}$  (see the text). (b) The field-angular dependence of  $1/T_1$  reported for  $\text{UCoGe}$  [6].

thus naturally expected that the suppression of the pairing strength by  $H_{\text{ext}}^c$  is at the origin of the anomalous  $H_{c2}$  behavior in  $\text{UCoGe}$  [6, 12].

In contrast, we found that  $1/T_1$  in  $\text{URh}_{0.9}\text{Co}_{0.1}\text{Ge}$  shows relatively weak  $\theta$  and  $H_{\text{ext}}$  dependences at lower fields (at 2 and 3.3 T) [Fig. 2(a)]; there is no dramatic suppression of the FM spin fluctuations by  $H_{\text{ext}}^c$ . As  $H_{\text{ext}}$  is increased,  $1/T_1(\theta)$  variation increases, developing a broad peak centered at  $\theta = 0^\circ$ . However, compared with the case of  $\text{UCoGe}$ , the overall  $\theta$  dependence is still not very strong even above 4 T. In the following, we analyze the  $1/T_1$  behavior shown in Fig. 2(a), to demonstrate that, in contrast to the case of  $\text{UCoGe}$ , the field effects on the spin fluctuations are negligibly small in  $\text{URhGe}$  at lower field values.

In general,  $1/T_1$  probes hyperfine field fluctuations perpendicular to the quantization axis of the nuclear spin. In the paramagnetic state, the nuclear spin is quantized along the applied field direction, and hence the  $\theta$  dependence of the  $1/T_1$  is expressed using the values  $(1/T_1)_{b,c}$  that correspond to the fields applied along the  $b$  and  $c$  directions, respectively:

$$1/T_1(\theta) = (1/T_1)_b \cos^2 \theta + (1/T_1)_c \sin^2 \theta. \quad (1)$$

This equation was found to fully explain the  $\theta$  dependence of  $1/T_1$  in the paramagnetic state of  $\text{UCoGe}$  [6].

In the FM state, on the other hand, a typically large internal field  $H_{\text{int}}$  generally appears at nuclear positions. Then, instead of being quantized along the direction of  $\mathbf{H}_{\text{ext}}$ , the nuclear spin is quantized along the vector sum of the two fields,  $\mathbf{H}_{\text{ext}} + \mathbf{H}_{\text{int}}$  [Fig. 3(a)]. This requires the modification of Eq. (1) as

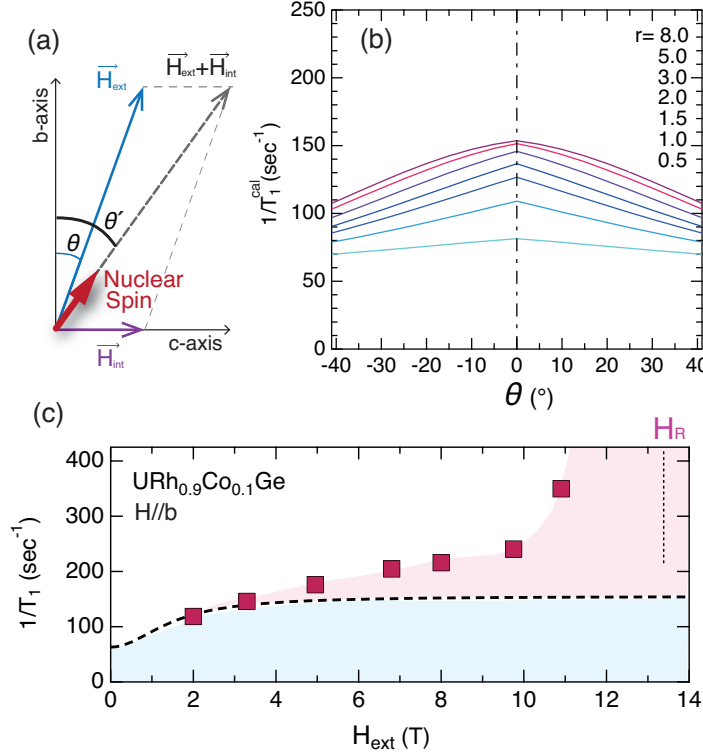
$$1/T_1(\theta) = (1/T_1)_b \cos^2 \theta' + (1/T_1)_c \sin^2 \theta', \quad (2)$$

with

$$\tan \theta' = \frac{H_{\text{ext}} \sin \theta + H_{\text{int}}}{H_{\text{ext}} \cos \theta} = \frac{\sin \theta + 1/r}{\cos \theta}. \quad (3)$$

These equations indicate that both the magnitude and  $\theta$  dependence of  $1/T_1$  depend on the ratio  $r = H_{\text{ext}}/H_{\text{int}}$ .

In the case of  $\text{UCoGe}$ ,  $H_{\text{int}}$  has been estimated from Co-NQR [24] to be  $\sim 0.1 \text{ T}$  directed parallel to the  $c$  axis. The value is more than an order of magnitude smaller than the  $H_{\text{ext}}$  used in NMR experiments (typically more than 1 T). This allowed the authors in the Ref. [6]



**Fig. 3.** (a) A schematic view of the nuclear spin quantized along the vector sum of the external and internal fields,  $\vec{H}_{\text{ext}} + \vec{H}_{\text{int}}$ . (b) The  $r$  dependence of the  $1/T_1(\theta)$  calculated using the Eqs. (2) and (3) for fixed values  $(1/T_1)_b = 155 \text{ s}^{-1}$  and  $(1/T_1)_c = 63 \text{ s}^{-1}$ . (c) The measured  $H_{\text{ext}}$  dependence of  $1/T_1$  at  $\theta = 0^{\circ}$  ( $H//b$ ). The dashed line is the calculated  $H_{\text{ext}}$  dependence using the above given  $(1/T_1)_{b,c}$  and  $H_{\text{int}} = 1.5 \text{ T}$ . The  $H_R$  represents the critical field where the TCP appears. Both  $1/T_1$  and  $1/T_2$  diverge towards  $H_R$  [8–10]

to use Eq. (1) even in the FM state. In the case of  $\text{URh}_{0.9}\text{Co}_{0.1}\text{Ge}$ , on the other hand, the  $H_{\text{int}}$  has not been determined by Co-NQR. However, the ordered moment of  $0.47\mu_B$ , estimated in the FM state, is nearly 10-15 times larger than that of  $\text{UCoGe}$ , implying the existence of a large  $H_{\text{int}} \sim 1.5 \text{ T}$  at Co nuclear positions. The value is of the same order as  $H_{\text{ext}}$ , and thus must be fully taken into account in the  $1/T_1$  analysis.

Figure 3(b) shows the  $r$  dependence of  $1/T_1(\theta)$  calculated using the Eqs. (2) and (3) with fixed values of  $1/T_1$ ,  $(1/T_1)_b = 155 \text{ s}^{-1}$  and  $(1/T_1)_c = 63 \text{ s}^{-1}$ . The same calculations are also plotted in Fig. 1(a), to be compared with the experimental data. Here, we take the  $H_{\text{int}} = 1.5 \text{ T}$ , that is, for example,  $H_{\text{ext}} = 2 \text{ T}$  corresponds to  $r = 1.3$ . As seen in Fig. 2(a), the two given values of  $(1/T_1)_b$  and  $(1/T_1)_c$  reproduce well the magnitude and  $\theta$  dependence of  $1/T_1$  obtained at the two low field values  $H_{\text{ext}} = 2 \text{ T}$  ( $r = 1.3$ ) and  $3.3 \text{ T}$  ( $r = 2.2$ ). That is,  $1/T_1$  behavior below  $\sim 4 \text{ T}$  can be explained mostly by taking into account the tilting of the quantization axis of the nuclear spins with increasing  $H_{\text{ext}}$ . Conversely, it reveals that the field effect on spin fluctuations is negligibly small at the lowest fields.

The calculation, however, does not fully reproduce  $1/T_1(\theta)$  at higher fields. To be more precise, it does not explain the development of the broad peak around  $\theta = 0^{\circ}$  in  $H_{\text{ext}} = 4.95$  and  $6.80 \text{ T}$  [Fig. 2(a)]. The deviation between experiment and calculation becomes significant with increasing  $H_{\text{ext}}$ . This can be seen more clearly in Fig. 3(c), where the calculated field dependence of  $1/T_1$  at  $\theta = 0^{\circ}$  ( $\parallel b$ ) is compared with the experimental data. While the calculated value is nearly field independent, the experimental data rapidly increase above  $H_{\text{ext}} \sim 8 \text{ T}$  [8]. As discussed in previous papers [8, 9], this rapid increase of  $1/T_1$  is connected to the enhancement of spin fluctuations when approaching the TCP around  $13 \text{ T}$ . Around the

TCP, the spin fluctuations diverge both along the  $b$  and the  $c$  axes, providing the divergence in  $1/T_2$  and  $1/T_1$ , respectively [8–10, 25, 26].

It should be remarked that the critical fluctuations in UCoGe are suggested to develop as a feature of the system close to the FM instability [6, 20, 21]. As mentioned, these critical fluctuations are in longitudinal mode ( $H\parallel c$ ) and very sensitive to the  $H_{\text{ext}}$  applied along the same direction (i.e., parallel to the easy-magnetization axis) [6, 12]. On the other hand, the present NMR results reveal that URhGe at zero field does not possess such critical fluctuations; in this system the FM instability and related critical fluctuations emerge only under strong magnetic fields, when the system approaches to the TCP [8, 9, 20, 21, 27]. Then, the higher  $T_{\text{SC}}$  in UCoGe (0.7 K) and in the high-field reentrant SC phase of URhGe (0.45 K), as compared to  $T_{\text{SC}}$  in URhGe at zero field (0.25 K), implies that these critical fluctuations are more favorable for the mechanism of the FM superconductivity.

### 3. Summary

In summary, the field-angle resolved NMR  $1/T_1$  measurements reveal that spin fluctuations in the FM state of URhGe are robust against moderate magnetic field ( $\lesssim 4$  T) applied along any direction in the  $bc$  crystal plane. This makes a clear contrast with the case of its sister compound UCoGe, in which the rapid suppression of the FM spin fluctuations by a tiny field along the  $c$  axis has been observed. We show that such a difference in the character of spin fluctuations is reflected in their two distinct phase diagrams of the upper critical field  $H_{c2}$ . This provides further support for the mechanism of superconductivity mediated by FM spin fluctuations in these materials.

### Acknowledgment

A part of this work was supported by JSPS KAKENHI Grant Number JP15KK0174, JP15H05745, JP15H05884, JP15H05882, JP15K21732, JP16KK0106, JP16H04006, 19K03726, JP19H00646, ICC-IMR, and the REIMEI Research Program of JAEA.

### References

- [1] S. S. Saxena, P. Agarwal, K. Ahilan, F. M. Grosche, R. K. W. Haselwimmer, M. J. Steiner, E. Pugh, I. R. Walker, S. R. Julian, P. Monthoux, G. G. Lonzarich, A. Huxley, I. Sheikin, D. Braithwaite, and J. Flouquet, *Nature* **406** 587-592 (2000).
- [2] D. Aoki, A. Huxley, E. Ressouche, D. Braithwaite, J. Flouquet, J.-P. Brison, E. Lhotel, and C. Paulsen, *Nature* **413**, 613-616 (2001).
- [3] N. T. Huy, A. Gasparini, D. E. de Nijs, Y. Huang, J. C. P. Klaasse, T. Gortenmulder, A. de Visser, A. Hamann, T. Görlach, and H. v. Löhneysen, *Phys. Rev. Lett.* **99**, 067006 (2007).
- [4] D. Fay and J. Appel, *Phys. Rev. B* **22** 3173 (1980).
- [5] O. T. Valls and Z. Tesanovic, *Phys. Rev. Lett.* **53**, 1497 (1984).
- [6] T. Hattori, Y. Ihara, Y. Nakai, K. Ishida, Y. Tada, S. Fujimoto, N. Kawakami, E. Osaki, K. Deguchi, N. K. Sato, and I. Satoh, *Phys. Rev. Lett.* **108**, 066403 (2012).
- [7] T. Hattori, K. Karube, K. Ishida, K. Deguchi, N. K. Sato, and T. Yamamura, *J. Phys. Soc. Jpn.* **83**, 073708 (2014).
- [8] Y. Tokunaga, D. Aoki, H. Mayaffre, S. Krämer, M.-H. Julien, C. Berthier, M. Horvatić, H. Sakai, S. Kambe, and S. Araki, *Phys. Rev. Lett.* **114**, 216401 (2015).
- [9] Y. Tokunaga, D. Aoki, H. Mayaffre, S. Krämer, M.-H. Julien, C. Berthier, M. Horvatić, H. Sakai, T. Hattori, S. Kambe, and S. Araki, *Phys. Rev. B* **93**, 201112(R) (2016).
- [10] H. Kotegawa, K. Fukumoto, T. Toyama, H. Tou, H. Harima, A. Harada, Y. Kitaoka, Y. Haga, E. Yamamoto, Y. Ōnuki, K. M. Itoh, and E. E. Haller, *J. Phys. Soc. Jpn.* **84** 054710 (2015).
- [11] V. P. Mineev, *Phys. Rev. B* **83**, 064515 (2011).

- [12] Y. Tada, S. Fujimoto, N. Kawakami, T. Hattori, Y. Ihara, K. Ishida, K. Deguchi, N. K. Sato, and I. Satoh, *Journal of Physics: Conference Series* **449** 012029 (2013).
- [13] Y. Tada, S. Takayoshi, and S. Fujimoto, *Phys. Rev. B* **93** 0174512 (2016).
- [14] B. Wu, G. Bastien, M. Taupin, C. Paulsen, L. Howald, D. Aoki and J-P. Brison, *Nature Communications* **8**, 14480 (2017).
- [15] F. Lévy, I. Sheikin, B. Grenier, and A. Huxley, *Science* **309**, 1343-1346 (2005).
- [16] F. Lévy, I. Sheikin, and A. Huxley, *Nature Phys.* **3**, 460-463 (2007).
- [17] K. Hattori, and H. Tsunetsugu, *Phys. Rev. B* **87**, 064501 (2013).
- [18] V. P. Mineev, *Phys. Rev. B* **91** 014506 (2015).
- [19] D. Aoki, T. D. Matsuda, V. Taufour, E. Hassinger, G. Knebel, and J. Flouquet, *J. Phys. Soc. Jpn.* **78**, 113709 (2009).
- [20] D. Aoki and J. Flouquet, *J. Phys. Soc. Jpn.* **83**, 061011 (2014).
- [21] D. Aoki, K. Ishida and J. Flouquet, *J. Phys. Soc. Jpn.* **88**, 022001 (2019).
- [22] S. Sakarya, N. T. Huy, N. H. van Dijk, A. de Visser, M. Wagemaker, A. C. Moleman, T. J. Gortenmulder, J. C. P. Klaasse, M. Uhlarz, H. v. Löhneysen, *J. Alloys and Comp.* **457**, 51-56 (2008).
- [23] N. T. Huy, and A. de Visser, *Solid State Comm.* **149**, 703-706 (2009).
- [24] T. Ohta, T. Hattori, K. Ishida, Y. Nakai, E. Osaki, K. Deguchi, N. K. Sato, I. Satoh, *J. Phys. Soc. Jpn.* **79**, 023707 (2010).
- [25] T. Misawa, Y. Yamaji and M. Imada, *J. Phys. Soc. Jpn.* **75**, 064705 (2006).
- [26] T. Misawa, Y. Yamaji and M. Imada, *J. Phys. Soc. Jpn.* **77** 093712 (2008).
- [27] S. Nakamura, T. Sakakibara, Y. Shimizu, S. Kittaka, Y. Kono, Y. Haga, J. Pospisil, and E. Yamamoto, *Phys. Rev. B* **96**, 094411 (2017).