

---

# Faster and Accurate Classification for JPEG2000 Compressed Images in Networked Applications

---

**Lahiru D. Chamain, Zhi Ding**

Department of Electrical & Computer Engineering  
University of California  
Davis, CA 95616  
{hdchamain, zding}@ucdavis.edu

## Abstract

JPEG2000 (j2k) is a highly popular format for image and video compression. With the rapidly growing applications of cloud based image classification, most existing j2k-compatible schemes would stream compressed color images from the source before reconstruction at the processing center as inputs to deep CNNs. We propose to remove the computationally costly reconstruction step by training a deep CNN image classifier using the CDF 9/7 Discrete Wavelet Transformed (DWT) coefficients directly extracted from j2k-compressed images. We demonstrate additional computation savings by utilizing shallower CNN to achieve classification of good accuracy in the DWT domain. Furthermore, we show that traditional augmentation transforms such as flipping/shifting are ineffective in the DWT domain and present different augmentation transformations to achieve more accurate classification without any additional cost. This way, faster and more accurate classification is possible for j2k encoded images without image reconstruction. Through experiments on CIFAR-10 and Tiny ImageNet data sets, we show that the performance of the proposed solution is consistent for image transmission over limited channel bandwidth.

## 1 Introduction

Artificial intelligence (AI), IoT and 5G are among the most exciting and game-changing technologies today, fueling new generations of technical solutions to some of the world's biggest problems. Image/video recognition in a networked environment is among the top AI applications for years to come. Given its rapidly growing popularity and usage for visual applications, JPEG2000 is playing an increasingly vital role in cyber intensive and autonomous systems. In this work, we explore new and better ways to exploit and optimize JPEG2000 (j2k) encoding in critical AI tasks such as image and video recognition.

In a wide variety of application scenarios involving low complexity IoT and networked sensors, traditional AI functionalities often rely on cloud computing to handle high complexity processing tasks such as image recognition. There is clearly a trade-off among computation complexity, network payload, and performance in terms of accuracy. In cloud based AI image applications, neural networks are developed and trained in the cloud or on a server to which user images are sent over a channel. To obtain classification labels, servers input the received images to its trained neural networks. In order to conserve limited channel bandwidth and storage capacity, source devices often encode and compress the images before transmitting to the cloud by utilizing standardized compression techniques such as JPEG2000. Because most neural networks are designed to classify images in the spatial RGB domain, the cloud currently receives and decodes the compressed j2k images back into the RGB domain before forwarding them to trained neural networks for further processing, as illustrated in the top part of the Figure 1. Thus, a natural question arises is to how to achieve faster training and inference with improved accuracy in a cloud based image classification under bandwidth, storage and computation constraints.

In this work, we study the trade-off among computation complexity, accuracy and compression in a cyber-based image recognition system consisting of low complexity cameras, cloud servers, and band-limited communication links that connect them.

We claim that the conventional use of image reconstruction is unnecessary for JPEG2000 encoded classification by constructing and training a deep CNN model with the DWT coefficients transmitted in standard j2k stream. See the bottom part of the Figure 1. This result is consistent with the work of [1] for JPEG encoded images. Furthermore, we establish that more accurate classification is also possible by deploying shallower models to benefit from faster training and classification in comparison to models trained for spatial RGB image inputs.

Figure 2 describes our first set of results. To achieve these results, we introduce novel augmentation transforms in the DWT domain instead of replicating conventional spatial image transformations that lead to accuracy degradation.

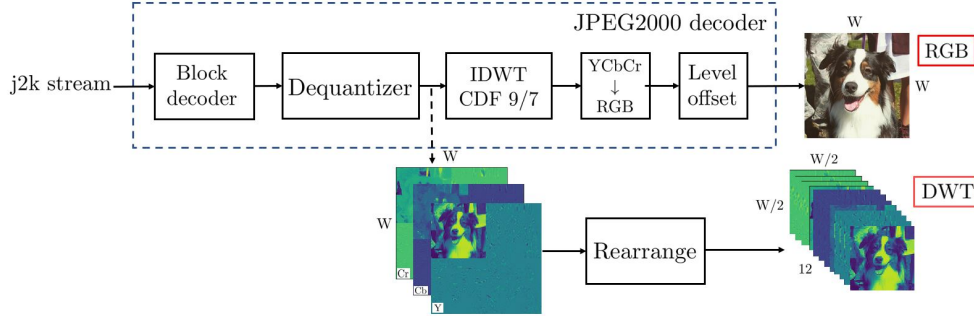


Figure 1: We adopt a standard JPEG2000 decoder. After dequantization, we harvest the CDF 9/7 coefficients by breaking into the JPEG2000 decoder. For illustration, we show a level-1 DWT compressed image. We rearrange the CDF 9/7 coefficients as inputs to the deep CNN.

We explore the consistency of the proposed solution over band limited channels by changing the compression ratio of the JPEG2000 codec and observe that the accuracy improvement of DWT domain is increasing compared to RGB domain. Finally we show that for the training of deep CNN models for band limited channels can use the pre-trained models for no compression case. This way we can cut down the training time of the models by 75% while leading to improved accuracy. This observation is consistent with using pre-trained models in RGB domain for band limited scenarios.

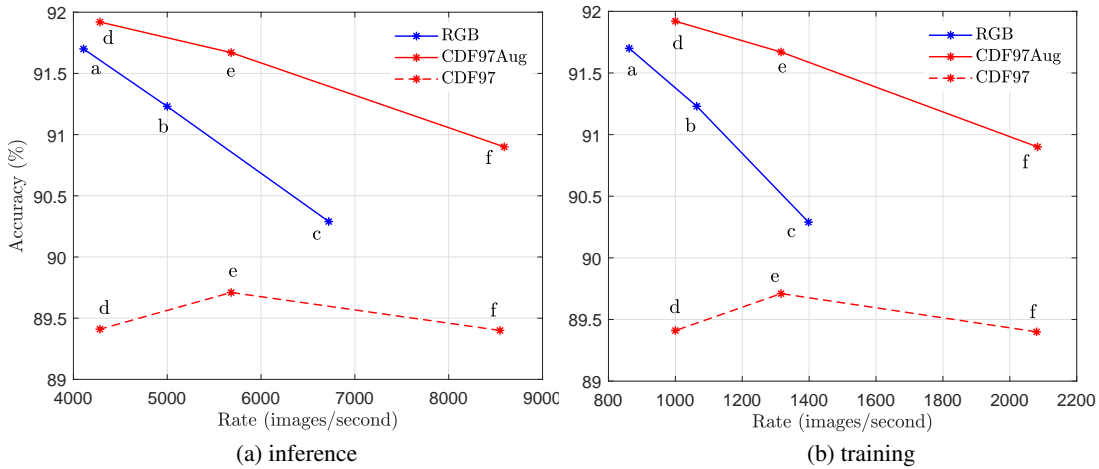


Figure 2: (a). Test accuracy vs inference speed for the CIFAR-10 data set. The blue lines represent results using reconstructed RGB images. Red curves are results using DWT coefficients extracted from JPEG2000 codec: dashed lines “CDF97” from regular augmentation and solid lines “CDF97Aug” from our proposed augmentation. (b). Test error vs training speed/epoch. Here rate is the number of images that go through the model in each epoch. The proposed model delivers fast and accurate classification for both training and inference.

## 2 Related Works

Image classification in spectral domains has been studied by the machine learning (ML) community over the past few years. The compact representation of the images in spectral domains promises faster classification [1–4]. On the other hand, image compression for faster transmission or smaller storage has long been applied to spectral transformation to separate and remove information redundancy. These compact images require less bandwidth and storage in cloud based AI systems. A recent work [5] discusses how learning can be applied to more efficiently quantize DB1 wavelet coefficients to reduce image size without compromising classification accuracy. Another recent work [6] suggests an encoder decoder framework to learn compact representation before JPEG2000 compression.

The authors of [1] applied existing JPEG codec to directly extract the Discrete Cosine transformed (DCT) coefficients for classifying imageNet [7] dataset. They claim faster classification by reducing some blocks of the ResNet stack, together with the time saved from not reconstructing RGB images before ResNet. Similar to this approach on JPEG, this paper uses the standard JPEG2000 codec to extract DWT coefficients for classification. We show not only faster but also more accurate classification results even before considering the reconstruction savings. Our results are from experiments on both CIFAR-10 [8] as well as Tiny ImageNet (a subset of ImageNet [7]) datasets.

To the best of authors’ knowledge, this is the first reported work that successfully applies DWT coefficients extracted from within the JPEG2000 decoder for image classification. The authors of [9] demonstrated a similar concept of skipping reconstruction in ResNet classifier for a less common convolution encoder/decoder instead of the widely popular JPEG2000 encoder/decoder in multimedia applications.

JPEG2000 uses CDF 9/7 wavelet as the mother wavelet in the discrete wavelet transformation (DWT). Despite the considerable volume of works on the use of DWT coefficients for image compression (e.g., [3, 5, 10–12]), there are only a handful of published works that use CDF 9/7 wavelets for classification. For example, the authors of [3, 5, 11] uses DB1, mostly known as ‘Harr’ wavelet for DWT calculation.

Recent works [1],[5] and [9] have respectively shown that reconstruction of RGB images from DCT, DB1 and a custom compressed coefficients is unnecessary for classification purposes. The authors of [5] reported a classification accuracy of 88.9% for CIFAR-10 on a modified ResNet-20 by using unquantized CDF 9/7 DWT coefficients as CNN inputs. Furthermore they concluded that DB1 coefficients can achieve better accuracy over CDF 9/7 wavelets using the same network. However, none of the previous works addressed the extension of regular augmentation techniques in transform domains such as DCT or DWT. In this work, we achieved over 91.9% accuracy for CDF 9/7 coefficients extracted from JPEG2000 codec for the same dataset by applying our proposed augmentation techniques.

In another recent work [5], the effect of the limited channel bandwidth in cloud based classification has been investigated for images in DB1 and RGB domains. In this paper, our work based on the CDF 9/7 coefficients of JPEG2000 obtains consistent results and similar conclusions.

## 3 Classification of JPEG2000 Compressed Images

### 3.1 JPEG2000 Compression Code

JPEG2000 codec offers two main compression paths, reversible and irreversible compression [13]. The reversible path uses CDF 5/3 wavelets for DWT calculation whereas the irreversible path is lossy and uses CDF 9/7 wavelets. This paper focuses on the lossy irreversible compression.

In the JPEG2000 encoder, an RGB image with integer pixel values from 0 to 255 is first given a level offset of 128 to shift the intensity distribution center to 0. The offset image is then converted to YCbCr color space by applying a linear mapping to facilitate compression. From the YCbCr color space, CDF 9/7 wavelet coefficients are generated from a DWT transformation. The resulting DWT coefficients are then quantized with a deadzone quantizer as explained in [5] before sending to the block encoder. In the block encoder, the DWT coefficients are encoded using arithmetic code and efficiently arranged with EBCOT algorithm [14] to produce the eventual j2k stream.

The decoder, as shown in Figure 1, extracts the CDF 9/7 coefficients using the dequantizing block which multiplies the received DWT coefficients with the same step size used by the encoder during quantization. In our experiments, we modified the open source ‘C’ codes of the OpenJPEG project<sup>1</sup> to extract DWT coefficients and to generate RGB images.

### 3.2 ResNet Inputs

The bottom part of the Figure 1 shows the process of adapting DWT coefficients extracted directly from the decoder to ResNet [15]. Similar to [5] three level-1 DWT channels corresponding to Y, Cb, and Cr are stacked in to a tensor of 12 sub bands each with the dimension of half of the RGB image.

### 3.3 Image Augmentation

Image augmentation is an essential step in deep CNN models to combat over fitting. By training with augmented images one can generalize the CNN model to classify unseen images during training. In each mini batch, augmentation can provide random transformations such as horizontal flipping, rotation, vertical and horizontal shifting. These transformations are meaningful in the spatial domain like RGB or YCbCr. However, inputs in DWT or other transform domains, these conventional transformations do not have physical meaning and have proven ineffective. Figure 3 shows a clear distortion in (c) as a result of incorrectly flipped high frequency sub-bands.



Figure 3: (a) Original image. ‘Brownie’ of size  $112 \times 112$ . (b) shows the horizontally flipped image in RGB domain. But at the training, mini batches are in DWT domain. (c) shows the result of using the same transformation in DWT domain and reconstructed in RGB for visualization. (d) horizontally flipped in DWT domain with proposed augmentation transform and reconstructed in RGB for visualization. (b) and (d) are exactly same proving the effectiveness of the proposed method. (c) is distorted implying the ineffectiveness of the conventional augmentation transforms.

We address this problem by proposing the following augmentation transforms. Let  $n$  be the image dimension. Define  $X_s \in \mathcal{R}^{n \times n}$  and  $X_{w_A} \in \mathcal{R}^{n \times n}$  where  $X_{w_A}$  is the DWT of  $X_s$  and  $A$  is the DWT matrix of a wavelet  $a$ . Now we can write  $X_{w_A}$  as separable column and row transformations (See [16] for more details).

$$X_{w_A} = A^T X_s A. \quad (1)$$

We define the regular spatial domain transformation  $H$  as

$$X_{s_H} = X_s H \quad (2)$$

where  $X_{s_H}$  is the augmented  $X_s$  in the spatial domain. We suggest an alternative transformation  $\hat{H}$  defined as

$$\hat{H} = A^{-1} H A \quad (3)$$

which replaces  $H$  in augmentation in DWT domain. (See Section 3.7 for the formulation of  $A$ ).

### 3.4 Computation Speed and Accuracy

We achieve faster training and inference in three ways. First, we save computation cost by not reconstructing (Reconstruction gain). Second, shallower models are sufficient for image classification in spectral domain and lead to less computations and faster training. Third, by applying specialized DWT augmentation, we improve classification accuracy. The first two methods are consistent with known results for JPEG as faster classification can be achieved with fewer ResNet blocks [1].

<sup>1</sup><http://www.openjpeg.org/>

### 3.5 Reconstruction Gain

Deep CNNs such as ResNet thrive on RGB inputs and have been shown effective with augmentation transforms like flipping, random cropping and rotations etc. In cloud based image classification, the receiver node receives j2k stream of each inference image. We demonstrate that the JPEG decoder steps after the dequantizer as shown in Figure 1 are unnecessary to achieve the same level accuracy as reconstructed RGB images. Hence the computation required for IDWT, YCbCr to RGB conversion, and the level offset can be omitted. We call this computation/time saving “reconstruction gain” which is dominated by the IDWT of CDF 9/7 wavelets in JPEG2000. The reconstruction gain amounts to over 80% decoding time of the OpenJPEG CPU implementation. See Table 1.

### 3.6 Shallow Models

Deep CNN models with fewer number of residual blocks ( $B(nf_s)$ ) are sufficient to achieve a given classification accuracy in DWT domain with CDF 9/7 wavelets in comparison to classification in the RGB domain. This can be seen by experimenting with 6 ResNet models parameterized as shown in Table 2. On the other hand, the width of the RGB inputs is 2 times larger than the CDF 9/7 inputs (for level 1 DWT), but DWT requires more convolution filters for each layer to compensate the larger input depth (12 channels) in CDF 9/7 compared to the 3 RGB channels.

### 3.7 Efficient Augmentation

The basis for the proposed augmentation transforms on DWT domain in Section 3.3 is the ability to represent DWT operation as an invertible linear operation as shown in Eq. (1). We formulated the matrix  $A \in \mathcal{R}^{n \times n}$  for CDF 9/7 wavelets as follows.

The lifting implementation of the 1-Dimensional DWT of CDF 9/7 wavelet consists of two predictions ( $P_1, P_2$ ), each followed by an update function ( $U_1$  and  $U_2$ ). Then the resulting matrix is de-interleaved ( $S$ ) to form high and low frequency components. In OpenJPEG, this implementations consists of five “for” loops for each operation.

We observed that this DWT matrix operation can be implemented as a matrix multiplication of three sub-functions: predictions, updates and de-interleaving. It can be denoted as

$$A = P_1 U_1 P_2 U_2 S. \quad (4)$$

Matrix  $A$  and its inverse calculated this way<sup>2</sup> can be stored at the start of CNN training.

With this implementation we could reduce the DWT conversion time of 10,000 images of size  $32 \times 32 \times 3$  from 4 minutes to a mere 0.5 of a second on an INTEL 7<sup>th</sup> GEN CORE i7-7700HQ CPU.

### 3.8 Bandwidth Constrained Cloud Image Classification

In cloud based image classification, the available bandwidth can critically affect the classification accuracy. The authors of [5] discussed this effect in more details. In JPEG2000 encoding, the precision of DWT coefficients correspond to quality as higher quality layers offer more precision during encoding. When a compression parameter ‘ $r$ ’ is used by the encoder, it changes the number of higher quality level bits proportionally. This is equivalent to using larger step sizes in the dead zone quantizer.

We can test how robustly deep CNN image classifiers would respond to JPEG2000 encoded images over channels with different bandwidths. We can easily observe such results by training a deep CNN model on the decoded DWT coefficients of images encoded at different compression ratio  $r$ . To confirm that image reconstruction in deep CNN image classification of j2k is unnecessary, the testing accuracy of the DWT domain inputs should respond similarly to RGB image classifiers against a given bandwidth.

---

<sup>2</sup>python code for this transformations is available at  
<https://drive.google.com/open?id=16ZLKu107TSrnWuFi7Fw80MTT3Ck4008l>

## 4 Experiments and Results

### 4.1 Pre-Training and Fine-Tuning

In training a cloud based ML application for different available bandwidths, one intuitive way is to train a base model for maximum allowable bandwidth or using unquantized inputs. We then fine-tune the model by using the base model as the pre-trained model. This approach can reduce time needed in training different models for different levels of available bandwidths, as pre-training and fine-tuning can ease the convergence of the model to a higher accuracy level.

### 4.2 Results

In the initial experiments, we used CIFAR-10 dataset which consists of 50,000 training images and 10000 testing images of size  $32 \times 32$  belonging to 10 classes. We then repeated the experiments on Tiny ImageNet, as a subset of ImageNet dataset [7]. Tiny ImageNet consists of RGB images of size  $64 \times 64$  belonging to 200 classes, each class with 1300 training images and 50 validation images. For both CIFAR-10 and Tiny ImageNet, we used ‘Adam’ as the optimizer.

To compare the classification accuracy in RGB and DWT domains, we start by encoding original (source) images in the training set using JPEG2000 encoder at compression ratio  $r$  to generate j2k streams for each image. We then decode the j2k streams into RGB images for RGB domain inputs and harvest their DWT values inside the codec for DWT domain) inputs as explained in Fig. 1.

Table 1 summarizes the reconstruction gains for processing different size images in DWT domain. We can see that the time saved by skipping RGB image reconstructing for inference accounts for over 80% of the total decoding time. The decoding time is based on an INTEL 7<sup>th</sup> GEN CORE i7-7700HQ CPU. This gain improves with growing image size to allow better inference speed compared to the RGB domain.

Table 1: Reconstruction gain at different image sizes.

Image size	decoding time (ms)	recon. gain (ms)	recon. gain (%)
$32 \times 32$	25	20	80.0
$64 \times 64$	31	25	80.6
$224 \times 224$	109	91	83.5

Figure 2 compares the classification accuracy and the speed of inference and training for uncompressed images (i.e.,  $r = 0$ ) of CIFAR-10 dataset. Each point in Fig 2 represents the test accuracy and the speed of a particular model. To generate the results for a method, we changed the number of ResNet blocks to obtain better accuracy at the cost of training and inference time. To calculate inference and training speed, we **did not include** the reconstruction gain as explained in Section 3.5. Inclusion of this extra gain would shift the DWT curves more favorably to the right. We gained approximately 2% improvement in classification accuracy by applying our proposed augmentation techniques to the CIFAR-10 dataset.

Table 2 and Fig. 4 describe the ResNet model settings corresponding to the result points  $a, b, c, d, e$  and  $f$  in Fig. 1 and Fig. 2 for the CIFAR-10 dataset. Note that the numbers of convolution layers of the models used for DWT are lower than those used for RGB. Although DWT models used more kernels requiring more parameters, the RGB input width is 2 times larger and evens out the time spent by DWT models on more kernels. We used an initial learning rate of 0.001 which is reduced progressively by 1/10 at 80, 120 and 160 over 200 epochs.

For ImageNet experiments, we used a ResNet with 32 convolution layers with bottleneck architecture described in [15] for both RGB and DWT domains. This resulted in 3% accuracy gain over regular ResNet architecture for the DWT domain and 0.3% improvement for the RGB domain. The initial learning rate is 0.001 which is reduced by 1/10 at 30, 60 and 90 over 95 epochs, respectively.

We summarize the best classification models obtained for CIFAR-10 and Tiny ImageNet datasets in Table 3 and Table 4, respectively. We repeated each experiment 3 times to compute the average and standard deviation of accuracy rates. Both data sets validate our claim of faster training and inference for JPEG2000 compressed images even without considering the reconstruction gain which is considerably large and grows with image size. Similarly, both datasets demonstrate the effectiveness

Table 2: Parameters for the ResNet models for RGB and CDF 9/7 inputs of CIFAR-10.

Parameter/Domain	RGB			CDF 9/7		
Model	a	b	c	d	e	f
$w$	32	32	32	16	16	16
$n_c$	3	3	3	12	12	12
$n_b$	4	3	2	3	2	1
$nf_0$	16	16	16	64	64	64
$nf_1$	16	16	16	64	64	64
$nf_2$	32	32	32	96	96	96
$nf_3$	64	64	64	144	144	144
$k$	8	8	8	4	4	4
no of CONV layers	27	21	15	21	15	9
no of parameters (M)	0.37	0.27	0.18	1.79	1.17	0.55

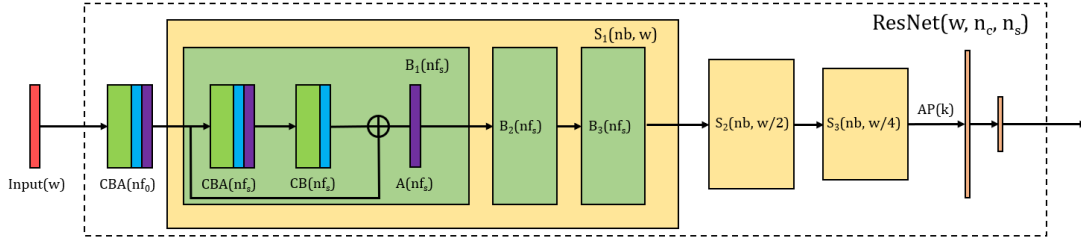


Figure 4:  $\text{ResNet}(w, n_c, n_s)$  represents a ResNet with  $n_s = 3$  stacks, each stack  $S(n_b, w)$  consists of  $n_b$  identical blocks for input image size  $w$  and  $n_c$  channels. Each block  $B(nf_s)$  consists of 2 convolution layers with  $nf_s$  filters for the residual path and an identity connection followed by an activation function. After  $S_3$ , the output is average-pooled (AP) with kernel size  $k$  and a dense layer is formed.  $S_2$  and  $S_3$  give additional convolution layer in the identity connection of the first block to match the down sampled input.

Table 3: Results of CIFAR-10 based on models ‘a’ and ‘d’.

parameter	RGB	CDF 9/7Aug (ours)	CDF 9/7
Test Acc. (%)	91.70( $\pm 0.07$ )	<b>91.92</b> ( $\pm 0.11$ )	89.41( $\pm 0.07$ )
No of CONV layers	27	21	21
Training rate/epoch (images/s)	862	<b>1000</b>	1000
Inference rate (images/s)	4108	<b>4283</b>	4259

of our proposed augmentation techniques for DWT domain images. CIFAR-10 shows over 2.5% and Tiny ImageNet achieves over 1% and 1.5% of top-5 and top-1 accuracy improvement, respectively.

Table 4: Results of Tiny ImageNet.

parameter	RGB	CDF 9/7Aug (ours)	CDF 9/7
Top 5 test Acc. (%)	89.06( $\pm 0.03$ )	<b>89.08</b> ( $\pm 0.02$ )	87.92( $\pm 0.07$ )
Top 1 test Acc. (%)	67.35( $\pm 0.11$ )	<b>67.56</b> ( $\pm 0.09$ )	65.78( $\pm 0.36$ )
No of CONV layers	40	31	31
Training rate/epoch (images/s)	670	<b>694</b>	694
Inference rate (images/s)	1865	<b>1881</b>	1881

Consider the accuracy of the proposed work in RGB domain. Both CIFAR-10 and Tiny ImageNet results show top-1 accuracy improvement of 0.2% on average. Overall, both experiments suggest that RGB image reconstruction from j2k stream is not necessary for CNN classification. Including the reconstruction gain, DWT domain models can perform more than  $\times 2$  times faster over RGB domain. Although faster decoders implemented on GPUs may reduce the gain, but as shown in Table 1, this gain grows with image size.

### 4.3 Experiments over Bandwidth Constrained Channels

Figure 5 shows how the classification accuracy behaves under bandlimited channels. Results in Fig. 5(a) confirm faster and accurate classification for DWT domain models for channels with limited bandwidth. Results given by Fig. 5(b) show the change of accuracy for a particular model for different bandwidth constraints. These results for JPEG2000 encoder that uses CDF 9/7 DWT coefficients are consistent with the tests results from DB1 wavelets given in [5].

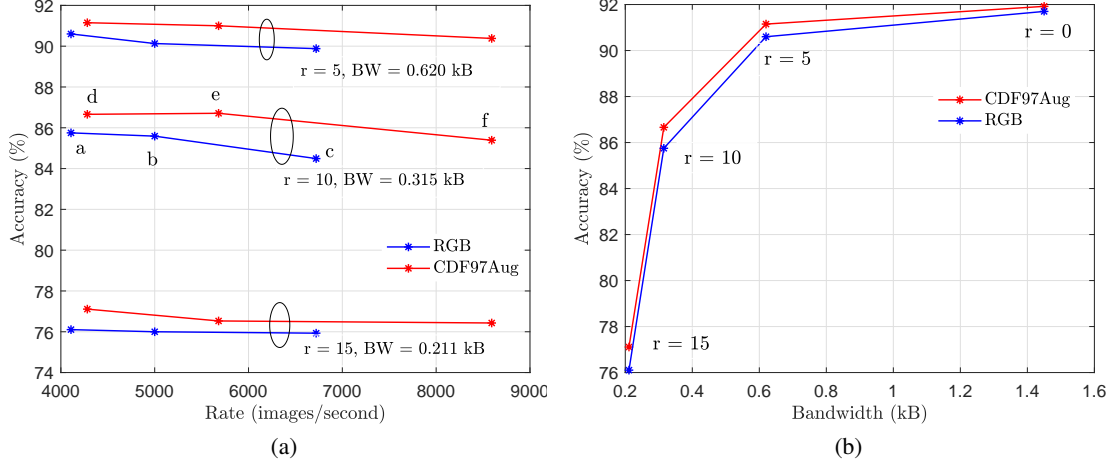


Figure 5: (a). Models designed for CDF 9/7 DWT coefficients using the proposed augmentations are faster and more accurate under limited bandwidth. Parameter ‘ $r$ ’ in JPEG2000 codec adjusts compression ratio and ‘BW’ is the bandwidth in terms of average image size. (b). Effect of channel bandwidth. RGB uses model ‘a’ and CDF 9/7 uses model ‘d’. This result is consistent with result from DB1 wavelets in [5]

Fine tuning a base model for limited bandwidth can reduce training time. Figure 6 shows that the pre-training is feasible and achieves a modest accuracy gain for both RGB and CDF 9/7 DWT.

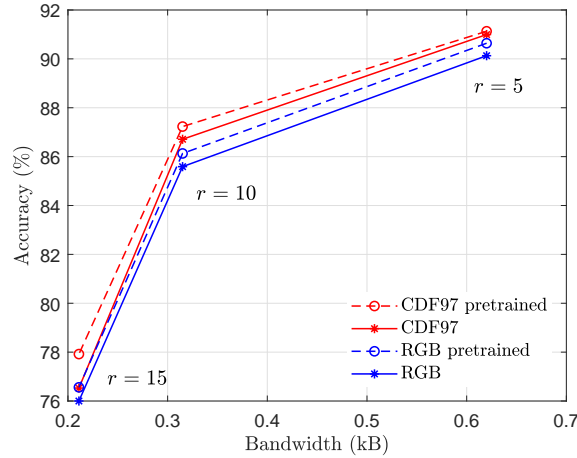


Figure 6: Fine tuning for  $r = 5, 10, 15$  using the pretrained DWT model for  $r = 0$  reduces training time by 75% and improves accuracy. This observation is consistent with pre-training in RGB domain. CDF and RGB inputs use model ‘b’ and ‘e’ respectively.

## 5 Conclusions

This work investigates cloud-based deep CNN image classification in congested communication networks. We proposed to directly train deep CNN classifier for JPEG2000 encoded images by using its DWT coefficients in j2k streams. We achieved better accuracy and simpler computation by using shallower CNNs in the DWT domain. We further introduced new augmentation transforms to develop CNN models that are robust to common communication bandwidth constraints in cloud based AI applications.



## References

- [1] L. Gueguen, A. Sergeev, B. Kadlec, R. Liu, and J. Yosinski, “Faster neural networks straight from jpeg,” in *Advances in Neural Information Processing Systems*, 2018, pp. 3937–3948.
- [2] X. Zou, X. Xu, C. Qing, and X. Xing, “High speed deep networks based on discrete cosine transformation,” in *IEEE Int. Conf. on Image Processing (ICIP)*, Oct 2014, pp. 5921–5925.
- [3] T. Williams and R. Li, “Advanced image classification using wavelets and convolutional neural networks,” in *15th IEEE Int. Conf. on Machine Learning and Applications (ICMLA)*, Dec 2016, pp. 233–239.
- [4] D. Fu and G. Guimaraes, “Using compression to speed up image classification in artificial neural networks,” 2016.
- [5] L.D. Chamain, Z. Ding, and S.S. Cheung, “Quannet: Joint image compression and classification over the channels with limited bandwidth,” *IEEE Inter. Conf. on Multimedia and Expo*, 2019, in press.
- [6] F. Jiang, W. Tao, S. Liu, J. Ren, X. Guo, and D. Zhao, “An end-to-end compression framework based on convolutional neural networks,” *IEEE Trans. on Circuits and Systems for Video Technology*, vol. 28, no. 10, pp. 3007–3018, 2018.
- [7] O. Russakovsky, J. Deng, H. Su, J. Krause, S. Satheesh, S. Ma, Z. Huang, A. Karpathy, A. Khosla, M. Bernstein, A. C. Berg, and L. Fei-Fei, “ImageNet Large Scale Visual Recognition Challenge,” *International Journal of Computer Vision (IJCV)*, vol. 115, no. 3, pp. 211–252, 2015.
- [8] A. Krizhevsky, I. Sutskever, and G.E. Hinton, “Imagenet classification with deep convolutional neural networks,” in *Advances in neural information processing systems*, 2012, pp. 1097–1105.
- [9] R. Torfason, F. Mentzer, E. Agustsson, M. Tschannen, R. Timofte, and L. Van Gool, “Towards image understanding from deep compression without decoding,” *arXiv preprint arXiv:1803.06131*, 2018.
- [10] S. Fujieda, K. Takayama, and T. Hachisuka, “Wavelet convolutional neural networks for texture classification,” *arXiv preprint arXiv:1707.07394*, 2017.
- [11] A. Levinskis, “Convolutional neural network feature reduction using wavelet transform,” *Elektronika ir Elektrotechnika*, vol. 19, no. 3, pp. 61–64, 2013.
- [12] E. Kang, J. Min, and J.C. Ye, “A deep convolutional neural network using directional wavelets for low-dose X-ray CT reconstruction,” *Medical Physics*, vol. 44, no. 10, 2017.
- [13] D. Taubman and M. Marcellin, *JPEG2000 Image Compression Fundamentals, Standards and Practice*, vol. 642, Springer Science & Business Media, 2012.
- [14] D. Taubman, “High performance scalable image compression with ebcot,” *IEEE Transactions on image processing*, vol. 9, no. 7, pp. 1158–1170, 2000.
- [15] K. He, X. Zhang, S. Ren, and J. Sun, “Deep residual learning for image recognition,” in *Proceedings of the IEEE conf. on computer vision and pattern recognition*, 2016, pp. 770–778.
- [16] R. C. Gonzalez, R. E. Woods, et al., “Digital image processing [m],” *Publishing house of electronics industry*, vol. 141, no. 7, 2002.