
FOLLOW THE LEADER: DOCUMENTS ON THE LEADING EDGE OF SEMANTIC CHANGE GET MORE CITATIONS*

A PREPRINT

Sandeep Soni

School of Interactive Computing
Georgia Institute of Technology
sandeepsoni@gatech.edu

Kristina Lerman

Information Sciences Institute
University of Southern California
lerman@isi.edu

Jacob Eisenstein

Google Research
me@jacob-eisenstein.com

February 3, 2022

ABSTRACT

Diachronic word embeddings – vector representations of words over time – offer remarkable insights into the evolution of language and provide a tool for quantifying sociocultural change from text documents. Prior work has used such embeddings to identify shifts in the meaning of individual words. However, simply knowing that a word has changed in meaning is insufficient to identify the instances of word usage that convey the historical or the newer meaning. In this paper, we link diachronic word embeddings to documents, by situating those documents as leaders or laggards with respect to ongoing semantic changes. Specifically, we propose a novel method to quantify the degree of semantic progressiveness in each word usage, and then show how these usages can be aggregated to obtain scores for each document. We analyze two large collections of documents, representing legal opinions and scientific articles. Documents that are scored as semantically progressive receive a larger number of citations, indicating that they are especially influential. Our work thus provides a new technique for identifying lexical semantic leaders and demonstrates a new link between progressive use of language and influence in a citation network.

Keywords Computational social science · Natural language processing · Scientometrics

1 Introduction

Languages are continuously evolving [Weinreich et al., 1968], and one particularly salient aspects of language change is how elements such as words are repurposed to new meanings [Traugott and Dasher, 2001]. Word embeddings – representations of words as vectors in high-dimensional spaces – can identify semantic changes in text documents by tracking shifts in each word’s distributional neighborhood [Kutuzov et al., 2018]. However, these methods treat each

*To appear in the Journal of the Association for Information Sciences and Technology

word in isolation and do not indicate where change takes place: which documents or passages introduce new meanings for words, and which lag behind in adopting semantic changes?

The ability to identify documents in the vanguard of linguistic change would yield valuable insights into the life cycle of new ideas: for example, by making it possible to identify and support innovation in science [Fortunato et al., 2018], and would provide new evidence about the social processes underlying linguistic and scholarly influence [Gerow et al., 2018]. As a step towards this goal, we propose a simple quantitative technique for identifying the leading examples of ongoing semantic changes. Our method builds directly on the embedding-based techniques for detecting changes in large corpus of documents, and takes the form of a likelihood ratio comparison between “older” and “newer” embedding models. Usages that are better aligned with the newer embedding model can be considered to be more semantically “progressive,” in the sense of reflecting newer word meanings.

Using large datasets of legal opinions and scientific research abstracts produced over a long period of time, we demonstrate that more semantically advanced usages are indeed associated with documents that are landmarks in their respective fields, such as prominent Supreme Court rulings and foundational research papers. We further formalize these insights by demonstrating a novel relationship between semantic progressiveness and citation counts: in both domains, semantically progressive documents receive more citations, even after controlling for document content and a range of structural factors. While previous work has identified connections between word frequency and impact, we are the first to link semantic changes to citation networks. To summarize the contributions of this paper:

- We identify markers of semantic change in scientific articles and legal opinions (both in English). Legal opinions have not previously been analyzed with respect to dynamic word embeddings, and have received little attention in natural language processing.
- We propose a novel method to score documents on their semantic progressiveness, thereby identifying documents on the vanguard of semantic change.
- We show that documents at the vanguard of semantic change tend to be more influential in citation networks.

Diachronic word embeddings help in identifying the points of transition in the language, especially as it pertains to semantic changes. Past research in information science, especially around the science of science, has identified the importance of transitions in the scholarly process – for example, in determining the impact of scientific works [Gerow et al., 2018], understanding the impact of individual topics [Yan, 2015], studying the formation of interdisciplinary research areas [Xu et al., 2018], and in mapping out the structure of scientific communities over time [Boyack and Klavans, 2014]. As a result, we see this work as relevant for a broader objective of understanding the scholarly process through the transitional aspects of language use and its link to scholarly outcomes. Our proposed approach provides a quantitative way to identify semantically innovative documents and study their dynamics. A secondary contribution to information science is to provide a new link between two orthogonal perspectives on document collections: content analysis and citation structures. While the topic modeling literature has offered models that link citations to sets of co-occurring words [e.g., Nallapati et al., 2008, Ding, 2011], we offer a more fine-grained lexical semantic perspective

by connecting incoming citations to leadership on changes in the meanings of individual words, showcasing the potential of diachronic word embeddings as a tool for information science.²

2 Measuring Semantic Progressiveness

Diachronic word embeddings make it possible to measure lexical semantic change over time [e.g., Kulkarni et al., 2015, Hamilton et al., 2016b]. In standard word embeddings, each word type is associated with a vector of real numbers, based on its distributional statistics [Turney and Pantel, 2010, Mikolov et al., 2013b]. In diachronic word embeddings, this vector is time-dependent, reflecting how a word’s meaning (and associated distributional statistics) can change over time. Building on diachronic word embeddings, our method is comprised of four steps: (1) learning diachronic embeddings of words; (2) identifying semantic innovations using their diachronic embeddings; (3) scoring each usage by its position with respect to the semantic change; and (4) aggregating these scores by document. A schematic of the entire pipeline is shown in Figure 1. We now describe each of these steps in detail.

2.1 Estimating Word Embeddings

Several methods to learn diachronic word embeddings have been proposed [e.g., Bamler and Mandt, 2017, Frermann and Lapata, 2016, Hamilton et al., 2016b, Rosenfeld and Erk, 2018]. In this work, we use the method proposed by Hamilton et al. [2016b] as it is conceptually straightforward and offers flexibility in the choice of the embedding algorithm. The core of this approach is to fit embedding models to distinct time-slices of the corpora, and then align the resulting embeddings.

Formally, assume a finite vocabulary \mathcal{V} , and two corpora, $\mathcal{W}^{(\text{old})}$ and $\mathcal{W}^{(\text{new})}$, where each corpus is a set of sequences of tokens, $\mathcal{W} = \{(w_{i,1}, w_{i,2}, \dots, w_{i,T_i})\}_{i=1}^N$, where N is the number of documents in the corpus, i indexes an individual document whose length is T_i , and each $w_{i,t} \in \mathcal{V}$. For each corpus, we estimate a set of word embeddings on the single vocabulary \mathcal{V} . Following Hamilton et al. [2016b], we estimate skipgram embeddings [Mikolov et al., 2013b], which are based on the objective of predicting context words $w_{t'}$ conditioned on a target word w_t .

While the mathematical details of skipgram word embeddings are well known, they are crucial to our method for situating individual usages of words with respect to ongoing semantic changes. For this reason, we present a brief review. Omitting the document index i , the skipgram objective is based on the probability,

$$P(w_{t'} | w_t) \propto \exp(\mathbf{v}_{w_{t'}} \cdot \mathbf{u}_{w_t}), \quad (1)$$

where $\mathbf{v}_{w_{t'}}$ is the embedding of $w_{t'}$ when it is used as a context (also called as the “output” embedding), and \mathbf{u}_{w_t} is the embedding of w_t when it is used as a target word (also called as the “input” embedding).

Normalizing the probability in Equation 1 requires summing over all possible $w_{t'}$, which is computationally expensive. Typically the skipgram estimation problem is solved by negative sampling [Mikolov et al., 2013b], but this does not yield properly normalized probabilities. We therefore turn instead to noise-contrastive estimation [NCE; Gutmann and Hyvärinen, 2010], which makes it possible to estimate the probability in Equation 1 without computing the normalization term [Mnih and Kavukcuoglu, 2013].

²We have released the code and the word embeddings for both the datasets at <https://github.com/sandeepsoni/semantic-progressiveness/>

Suppose that the observed data is augmented with a set of “noise” examples $\{(\tilde{w}, w_t)\}$, where each \tilde{w} is sampled from a unigram noise distribution P_n . Further assume that there are k noise examples for every real example. An alternative prediction task is to decide whether each example is from the real data ($D = 1$) or from the noise ($D = 0$). The cross entropy for this task is,

$$J = \sum_t \log \Pr(D = 1 \mid w_t, w_{t'}) + \sum_{j=1}^k \log \Pr(D = 0 \mid w_t, \tilde{w}^{(j)}), \quad (2)$$

where each $\tilde{w}^{(j)}$ is drawn from P_n .

Now let us define the probability,

$$\Pr(D = 1 \mid w_t, w_{t'}) = \frac{P(w_{t'} \mid D = 1, w_t) \Pr(D = 1)}{P(w_{t'} \mid D = 1, w_t) \Pr(D = 1) + P(w_{t'} \mid D = 0) \Pr(D = 0)} \quad (3)$$

$$= \frac{P(w_{t'} \mid w_t)}{P(w_{t'} \mid w_t) + k P_n(w_{t'})} \quad (4)$$

$$= \left(1 + k \frac{P_n(w_{t'})}{P(w_{t'} \mid w_t)}\right)^{-1} \quad (5)$$

$$= \sigma(\mathbf{v}_{w_{t'}} \cdot \mathbf{u}_{w_t} - Z(w_t) - \log(k P_n(w_{t'}))) \quad (6)$$

$$\approx \sigma(\mathbf{v}_{w_{t'}} \cdot \mathbf{u}_{w_t} - \log(k P_n(w_{t'}))), \quad (7)$$

where σ indicates the sigmoid function $\sigma(x) = (1 + \exp(-x))^{-1}$. The log-normalization term $Z(w_t) = \log \sum_{w'} \exp \mathbf{v}_{w'} \cdot \mathbf{u}_{w_t}$ can be dropped in Equation 7 because the NCE objective is approximately “self-normalizing” when P_n has positive support over all $w \in \mathcal{V}$ [Mnih and Kavukcuoglu, 2013]. We then maximize Equation 2 by gradient ascent, which yields embeddings that are asymptotically equivalent to the optimizers of Equation 1 [Gutmann and Hyvärinen, 2010]. Noise-contrastive estimation is closely related to the negative sampling objective typically employed in skipgram word embeddings, but of the two, only NCE-based embeddings can be interpreted probabilistically [Dyer, 2014], as required by our approach.

The skipgram model is not identifiable: any permutation of the dimensions of the input and output embeddings will yield the same result so many parameterizations of the model are observationally equivalent. For this reason, embeddings that are learned independently across multiple corpora must be aligned before their similarity can be quantified. To reconcile the input embeddings between the corpora $\mathcal{W}^{(\text{old})}$ and $\mathcal{W}^{(\text{new})}$ and make them comparable across the two corpora, we follow Hamilton et al. [2016b] and apply the Procrustes method [Gower and Dijksterhuis, 2004] to identify an orthogonal projection \mathbf{Q} that minimizes the Frobenius norm $\|\mathbf{Q}\mathbf{U}^{(\text{old})} - \mathbf{U}^{(\text{new})}\|_F$, where $\|\mathbf{X}\|_F = \sqrt{\sum_{i,j} x_{i,j}^2}$.

Sensitivity to initialization One potential downside of NCE is that its embeddings depend on the random initialization, unlike deterministic techniques such as singular value decomposition [Sagi et al., 2011, Levy and Goldberg, 2014]. As a result, the list of near neighbors can change across multiple runs [Hellrich and Hahn, 2016]. Nonetheless, we chose NCE because the resulting embeddings outperformed alternatives on intrinsic word similarity benchmarks [Luong et al., 2013]. Our robustness checks indicated that the method identified similar sets of semantic innovations across multiple runs.

2.2 Discovering Semantic Innovations

After estimating the diachronic embeddings for each word, the next step is to identify semantic innovations: words that have shifted in meaning. One possibility would be to directly measure differences between the embeddings $\mathbf{u}^{(\text{old})}$ and $\mathbf{u}^{(\text{new})}$, but this can be unreliable because the density of embedding space is not guaranteed to be uniform. We therefore follow the local second-order approach proposed by Hamilton et al. [2016a]. First, for each word we form the union of the sets of a word’s near-neighbors ($n = 50$) in the “old” and “new” periods. Next, we compute the similarity of the word’s embedding to the embeddings for members of this set, for both the “old” and “new” embeddings. This yields a pair of vectors of similarities, each reflecting the word’s position in a local neighborhood. The degree of change in a word’s position is the distance between these two vectors.

2.3 Situating Usages with Respect to Semantic Change

Given a set of semantic innovations $\mathcal{S} \subset \mathcal{V}$, our main methodological innovation is to situate usage with respect to semantic changes. Each usage of an innovation $w^* \in \mathcal{S}$ can be analyzed using the likelihood function underlying the skipgram objective, and scored by the ratio of the log-likelihoods under the embedding models associated with $\mathcal{W}^{(\text{old})}$ and $\mathcal{W}^{(\text{new})}$. Specifically, we compute the sum,

$$r_{w^*,i} = \sum_{t:w_{i,t}=w^*} \sum_{\substack{j \geq -k \\ j \leq k \\ j \neq 0}} \log \frac{P^{(\text{new})}(w_{i,t+j} | w^*)}{P^{(\text{old})}(w_{i,t+j} | w^*)}. \quad (8)$$

The intuition behind the statistic is to predict the context of every appearance of the semantic innovation w^* in the document i using both the “new” and “old” meaning of w^* and the surrounding context. These new and old meanings are obtained from the embedding models associated with $\mathcal{W}^{(\text{new})}$ and $\mathcal{W}^{(\text{old})}$ respectively. Note that the document i need not necessarily be in either $\mathcal{W}^{(\text{old})}$ or $\mathcal{W}^{(\text{new})}$. Substituting the form of probability from Equation 1 and simplifying further, the log-likelihood ratio reduces to:

$$r_{w^*,i} = \sum_{t:w_{i,t}=w^*} \sum_{\substack{j \geq -k \\ j \leq k \\ j \neq 0}} \mathbf{v}_{w_{i,t+j}}^{(\text{new})} \cdot \mathbf{u}_{w^*}^{(\text{new})} - Z_{w^*}^{(\text{new})} \\ - \mathbf{v}_{w_{i,t+j}}^{(\text{old})} \cdot \mathbf{u}_{w^*}^{(\text{old})} + Z_{w^*}^{(\text{old})}, \quad (9)$$

where Z_{w^*} is the log normalization term, $\log \sum_{w'} \exp(\mathbf{v}_{w'} \cdot \mathbf{u}_{w^*})$. This metric intuitively favors documents that use w^* in contexts that align with the new embeddings $\mathbf{u}_{w^*}^{(\text{new})}$ and $\mathbf{V}^{(\text{new})}$.

2.4 Aggregating to Document Scores

Given a set of innovations $\mathcal{S} \subset \mathcal{V}$, for each document i we obtain a set of scores $\{r_{i,w^*} : w^* \in \mathcal{S}\}$. The score for document i is the maximum over the set of innovations, $m_i = \max_{w^* \in \mathcal{S}} r_{i,w^*}$. This quantifies the maximal extent to which the document’s lexical semantics match that of the more contemporary embedding model, $(U^{(\text{new})}, V^{(\text{new})})$. We then standardize against other documents published in the same year, by computing the z -score, $z_i = \frac{m_i - \mu}{\sigma}$, where μ is the mean score for documents published in the same year, and σ is the standard deviation. Documents with a positive z -score have lexical semantics that better match the contemporary embedding model than other documents written at the same time, and can thus be said to be semantically progressive. By standardizing each year separately, we ensure that the progressiveness metric does not inherently favor older or newer texts.

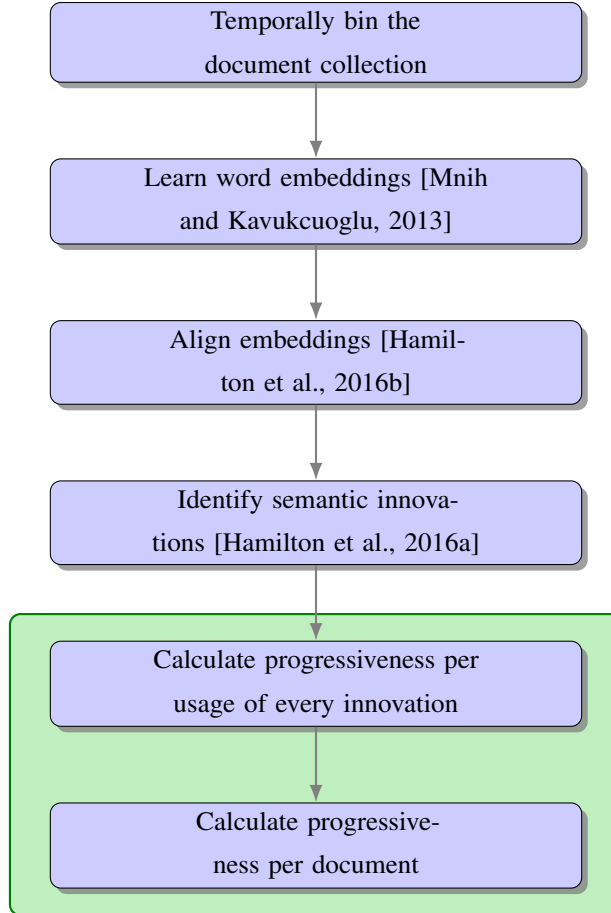


Figure 1: Flowchart shows our complete pipeline and highlights (in green) our methodological contributions.

As a robustness check, we also experimented with an alternative discretized approach for scoring the documents. In this scheme, the document score was calculated as the number of innovations whose progressiveness exceeds the median progressiveness value over the entire set of innovations. The subsequent analysis of the documents with this scoring scheme produced qualitatively similar results to those obtained with the measure described in the previous paragraph (innovativeness of maximally innovative word per document), and so are only included in the supplementary material for this paper.

3 Data

We empirically validate our approach on two document collections: documents representing *legal opinions* in federal courts of the United States of America [Lerman et al., 2017],³ and the DBLP collection of *computer science abstracts* [Ley, 2002].⁴ These datasets were chosen because they include timestamps as well as citation information, making it possible to link semantic innovation with influence in a citation network.

³<https://www.courtlistener.com/>

⁴<https://dblp.uni-trier.de/>

Statistic	Legal opinions	Scientific abstracts
Number of documents	3,854,738	2,408,010
Years	1754–2018	1949–2018
Average number of citations (in-degree)	7.84	39.19
Average number of references (out-degree)	7.80	9.49
Length (number of unique word types per document)	632.22	93.10

Table 1: Descriptive summary of the two datasets

Legal opinions. A legal opinion is a document written by a judge or a judicial panel that summarizes their decision and all relevant facts about a court case. We obtained all legal opinions by using the bulk API of a publicly available service.⁵ These opinions span over 400 courts, multiple centuries and have a broad jurisdictional coverage.

Scientific abstracts. The abstracts from DBLP were obtained from ArnetMiner,⁶ a service that has released multiple versions of this data with the latest papers since 2010 [Tang et al., 2008, Sinha et al., 2015]. We chose the latest version (v10) from their collection.

Metadata. Both datasets feature common metadata, including the year in which the document was published, the number of citations the document has received and the number of references to other documents in the citation network. A descriptive summary of the complete collection is given in Table 1.

4 Identifying semantic innovations

We now describe the steps taken to create a list of semantic innovations in these datasets. These innovations are then used to score every document for its progressiveness.

4.1 Preprocessing

For the legal documents, we stripped out HTML and used only the text. The scientific abstracts were available in plain text, but required filtering to identify English-language documents, which we performed using *langid.py* [Lui and Baldwin, 2012]. In both collections, we converted the text to lowercase before proceeding, and employed *spaCy* for tokenization.⁷

4.2 Estimating Word Embeddings

For both document collections, the first (oldest) 500,000 documents were used to learn the early embeddings (matrices $\mathbf{V}^{(\text{old})}$ and $\mathbf{U}^{(\text{old})}$); the most recent 500,000 documents were used to learn the later embeddings (matrices $\mathbf{V}^{(\text{new})}$ and $\mathbf{U}^{(\text{new})}$). Embeddings were estimated using a public tensorflow implementation.⁸ We ignored tokens with frequency

⁵<https://www.courtlistener.com/api/bulk-info/>

⁶<https://aminer.org>

⁷<https://spacy.io/>

⁸<https://www.tensorflow.org/tutorials/representation/word2vec>, accessed May 2019.

below a predetermined threshold: 5 for the abstracts and 10 for the larger dataset of legal opinions. The maximum size of the context window was set to 10 tokens. The number of negative samples was set to 100. The NCE objective was optimized for 50 epochs and the size of the embeddings for each word was set to $d = 300$ dimensions. While most of the hyperparameters were set to the default values, the size of the embeddings was selected by evaluating on word similarity benchmarks [Luong et al., 2013].

4.3 Postprocessing

After estimating the embeddings, semantic innovations were identified using the technique described in Discovering Semantic Innovations. The number of nearest neighbors used for the computation of the metric was set to 50.

Names. In the case of legal opinions, names (e.g., of plaintiffs, defendants, and judges) pose a real difficulty in identifying genuine candidates of semantic innovations. Although names can be part of semantic innovations (e.g. *Nash equilibrium* or *Miranda rights*), names often change their distributional statistics due to real-world events rather than semantic change. To overcome this problem, we use two heuristics. We first label a small set of terms if they are names of people, organizations or places, and train a feed-forward neural network to map the embeddings of each word to the label. This method identifies terms that are distributionally similar to terms that are labeled as names. Second, we tag a randomly-selected 10% of the documents for their part of speech and obtain a distribution over parts-of-speech for each vocabulary item, using the pre-trained tagger provided by *spaCy*.⁹ If a term is either (a) labelled as a name using the first heuristic or, (b) tagged as a proper noun more than 90% of the time, then it is likely to be a name and is therefore discarded from the candidates of semantic innovations.

Abbreviations. In the dataset of scientific abstracts, the mention of names is rare, but abbreviations pose a similar challenge. We identify abbreviations using a similar heuristic procedure as described above: a term was judged as a likely abbreviation if it was used in all capital (majuscule) letters at least 90% of the time. However, as abbreviations can transition to the status of more typical words (e.g., *laser*), we chose to discard only those abbreviations which appear fewer than 25 times in both the early and the later set of abstracts. The abbreviations are common in the scientific abstracts and tend to be dominant as the top ranked semantic changes. For this reason, we kept a higher frequency threshold of 25 for them to balance between meaningful and spurious changes.

After applying all the steps mentioned above, we inspected the top words for both legal opinions and computer science abstracts and manually removed names and abbreviations that were not caught by these heuristics, as well as tokenization errors. For each dataset, we retain a list of the 1000 terms that underwent the most substantial semantic changes, as measured by overlap in their semantic neighborhood (described above). Words outside this list have similar embeddings over time; as a result, they are unlikely to yield large progressiveness scores for any documents, and will therefore not impact the overall results. As a robustness check, we also performed the regressions using the unfiltered list, and this did not qualitatively change the regression results described below.

⁹We used *spaCy* version 2.0.16 from <https://spacy.io/api/tagger>, accessed May 2019. The tagger was trained on the OntoNotes 5 component of the Penn Treebank.

Doc. type	Innovations	Old usage	New usage	Example document with new usage
Legal	<i>laundering</i>	<i>laundering</i> clothes	<i>laundering</i> funds	United States v. Talmadge G. Rauhoff, (7th Cir. 1975)
	<i>asylum</i>	insane <i>asylum</i>	political <i>asylum</i>	Bertrand v. Sava, (S.D.N.Y. 1982)
	<i>fertilization</i>	soil <i>fertilization</i>	post- <i>fertilization</i> contraceptive	Planned Parenthood vs Casey (505 U.S. 833)
Science	<i>ux</i>	hp- <i>ux</i>	user experience (<i>ux</i>)	Hassenzahl and Tractinsky [2006]
	<i>surf</i>	<i>surf</i> the internet	descriptor <i>surf</i>	Bay et al. [2008]
	<i>android</i>	intelligent <i>android</i>	google’s <i>android</i>	Shabtai et al. [2010]

Table 2: Examples of semantic innovations identified by our method for both the datasets.

5 Innovations and Innovators

Semantic changes. A few prominent semantic innovations are listed in Table 2. The innovations in the legal opinions corpus we discover span multiple domains, including financial (e.g. *laundering*, which earlier exclusively meant washing), socio-political (e.g. *noncitizens*, which was earlier close to *tribals* or *indians* but has now moved closer in meaning to *immigrants*), medical (e.g. *fertilization*, which was first used in the context of agriculture, but now increasingly refers to human reproduction) and technological (e.g. *web*, which now refers almost exclusively to the internet). Our analysis also independently discovers semantic changes in words like *cellular* and *asylum*, which have previously been identified as semantic changes in other corpora [Kulkarni et al., 2015, Hamilton et al., 2016b,a].

In the scientific domain, a common source of semantic innovation is through the use of abbreviations (recall that the filtering steps in the previous section exclude only rare abbreviations). Examples include *nfc*, which earlier meant “neuro-fuzzy controllers” but lately refers to “near-field communication”; *ux*, which was used as a short form for unix, but is now increasingly used to mean “user experience”; and *ssd*, which popularly stood for “sum-of-squared difference”, but of late additionally means “solid state drives.” Another common source of semantic innovations is the creative naming of technological components. Examples include *cloud*, which now refers to services offered through the internet in comparison to its mainstream meaning; *spark*, which was earlier popularly used to mean ignition, but has lately been referred to the popular MapReduce framework; and *android*, which referred to robots with human appearances, but now commonly refers to the mobile computing operating system.

Leading documents. Two examples of legal opinions at the leading edge of change according to our metrics are Planned Parenthood vs Casey (505 U.S. 833) and United States v. Talmadge G. Rauhoff, (7th Cir. 1975). The landmark 1992 opinion in Planned Parenthood vs Casey was identified by our method as leading a change with several semantically progressive terms like *fertilization*, *provider*, and *viability* mentioned in the document. The term *fertilization* had previously been used in the context of agriculture, but this decision was an early example of an increasingly common usage in connection with reproductive rights:

- ... two-week gestational increments from *fertilization* to full term ...

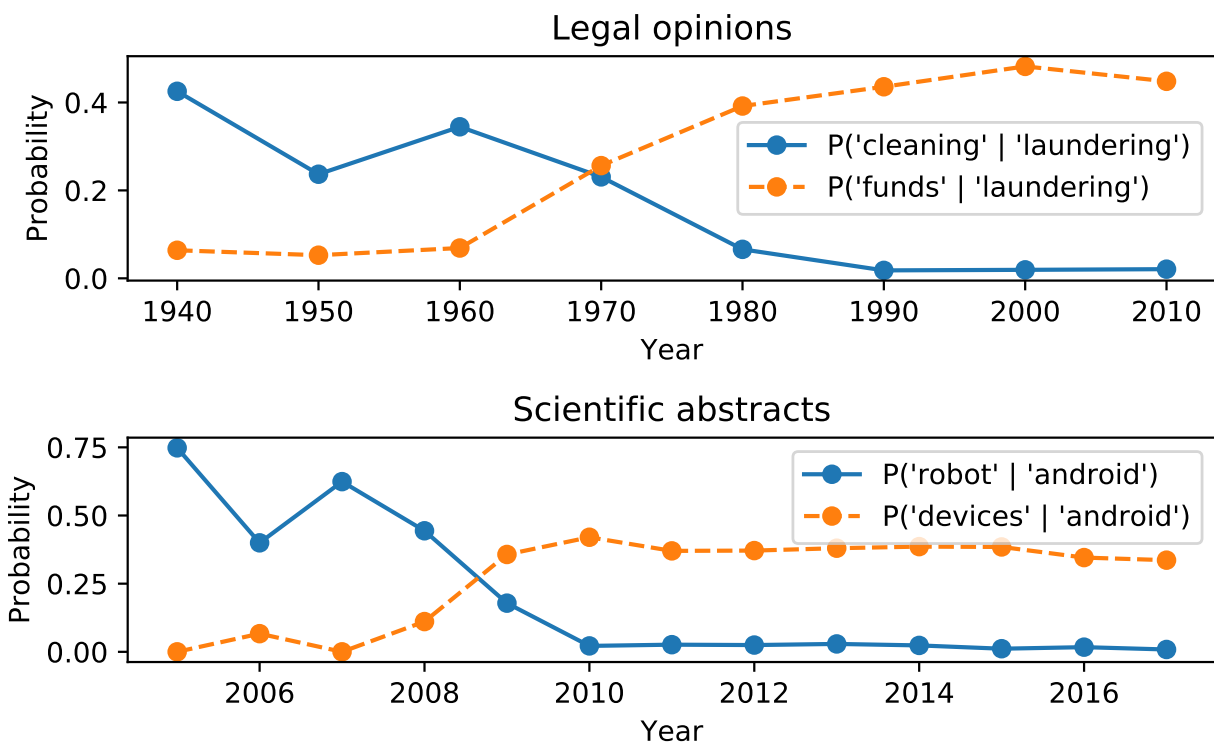


Figure 2: Examples of semantic changes identified by the method. In the upper time series, the meaning of the term *laundering* evolves to include money laundering, shown here as the increase in the conditional probability of seeing the term *laundering* given that *funds* appears in a document, in contrast to the conditional probability of *laundering* given that *cleaning* appears. For this change, a prominent leading document is the opinion in U.S. v Rauhoff (1975). In the lower time series, the meaning of *android* evolves to include the mobile phone operating system. A prominent leader of this change is Shabtai et al. [2010].

- ...before she uses a post-**fertilization** contraceptive.

Similarly, the United States v. Talmadge G. Rauhoff, (7th Cir. 1975) scores highly on our measure and was one of the first to use *laundering* to refer to illegal transfer of money:

- ...\$15,000 as part of the '**laundering**' process ...
- ...first step in the successful **laundering** of the funds...

The first mention of the term was quoted, which may indicate a metaphorical intent.

In the scientific domain, the seminal paper on the Android operating system is rated as a semantically progressive document [Shabtai et al., 2010]. At that time, the conventional meaning of the term *android* was an interactive robot (e.g. ...interaction using an **android** that has human-like appearance...), but Shabtai et al. used the now-prevalent meaning as a mobile operating system (e.g. ...the **android** framework...). Figure 2 shows the evolution of the semantic innovations which approximately aligns with the leading documents that our method discovered.

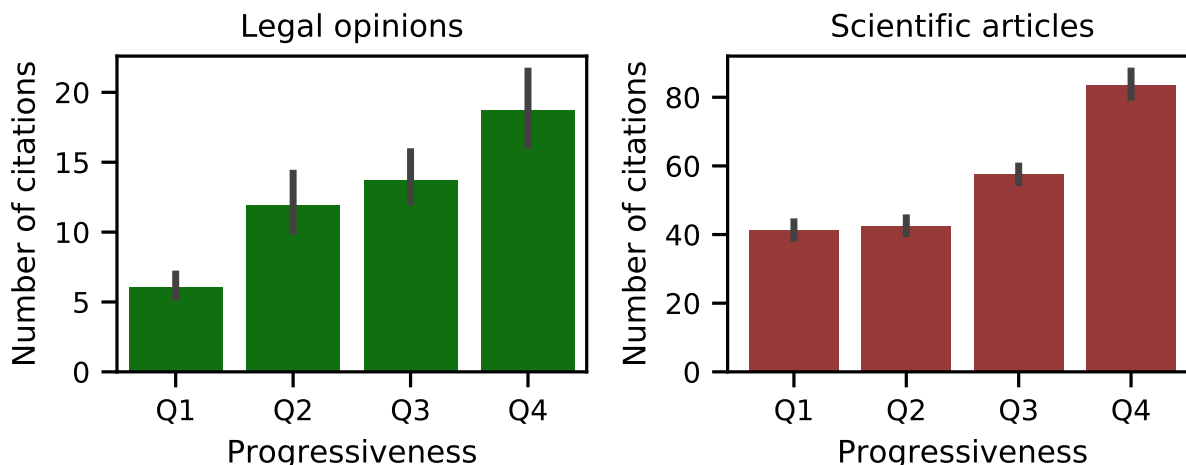


Figure 3: The univariate relationship between the number of citations and our measure of semantic progressiveness. For both the legal opinions and the scientific articles, the citations increase for more progressive documents.

Computational requirements Our method to score the progressiveness of documents can effectively leverage computational resources without putting a heavy burden on them. Following Equation 9, we calculate the normalization terms for a specific change just once for the entire corpus to speed up the calculation considerably. Moreover, the progressiveness calculation is also embarrassingly parallelizable; that is, scores for different documents can be computed in parallel. We calculated the progressiveness scores of millions of documents on an 80 processor machine with 256GB memory in just over a couple of hours.

6 Innovation and Influence

While the examples in the previous section are suggestive of the validity of our method for identifying innovations and innovators, additional validation is necessary. Lacking large-scale manual annotations for the semantic progressiveness of legal opinions or scientific abstracts, we instead measure *influence*, as quantified by citations. Specifically, we investigate the hypothesis that more citations will accrue to documents that our metrics judge to be semantically progressive.

Note that we do not hypothesize a one-way causal relationship from semantic innovation to influence. Semantic progressiveness may cause some documents to be highly cited, due to the introduction or usage of helpful new terminology. But it also seems likely that documents that are well-cited for more fundamental reasons — e.g., significant methodological innovations in science, foundational precedents in law — will also exert an outsize effect on language. For example, the highly cited paper on Latent Dirichlet Allocation [Blei et al., 2003] introduced a new meaning for the term *LDA* (which also refers to linear discriminant analysis), but in this case it is likely that the underlying cause is the power of the method rather than the perspicacity of the name. The key point of these evaluations is to test the existence of a previously unknown correlation between language and citation networks, and to provide a further validation of our measure of semantic progressiveness.

6.1 Univariate analysis

Figure 3 shows the number of citations for each quartile of our progressiveness measure, indicating a steady increase in both datasets. This figure excludes documents that do not include any of the terms identified as having changing semantics. We also exclude documents predating 1980, which skew the population with a few landmark examples with vast citation counts; these documents are included in the multivariate analysis that follows.

6.2 Multivariate analysis

There are many factors that drive citation counts, such as age, length, and content [Fowler et al., 2007, Van Opijneni, 2012]. Some of these factors may be correlated with semantic progressiveness, confounding the analysis: for example, older documents have more chances to be cited, but are unlikely to lead a semantic change that would be captured by our metrics. To control for these additional predictors, we formulate the problem as a multivariate regression. The dependent variable is the number of citations, and the predictors include our measure of semantic progressiveness, as well as a set of controls. As the number of citations is a count variable, we fit a Poisson regression model.¹⁰

6.2.1 Regression models

To assess the relevance of semantic progressiveness, we compare against two baseline models, which include covariates that capture structural information about each document: the number of outgoing references that a document makes; its age; its length, operationalized as the number of unique types; and the number of authors for the document (available only for scientific articles). The baseline also incorporates a lightweight model of document content, to account for the fact that some topics may get cited more than others. Specifically, we fit a bag-of-words regression model on a small subset of documents [similar to Yogatama et al., 2011], and use its prediction as a covariate in the multivariate regression. We refer to this covariate as BoWs. This baseline is referred to as M1.

The second baseline, M2, includes all the covariates from M1, and an additional covariate for the number of unique semantic innovations present in the document. This is aimed to tease out the effect of the *presence* of words with changing semantics from the extent to which the document employs the more contemporary meaning, as captured by our measure of semantic progressiveness. We refer to this covariate as # Innovs.

To test the effect of semantic progressiveness, we create two experimental models, M3 and M4, which use the z -scores described earlier. In M3, the z -score is included as a raw value; in M4 it is binned into quartiles. Note that for M4, the bottom quartile (Q1) receives a coefficient of zero by default, so that the model is not underdetermined.

We compare these models by goodness-of-fit, which is a standard technique from quantitative social science [Greene, 2003]. We compute the log-likelihood for each model; under the null hypothesis that the more complex model is no better than the baseline, the log-likelihood ratio has a χ^2 distribution with degrees of freedom equal to the number of parameters in the more expressive model. If the observed log-likelihood ratio is unlikely to arise under this distribution, then we can reject the null hypothesis. This approach is similar in spirit to the Akaike Information Criterion (AIC), which also penalizes the log-likelihood by the number of parameters. We can also measure the effect size by examining

¹⁰In cases of overdispersion (high variance), negative binomial regression is preferred to Poisson regression [Greene, 2003]. However, the Cameron-Trivedi test [Cameron and Trivedi, 1990] did not detect overdispersion in our data.

Predictors	M1	M2	M3	M4
Constant	1.983 (0.001)	1.943 (0.001)	2.032 (0.001)	1.770 (0.001)
Outdegree	0.009 (0.000)	0.009 (0.000)	0.009 (0.000)	0.009 (0.000)
# Authors	0.055 (0.000)	0.054 (0.000)	0.054 (0.000)	0.054 (0.000)
Age	0.079 (0.000)	0.079 (0.000)	0.078 (0.000)	0.073 (0.000)
Length	0.002 (0.000)	0.002 (0.000)	0.002 (0.000)	0.002 (0.000)
BoWs	0.000 (0.000)	0.000 (0.000)	0.000 (0.000)	0.000 (0.000)
# Innovs		0.028 (0.000)	-0.010 (0.000)	-0.034 (0.000)
Prog.			0.137 (0.000)	
Prog. Q2				0.179 (0.001)
Prog. Q3				0.431 (0.001)
Prog. Q4				0.698 (0.001)
Log Lik.	-13.07	-13.06	-12.93	-12.82

Table 3: Poisson regression analysis of citations to scientific abstracts. Each column indicates a model, each row indicates a predictor, and each cell contains the coefficient and, in parentheses, its standard error. Log likelihood is in millions of nats.

the regression coefficients: the value of each coefficient corresponds to an increase in the log of the expected number of citations under the Poisson model.

6.2.2 Results

The regressions reveal a strong relationship between semantic progressiveness and citation count. For the scientific abstracts (Table 3), M3 and M4 obtain a significantly better fit than M1 ($\chi^2(2) = 137767, p \approx 0$ and $\chi^2(4) = 250479, p \approx 0$ respectively). M3 and M4 also obtain a significantly better fit than M2 ($\chi^2(1) = 130176, p \approx 0$ and $\chi^2(3) = 242889, p \approx 0$ respectively). The effect sizes are relatively large: the coefficient of 0.698 for top quartile of semantic progressiveness corresponds to an increase in the expected number of citations by a factor of 2, in comparison with documents in the bottom quartile.

Predictors	M1	M2	M3	M4
Constant	1.614 (0.003)	1.421 (0.004)	1.476 (0.004)	1.168 (0.006)
Outdegree	0.022 (0.000)	0.020 (0.000)	0.021 (0.000)	0.020 (0.000)
Age	0.009 (0.000)	0.011 (0.000)	0.010 (0.000)	0.010 (0.000)
Length	0.000 (0.000)	-0.000 (0.000)	-0.000 (0.000)	-0.000 (0.000)
BoWs	-0.000 (0.000)	-0.000 (0.000)	-0.000 (0.000)	-0.000 (0.000)
# Innovs		0.054 (0.001)	0.045 (0.001)	0.042 (0.001)
Prog.			0.094 (0.001)	
Prog. Q2				0.384 (0.007)
Prog. Q3				0.382 (0.007)
Prog. Q4				0.470 (0.007)
Log Lik.	-415195	-410601	-406843	-408031

Table 4: Poisson regression analysis of citations to legal documents. Each column indicates a model, each row indicates a predictor, and each cell contains the coefficient and, in parentheses, its standard error.

The story is similar for the legal opinions in Table 4, with only minor differences. Both M3 and M4 significantly improve the goodness of fit over the baseline M1 ($\chi^2(2) = 8352, p \approx 0$ and $\chi^2(4) = 7164$ respectively) and the baseline M2 ($\chi^2(1) = 3758, p \approx 0$ and $\chi^2(3) = 2571$ respectively), indicating again that semantic progressiveness of

the document is highly predictive of the number of incoming citations, even after controlling for several covariates. The coefficient of 0.47 for the top quartile of progressiveness corresponds to an increase in the expected number of citations by a factor of 1.6, as compared to the bottom quartile.

Since age is a strong predictor of citation count for both the datasets, we also compared the distribution of publication years in each quartile to rule out the possibility that the higher quartiles could be acting as another proxy for age. Using a Kolmogorov Smirnov test, we tested whether the distributions in each pair of quartiles were different, with the null hypothesis being that they were statistically equivalent. We found that statistical equivalence could not be ruled out (on scientific abstract collection the p-values ranged from 0.3 to 0.92 and on the courts opinion collection the p-values ranged from 0.1 to 0.18) meaning that the semantic progressiveness scoring scheme does not discriminately favor old or recent documents. Overall, these results indicate that our measure of semantic progressiveness adds substantial new information to the array of covariates included in the baseline models, and that semantically progressive documents receive significantly more citations.

7 Related Work

7.1 Language change

Language change has been a topic of great general interest. Much of the early computational work on language change focused on tracking the *frequency* of lexical items, rather than their meaning. Michel et al. [2011] track changes in word frequency in large books corpora, and link these changes to social-cultural trends and events. Danescu-Niculescu-Mizil et al. [2013] compare the adoption rates of words between community members. Eisenstein et al. [2014] track the diffusion of new words over geographical regions, and Goel et al. [2016] model diffusion across social networks. Measures of linguistic progressiveness in this line of work are also based on frequency and other dependent statistics, such as cross entropy [Danescu-Niculescu-Mizil et al., 2013] or *tf-idf* [Kelly et al., 2018].

More recently, several methods have been proposed to learn diachronic word embeddings as a means to track language change at a finer semantic level. These methods include matrix decomposition [e.g., Yao et al., 2018], Bayesian inference [e.g., Wijaya and Yeniterzi, 2011, Frermann and Lapata, 2016, Bamler and Mandt, 2017], and neural word embeddings [e.g., Kim et al., 2014, Kulkarni et al., 2015, Hamilton et al., 2016b, Rosenfeld and Erk, 2018]. Diachronic word embeddings have shown success in identifying linguistic [Hamilton et al., 2016a] and sociocultural changes over time [Garg et al., 2018]. Two surveys review the existing research on diachronic language change through word embeddings [Kutuzov et al., 2018, Tahmasebi et al., 2018]. Contextual word representations [e.g., Devlin et al., 2019], which have produced state-of-the-art results in natural language processing, have also been utilized to identify semantic changes [Giulianelli et al., 2020]. However, despite these successes, prior work has not provided methods to identify the documents at the forefront of semantic change. Our work specifically addresses this gap.

Another body of work has used topic modeling to study changes over time [e.g., Blei and Lafferty, 2006, Wang and McCallum, 2006, Mimno, 2012]. Of particular relevance is the use of topical changes in scientific literature to discover documents with the most scholarly impact [Gerrish and Blei, 2010, Hall et al., 2008]. We argue that these approaches are complementary. While topic models provide a macro-level view of the concerns and interests of a set of writers, word embeddings provide a more fine-grained perspective by demonstrating shifts in meaning of individual terms.

Topic models are centered at the document level, and so make it easy to identify innovators; our work extends this capability to embedding-based analysis of semantic change.

7.2 Citation impact

The number of citations a document receives has long been used as a proxy for the impact and influence of scientific articles [Fortunato et al., 2018], legal opinions [Fowler et al., 2007], as well as researchers and scientific trends [Börner et al., 2004]. Dynamic models capturing the mechanics of attention have been modestly successful in predicting long-term scientific impact [Wang et al., 2013]. Other models accounting for changing language have been used to identify important new topics [Börner et al., 2004] or to estimate the influence of papers on one another [Dietz et al., 2007]. In a different domain, progressiveness as measured in terms of textual dissimilarity with past patents and textual similarity with future patents is shown to be predictive of future citations of a patent [Kelly et al., 2018]. Our quantitative insights in this work are similar to that of Kelly et al. [2018] but our measure of language change is more fine-grained and is based on semantic changes, instead of textual similarity which can depend on topics or events.

8 Conclusion

This paper shows how to identify the leading examples of semantic change, by leveraging the models underlying diachronic word embeddings. This enables us to test the hypothesis that semantically progressive documents — that is, documents that use words in ways that reflect a change in progress — tend to receive more citations. This technique has potential applicability in the digital humanities, computational social science, and scientometrics [the study of science itself; see Van Raan, 1997]. Our current method of identifying semantically progressive usage is limited to words. For future work, we are interested in extending the current method beyond words to phrases and grouping phrases and words with semantic similarity together – for example, this would enable the word *LDA* and the phrase *Latent Dirichlet Allocation* to have similar embeddings and potentially improve the results for progressive usage identification. In future work, we are also interested to assess how semantically progressive documents are received by their audiences, and to explore semantic change as a site of linguistic contestation. For example, recent work has linked diachronic word embeddings to gender and ethnic stereotypes in large-scale datasets of books [Garg et al., 2018]. Our method could link author and audience covariates with the documents that led and trailed changes in these stereotypical associations, providing new insight on these historical trends. Finally, contemporaneous work has demonstrated the use of contextualized embeddings, highly powerful word representations, in detecting semantic changes [Giulianelli et al., 2020]. In future, we are interested to extend contextual embeddings to measure semantic progressiveness.

Runs	CourtListener		DBLP	
	Early	Later	Early	Later
1	20.5	22.7	11.8	16.6
2	20.9	22.7	11.5	16.5
3	20.9	22.4	11.8	16.6

Table 5: Accuracy (in %) of word embeddings on the analogy testset [Mikolov et al., 2013a]

Runs	CourtListener		DBLP	
	Early	Later	Early	Later
1	0.42	0.42	0.35	0.45
2	0.42	0.43	0.34	0.45
3	0.42	0.43	0.34	0.44

Table 6: Spearman correlation of word embeddings on the word similarity testset [Bruni et al., 2012]

A Robustness Checks

We conducted a series of stability and robustness checks to verify that our proposed method is reliable. Learning word embeddings using NCE or similar such methods is prone to stability issues, in particular due to random initialization [Antoniak and Mimno, 2018, Burdick et al., 2018]. We ran our pipeline of learning word embeddings, identifying semantic innovations, and measuring the semantic progressiveness of documents for different random initialization.

A.1 Word Embeddings Stability

Since our proposed calculation of progressiveness of every document relies heavily on the word embeddings, high variance in the word embeddings due to random initialization can potentially affect the calculation. We tested the performance of word embeddings under different initialization on benchmark testsets to verify that our method is quite stable. Specifically, we evaluate the quality of the word embeddings on analogy and word similarity tasks for three runs, each differing in the initialization point. The results are in Table 5 and Table 6 respectively.

A.2 Semantic Innovations Stability

Even though the performance on extrinsic benchmarks points to word embeddings being of similar quality irrespective of random initialization, it does not necessarily mean that there is low variance in uncovering semantic changes. To make this explicit, we show the top 10 top semantic changes identified for each run on the CourtListener text collection in Table 7 and for the DBLP collection in Table 8.

A.3 Robust Semantic Progressiveness

The word embeddings and the discovered semantic innovations are stable despite differences in initialization. But the embeddings and the semantic innovations are dependent variables in our calculation of the semantic progressiveness.

Runs	Top Semantic Innovations
1	<i>underpinned, lodgment, recomissioned, disentangling, entrenchment, forensically, replications, fringe, bonded, clout</i>
2	<i>entrenchment, cloaks, underpinned, replications, unshackled, lodgment, origination, clout, bonded, fringe</i>
3	<i>underpinned, lodgment, entrenchment, cloaks, forensically, origination, clout, telegraphing, fringe, bonded</i>

Table 7: Top semantic changes across different runs for Courtlistener text collection. Six changes appear in the top ten across all three runs, as shown in bold.

Runs	Top Semantic Innovations
1	<i>osn, ux, asd, ros, ble, mtc, hesitant, apps, nfc, app</i>
2	<i>ux, ble, osn, asd, app, hesitant, mtc, ppi, nfc, ros</i>
3	<i>osn, ux, ros, hesitant, ble, ppi, asd, app, mtc, nfc</i>

Table 8: Top semantic changes across different runs for DBLP text collection. Nine changes appear in the top ten across all three runs, as shown in bold.

We performed another quantitative check to show that the progressiveness scores of documents are correlated across different runs. Table 9 shows the spearman rank correlation across random pairs of runs for both the text collections. As can be seen the spearman rank correlation is extremely high, meaning that even the small amount of noise that is added to the embeddings due to initialization is canceled through the calculation of progressiveness scores.

B Alternative measurement of semantic progressiveness

The results from the multivariate regressions using an alternative measure of semantic progressiveness. In this scoring scheme the progressiveness per document is calculated as the number of innovations in the document for which the progressiveness score is greater than the median progressiveness score across all semantic innovations. Table 10 contains the results for the DBLP collection and the Table 11 contains the results for the collection of court opinions.

Runs	Scientific abstracts	Court opinions
1-2	0.994	0.995
2-3	0.996	0.993
1-3	0.992	0.995

Table 9: Spearman rank correlation across random pairs of runs for both the text collections.

	M1	M2	M3
Constant	2.078 (0.001)	2.011 (0.001)	2.008 (0.001)
Outdegree	0.010 (0.000)	0.010 (0.000)	0.010 (0.000)
# Authors	0.024 (0.000)	0.024 (0.000)	0.024 (0.000)
Age	0.074 (0.000)	0.077 (0.000)	0.076 (0.000)
Length	0.002 (0.000)	0.002 (0.000)	0.002 (0.000)
BoWs	0.000 (0.000)	0.000 (0.000)	0.000 (0.000)
Prog.		0.049 (0.000)	
Prog. Q2			0.105 (0.001)
Prog. Q3			0.045 (0.001)
Prog. Q4			0.137 (0.001)
Log Lik.	-12.923	-12.891	-12.912

Table 10: Poisson regression analysis of citations to scientific abstracts. Each column indicates a model, each row indicates a predictor, and each cell contains the coefficient and, in parentheses, its standard error. Log likelihood is in millions of nats.

	M1	M2	M3
Constant	1.612 (0.003)	1.515 (0.004)	0.963 (0.007)
Outdegree	0.019 (0.000)	0.020 (0.000)	0.019 (0.000)
Age	0.011 (0.000)	0.012 (0.000)	0.017 (0.000)
Length	0.000 (0.000)	0.000 (0.000)	0.000 (0.000)
BoWs	0.000 (0.000)	0.000 (0.000)	0.000 (0.000)
Prog.		0.051 (0.001)	
Prog. Q2			0.577 (0.006)
Prog. Q3			0.615 (0.007)
Prog. Q4			0.745 (0.008)
Log Lik.	-429096	-427724	-423474

Table 11: Poisson regression analysis of citations to legal documents. Each column indicates a model, each row indicates a predictor, and each cell contains the coefficient and, in parentheses, its standard error.

References

- Maria Antoniak and David Mimno. Evaluating the stability of embedding-based word similarities. *Transactions of the Association for Computational Linguistics*, 6:107–119, 2018.
- Robert Bamler and Stephan Mandt. Dynamic word embeddings. In *Proceedings of the 34th International Conference on Machine Learning*, pages 380–389, 2017.
- Herbert Bay, Andreas Ess, Tinne Tuytelaars, and Luc Van Gool. Speeded-up robust features (SURF). *Computer Vision and Image Understanding*, 110(3):346–359, 2008.
- David M Blei and John D Lafferty. Dynamic topic models. In *Proceedings of the 23rd International Conference on Machine Learning*, pages 113–120. ACM, 2006.
- David M Blei, Andrew Y Ng, and Michael I Jordan. Latent dirichlet allocation. *Journal of Machine Learning Research*, 3(Jan):993–1022, 2003.
- Katy Börner, Jeegar T Maru, and Robert L Goldstone. The simultaneous evolution of author and paper networks. *Proceedings of the National Academy of Sciences*, 101(suppl 1):5266–5273, 2004.
- Kevin W Boyack and Richard Klavans. Creation of a highly detailed, dynamic, global model and map of science. *Journal of the Association for Information Science and Technology*, 65(4):670–685, 2014.
- Elia Bruni, Gemma Boleda, Marco Baroni, and Nam-Khanh Tran. Distributional semantics in technicolor. In *Proceedings of the 50th Annual Meeting of the Association for Computational Linguistics: Long Papers-Volume 1*, pages 136–145. Association for Computational Linguistics, 2012.
- Laura Burdick, Jonathan K Kummerfeld, and Rada Mihalcea. Factors influencing the surprising instability of word embeddings. In *Proceedings of the 2018 Conference of the North American Chapter of the Association for Computational Linguistics: Human Language Technologies, Volume 1 (Long Papers)*, pages 2092–2102, 2018.
- A Colin Cameron and Pravin K Trivedi. Regression-based tests for overdispersion in the poisson model. *Journal of Econometrics*, 46(3):347–364, 1990.
- Cristian Danescu-Niculescu-Mizil, Robert West, Dan Jurafsky, Jure Leskovec, and Christopher Potts. No country for old members: User lifecycle and linguistic change in online communities. In *Proceedings of the 22nd International Conference on World Wide Web*, pages 307–318. ACM, 2013.
- Jacob Devlin, Ming-Wei Chang, Kenton Lee, and Kristina Toutanova. Bert: Pre-training of deep bidirectional transformers for language understanding. In *Proceedings of the 2019 Conference of the North American Chapter of the Association for Computational Linguistics: Human Language Technologies, Volume 1 (Long and Short Papers)*, pages 4171–4186, 2019.
- Laura Dietz, Steffen Bickel, and Tobias Scheffer. Unsupervised prediction of citation influences. In *Proceedings of the 24th International Conference on Machine Learning*, pages 233–240. ACM, 2007.
- Ying Ding. Scientific collaboration and endorsement: Network analysis of coauthorship and citation networks. *Journal of informetrics*, 5(1):187–203, 2011.
- Chris Dyer. Notes on noise contrastive estimation and negative sampling. *arXiv preprint arXiv:1410.8251*, 2014.

- Jacob Eisenstein, Brendan O'Connor, Noah A. Smith, and Eric P. Xing. Diffusion of lexical change in social media. *PLOS ONE*, 9(11):1–13, 2014.
- Santo Fortunato, Carl T. Bergstrom, Katy Börner, James A. Evans, Dirk Helbing, Staša Milojević, Alexander M. Petersen, Filippo Radicchi, Roberta Sinatra, Brian Uzzi, Alessandro Vespignani, Ludo Waltman, Dashun Wang, and Albert-László Barabási. Science of science. *Science*, 359(6379), 2018.
- James H Fowler, Timothy R Johnson, James F Spriggs, Sangick Jeon, and Paul J Wahlbeck. Network analysis and the law: Measuring the legal importance of precedents at the US Supreme court. *Political Analysis*, 15(3):324–346, 2007.
- Lea Frermann and Mirella Lapata. A bayesian model of diachronic meaning change. *Transactions of the Association for Computational Linguistics*, 4:31–45, 2016.
- Nikhil Garg, Londa Schiebinger, Dan Jurafsky, and James Zou. Word embeddings quantify 100 years of gender and ethnic stereotypes. *Proceedings of the National Academy of Sciences*, 115(16):3635–3644, 2018.
- Aaron Gerow, Yuening Hu, Jordan Boyd-Graber, David M Blei, and James A Evans. Measuring discursive influence across scholarship. *Proceedings of the National Academy of Sciences*, 115(13):3308–3313, 2018.
- Sean M Gerrish and David M Blei. A language-based approach to measuring scholarly impact. In *Proceedings of the 27th International Conference on Machine Learning*, pages 375–382. Omnipress, 2010.
- Mario Giulianelli, Marco Del Tredici, and Raquel Fernández. Analysing lexical semantic change with contextualised word representations. *To appear in Proceedings of the Association of Computational Linguistics*, 2020.
- Rahul Goel, Sandeep Soni, Naman Goyal, John Paparrizos, Hanna Wallach, Fernando Diaz, and Jacob Eisenstein. The social dynamics of language change in online networks. In *International Conference on Social Informatics*, pages 41–57. Springer, 2016.
- John C Gower and Garnt B Dijksterhuis. *Procrustes problems*, volume 30. Oxford University Press, 2004.
- William H Greene. *Econometric analysis*. Pearson Education, 2003.
- Michael Gutmann and Aapo Hyvärinen. Noise-contrastive estimation: A new estimation principle for unnormalized statistical models. In *Proceedings of the 13th International Conference on Artificial Intelligence and Statistics*, pages 297–304, 2010.
- David Hall, Daniel Jurafsky, and Christopher D Manning. Studying the history of ideas using topic models. In *Proceedings of the 2008 Conference on Empirical Methods in Natural Language Processing*, pages 363–371. Association for Computational Linguistics, 2008.
- William L. Hamilton, Jure Leskovec, and Dan Jurafsky. Cultural shift or linguistic drift? comparing two computational measures of semantic change. In *Proceedings of the 2016 Conference on Empirical Methods in Natural Language Processing*, pages 2116–2121, 2016a.
- William L Hamilton, Jure Leskovec, and Dan Jurafsky. Diachronic word embeddings reveal statistical laws of semantic change. In *Proceedings of the 54th Annual Meeting of the Association for Computational Linguistics (Volume 1: Long Papers)*, pages 1489–1501, 2016b.
- Marc Hassenzahl and Noam Tractinsky. User experience - a research agenda. *Behaviour & Information Technology*, 25(2):91–97, 2006.

- Johannes Hellrich and Udo Hahn. Bad company — neighborhoods in neural embedding spaces considered harmful. In *Proceedings of the 26th International Conference on Computational Linguistics*, pages 2785–2796, December 2016.
- Bryan T Kelly, Dimitris Papanikolaou, Amit Seru, and Matt Taddy. Measuring technological innovation over the long run. *NBER Working Paper*, (w25266), 2018.
- Yoon Kim, Yi-I Chiu, Kentaro Hanaki, Darshan Hegde, and Slav Petrov. Temporal analysis of language through neural language models. In *Proceedings of the ACL 2014 Workshop on Language Technologies and Computational Social Science*, pages 61–65, 2014.
- Vivek Kulkarni, Rami Al-Rfou, Bryan Perozzi, and Steven Skiena. Statistically significant detection of linguistic change. In *Proceedings of the 24th International Conference on World Wide Web*, pages 625–635. International World Wide Web Conferences Steering Committee, 2015.
- Andrey Kutuzov, Lilja Øvrelid, Terrence Szymanski, and Erik Velldal. Diachronic word embeddings and semantic shifts: a survey. In *Proceedings of the 27th International Conference on Computational Linguistics*, pages 1384–1397, 2018.
- Kristina Lerman, Nathan O. Hodas, and Hao Wu. Bounded rationality in scholarly knowledge discovery. *CoRR*, abs/1710.00269, 2017. URL <http://arxiv.org/abs/1710.00269>.
- Omer Levy and Yoav Goldberg. Neural word embedding as implicit matrix factorization. In *Proceedings of the 27th International Conference on Neural Information Processing Systems-Volume 2*, pages 2177–2185. MIT Press, 2014.
- Michael Ley. The DBLP computer science bibliography: Evolution, research issues, perspectives. In *International Symposium on String Processing and Information Retrieval*, pages 1–10. Springer, 2002.
- Marco Lui and Timothy Baldwin. langid.py: An off-the-shelf language identification tool. In *Proceedings of the ACL 2012 System Demonstrations*, pages 25–30. Association for Computational Linguistics, 2012.
- Thang Luong, Richard Socher, and Christopher Manning. Better word representations with recursive neural networks for morphology. In *Proceedings of the Seventeenth Conference on Computational Natural Language Learning*, pages 104–113, 2013.
- Jean-Baptiste Michel, Yuan Kui Shen, Aviva Presser Aiden, Adrian Veres, Matthew K Gray, Joseph P Pickett, Dale Hoiberg, Dan Clancy, Peter Norvig, Jon Orwant, et al. Quantitative analysis of culture using millions of digitized books. *Science*, 331(6014):176–182, 2011.
- Tomas Mikolov, Kai Chen, Greg Corrado, and Jeffrey Dean. Efficient estimation of word representations in vector space. *Proceedings of International Conference on Learning Representations (ICLR)*, 2013a.
- Tomas Mikolov, Ilya Sutskever, Kai Chen, Greg Corrado, and Jeffrey Dean. Distributed representations of words and phrases and their compositionality. In *Proceedings of the 26th International Conference on Neural Information Processing Systems-Volume 2*, pages 3111–3119, 2013b.
- David Mimno. Computational historiography: Data mining in a century of classics journals. *Journal on Computing and Cultural Heritage (JOCCH)*, 5(1):3, 2012.
- Andriy Mnih and Koray Kavukcuoglu. Learning word embeddings efficiently with noise-contrastive estimation. In *Proceedings of the 26th International Conference on Neural Information Processing Systems-Volume 2*, pages 2265–2273, 2013.

- Ramesh M Nallapati, Amr Ahmed, Eric P Xing, and William W Cohen. Joint latent topic models for text and citations. In *Proceedings of the 14th ACM SIGKDD international conference on Knowledge discovery and data mining*, pages 542–550, 2008.
- Alex Rosenfeld and Katrin Erk. Deep neural models of semantic shift. In *Proceedings of the 2018 Conference of the North American Chapter of the Association for Computational Linguistics: Human Language Technologies, Volume 1 (Long Papers)*, pages 474–484, 2018.
- Eyal Sagi, Stefan Kaufmann, and Brady Clark. Tracing semantic change with latent semantic analysis. *Current Methods in Historical Semantics*, 73:161–183, 2011.
- Asaf Shabtai, Yuval Fledel, Uri Kanonov, Yuval Elovici, Shlomi Dolev, and Chanan Glezer. Google Android: A comprehensive security assessment. *IEEE Security & Privacy*, pages 35–44, 2010.
- Arnab Sinha, Zhihong Shen, Yang Song, Hao Ma, Darrin Eide, Bo-june Paul Hsu, and Kuansan Wang. An overview of Microsoft academic service (MAS) and applications. In *Proceedings of the 24th International Conference on World Wide Web*, pages 243–246. ACM, 2015.
- Nina Tahmasebi, Lars Borin, and Adam Jatowt. Survey of computational approaches to diachronic conceptual change. *arXiv preprint arXiv:1811.06278*, 2018.
- Jie Tang, Jing Zhang, Limin Yao, Juanzi Li, Li Zhang, and Zhong Su. Arnetminer: extraction and mining of academic social networks. In *Proceedings of the 14th ACM SIGKDD International Conference on Knowledge Discovery and Data Mining*, pages 990–998. ACM, 2008.
- Elizabeth Closs Traugott and Richard B Dasher. *Regularity in semantic change*, volume 97. Cambridge University Press, 2001.
- Peter D Turney and Patrick Pantel. From frequency to meaning: Vector space models of semantics. *Journal of Artificial Intelligence Research*, 37:141–188, 2010.
- Marc Van Opijneni. Citation analysis and beyond: in search of indicators measuring case law importance. In *Legal Knowledge and Information Systems: JURIX 2012: the 25th Annual Conference*, volume 250, page 95. IOS Press, 2012.
- A Van Raan. Scientometrics: State-of-the-art. *Scientometrics*, 38(1):205–218, 1997.
- Dashun Wang, Chaoming Song, and Albert-László Barabási. Quantifying long-term scientific impact. *Science*, 342(6154):127–132, 2013.
- Xuerui Wang and Andrew McCallum. Topics over time: a non-markov continuous-time model of topical trends. In *Proceedings of the 12th ACM SIGKDD International Conference on Knowledge Discovery and Data Mining*, pages 424–433. ACM, 2006.
- Uriel Weinreich, William Labov, and Marvin Herzog. Empirical foundations for a theory of language change. *Directions for Historical Linguistics*, pages 97–188, 1968.
- Derry Tanti Wijaya and Reyhan Yeniterzi. Understanding semantic change of words over centuries. In *Proceedings of the 2011 International Workshop on Detecting and Exploiting Cultural Diversity on the Social Web*, pages 35–40. ACM, 2011.

- Jian Xu, Yi Bu, Ying Ding, Sinan Yang, Hongli Zhang, Chen Yu, and Lin Sun. Understanding the formation of interdisciplinary research from the perspective of keyword evolution: a case study on joint attention. *Scientometrics*, 117(2):973–995, 2018.
- Erjia Yan. Research dynamics, impact, and dissemination: A topic-level analysis. *Journal of the Association for Information Science and Technology*, 66(11):2357–2372, 2015.
- Zijun Yao, Yifan Sun, Weicong Ding, Nikhil Rao, and Hui Xiong. Dynamic word embeddings for evolving semantic discovery. In *Proceedings of the Eleventh ACM International Conference on Web Search and Data Mining*, pages 673–681. ACM, 2018.
- Dani Yogatama, Michael Heilman, Brendan O’Connor, Chris Dyer, Bryan R. Routledge, and Noah A. Smith. Predicting a scientific community’s response to an article. In *Proceedings of the 2011 Conference on Empirical Methods in Natural Language Processing*, pages 594–604, 2011.