

Scoring Strategic Agents

Ian Ball*

10 October 2023

Abstract

I introduce a model of predictive scoring. A receiver wants to predict a sender’s quality. An intermediary observes multiple features of the sender and aggregates them into a score. Based on the score, the receiver makes a decision. The sender wants the most favorable decision, and she can distort each feature at a privately known cost. I characterize the most accurate scoring rule. This rule underweights some features to deter sender distortion, and overweights other features so that the score is correct on average. The receiver prefers this scoring rule to full disclosure because information aggregation mitigates his commitment problem.

Keywords: scoring, multidimensional signaling, screening, intermediation

JEL Codes: C72, D82, D83, D86.

*MIT Department of Economics, ianball@mit.edu. This paper was previously circulated with the title “Incentive-Compatible Prediction.” An earlier version of this paper appeared as the first chapter of my Ph.D. dissertation at Yale. For continual guidance, I thank my advisor Dirk Bergemann and my committee members Larry Samuelson and Johannes Hörner. For helpful comments, I thank Nageeb Ali, Isaiah Andrews, Simon Board, Alessandro Bonatti, Tilman Börgers, Hector Chade, Gonzalo Cisternas, Joyee Deb, Jeff Ely, José-Antonio Espín-Sánchez, Mira Frick, Marina Halac, Rick Harbaugh, Tibor Heumann, Ryota Iijima, Navin Kartik, Deniz Kattwinkel, Jan Knoepfle, Soonwoo Kwon, Patrick Lahr, Stephan Laueremann, Ro’ee Levy, Xiangliang Li, Heng Liu, Niccolò Lomys, Erik Madsen, George Mailath, Chiara Margaria, Idione Meneghel, Meg Meyer, Konrad Mierendorff, Weicheng Min, Stephen Morris, Xiaosheng Mu, Miquel Oliu-Barton, Juan Ortner, Yujie Qian, Tim Roughgarden, Anna Rubinchik, Grant Schoenebeck, Eran Shmaya, Nicholas Snashall-Woodhams, Suk Joon Son, Rani Spiegler, Philipp Strack, Juuso Välimäki, Nisheeth Vishnoi, Allen Vong, Conor Walsh, Xinyang Wang, and Weijie Zhong.

1 Introduction

As data sources proliferate, predictive scores are increasingly used to guide important decisions. Banks use credit scores to set the terms of loans; judges use defendant risk scores to set bail; and online platforms score sellers, businesses, and job-seekers. We now live in a “scored society” (Citron and Pasquale, 2014). These scores have a common structure: an intermediary gathers data about an agent from different sources and then aggregates the agent’s features into a score that predicts a quality of interest. For example, a FICO credit score aggregates features such as credit utilization rate and length of credit history in order to predict a consumer’s creditworthiness.¹

Predictive scoring is not only a statistical problem. Strategic manipulation presents an additional challenge, commonly known as Goodhart’s law (Goodhart, 1975). An agent who understands the scoring rule can distort her features to improve her score, without changing her quality, thus undermining the accuracy of the score. For example, a consumer can spread her spending across multiple credit cards to lower her credit utilization rate, without reducing her risk of default. “The scoring models may not be telling us the same thing that they have historically,” according to Mark Zandi, chief economist at Moody’s, “because people are so focused on their scores and working hard to get them up.”² Across different contexts, whenever scores influence high-stakes decisions, these scores tend to be manipulated.³ In the presence of such strategic behavior, what scoring rule induces the most accurate decisions?

To answer this question, I build a model of predictive scoring. There are three players: sender (she), intermediary, and receiver (he). The sender is the agent being scored. The receiver wants to predict the *quality* of the sender. The intermediary observes multiple manipulable *features* of the sender, and commits to a rule for aggregating these features into a score (from an

¹According to FICO, its scores are used in 90% of U.S. lending decisions (<https://ficoscore.com>).

²“How More Americans Are Getting a Perfect Credit Score,” *Bloomberg*, August 14, 2017.

³For instance, hospitals admit healthy patients to improve their scorecards, and law schools hire their own graduates to boost their US News rankings; see Ederer et al. (2018).

unrestricted set). The receiver sees this score and makes a decision. He wants his decision to match the sender's quality. The sender wants the most favorable decision, and she can distort each of her features at a cost. For each feature, the sender has two kinds of private information. The *intrinsic level* is the value the feature would take if the sender did not distort it. The *distortion ability* parameterizes the sender's cost of distorting that feature. The sender's quality is correlated with the intrinsic levels of the features.

The intermediary designs the scoring rule to minimize the mean squared error between the receiver's decision and the sender's quality. If the sender's features were exogenous, then predicting her quality would be a purely statistical problem. Instead, the intermediary must consider how the scoring rule motivates the sender to distort her features. Formally, each scoring rule induces a different game between the sender and receiver.

My main contribution is introducing and analyzing this model of scoring, which lies between signaling and screening in the level of commitment afforded to the receiver. I analyze all three settings, in order of increasing commitment: signaling, scoring, and then screening.

First, I consider a *signaling* setting without the intermediary. The receiver observes the sender's features, which serve as signals of the sender's quality. This signaling setting gives a lower bound on the intermediary's payoff from optimal scoring since full disclosure is a feasible scoring rule.

In the signaling game, the sender's distortion can interfere with the receiver's prediction of the sender's quality. I first show that the signaling game has exactly one equilibrium in linear strategies (Theorem 1). In this equilibrium, the sender distorts each feature in proportion to her distortion ability. If distortion ability is homogeneous in the population, then every sender type distorts her features by the same amount. The receiver anticipates this distortion and subtracts it in order to recover the sender's intrinsic levels. If distortion ability is heterogeneous, however, each feature confounds the sender's intrinsic level with her distortion ability. The receiver cannot distinguish a sender with a high intrinsic level and low distortion ability from a sender with a lower intrinsic level but higher distortion ability.

Next, I return to the main *scoring* setting in which the receiver learns about the sender’s quality only through the intermediary’s score. While more information always helps a decisionmaker acting in isolation, here information aggregation can improve the receiver’s predictions by mitigating a commitment problem. To illustrate this problem, suppose that the receiver tried to discourage distortion by making his decision less sensitive to the sender’s features. In response, the sender would distort her features less. Her features would then be more informative about her quality, so the receiver would want to make his decision *more* sensitive to them.

I restrict attention to linear scoring rules. First, I characterize the type distributions under which optimal scoring yields strictly more accurate decisions than does the signaling equilibrium (Theorem 2). My condition holds generically. Under a further restriction on the covariance structure—termed uncorrelated errors—I analyze the scoring rule feature-by-feature (Theorem 3). When the signaling and scoring solutions differ, the optimal scoring rule underweights some features in order to deter sender distortion, and it overweights other features so that the score remains correct on average. A feature is more underweighted if distortion ability is more heterogeneous or if the intrinsic level is more informative of quality. If the receiver could observe the sender’s features ex post, he would choose a different decision, but from the score alone he cannot disentangle the value of each feature.

Finally, I consider a *screening* setting in which the receiver can commit to his decision as a function of the sender’s features. Again, I focus on linear rules. As the receiver’s commitment increases—from no commitment (signaling) to information commitment (scoring) to decision commitment (screening)—the information loss from the sender’s distortion decreases (Theorem 4). With uncorrelated errors, each feature weight under the screening rule is smaller than the corresponding weight under the scoring rule (Theorem 5). Therefore, the average distortion costs for the sender are lower under screening than under scoring.

The rest of the paper is organized as follows. Section 1.1 discusses related literature. Section 2 presents the model of predictive scoring. Sections 3

to 5 study signaling, scoring, and screening, respectively. Section 6 shows that random linear scores cannot outperform the deterministic linear scores considered in the main model. The conclusion is in Section 7. Proofs are in Appendix A. Appendix B contains an additional result about nonlinear equilibria of the signaling game.

1.1 Related literature

The scoring problem that I consider is interesting only in signaling settings with (a) multiple signals/features and (b) sender preferences that violate single-crossing. Previous signaling models have allowed (a) or (b) separately, but not together. The classical multi-dimensional signaling environments in [Engers \(1987\)](#) and [Quinzii and Rochet \(1985\)](#) admit fully separating equilibria, so there is no scope for intermediation to improve information transmission. The closest work on signaling without single-crossing considers a single signal, with a linear-quadratic-Gaussian/elliptical (LQG/E) structure ([Fischer and Verrecchia, 2000](#); [Bénabou and Tirole, 2006](#); [Gesche, 2021](#); [Frankel and Kartik, 2019](#)).⁴ The equilibria in these models are not fully separating, but with only one signal, there is no scope for signal *aggregation* by an intermediary.

Few papers have studied scoring as a form of intermediation. The closest paper is [Bonatti and Cisternas \(2020\)](#). In their model, a sequence of monopolists price-discriminate using a score that aggregates noisy measurements of past purchase quantities. Scores that overweight the distant past can improve information transmission. The driver of information loss in their model is exogenous noise, not a failure of single-crossing.⁵ In single-dimensional signaling games, [Rick \(2013\)](#) and [Whitmeyer \(2020\)](#) study the effect of garbling the signal over a noisy channel.⁶

My screening setting differs from classical work on screening because the

⁴[Frankel and Kartik \(2019\)](#) also considers a discrete “2 by 2 model.”

⁵[Segura-Rodriguez \(2021\)](#) studies the profit-maximizing sale of scores that aggregate multi-dimensional consumer data, but the consumer data is exogenous. He focuses instead on screening the data buyer, who has private information.

⁶In a moral hazard setting, [Crémer \(1995\)](#) shows that a principal may prefer a less accurate monitoring technology so that she finds it sequentially rational to refuse to renegotiate.

screened agent chooses costly actions, rather than cheap talk messages. The contemporaneous paper of [Frankel and Kartik \(2022\)](#) compares screening and signaling in the single-feature LQE setting from [Frankel and Kartik \(2019\)](#). They show that the receiver benefits from committing to under-react to the sender’s feature in order to discourage distortion.⁷ I will compare my results with theirs throughout the paper. If the receiver faces a binary decision, it may be optimal to commit to an ex-post suboptimal threshold in order to change the sender’s incentives for evidence manipulation ([Martinez-Gorricho and Oyarzun, 2023](#)), signal-jamming ([Cunningham and Moreno de Barreda, 2019](#)), or feature modification in a classification algorithm ([Dalvi et al., 2004](#); [Hardt et al., 2016](#); [Hu et al., 2019](#)). Finally, in a field experiment, [Björkegren et al. \(2023\)](#) design a scoring rule by estimating the parameters of a screening model similar to mine. This rule outperforms an alternative rule that is trained without considering strategic manipulation.

The intermediary in my model controls information about the sender’s endogenous features. In the literature on information design, by contrast, the state is generally exogenous. There are a few exceptions. In [Boleslavsky and Kim \(2021\)](#), [Rodina and Farragut \(2020\)](#), [Mekerishvili \(2018\)](#), and [Zapechelnyuk \(2020\)](#), the designer simultaneously persuades the receiver and motivates the sender to exert effort.⁸ [Rodina \(2020\)](#) and [Hörner and Lambert \(2021\)](#) solve for effort-maximizing feedback in [Holmström’s \(1999\)](#) career concerns model. In my model, the objective is not to encourage productive effort, but rather to discourage unproductive distortion.

⁷[Duffie and Dworczak \(2021\)](#) study the optimal transaction-size weighting of financial benchmarks in the presence of potential manipulation by traders.

⁸[Perez-Richet and Skreta \(2022\)](#) study persuasion with a different model of distortion. The sender can falsify the input to the designer’s chosen test.

2 A model of predictive scoring

2.1 Setting

There are three players. The agent being scored is called the sender (she). An intermediary (it) commits to a rule that maps the sender’s feature vector into a score. A receiver (he) observes this score and makes a decision.

The receiver wants to predict the sender’s *quality* $\theta \in \mathbf{R}$. The receiver makes a decision $y \in \mathbf{R}$, and his utility u_R is given by

$$u_R = -(y - \theta)^2.$$

Thus, the receiver matches his decision with his posterior expectation of θ .

The sender has k manipulable *features*, labeled $j = 1, \dots, k$, where $k \geq 1$. For each feature j , the sender privately knows her *intrinsic level* $\eta_j \in \mathbf{R}$ and her *distortion ability* $\delta_j \in \mathbf{R}_+$. (As a mnemonic, η is for *intrinsic* and δ is for *distortion*.) The intrinsic levels η_j are correlated with the quality θ —the joint distribution is specified in Section 2.2. The sender does not observe her quality θ .⁹

For each feature j , the sender chooses distortion $d_j \in \mathbf{R}$. Feature j takes the value

$$x_j = \eta_j + d_j.$$

The sender’s utility u_S is given by

$$u_S = y - (1/2) \sum_{j=1}^k d_j^2 / \delta_j.$$

The sender wants the decision y to be high, and she experiences a quadratic cost from distorting each feature. The higher the sender’s distortion ability δ_j , the lower is her marginal cost of distorting feature j . If $\delta_j = 0$, the sender cannot distort feature j , so $x_j = \eta_j$.¹⁰

⁹The equilibria I construct would remain equilibria if the sender observed θ .

¹⁰For $\delta_j = 0$, the sender’s utility is defined by the limit as δ_j converges downward to 0.

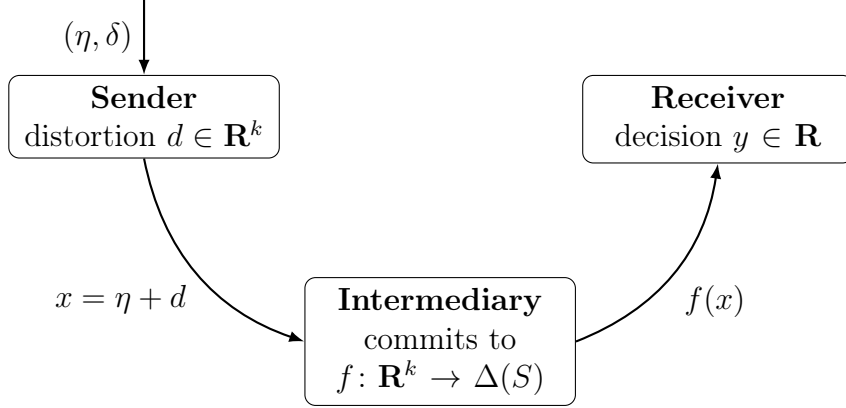


Figure 1. Flow of information

The intermediary, unlike the sender and receiver, has commitment power. Initially, the intermediary commits to a score set S and a scoring rule

$$f: \mathbf{R}^k \rightarrow \Delta(S),$$

which assigns to each realized feature vector x a random score in S .¹¹ The score set S is not restricted, but I will show that there is no loss in taking S equal to \mathbf{R} , the receiver's decision space. The intermediary has the same utility function as the receiver, so it wants the receiver's decision to be as accurate as possible (in the sense of minimizing mean squared error). An interpretation is that the intermediary is a monopolist who sells a scoring service to the receiver and can extract a fixed share of the receiver's surplus.

The intermediary's scoring rule induces a game between the sender and the receiver. Figure 1 illustrates the flow of information in this game. The sender observes her private type (η, δ) and then chooses how much to distort each feature. Her distorted feature vector x is observed by the intermediary. The intermediary assigns the score $f(x)$ and passes it to the receiver. Crucially, the receiver does not observe the feature vector x . From the score $f(x)$, the

¹¹The intermediary in my model directly observes payoff-relevant choices by the sender. By contrast, a classical mediator elicits cheap talk reports (Aumann, 1974; Myerson, 1982, 1986; Forges, 1986).

receiver updates his beliefs about the sender's quality θ and makes a decision y . Finally, payoffs are realized.

2.2 Elliptical distribution

The $(1 + 2k)$ -vector (θ, η, δ) follows an elliptical distribution satisfying $\delta \geq 0$. The second moments are finite. Denote the mean and variance of (θ, η, δ) by

$$\mu = \begin{bmatrix} \mu_\theta \\ \mu_\eta \\ \mu_\delta \end{bmatrix} \quad \text{and} \quad \Sigma = \begin{bmatrix} \sigma_\theta^2 & \Sigma_{\theta\eta} & \Sigma_{\theta\delta} \\ \Sigma_{\eta\theta} & \Sigma_{\eta\eta} & \Sigma_{\eta\delta} \\ \Sigma_{\delta\theta} & \Sigma_{\delta\eta} & \Sigma_{\delta\delta} \end{bmatrix}.$$

The family of elliptical distributions generalizes the multivariate Gaussian. For multivariate Gaussian distributions, (i) the isodensity curves are concentric ellipsoids centered at the mean, and (ii) along any ray emanating from the mean, the density decays exponentially in the squared distance. Elliptical distributions retain property (i) but relax property (ii) to allow for any normalized radial density function.¹² In particular, the elliptical family includes distributions satisfying the sign restriction $\delta \geq 0$ (which jointly restricts μ , Σ , and the radial density function). One such example is a uniform distribution on the interior of a suitable ellipsoid. In general, any elliptical distribution can be truncated so that it is supported inside any chosen isodensity ellipsoid. The truncated distribution remains elliptical.

Elliptical distributions are the most general class with the linear conditional expectations property; see the monograph of [Fang et al. \(1989\)](#). Denote the regression coefficient vector from regressing a random variable Y on a random vector X by $\text{reg}(Y|X) = \text{var}^{-1}(X) \text{cov}(Y, X)$, provided that X and Y have finite second moments and $\text{var}(X)$ has full rank.

Lemma 1 (Linear conditional expectations)

¹²In fact, an elliptical distribution need not have a density. Formally, a random vector X is elliptical if there exists a vector μ , a positive semidefinite matrix Σ , and a function ϕ such that $\mathbf{E}[e^{it^T(X-\mu)}] = \phi(t^T\Sigma t)$ for all real vectors t ; see [Cambanis et al. \(1981\)](#).

Let $X = A\eta + B\delta$ for some matrices A and B . If $\text{var}(X)$ has full rank, then

$$\mathbf{E}[\theta|X] = \mathbf{E}[\theta] + \text{reg}^T(\theta|X)(X - \mathbf{E}[X]).$$

The regression on the right side is always the best *linear* prediction of θ from X . This regression is the best *unrestricted* prediction if (θ, η, δ) is elliptical.

Lastly, I impose standing assumptions on the covariance.

Assumptions (Covariance)

- A1. $\Sigma_{\eta\theta} \neq 0$.
- A2. $\Sigma_{\eta\eta} - \Sigma_{\eta\delta}\Sigma_{\delta\delta}^\dagger\Sigma_{\delta\eta}$ has full rank.¹³
- A3. $\Sigma_{\delta\delta}$ is componentwise nonnegative.
- A4. $\Sigma_{\delta\theta} = 0$ and $\Sigma_{\delta\eta} = 0$.

The first two assumptions are technical. Assumption A1 ensures that at least one of the sender's intrinsic levels provides relevant information about her quality θ . In Assumption A2, the matrix expression is proportional to the conditional variance of η given δ .¹⁴ I require this matrix to have full rank so that the distorted feature vector is guaranteed to be nondegenerate.

The next two assumptions are more substantive. Assumption A3 says that the sender's distortion abilities on different features are nonnegatively correlated. Assumption A4 says that the sender's distortion abilities are not correlated with her quality or with her intrinsic levels. This stylized assumption keeps the analysis tractable, and it captures the motivation that the sender's intrinsic levels are what convey information about her quality.

¹³Here, $\Sigma_{\delta\delta}^\dagger$ denotes the Moore–Penrose inverse of $\Sigma_{\delta\delta}$.

¹⁴For general elliptical distributions, the conditional variance $\text{var}(\eta|\delta)$ is random, but every realization is a scalar multiple of $\Sigma_{\eta\eta} - \Sigma_{\eta\delta}\Sigma_{\delta\delta}^\dagger\Sigma_{\delta\eta}$ (Cambanis et al., 1981, Corollary 5).

3 Signaling without the intermediary

For this section, drop the intermediary and suppose that the receiver directly observes the sender’s distorted feature vector. The sender and receiver play a signaling game, with features as signals. This signaling setting gives a lower bound on the intermediary’s payoff from optimal scoring since full disclosure is a feasible scoring rule.

3.1 Linear equilibrium characterization

In the signaling game, (pure) strategies are defined as follows. Let T denote the support of (η, δ) . A distortion strategy for the sender is a map $d: T \rightarrow \mathbf{R}^k$, which assigns a distortion vector to each sender type. A decision strategy for the receiver is a map $y: \mathbf{R}^k \rightarrow \mathbf{R}$, which assigns a decision to each feature vector.

I focus on *linear equilibria*, i.e., Bayes–Nash equilibria in which each player’s strategy is linear (technically affine).¹⁵ Suppose that the receiver uses the linear strategy

$$y(x) = b_0 + b^T x,$$

for some intercept b_0 and coefficient vector $b = (b_1, \dots, b_k)$. Given this strategy, the sender’s utility from distortion vector d is

$$b_0 + b^T(\eta + d) - (1/2) \sum_{j=1}^k d_j^2 / \delta_j.$$

This expression is strictly concave in d and additively separable across features. The marginal benefit of distorting feature j equals b_j ; the marginal cost equals d_j / δ_j . Equating these expressions yields the sender’s best response: $d_j(\eta, \delta) = b_j \delta_j$ for each j . That is, $d(\eta, \delta)$ is the componentwise product $b \circ \delta$.

¹⁵The sign restriction $\delta \geq 0$, combined with the elliptical symmetry of (η, δ) , forces (η, δ) to have bounded support. Hence, some feature vectors are off-path. For some parameter values, the linear equilibrium outcome can be achieved as a perfect Bayesian equilibrium for some choice of off-path beliefs. See Appendix A.2 for a detailed discussion of linear equilibria and alternative solution concepts.

If the sender plays this best response $d(\eta, \delta) = b \circ \delta$, then her feature vector equals $\eta + b \circ \delta$. The equilibrium condition is

$$b_0 + b^T(\eta + b \circ \delta) = \mathbf{E}[\theta | \eta + b \circ \delta]. \quad (1)$$

This is an equality between random variables. The left side is the decision specified by the receiver's strategy. The right side is the receiver's posterior expectation of θ upon seeing the sender's feature vector. The intercept b_0 does not affect the sender's incentives, and it is pinned down by b (since the expected decision must equal μ_θ). Hereafter I mention only the coefficient vector b . By the linear conditional expectations property (Lemma 1), the linear equilibrium condition reduces to the regression equation

$$b = \text{reg}(\theta | \eta + b \circ \delta). \quad (2)$$

The variance of $\eta + b \circ \delta$ is quadratic in b , so (2) is cubic.¹⁶ Nevertheless, the covariance assumptions guarantee that (2) has a unique solution.

Theorem 1 (Existence and uniqueness)

The signaling game has exactly one linear equilibrium.

The only covariance assumption required for existence is A2, which gives a uniform lower bound on $\text{var}(\eta + b \circ \delta)$. Therefore, the regression vector $\text{reg}(\theta | \eta + b \circ \delta)$ is bounded, so existence follows from Brouwer's fixed point theorem.

Uniqueness uses the substantive covariance assumptions A3 and A4. The intuition is clearest with a single feature ($k = 1$). In that case, the equilibrium condition (2) becomes

$$b = \frac{\sigma_{\theta\eta}}{\sigma_\eta^2 + b^2\sigma_\delta^2}.$$

¹⁶This contrasts with other linear-quadratic settings. In classical linear-quadratic coordination games (Morris and Shin, 2002) and their generalization in Lambert et al. (2018), the equilibrium condition is linear because signals are exogenous. In Kyle (1985), the signal is endogenous, but the sensitivity of the sender's (insider's) best response is *inversely* proportional to the sensitivity of the receiver's (market maker's) strategy. As a result, the equilibrium condition is quadratic.

Consider an equilibrium with coefficient b^* . Suppose $\sigma_{\theta\eta} > 0$. Thus, $b^* > 0$. If the receiver increases the coefficient from b^* to b , then the sender's best response is to distort her feature more. This makes her feature less informative, so the receiver's best response is *less* sensitive:

$$\text{reg}(\theta|\eta + b \circ \delta) < \text{reg}(\theta|\eta + b^* \circ \delta) = b^* < b.$$

Symmetrically, if the receiver reduces the coefficient from b^* to some b in $(0, b^*)$, then the sender's best response is to distort less, making the receiver's best response *more* sensitive. If there are multiple uncorrelated features, then this argument can be applied componentwise.

In the general case with multiple correlated features, the regression weight on one feature depends on the sender's distortion on all features. I show that a coefficient vector is a linear equilibrium if and only if it minimizes the function

$$\Phi(b) = \text{var}(b^T \eta - \theta) + (1/2) \text{var}(b^T (b \circ \delta)).$$

This function is strictly convex, so it has at most one minimizer. The function Φ is similar to a potential function (Rosenthal, 1973; Monderer and Shapley, 1996).¹⁷ The factor of 1/2 in the second term of Φ isolates the marginal effect of the *receiver's* strategy on the squared decision error; the other half is due to the *sender's* best response.

3.2 Information loss from distortion

Let β denote the regression vector $\text{reg}(\theta|\eta)$. If the receiver could observe the sender's type (η, δ) , he would form the posterior expectation

$$\mathbf{E}[\theta|\eta, \delta] = \beta_0 + \beta^T \eta,$$

¹⁷Recall that a best-response potential game is best-response equivalent to an *identical interest* game; see Voorneveld (2000). Here, if the sender and receiver are restricted to linear strategies, then the signaling game is best-response equivalent to a *zero-sum* game. In this zero-sum game, each player's utility function is concave, so it can be shown that continuous best-response dynamics converge to the unique linear equilibrium; see Barron et al. (2010), which generalizes Hofbauer and Sorin (2006).

where $\beta_0 = \mu_\theta - \beta^T \mu_\eta$. An equilibrium is *fully informative* if the receiver's decision coincides with $\mathbf{E}[\theta|\eta, \delta]$.¹⁸

Proposition 1 (Fully informative equilibrium)

In the signaling game, the unique linear equilibrium is fully informative if and only if $(\beta \circ \beta)^T \delta$ is constant, i.e., $(\beta \circ \beta)^T \Sigma_{\delta\delta}(\beta \circ \beta) = 0$.

If the distortion ability vector δ is homogeneous in the population, then the equilibrium is fully informative. Without uncertainty about the sender's distortion ability, the sender's distortion best response can be perfectly anticipated and subtracted to recover the intrinsic levels. Even if the distortion best response $\beta \circ \delta$ to the coefficient vector β cannot be perfectly anticipated, as long as its contribution $\beta^T(\beta \circ \delta)$ to the decision can be anticipated, there is no information loss.

If the signaling equilibrium is fully informative, then in the scoring setting the intermediary can do no better than fully revealing the sender's full feature vector. Therefore, I am primarily interested in the case in which $\Sigma_{\delta\delta}$ has full rank. In this case, Proposition 1 guarantees that the unique linear equilibrium in the signaling game is not fully informative. In fact, there is no fully informative Bayes–Nash equilibrium, linear or otherwise; see Appendix B.

How does the receiver's utility in the unique linear equilibrium depend on the utility weight that the sender places on the decision? Following Frankel and Kartik (2019), suppose that the sender's utility equals

$$\alpha y - (1/2) \sum_{j=1}^k d_j^2 / \delta_j,$$

where $\alpha > 0$. Call α the sender's *stake* in the decision. Dividing the sender's utility by α does not change her preferences, so the model with stake α is equivalent to the baseline model with distortion ability $\alpha\delta$ in place of δ , or equivalently, distortion variance $\alpha^2 \Sigma_{\delta\delta}$ in place of $\Sigma_{\delta\delta}$.

¹⁸Redefining θ to equal $\mathbf{E}[\theta|\eta, \delta]$ would not change our analysis. It would only translate the utilities of the intermediary and the receiver.

Proposition 2 (Stakes and information loss)

If $\Sigma_{\delta\delta}$ has full rank, then the receiver’s signaling utility is strictly decreasing in the sender’s stake.

That is, the receiver’s equilibrium decision becomes less accurate as stakes increase. Fixing a strategy for the receiver, it is clear that with higher stakes the sender’s best response adds more noise to the feature vector, reducing decision accuracy. But with higher stakes, the receiver’s equilibrium strategy also changes. I show that the change in the receiver’s strategy is not large enough to offset the direct effect of the increased stakes.

Frankel and Kartik (2019, Proposition 4, p. 1761) establish the same conclusion as Proposition 2 in their single-feature signaling setting.¹⁹ With multiple features, the comparative statics are more subtle. One might expect that increasing $\Sigma_{\delta\delta}$ in the positive semidefinite order (which is equivalent to scaling up $\Sigma_{\delta\delta}$ if $k = 1$) would reduce the receiver’s equilibrium utility, but this does not hold in general; see the counterexample in Appendix A.6.

4 Scoring

Now I return to the scoring model with the intermediary. I first characterize the linear decision rules that the intermediary can induce. Then I maximize the intermediary’s objective over this set, and I analyze the optimal weight placed on each feature.

4.1 Revelation principle and obedience

Each scoring rule $f: \mathbf{R}^k \rightarrow \Delta(S)$ induces a game between the sender and receiver. In this game, the sender chooses a (mixed) strategy $d: T \rightarrow \Delta(\mathbf{R}^k)$

¹⁹Their result allows for nonnegative correlation between the agent’s intrinsic level (which equals quality) and distortion ability. Fischer and Verrecchia (2000, Corollary 1, p. 238–239) give an equivalent result, assuming zero correlation. To keep my multi-feature model tractable, I rule out correlation between the intrinsic levels and the distortion abilities; see Assumption A4.

and the receiver chooses a (mixed) strategy $y: S \rightarrow \Delta(\mathbf{R})$. The intermediary's score set S is unrestricted, but the logic of the revelation principle from [Myerson \(1986\)](#) shows that there is no loss in restricting to direct, obedient scoring rules. That is, scores are decision recommendations that the receiver is willing to obey.

As in the signaling benchmark, I restrict attention to equilibria in which the receiver's decision is a linear function of the sender's feature vector. Formally, I restrict attention to scoring rule–equilibrium pairs $(f; d, y)$ for which $y \circ f$ is a deterministic linear function from \mathbf{R}^k to \mathbf{R} .²⁰ This restriction keeps the problem tractable, and it ensures that the comparison between scoring and signaling isolates the effect of intermediation (rather than nonlinearity).

Once I impose this substantive linearity restriction, the revelation principle says that there is no *further* loss in restricting attention to obedient scoring rules $f: \mathbf{R}^k \rightarrow \mathbf{R}$ of the form

$$f(x) = b_0 + b^T x,$$

for some intercept b_0 and coefficient vector $b = (b_1, \dots, b_k)$. As in the signaling game, the sender's best response is $d(\eta, \delta) = b \circ \delta$. The receiver's obedience condition is

$$b_0 + b^T(\eta + b \circ \delta) = \mathbf{E}[\theta | b_0 + b^T(\eta + b \circ \delta)]. \quad (3)$$

The right side is the receiver's posterior expectation of θ upon seeing the score. This condition is weaker than the signaling equilibrium condition (1) because the receiver has less information. Suppose that there are multiple features ($k > 1$). In feature space \mathbf{R}^k , the level curves of the scoring rule are parallel hyperplanes normal to the coefficient vector b . The receiver forms his posterior expectation knowing only the hyperplane on which the sender's feature vector lies.

By the linear conditional expectations property (Lemma 1), condition (3)

²⁰If the expected score is required to be a linear function of the features, then random scoring is suboptimal. See Section 6.

holds if and only if either $b = 0$ or else $b \neq 0$ and

$$1 = \text{reg}(\theta | b^T(\eta + b \circ \delta)), \quad (4)$$

where b_0 is not mentioned since it is determined by b . Thus, obedience pins down the regression coefficient on the score. By contrast, the signaling equilibrium condition matches the regression coefficient on every feature.²¹

4.2 Optimal scoring

I maximize the intermediary's objective over the space of obedient linear scoring rules. Obedience implies that the mean decision error is zero, so the mean squared error reduces to the variance. After reformulating the obedience condition (3) in terms of covariances, the intermediary's problem becomes

$$\begin{aligned} & \text{minimize} && \text{var}(b^T(\eta + b \circ \delta) - \theta) \\ & \text{subject to} && \text{var}(b^T(\eta + b \circ \delta)) = \text{cov}(b^T(\eta + b \circ \delta), \theta). \end{aligned} \quad (5)$$

Proposition 3 (Scoring existence and uniqueness)

The scoring problem (5) has exactly one solution.

Denote the solution of (5) by b^{score} . Let b^{signal} denote the coefficient vector in the unique linear signaling equilibrium. The vector b^{signal} is a feasible point in (5), but it is generally suboptimal.

Theorem 2 (Scoring versus signaling)

The following are equivalent:

- (i) $b^{\text{signal}} = b^{\text{score}}$;
- (ii) b^{signal} is a scalar multiple of β ;
- (iii) $\text{diag}(\beta)\Sigma_{\delta\delta}(\beta \circ \beta)$ is a scalar multiple of $\Sigma_{\eta\theta}$.

²¹With a single feature ($k = 1$), conditions (4) and (2) are equivalent. In this case, the only difference between scoring and signaling is that scoring allows $b = 0$, i.e., providing no information.

Recall that $b^{\text{signal}} = \text{reg}(\theta|\eta + b^{\text{signal}} \circ \delta)$ and $\beta = \text{reg}(\theta|\eta)$. Thus, condition ii says that

$$\text{reg}(\theta|\eta + b^{\text{signal}} \circ \delta) = \lambda \text{reg}(\theta|\eta),$$

for some scalar λ (which will necessarily be between 0 and 1). This is a symmetry condition. It means that in the signaling equilibrium, the sender's distortion dampens the informativeness of every feature by the same factor. Condition iii expresses this condition in terms of primitives.

With multiple features, the symmetry condition is a knife-edge case. Generically, scoring strictly improves upon signaling—the intermediary can adjust the weights to improve information transmission, while preserving obedience. With a single feature, the symmetry condition holds automatically, so signaling and scoring coincide. Indeed, any nontrivial linear function of a single feature is fully revealing, so the receiver has the same information as in the signaling setting.²²

Proposition 4 (Scoring comparative statics)

*The receiver's scoring utility is decreasing in the variance $\Sigma_{\delta\delta}$.*²³

This is the intuitive result that failed for the signaling setting; see Appendix A.6. Consider any obedient scoring rule. If the variance $\Sigma_{\delta\delta}$ decreases, then the original scoring coefficient vector can be scaled up until it satisfies the new obedience condition. This scaling makes the score strictly more informative, so the receiver's payoff increases.

4.3 Setting with uncorrelated errors

In order to compare scoring and signaling feature-by-feature, I consider the following setting of *uncorrelated errors*, which is a special case of the main model. The sender's quality θ is normalized to have unit variance. The intrinsic level

²²This equivalence relies on the restriction to linear rules. Even in the single-dimensional case, nonlinear rules can partially garble the sender's feature.

²³ Let \succeq and \succ denote the positive semidefinite and positive definite matrix orders. A real-valued function h acting on symmetric square matrices is *decreasing* if (i) $A \succeq B$ implies $h(A) \leq h(B)$, and (ii) $A \succ B$ implies $h(A) < h(B)$.

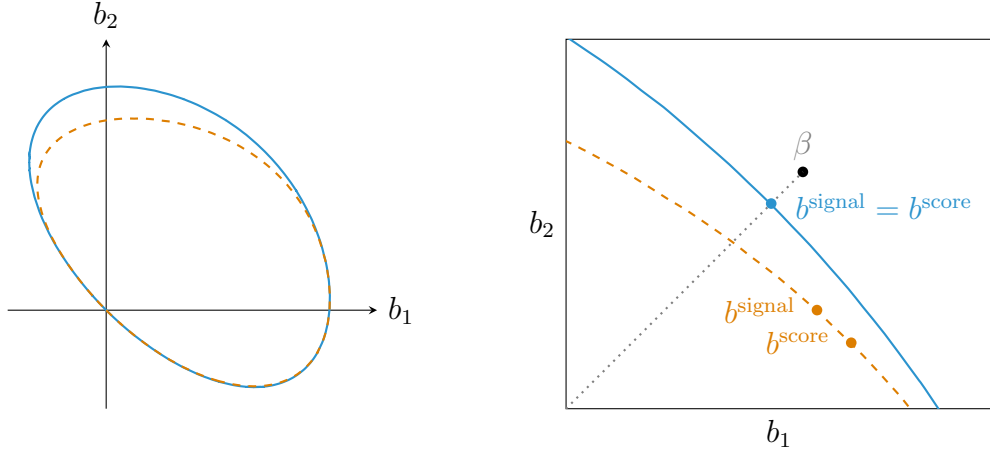


Figure 2. *Left:* Obedient coefficient vectors for two different parameter values. *Right:* Optimal scoring rule and signaling equilibrium.

of each feature j is given by

$$\eta_j = \theta + \varepsilon_j.$$

Thus, the vector (θ, η, δ) is determined by the vector $(\theta, \varepsilon_1, \dots, \varepsilon_k, \delta_1, \dots, \delta_k)$, which is elliptically distributed with uncorrelated components and satisfies $\delta \geq 0$. This setting is parametrized by the strictly positive variances $\sigma_{\varepsilon,j}^2 = \text{var}(\varepsilon_j)$ and $\sigma_{\delta,j}^2 = \text{var}(\delta_j)$ for each feature j . The parameter $\sigma_{\varepsilon,j}$ controls the imprecision of the intrinsic level, and $\sigma_{\delta,j}$ controls the heterogeneity of the distortion ability.

As a running example, suppose there are two features, with $\sigma_{\varepsilon,1} = \sigma_{\varepsilon,2} = 1$ and $\sigma_{\delta,1} = 1$. The final parameter $\sigma_{\delta,2}$ will vary. The left panel of Figure 2 plots the set of obedient coefficient vectors for the symmetric case $\sigma_{\delta,2} = 1$ (solid blue) and an asymmetric case $\sigma_{\delta,2} = 2$ (dashed orange). Both curves pass through the origin, which corresponds to the completely uninformative policy. As $\sigma_{\delta,2}$ increases from the symmetric case to the asymmetric case, distortion ability becomes more heterogeneous and the curve shrinks inward. If the intermediary uses a scoring rule with a coefficient vector inside the curve, and the sender best responds, then the receiver's best response is a linear function of the score with slope strictly greater than 1. Conversely, if the intermediary's coefficient vector is outside the curve, and the sender best

responds, then the receiver's best response is a linear function of the score with slope strictly less than 1 (and possibly negative).

The right panel of Figure 2 magnifies a portion of the left panel. I label the vectors b^{signal} and b^{score} (for both sets of parameters) and the regression vector $\beta = (1/3, 1/3)$, which is independent of $(\sigma_{\delta,1}, \sigma_{\delta,2})$. In the symmetric case (solid blue), b^{signal} is a scalar multiple of β . In this case, b^{signal} maximizes the receiver's utility over all obedient decision rules, so $b^{\text{signal}} = b^{\text{score}}$. In the asymmetric case (dashed orange), b^{signal} puts more weight on the first feature than the second because distortion ability is more heterogeneous on the second feature. The intermediary can improve decision accuracy by sliding the coefficient vector along the obedience curve away from the 45-degree line, shifting even more weight onto the first feature.

For each coefficient vector b , define the weighting ratios

$$w_j(b) = \frac{b_j}{\text{reg}_j(\theta|\eta + b \circ \delta)}, \quad j = 1, \dots, n.$$

Thus, $w_j(b)$ is the ratio between the weight b_j placed on feature j and the ex-post optimal weight $\text{reg}_j(\theta|\eta + b \circ \delta)$, given the induced distortion by the sender.²⁴ A coefficient vector b *underweights* feature j if $w_j(b) < 1$ and *overweights* feature j if $w_j(b) > 1$. In particular, $w_j(b^{\text{signal}}) = 1$ for all features j (and this is an equivalent formulation of the equilibrium condition). Let τ_j denote the ratio $\sigma_{\varepsilon,j}^3/\sigma_{\delta,j}$.

Theorem 3 (Scoring weights)

In the setting of uncorrelated errors, the following hold.

- (i) For $\hat{b} = b^{\text{signal}}$ and $\hat{b} = b^{\text{score}}$, the components of \hat{b} are all strictly positive, and $\hat{b}_i > \hat{b}_j$ if $(\sigma_{\varepsilon,i}, \sigma_{\delta,i}) < (\sigma_{\varepsilon,j}, \sigma_{\delta,j})$.²⁵
- (ii) $b^{\text{score}} = b^{\text{signal}}$ if and only if $\tau_1 = \dots = \tau_k$.
- (iii) If $b^{\text{score}} \neq b^{\text{signal}}$, then b^{score} underweights at least one feature and overweights at least one feature.

²⁴I only evaluate the weighting ratio at coefficient vectors b for which $\text{reg}_j(\theta|\eta + b \circ \delta) > 0$ for all j .

²⁵Here $x < y$ means that $x \leq y$ and $x \neq y$.

(iv) $w_i(b^{\text{score}}) \geq w_j(b^{\text{score}})$ if and only if $\tau_i \geq \tau_j$.

Consider part i. First, signaling and scoring both put strictly positive weight on every feature. This is intuitive since the intrinsic levels are all positively correlated with the sender's quality.²⁶ Second, within the same commitment regime (scoring or signaling), the weight on a feature is higher if the intrinsic level is more accurate or the distortion ability is more homogeneous.

Part ii provides a simple representation of the symmetry condition from Theorem 2: the τ_j are constant across features. If this condition is violated, then b^{score} is not an equilibrium, i.e., $w_j(b^{\text{score}}) \neq 1$ for some feature j . Obedience then demands that some feature is underweighted and some feature is overweighted (part iii). Of course, it is possible to combine underweighting with overweighting only if there are multiple features.

Part iv gives an exact ordinal characterization of underweighting and overweighting. The weighting ratios are ordered in the same way as $\tau_j = \sigma_{\varepsilon,j}^3 / \sigma_{\delta,j}$. Thus, feature j is more overweighted if $\sigma_{\varepsilon,j}$ is larger or $\sigma_{\delta,j}$ is smaller. To be sure, the *absolute* weight on feature j is decreasing in both $\sigma_{\varepsilon,j}$ and $\sigma_{\delta,j}$ (by part i). But the weighting ratio considers the feature weight *relative* to the ex-post optimal weight.

To build intuition for part iv, recall that the contribution of feature j to the decision is

$$b_j x_j = b_j(\theta + \varepsilon_j + b_j \delta_j). \quad (6)$$

On the right side, b_j appears first as the scoring coefficient and then inside the sender's distortion best response $b_j \delta_j$. The optimal scoring coefficient and the regression weight both take into account that the feature weight b_j picks up the feature noise $\varepsilon_j + \beta_j \delta_j$ as well as θ . But only the scoring coefficient internalizes the effect of the coefficient b_j on this noise through the sender's distortion best response $b_j \delta_j$. Therefore, feature j is more underweighted if $\sigma_{\delta,j}$ is large relative to $\sigma_{\varepsilon,j}$, i.e., if $\tau_j = \sigma_{\varepsilon,j}^3 / \sigma_{\delta,j}$ is small. The parameter τ_j is more multiplicatively sensitive to $\sigma_{\varepsilon,j}$ due to the following dampening effect. If

²⁶Recall Simpson's paradox: positive correlation does not guarantee a positive regression coefficient, beyond the special environment of uncorrelated errors.

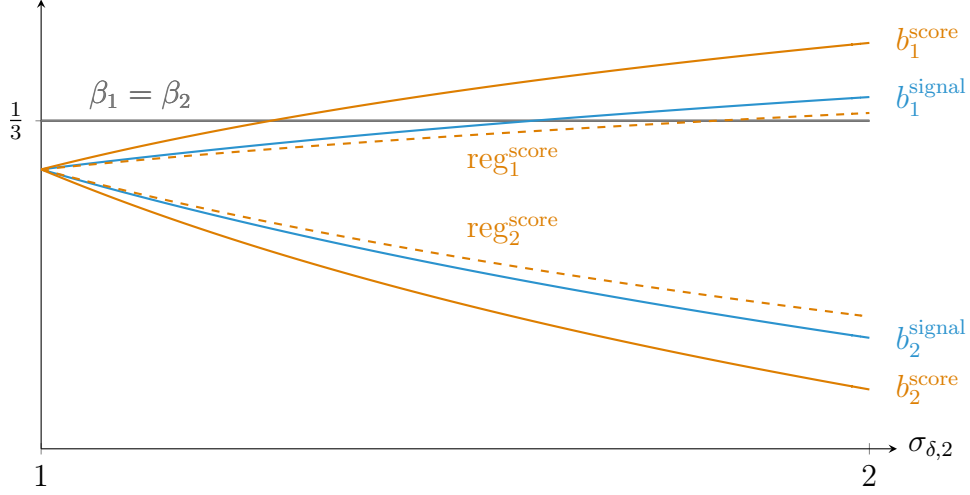


Figure 3. Scoring—underweighting and overweighting

either $\sigma_{\varepsilon,j}$ or $\sigma_{\delta,j}$ changes, the coefficient b_j^{score} moves in the opposite direction (by part i), dampening the effects on $b_j\varepsilon_j$ and $b_j^2\delta_j$ in (6). Since b_j appears quadratically in the distortion contribution $b_j^2\delta_j$, the effect of δ_j is dampened more.

Figure 3 plots the signaling equilibrium and the scoring solution in the leading binary example ($\sigma_{\varepsilon,1} = \sigma_{\varepsilon,2} = \sigma_{\delta,1} = 1$) as $\sigma_{\delta,2}$ varies from 1 to 2, interpolating between the symmetric and asymmetric cases plotted in Figure 2. As distortion ability on the second feature becomes more heterogeneous, weight shifts from the second feature to first feature for both signaling and scoring. The shift is more dramatic under scoring. Figure 3 also displays each coefficient $\text{reg}_j^{\text{score}} = \text{reg}_j(\theta|\eta + b^{\text{score}} \circ \delta)$, which is the weight the receiver would place on feature j , given the optimal scoring rule, if he could observe the sender's features ex post. This plot confirms that for $\sigma_{\delta,2} > 1$, the first feature is overweighted and the second feature is underweighted. The receiver understands this, but from the score alone he cannot disentangle the value of each feature. The exact combination of underweighting and overweighting ensures that the receiver can do no better than matching his decision with the score.

5 Screening

I now consider the *screening* setting, in which the receiver commits to a decision as a function of the sender's features. Then I compare the three settings—signaling, scoring, and screening.

5.1 Decision commitment

The intermediary and the receiver have aligned preferences. Therefore, if the receiver has commitment power, it is optimal for the intermediary to fully disclose the sender's feature vector. The receiver's problem amounts to selecting a decision as a function of the sender's features. I restrict to linear decision rules, as in the other two settings. Recall that the intercept b_0 does not affect the sender's incentives, so it is optimal for the receiver to choose b_0 so that the mean decision error is zero. The sender's problem becomes

$$\text{minimize } \text{var}(b^T(\eta + b \circ \delta) - \theta). \quad (7)$$

This screening problem is simply the scoring problem without the obedience constraint. This problem has a unique solution, which I denote by b^{screen} .

The interpretation of decision commitment depends on the interpretation of the receiver. In the leading FICO example, the receiver's decision can represent, in reduced form, the outcome of a competitive banking market. Even if each individual bank is capable of committing to a decision rule, scoring is a reasonable model if competition between firms makes it unsustainable to take ex-post suboptimal decisions.

5.2 Commitment reduces distortion

The contribution of the sender's distortion to the objective in (7) is $(b \circ b)^T \Sigma_{\delta\delta}(b \circ b)$. Define $\|\cdot\|_{4,\delta}$ on \mathbf{R}^k by

$$\|b\|_{4,\delta} = \left[(b \circ b)^T \Sigma_{\delta\delta}(b \circ b) \right]^{1/4}.$$

As long as $\Sigma_{\delta\delta}$ has full rank, $\|\cdot\|_{4,\delta}$ is a norm.²⁷ The norm $\|b\|_{4,\delta}$ of the coefficient vector b is one measure of the sensitivity of decisions to the sender's features. This measure captures the relevant information loss from distortion.

Theorem 4 (Commitment reduces distortion)

If $\Sigma_{\delta\delta}$ has full rank, then

$$\|\beta\|_{4,\delta} > \|b^{\text{signal}}\|_{4,\delta} \geq \|b^{\text{score}}\|_{4,\delta} > \|b^{\text{screen}}\|_{4,\delta} > 0.$$

The weak inequality is strict if $b^{\text{signal}} \neq b^{\text{score}}$.

As the receiver's commitment power increases, decisions become less sensitive to the sender's features, so that the sender's distortion introduces less noise into the decision. With a single feature, Frankel and Kartik (2022, Proposition 2, p. 90) show that the screening coefficient is larger than the signaling coefficient.²⁸

5.3 Comparing feature weights

I return to the setting of uncorrelated errors in order to compare scoring and screening feature-by-feature.

Theorem 5 (Screening weights)

In the setting of uncorrelated errors, the following hold.

- (i) *The components of b^{screen} are all strictly positive, and $b_i^{\text{screen}} > b_j^{\text{screen}}$ if $(\sigma_{\varepsilon,i}, \sigma_{\delta,i}) < (\sigma_{\varepsilon,j}, \sigma_{\delta,j})$.*
- (ii) *$b_j^{\text{screen}} < b_j^{\text{score}}$ for all j .*
- (iii) *b^{screen} underweights at least one feature.*
- (iv) *$w_i(b^{\text{screen}}) \geq w_j(b^{\text{screen}})$ if and only if $\tau_i \geq \tau_j$.*

²⁷If $\Sigma_{\delta\delta}$ does not have full rank, then $\|\cdot\|_{4,\delta}$ is a semi-norm. The triangle inequality holds because the expression inside brackets is convex in b (since $\Sigma_{\delta\delta}$ is positive semidefinite and componentwise nonnegative, by A3).

²⁸They allow arbitrary correlation between the agent's intrinsic level (which equals quality) and distortion ability, so there may be multiple linear signaling equilibria. They show that the scoring coefficient is strictly smaller than every strictly positive signaling equilibrium coefficient.

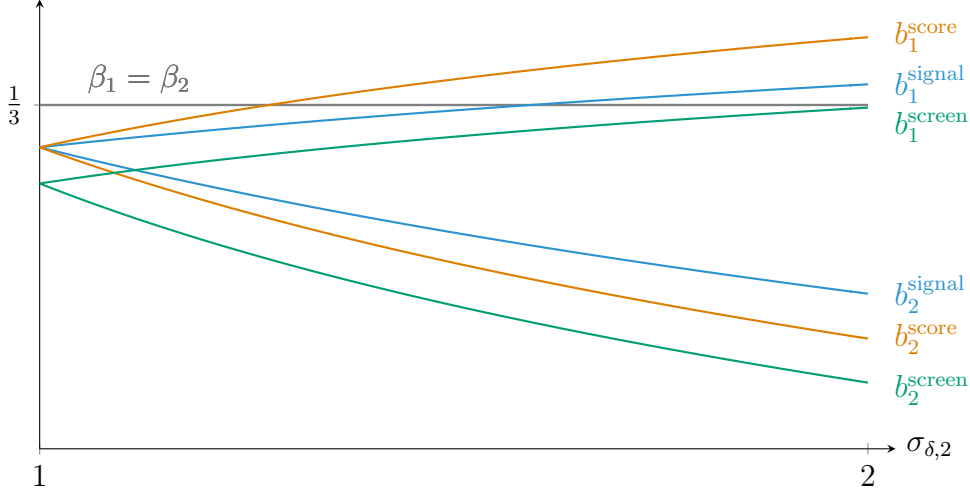


Figure 4. Comparing commitments

As under signaling and scoring, the screening coefficients are strictly positive, and the screening coefficient on a feature is higher if the intrinsic level is more accurate or the distortion ability is more homogeneous (part i). Each screening coefficient is strictly smaller than the corresponding scoring coefficient (part ii) since screening is not constrained by obedience. The ordering of the weighting ratios across features is the same under screening and scoring (part iv), but the cardinal values are different. Scoring requires both underweighting and overweighting to preserve obedience. Under screening, it is optimal to underweight at least one feature (part iii), but there is no guarantee that any other feature is overweighted.

Figure 4 plots the feature weights for all three settings in the leading example with all unit variances except for $\sigma_{\delta,2}$, which varies from 1 to 2. On the vertical axis, where $\sigma_{\delta,1} = \sigma_{\delta,2} = 1$, the signaling equilibrium and the scoring solution coincide, but the screening solution is different—it underweights both features. If a scoring rule underweights one feature, then it must overweight the other (by obedience) and this is not optimal in the symmetric case. Moving to the right, as $\sigma_{\delta,2}$ increases, the weight shifts from the second feature to the first. Each screening weight lies below the corresponding scoring weight.

Finally, I consider the *sender's* utility in the three commitment regimes.

(Clearly, the receiver’s utility increases in commitment.) The sender is risk-neutral over decisions. Under all three regimes, the expected decision is the same. Therefore, the average sender utility from a decision rule with coefficient vector b is determined by the average cost of distortion

$$(1/2) \mathbf{E} \sum_{j=1}^k (b_j \delta_j)^2 / \delta_j = (1/2) (b \circ b)^T \mu_\delta.$$

The average sender utility is decreasing in the magnitude of each feature weight. In the setting of uncorrelated errors, we have $0 < b_j^{\text{screen}} < b_j^{\text{score}}$ for each j (by Theorem 5.ii), so the average sender utility is strictly higher under screening than under scoring. The reduced sensitivity lessens the sender’s burden to distort her features. While the average decision is the same under scoring and screening, decisions are more dispersed under scoring. Some high sender types may strictly prefer scoring to screening.

6 Random scoring

The main model restricts the intermediary to *deterministic* linear scoring rules. Now suppose that the intermediary can use a *random* linear scoring rule, i.e., a function $f: \mathbf{R}^k \rightarrow \Delta(\mathbf{R})$ whose expectation is a linear function of the feature vector. That is, for some coefficients b_0, b_1, \dots, b_k , we have

$$\mathbf{E}[f(x)] = b_0 + b^T x, \quad x \in \mathbf{R}^k.$$

This class includes scoring rules with random coefficients and additive noise. The intermediary optimizes over all such rules, subject to the receiver’s obedience constraint. Since the sender is risk neutral over the decision, her best response is determined by the expectation of f .²⁹ Fixing the expectation of a decision rule, adding noise strictly increases the mean squared error. It follows that the optimal random linear *screening* rule must be deterministic. Scor-

²⁹If the sender were risk-averse, then using random weights could discourage distortion. Ederer et al. (2018) explore such randomization in a multi-task moral hazard model.

ing, however, is more subtle because adding noise to a disobedient scoring rule could make it obedient. I show, under the standing covariance assumptions, that the intermediary strictly prefers to achieve obedience by scaling up the coefficient vector, rather than by adding noise.

Proposition 5 (Random scoring)

The optimal random linear scoring rule is deterministic.

Therefore, the optimal scoring rules characterized in the main model remain optima in the larger class of random linear scoring rules.

7 Conclusion

This paper studies the design of predictive scores—like FICO credit scores—when the agents being scored behave strategically. Whenever information is dispersed and costly to acquire, it is common for intermediaries to aggregate information from different sources. Rather than disclosing everything they learn, these intermediaries often offer simple scores. I show that with an appropriate weighting of the features, such scores can mitigate a commitment problem for the receiver. In order to induce the most accurate decisions, the intermediary should commit to make predictions that are strictly suboptimal *ex post*, given the information collected.

I close with two directions for future work. My model assumes a single intermediary. This is a reasonable approximation of the highly regulated credit-scoring market, but it would be interesting to study whether competing intermediaries could sustain any of the gains of scoring over signaling. Finally, some scoring systems are deliberately opaque. Modeling belief-formation and optimizing behavior in response to such systems presents a compelling challenge.

A Proofs

A.1 Preliminaries

I use the following notation. For vectors: $x \geq y$ means $x_i \geq y_i$ for all i ; $x > y$ means $x \geq y$ and $x \neq y$; and $x \gg y$ means $x_i > y_i$ for all i . For square symmetric matrices: $A \succeq B$ means $A - B$ is positive semidefinite, and $A \succ B$ means $A - B$ is positive definite. Denote the all-ones vector by $\mathbf{1}$.

I will freely use the following implication of Assumption A2. By the law of total variance, we have for any vector b :

$$\begin{aligned} \text{var}(\eta + b \circ \delta) &= \mathbf{E} \text{var}(\eta + b \circ \delta | \delta) + \text{var}(\mathbf{E}[\eta + b \circ \delta | \delta]) \\ &\succeq \mathbf{E} \text{var}(\eta + b \circ \delta | \delta) \\ &= \mathbf{E} \text{var}(\eta | \delta) \\ &\succ 0. \end{aligned} \tag{8}$$

A.2 Solution concept

My solution concept is Bayes–Nash equilibrium in linear strategies. If (η, δ) had a full-support distribution, then linear strategies would have full support, and every feature vector would be on-path. I assume, however, that $\delta \geq 0$ to ensure that distortion is costly for the sender. This sign restriction, combined with elliptical symmetry, forces the support of (η, δ) to be bounded. As a result, some feature vectors are off-path. My notion of linear equilibrium requires that the receiver’s strategy remain linear off-path. For some off-path feature vectors, the receiver’s decision is not in $\text{supp } \theta$, so it is not a best response to any belief. Depending on the parameters of the distribution of (η, δ) , it may or may not be possible to restrict these off-path decisions to $\text{supp } \theta$ while preserving the sender’s best response.

For example, calculations show that in the single-dimensional case, with $\theta = \mathbf{E}[\theta | \eta]$, there is a cutoff $\kappa \approx 0.755$ such that if $|b^{\text{signal}}/\beta| \leq \kappa$, then for some choice of mean μ_δ and radial density function (neither of which affect b^{signal} , for a given covariance), the linear equilibrium outcome can be supported as a

perfect Bayesian equilibrium. If $|b^{\text{signal}}/\beta| > \kappa$ or if $|b^{\text{signal}}/\beta| \leq \kappa$ but μ_δ is sufficiently large, there is no choice of off-path beliefs that supports the linear equilibrium outcome as a perfect Bayesian equilibrium.

Nevertheless, these linear equilibria automatically become perfect Bayesian equilibria if the model is tweaked so that θ has full support. While I assume for ease of exposition that (θ, η, δ) is elliptical, all results go through as long as (i) (η, δ) is elliptical and (ii) $\mathbf{E}[\theta|\eta, \delta]$ is a linear function of (η, δ) . It is easy to construct a distribution of (θ, η, δ) so that (i) and (ii) hold and θ has full support. For example, let θ equal a linear function of (η, δ) plus uncorrelated Gaussian noise.³⁰

A.3 Proof of Theorem 1

First I prove existence, which requires only Assumption A2. Define the chained best-response function $\text{BR}: \mathbf{R}^k \rightarrow \mathbf{R}^k$ by

$$\text{BR}(b) = \text{reg}(\theta|\eta + b \circ \delta) = \text{var}^{-1}(\eta + b \circ \delta) \text{cov}(\eta + b \circ \delta, \theta).$$

By (8), $\text{var}(\eta + b \circ \delta)$ has full rank, so BR is well-defined and continuous. It suffices to prove that BR is bounded, for then I can restrict BR to a sufficiently large closed ball and apply Brouwer. By the orthogonality property of projection, we have

$$\sigma_\theta^2 \geq \text{var}(\text{BR}(b)^T(\eta + b \circ \delta)) = \text{BR}(b)^T \text{var}(\eta + b \circ \delta) \text{BR}(b),$$

for all b . Since $\text{var}(\eta + b \circ \delta)$ is positive definite, the right side is bounded below by $\lambda \|\text{BR}(b)\|^2$ for some positive λ . Hence $\|\text{BR}(b)\|^2 \leq \sigma_\theta^2/\lambda$ for all b .

Now I prove uniqueness. Under Assumption A4, the equilibrium condition (2) can be written as

$$\begin{aligned} 0 &= \text{var}(\eta + b \circ \delta)b - \text{cov}(\eta + b \circ \delta, \theta) \\ &= \Sigma_{\eta\eta}b + \text{diag}(b)\Sigma_{\delta\delta}(b \circ b) - \Sigma_{\eta\theta}. \end{aligned} \tag{9}$$

³⁰In this case, it is natural to assume that the sender does observe his quality θ .

The right side equals $(1/2)\nabla\Phi(b)$, with the function $\Phi: \mathbf{R}^k \rightarrow \mathbf{R}^k$ defined by

$$\begin{aligned}\Phi(b) &= \text{var}(b^T\eta - \theta) + (1/2) \text{var}((b \circ b)^T\delta) \\ &= b^T\Sigma_{\eta\eta}b + (1/2)(b \circ b)^T\Sigma_{\delta\delta}(b \circ b) - 2b^T\Sigma_{\eta\theta} + \sigma_\theta^2.\end{aligned}$$

I claim that Φ is strictly convex, and hence Φ has at most one stationary point. The Hessian is given by

$$\nabla^2\Phi(b) = 2\Sigma_{\eta\eta} + 4\text{diag}(b)\Sigma_{\delta\delta}\text{diag}(b) + 2\text{diag}(\Sigma_{\delta\delta}(b \circ b)), \quad (10)$$

which is positive definite because $\Sigma_{\eta\eta}$ is positive definite (by A2), and $\Sigma_{\delta\delta}$ is positive semidefinite and componentwise nonnegative (by A3).

A.4 Proof of Proposition 1

If $(\beta \circ \beta)^T\delta$ is constant, then there is a fully informative equilibrium with $b = \beta$ and $b_0 = \beta_0 - (\beta \circ \beta)^T\mu_\delta$.

Conversely, suppose there is a fully informative equilibrium with coefficients (b_0, b) . Then

$$b_0 + b^T(\eta + b \circ \delta) = \mathbf{E}[\theta|\eta] = \beta_0 + \beta^T\eta.$$

Therefore, $(b - \beta)^T\eta + (b \circ b)^T\delta$ is constant. Following the same steps as in (8), it follows that $b = \beta$, and hence $(\beta \circ \beta)^T\delta$ is constant.

A.5 Proof of Proposition 2

To simplify notation, set $t = \alpha^2$. From (9), the equilibrium condition is

$$0 = \Sigma_{\eta\eta}b + t\text{diag}(b)\Sigma_{\delta\delta}(b \circ b) - \Sigma_{\eta\theta}. \quad (11)$$

Here b is a function of t , but I suppress the dependence to simplify notation. Note that $b \neq 0$ since $\Sigma_{\eta\theta} \neq 0$ (by A1). I use the implicit function theorem to compute the derivative \dot{b} of b with respect to t . Consider the right side of (11). The partial derivative with respect to t is $\text{diag}(b)\Sigma_{\delta\delta}(b \circ b)$. The partial

derivative with respect to b is given by

$$D = \Sigma_{\eta\eta} + 2t \operatorname{diag}(b) \Sigma_{\delta\delta} \operatorname{diag}(b) + t \operatorname{diag}(\Sigma_{\delta\delta}(b \circ b)).$$

This matrix D is positive definite; see the argument following (10). By the implicit function theorem, b is a differentiable function of t , and the derivative is given by

$$\dot{b} = -D^{-1} \operatorname{diag}(b) \Sigma_{\delta\delta} (b \circ b). \quad (12)$$

The receiver's equilibrium utility is

$$\begin{aligned} u_R &= -\operatorname{var}(b^T(\eta + \sqrt{t}b \circ \delta) - \theta) \\ &= -b^T \Sigma_{\eta\eta} b + 2b^T \Sigma_{\eta\theta} - t(b \circ b)^T \Sigma_{\delta\delta} (b \circ b) - \sigma_\theta^2. \end{aligned}$$

The total derivative with respect to t is

$$\dot{u}_R = -(b \circ b)^T \Sigma_{\delta\delta} (b \circ b) - \left[2\Sigma_{\eta\eta} b - 2\Sigma_{\eta\theta} + 4t(b \circ b)^T \Sigma_{\delta\delta} \operatorname{diag}(b) \right] \dot{b}.$$

By (11), the term in brackets reduces to $2t(b \circ b)^T \Sigma_{\delta\delta} \operatorname{diag}(b)$. Plugging in (12), we have

$$\dot{u}_R = -(b \circ b)^T \Sigma_{\delta\delta} (b \circ b) + 2t(b \circ b)^T \Sigma_{\delta\delta} \operatorname{diag}(b) D^{-1} \operatorname{diag}(b) \Sigma_{\delta\delta} (b \circ b).$$

Fix $t > 0$. To show that $\dot{u}_R < 0$, it suffices to find some positive κ such that

$$(1 + \kappa)^{-1} 2t(b \circ b)^T \Sigma_{\delta\delta} \operatorname{diag}(b) D^{-1} \operatorname{diag}(b) \Sigma_{\delta\delta} (b \circ b) \leq (b \circ b)^T \Sigma_{\delta\delta} (b \circ b). \quad (13)$$

The strict inequality follows because the right side is strictly positive (since $b \neq 0$ by (11) and, by assumption, $\Sigma_{\delta\delta}$ has full rank.)

Now I prove (13). Since $\Sigma_{\eta\eta}$ is positive definite (by A2), we have

$$D \succ 2t \operatorname{diag}(b) \Sigma_{\delta\delta} \operatorname{diag}(b).$$

Choose a positive κ such that

$$(1 + \kappa)^{-1}D \succ 2t \operatorname{diag}(b)\Sigma_{\delta\delta} \operatorname{diag}(b).$$

It follows that for all ε sufficiently small, we have

$$(1 + \kappa)^{-1}D \succeq F(\varepsilon) := 2t[\varepsilon I + \operatorname{diag}(b)\Sigma_{\delta\delta} \operatorname{diag}(b)],$$

and hence $(1 + \kappa)D^{-1} \preceq F(\varepsilon)^{-1}$. Therefore,

$$\begin{aligned} & (1 + \kappa)2tb^T[\varepsilon I + \operatorname{diag}(b)\Sigma_{\delta\delta} \operatorname{diag}(b)]D^{-1}[\varepsilon I + \operatorname{diag}(b)\Sigma_{\delta\delta} \operatorname{diag}(b)]b \\ & \leq 2tb^T[\varepsilon I + \operatorname{diag}(b)\Sigma_{\delta\delta} \operatorname{diag}(b)]F(\varepsilon)^{-1}[\varepsilon I + \operatorname{diag}(b)\Sigma_{\delta\delta} \operatorname{diag}(b)]b \\ & = b^T[\varepsilon I + \operatorname{diag}(b)\Sigma_{\delta\delta} \operatorname{diag}(b)]b. \end{aligned}$$

Passing to the limit as $\varepsilon \rightarrow 0$ yields (13).

A.6 Equilibrium non-monotonicity

Example 1 (Receiver's payoff is not monotone in $\Sigma_{\delta\delta}$)

Suppose $k = 2$. Consider the covariance matrices³¹

$$\Sigma_{\theta\eta} = \begin{bmatrix} 4 \\ 1 \end{bmatrix}, \quad \Sigma_{\eta\eta} = \begin{bmatrix} 2 & 1 \\ 1 & 2 \end{bmatrix}, \quad \Sigma_{\delta\delta} = \begin{bmatrix} 1 & 0 \\ 0 & 1 \end{bmatrix}.$$

With these parameters, the regression coefficient β equals $(7/3, -2/3)$. Even though η_1 and η_2 are both positively correlated with the quality θ , the regression coefficient on η_2 is negative because η_1 and η_2 have positively correlated errors and η_2 has a weaker correlation with θ . The signaling equilibrium is $b^* = (1.20, -0.10)$. As $\operatorname{var}(\delta_2)$ increases, both components of b^* shrink in magnitude, and the receiver's payoff increases, though the effect is small.³²

³¹Set $\sigma_\theta^2 = 9$. This variance does not affect the analysis, as long as the induced variance matrix is positive semidefinite.

³²Increasing $\operatorname{var}(\delta_2)$ from 1 to 2 shifts b^* from $(1.1951, -0.0971)$ to $(1.1950, -0.0966)$. The receiver's utility increases from -4.3167 to -4.3165 .

A.7 Proof of Proposition 3

By substituting the constraint into the objective, the scoring problem can be expressed as

$$\begin{aligned} & \text{maximize} && b^T \Sigma_{\eta\theta} \\ & \text{subject to} && b^T \Sigma_{\eta\eta} b + (b \circ b)^T \Sigma_{\delta\delta} (b \circ b) - b^T \Sigma_{\eta\theta} = 0. \end{aligned} \tag{14}$$

The objective is continuous and the feasible set is closed and bounded.³³ Denote the constraint function by g . It is easy to check that $g(t\Sigma_{\eta\theta})$ is strictly negative for sufficiently small, positive t and $g(t\Sigma_{\eta\theta})$ tends to ∞ as $t \rightarrow \infty$. Hence, $t\Sigma_{\eta\theta}$ is feasible for some positive t , which means that the maximum value must be strictly positive. For uniqueness, suppose there are two solutions, denoted b^1 and b^2 . Since g is strictly convex, $g((b^1 + b^2)/2) < 0$, and hence $t(b^1 + b^2)/2$ is feasible for some $t > 1$, but this vector yields a strictly higher objective than b^1 and b^2 , contrary to their optimality.

A.8 Proof of Theorem 2

Consider the scoring problem (14). The scoring solution is characterized by the system³⁴

$$\lambda \Sigma_{\eta\theta} - \Sigma_{\eta\eta} b = 2 \text{diag}(b) \Sigma_{\delta\delta} (b \circ b), \tag{15}$$

$$b^T \Sigma_{\eta\theta} - b^T \Sigma_{\eta\eta} b = (b \circ b)^T \Sigma_{\delta\delta} (b \circ b). \tag{16}$$

The signaling condition (9) can be written as

$$\Sigma_{\eta\theta} - \Sigma_{\eta\eta} b = \text{diag}(b) \Sigma_{\delta\delta} (b \circ b). \tag{17}$$

³³Suppose b is feasible. Since $\Sigma_{\delta\delta}$ is componentwise nonnegative (A3), we must have $b^T \Sigma_{\eta\eta} b \leq b^T \Sigma_{\eta\theta}$, which implies boundedness because $\Sigma_{\eta\eta}$ is positive definite by A2.

³⁴Denote the objective by f and the constraint by g . It can be shown that $\nabla g(b) = 0$ implies $g(b) \neq 0$, so we get the necessary condition $\nabla f(b) = \lambda \nabla g(b)$ for some λ . Since $\nabla f(b) = \Sigma_{\eta\theta} \neq 0$, it follows that $\lambda \neq 0$, so we can divide by λ . In the main text, I work directly with λ^{-1} . Since f is linear, these necessary Lagrangian conditions are also sufficient.

I prove (i) \implies (ii) \implies (iii) \implies (i). Starting from (i), b^{score} must satisfy (15)–(17). Subtract twice (15) from (17) to get (ii). From (ii), suppose $b^{\text{signal}} = t\beta$ for some t . Substitute this expression into (17). Since $\Sigma_{\eta\theta} \neq 0$, we must have $t \neq 0$. Simplify (17) to get (iii). Finally, from (iii), suppose $\text{diag}(\beta)\Sigma_{\delta\delta}(\beta \circ \beta) = t\Sigma_{\eta\theta}$ for some t . Then (15) and (17) become

$$(\lambda - 2t)\Sigma_{\eta\theta} = \Sigma_{\eta\eta}b = (1 - t)\Sigma_{\eta\theta},$$

so $b^{\text{signal}} = b^{\text{score}} = (1 - t)\beta$ and $\lambda = 1 + t$.

A.9 Proof of Proposition 4

Consider the scoring problem in (14). It suffices to prove the strict part of the definition of decreasing in Footnote 23 for then the weak part follows from continuity. Let b denote the solution of (14). Fix $\tilde{\Sigma}_{\delta\delta} \prec \Sigma_{\delta\delta}$. Let \tilde{g} and g denote the respective functions on the left side of the constraint. We have $\tilde{g}(b) < g(b) = 0$. Since $\tilde{g}(tb) \rightarrow \infty$ as $t \rightarrow \infty$ and g is continuous, there exists $\hat{t} > 1$ such that $\tilde{g}(\hat{t}b) = 0$ and hence $\hat{t}b$ is feasible when $\text{var}(\delta) = \tilde{\Sigma}_{\delta\delta}$. Finally, $(\hat{t}b)^T \Sigma_{\eta\theta} > b^T \Sigma_{\eta\theta} > 0$ since the optimal value of (14) is positive.

A.10 Proofs of Theorem 3 and Theorem 5

In the setting with uncorrelated errors, the covariances are given by

$$\begin{aligned}\Sigma_{\eta\theta} &= \mathbf{1}, \\ \Sigma_{\eta\eta} &= \mathbf{1}\mathbf{1}^T + \text{diag}(\sigma_{\varepsilon_1}^2, \dots, \sigma_{\varepsilon,k}^2), \\ \Sigma_{\delta\delta} &= \text{diag}(\sigma_{\delta,1}^2, \dots, \sigma_{\delta,k}^2).\end{aligned}\tag{18}$$

The regression, signaling, scoring, screening, and best-response vectors respectively satisfy

$$\Sigma_{\eta\theta} - \Sigma_{\eta\eta}\beta = 0,\tag{19}$$

$$\Sigma_{\eta\theta} - \Sigma_{\eta\eta}b = \text{diag}(b)\Sigma_{\delta\delta}(b \circ b),\tag{20}$$

$$\lambda \Sigma_{\eta\theta} - \Sigma_{\eta\eta} b = 2 \operatorname{diag}(b) \Sigma_{\delta\delta} (b \circ b), \quad (21)$$

$$\Sigma_{\eta\theta} - \Sigma_{\eta\eta} b = 2 \operatorname{diag}(b) \Sigma_{\delta\delta} (b \circ b), \quad (22)$$

$$\Sigma_{\eta\theta} - \Sigma_{\eta\eta} \operatorname{BR}(b) = \operatorname{diag}(b) \Sigma_{\delta\delta} \operatorname{diag}(b) \operatorname{BR}(b), \quad (23)$$

where in (21), $\lambda > 1$ by the obedience condition (since $\Sigma_{\delta\delta}$ has full rank in this setting). Plugging in (18) gives the following componentwise system for each feature j :

$$1 - \mathbf{1}^T \beta = \sigma_{\varepsilon,j}^2 \beta_j, \quad (24)$$

$$1 - \mathbf{1}^T b = \sigma_{\varepsilon,j}^2 b_j + \sigma_{\delta,j}^2 b_j^3, \quad (25)$$

$$\lambda - \mathbf{1}^T b = \sigma_{\varepsilon,j}^2 b_j + 2\sigma_{\delta,j}^2 b_j^3, \quad (26)$$

$$1 - \mathbf{1}^T b = \sigma_{\varepsilon,j}^2 b_j + 2\sigma_{\delta,j}^2 b_j^3, \quad (27)$$

$$1 - \mathbf{1}^T \operatorname{BR}(b) = (\sigma_{\varepsilon,j}^2 + \sigma_{\delta,j}^2 b_j^2) \operatorname{BR}_j(b). \quad (28)$$

I prove Theorem 3 (parts i–iv) and Theorem 5 (parts i–iv).

For 3.i and 5.i, consider (25)–(27). For each equation, the right side has the same sign as b_j , so every component has the same sign. If $b \leq 0$ then the left side is strictly positive, giving a contradiction. Hence, $b \gg 0$. Similarly, in (28), if $b \gg 0$ then $\operatorname{BR}(b) \gg 0$ (since $\operatorname{BR}(b) \leq 0$ would give a contradiction). Finally, the comparison of features in terms of $(\sigma_{\varepsilon,j}, \sigma_{\delta,j})$ follows immediately from (25)–(27).

For 3.ii, apply Theorem 2. From (24), β is proportional to $(\sigma_{\varepsilon,1}^2, \dots, \sigma_{\varepsilon,k}^2)$, so condition iii in Theorem 2 says that $(\tau_1^2, \dots, \tau_k^2)$ is a scalar multiple of $\mathbf{1}$.

For 5.ii, consider two cases. If $\mathbf{1}^T b^{\text{screen}} < \mathbf{1}^T b^{\text{score}}$, then $b_j^{\text{screen}} < b_j^{\text{score}}$ for some j and hence for all j by (26) and (27). If $\mathbf{1}^T b^{\text{screen}} \geq \mathbf{1}^T b^{\text{score}}$, then (26) and (27) imply $b^{\text{screen}} \ll b^{\text{score}}$, which is a contradiction.

For 3.iii, left-multiply (23) by b^T and subtract from the obedience condition (16) to get

$$[b^T \Sigma_{\eta\eta} + (b \circ b)^T \Sigma_{\delta\delta} \operatorname{diag}(b)](b - \operatorname{BR}(b)) = 0.$$

For $b \gg 0$, the term in brackets is strictly positive, so the vector $b - \operatorname{BR}(b)$ is either 0 has at least one strictly positive and at least one strictly negative

component.

For 5.iii, left-multiply (22) and (23) by b^T and subtract to get

$$[b^T \Sigma_{\eta\eta} + (b \circ b)^T \Sigma_{\delta\delta} \text{diag}(b)](b - \text{BR}(b)) = -(b \circ b)^T \Sigma_{\delta\delta}(b \circ b).$$

For $b \gg 0$, the right side is strictly negative and the vector in brackets is strictly positive, so some component of $b - \text{BR}(b)$ must be strictly negative.

For 5.iv and 3.iv, express the right side of (28) as $(\sigma_{\varepsilon,j}^2 b_j + \sigma_{\delta,j}^2 b_j^3)/w_j(b)$. Therefore,

$$\begin{aligned} w_i(b) \geq w_j(b) &\iff \sigma_{\varepsilon,i}^2 b_i + \sigma_{\delta,i}^2 b_i^3 \leq \sigma_{\varepsilon,j}^2 b_j + \sigma_{\delta,j}^2 b_j^3 \\ &\iff \sigma_{\varepsilon,i}^2 b_i \geq \sigma_{\varepsilon,j}^2 b_j \\ &\iff \tau_i \geq \tau_j. \end{aligned}$$

where the second and third equivalences follow from expressing the right side of (26) and (27) as

$$2(\sigma_{\varepsilon,j}^2 b_j + \sigma_{\delta,j}^2 b_j^3) - \sigma_{\varepsilon,j}^2 b_j \quad \text{and} \quad (\sigma_{\varepsilon,j}^2 b_j) + 2(\sigma_{\varepsilon,j}^2 b_j)^3 / \tau_j^2.$$

A.11 Proof of Theorem 4

From (22) and A1, we have $b^{\text{screen}} \neq 0$, hence $\|b^{\text{screen}}\|_{4,\delta} \neq 0$ (since $\Sigma_{\delta\delta}$ has full rank). First I establish the following inequalities:

$$\|\beta\|_{4,\delta}^4 > \|b^{\text{signal}}\|_{4,\delta}^4 \begin{cases} \geq \|b^{\text{score}}\|_{4,\delta}^4, \\ > \|b^{\text{screen}}\|_{4,\delta}^4. \end{cases}$$

Since $\Sigma_{\delta\delta}$ has full rank, it is easy to check from (19), (20), and (22) that $\beta \neq b^{\text{signal}}$ and $b^{\text{signal}} \neq b^{\text{screen}}$. To compare β and b^{signal} , recall that these vectors respectively (uniquely) minimize

$$\text{var}(b^T \eta - \theta) \quad \text{and} \quad \text{var}(b^T \eta - \theta) + (1/2)\|b\|_{4,\delta}^4.$$

To compare b^{signal} and b^{score} , recall that these vectors respectively (uniquely) minimize

$$\text{var}(b^T \eta - \theta) + (1/2)\|b\|_{4,\delta}^4 \quad \text{and} \quad \text{var}(b^T \eta - \theta) + \|b\|_{4,\delta}^4,$$

over the set of obedient scoring rules (since b^{signal} is a global minimizer over all of \mathbf{R}^k). Finally, to compare b^{signal} and b^{screen} , recall that these vectors respectively (uniquely) minimize

$$\text{var}(b^T \eta - \theta) + (1/2)\|b\|_{4,\delta}^4 \quad \text{and} \quad \text{var}(b^T \eta - \theta) + \|b\|_{4,\delta}^4.$$

It remains to prove that $\|b^{\text{score}}\|_{4,\delta}^4 > \|b^{\text{screen}}\|_{4,\delta}^4$. There exists $\lambda > 1$ such that b^{score} satisfies the first-order condition

$$\Sigma_{\eta\eta}b + 2 \text{diag}(b)\Sigma_{\delta\delta}(b \circ b) - \lambda\Sigma_{\eta\theta} = 0. \quad (29)$$

Viewing λ as a positive parameter, (29) implicitly defines b as a function of λ . Taking $\lambda = 1$ gives the screening solution. I will show that $\|b\|_{4,\delta}$ is strictly increasing in λ .

The derivative of the left side of (29) with respect to λ is $-\Sigma_{\eta\theta}$. The derivative of the left side with respect to b is given by

$$D = \Sigma_{\eta\eta} + 4 \text{diag}(b)\Sigma_{\delta\delta} \text{diag}(b) + 2 \text{diag}(\Sigma_{\delta\delta}(b \circ b)),$$

which has full rank, as shown after (10). By the implicit function theorem, b is locally differentiable in λ and

$$\dot{b} = D^{-1}\Sigma_{\eta\theta}.$$

From (29), we have

$$\lambda\Sigma_{\eta\theta} - \Sigma_{\eta\eta}b = 2 \text{diag}(b)\Sigma_{\delta\delta}(b \circ b).$$

Left multiplying by b^T gives

$$\lambda b^T \Sigma_{\eta\theta} - b^T \Sigma_{\eta\eta} b = 2 \|b\|_{\delta,4}^4.$$

Therefore, it suffices to prove that the left side is strictly increasing in λ . Differentiating with respect to λ gives

$$b^T \Sigma_{\eta\theta} + \lambda \Sigma_{\eta\theta}^T \dot{b} - 2b^T \Sigma_{\eta\eta} \dot{b}.$$

Plug in the expression for \dot{b} from the implicit function theorem to get

$$b^T \Sigma_{\eta\theta} + \lambda \Sigma_{\eta\theta}^T D^{-1} \Sigma_{\eta\theta} - 2b^T \Sigma_{\eta\eta} D^{-1} \Sigma_{\eta\theta}. \quad (30)$$

To complete the proof, I show that this expression is strictly positive. To bound the last term, I use a simple inequality for quadratic forms. If A is positive semidefinite, and x and y are vectors, then expanding $(x-y)^T A (x-y)$ shows that $2x^T A y \leq x^T A x + y^T A y$. Applying this here gives

$$\begin{aligned} 2b^T \Sigma_{\eta\eta} D^{-1} \Sigma_{\eta\theta} &= 2\lambda^{-1} b^T \Sigma_{\eta\eta} D^{-1} (\lambda \Sigma_{\eta\theta}) \\ &\leq \lambda^{-1} [b^T \Sigma_{\eta\eta} D^{-1} \Sigma_{\eta\eta} b + (\lambda \Sigma_{\eta\theta})^T D^{-1} (\lambda \Sigma_{\eta\theta})] \\ &= \lambda^{-1} b^T \Sigma_{\eta\eta} D^{-1} \Sigma_{\eta\eta} b + \lambda \Sigma_{\eta\theta} D^{-1} \Sigma_{\eta\theta}. \end{aligned}$$

Since $D \succeq \Sigma_{\eta\eta}$, the right side is bounded above by

$$\lambda^{-1} b^T \Sigma_{\eta\eta} b + \lambda \Sigma_{\eta\theta} D^{-1} \Sigma_{\eta\theta}.$$

Plugging this inequality into (30), the last term cancels and we get the lower bound

$$b^T \Sigma_{\eta\theta} b - \lambda^{-1} b^T \Sigma_{\eta\eta} b.$$

Rearrange this expression and use (29) to get

$$\lambda^{-1} b^T (\lambda \Sigma_{\eta\theta} - \Sigma_{\eta\eta} b) = \lambda^{-1} (b \circ b)^T \Sigma_{\delta\delta} (b \circ b).$$

This final expression is strictly positive.

A.12 Proof of Proposition 5

Consider a random scoring rule f with intercept b_0 and coefficient vector b . Let z denote $\text{var}(f(\eta + b \circ \delta)) - \text{var}(b^T(\eta + b \circ \delta))$. A necessary condition for obedience is

$$\text{var}(b^T(\eta + b \circ \delta)) + z = \text{cov}(b^T(\eta + b \circ \delta), \theta).$$

Otherwise, the receiver would have a linear deviation. Substituting this obedience constraint into the objective, we can express this relaxed problem as

$$\begin{aligned} & \text{maximize} && b^T \Sigma_{\eta\theta} \\ & \text{subject to} && b^T \Sigma_{\eta\eta} b + (b \circ b)^T \Sigma_{\delta\delta} (b \circ b) + z - b^T \Sigma_{\eta\theta} = 0. \end{aligned} \tag{31}$$

If the solution has $z > 0$, then the constraint is slack in b , so the first-order condition implies $\Sigma_{\eta\theta} = 0$, contrary to Assumption A1. Therefore the solution is $(b, z) = (b^{\text{score}}, 0)$.³⁵

³⁵Technically, an optimal scoring rule could incorporate noise off-path.

References

- Aumann, Robert J**, “Subjectivity and Correlation in Randomized Strategies,” *Journal of Mathematical Economics*, 1974, *1* (1), 67–96.
- Barron, E. N., R. Goebel, and R. R. Jensen**, “Best Response Dynamics for Continuous Games,” *Proceedings of the American Mathematical Society*, 2010, *138* (3), 1069–1083.
- Bénabou, Roland and Jean Tirole**, “Incentives and Prosocial Behavior,” *American Economic Review*, 2006, *96* (5), 1652–1678.
- Björkegren, Daniel, Joshua E. Blumenstock, and Samsun Knight**, “Training Machine Learning to Anticipate Manipulation,” 2023. Working paper.
- Boleslavsky, Raphael and Kyungmin Kim**, “Bayesian Persuasion and Moral Hazard,” 2021. Working paper.
- Bonatti, Alessandro and Gonzalo Cisternas**, “Consumer Scores and Price Discrimination,” *Review of Economic Studies*, 2020, *87* (2), 750–791.
- Cambanis, Stamatis, Steel Huang, and Gordon Simons**, “On the Theory of Elliptically Contoured Distributions,” *Journal of Multivariate Analysis*, 1981, *11* (3), 368–385.
- Citron, Danielle Keats and Frank Pasquale**, “The Scored Society: Due Process for Automated Predictions,” *Washington Law Review*, 2014, *89* (1).
- Crémer, Jacques**, “Arm’s Length Relationships,” *Quarterly Journal of Economics*, 1995, *110* (2), 275–295.
- Cunningham, Tom and Inés Moreno de Barreda**, “Effective Signal-Jamming,” 2019. Working paper.
- Dalvi, Nilesh, Pedro Domingos, Mausam, Sumit Sanghai, and Deepak Verma**, “Adversarial Classification,” in “Proceedings of the Tenth ACM SIGKDD International Conference on Knowledge Discovery and Data Mining” 2004, pp. 99–108.
- Duffie, Darrell and Piotr Dworczak**, “Robust Benchmark Design,” *Journal of Financial Economics*, 2021, *142* (2), 775–802.
- Ederer, Florian, Richard Holden, and Margaret Meyer**, “Gaming and

- Strategic Opacity in Incentive Provision,” *RAND Journal of Economics*, 2018, 49 (4), 819–854.
- Engers, Maxim**, “Signalling with Many Signals,” *Econometrica*, 1987, 55 (3), 663–674.
- Fang, Kai-Tai, Samuel Kotz, and Kai Wang Ng**, *Symmetric Multivariate and Related Distributions* number 36. In ‘Monographs on Statistics & Applied Probability.’, Chapman and Hall, 1989.
- Fischer, Paul E and Robert E Verrecchia**, “Reporting Bias,” *Accounting Review*, 2000, 75 (2), 229–245.
- Forges, François**, “An Approach to Communication Equilibria,” *Econometrica*, 1986, 54 (6), 1375–1385.
- Frankel, Alex and Navin Kartik**, “Muddled Information,” *Journal of Political Economy*, 2019, 127 (4), 1739–1776.
- and —, “Improving Information from Manipulable Data,” *Journal of the European Economic Association*, 2022, 20 (1), 79–115.
- Gesche, Tobias**, “De-biasing Strategic Communication,” *Games and Economic Behavior*, 2021, 130, 452–464.
- Goodhart, Charles**, “Problems of Monetary Management: The U.K. Experience,” in “Papers in Monetary Economics 1975,” Vol. 1, Sydney: Reserve Bank of Australia, 1975, pp. 1–20.
- Hardt, Moritz, Nimrod Megiddo, Christos Papadimitriou, and Mary Wothers**, “Strategic Classification,” in “Proceedings of the 2016 ACM Conference on Innovations in Theoretical Computer Science” 2016, pp. 111–122.
- Hofbauer, Josef and Sylvain Sorin**, “Best Response Dynamics for Continuous Zero-Sum Games,” *Discrete and Continuous Dynamical Systems—Series B*, 2006, 6 (1), 215–224.
- Holmström, Bengt**, “Managerial Incentive Problems: A Dynamic Perspective,” *Review of Economic Studies*, 1999, 66 (1), 169–182.
- Hörner, Johannes and Nicolas Lambert**, “Motivational Ratings,” *Review of Economic Studies*, 2021, 88 (4), 1892–1935.
- Hu, Lily, Nicole Immorlica, and Jennifer Wortman Vaughan**, “The Disparate Effects of Strategic Manipulation,” in “Proceedings of the Confer-

- ence on Fairness, Accountability, and Transparency” 2019, pp. 259–268.
- Kyle, Albert S**, “Continuous Auctions and Insider Trading,” *Econometrica*, 1985, *53* (6), 1315–1335.
- Lambert, Nicolas S, Giorgio Martini, and Michael Ostrovsky**, “Quadratic Games,” 2018. Working paper.
- Martinez-Gorricho, Silvia and Carlos Oyarzun**, “Testing under Information Manipulation,” *Economic Theory*, 2023.
- Mekerishvili, Giorgi**, “Optimal Disclosure on Crowdfunding Platforms,” 2018. Working paper.
- Monderer, Dov and Lloyd S Shapley**, “Potential Games,” *Games and Economics Behavior*, 1996, *14* (1), 124–143.
- Morris, Stephen and Hyun Song Shin**, “Social Value of Public Information,” *American Economic Review*, 2002, *92* (5), 1521–1534.
- Myerson, Roger B**, “Optimal Coordination Mechanisms in Generalized Principal-Agent Problems,” *Journal of Mathematical Economics*, 1982, *10* (1), 67–81.
- , “Multistage Games with Communication,” *Econometrica*, 1986, *54* (2), 323–358.
- Perez-Richet, Eduardo and Vasiliki Skreta**, “Test Design under Falsification,” *Econometrica*, 2022, *90* (3), 1109–1142.
- Quinzii, Martine and Jean-Charles Rochet**, “Multidimensional Signaling,” *Journal of Mathematical Economics*, 1985, *14* (3), 261–284.
- Rick, Armin**, “The Benefits of Miscommunication in Communication Games,” 2013. Working paper.
- Rodina, David**, “Information Design and Career Concerns,” 2020. Discussion Paper Series - CRC TR 224 No. 220.
- **and John Farragut**, “Inducing Effort through Grades,” 2020. Discussion Paper Series - CRC TR 224 No. 221.
- Rosenthal, Robert W**, “A Class of Games Possessing Pure-strategy Nash Equilibria,” *International Journal of Game Theory*, 1973, *2*, 65–67.
- Segura-Rodriguez, Carlos**, “Selling Data,” 2021. Working paper.
- Voorneveld, Mark**, “Best-Response Potential Games,” *Economics Letters*,

2000, *66* (3), 289–295.

Whitmeyer, Mark, “Bayesian Elicitation,” 2020. arXiv:1902.00976v2.

Zapechelnyuk, Andriy, “Optimal Quality Certification,” *American Economic Review: Insights*, 2020, *2* (2), 161–176.

B For Online Publication: No fully informative equilibrium

Nonlinear signaling equilibria are difficult to analyze, but I can show that no equilibrium can be fully informative. In the next result, *Bayes–Nash equilibrium* allows for mixed strategies.

Proposition 6 (No fully informative equilibrium)

If $\Sigma_{\delta\delta}$ has full rank, then the signaling game has no fully informative Bayes–Nash equilibrium.

Proof. Assume $\Sigma_{\delta\delta}$ is full rank. Suppose for a contradiction that the signaling game has a fully informative equilibrium. I will show that some type of the sender has a profitable deviation.

The first step is to construct the candidate deviating types. The type space $T = \text{supp}(\eta, \delta)$ must contain an ellipse E defined by the equation

$$(\eta - \mu_\eta)^T \Sigma_{\eta\eta}^{-1} (\eta - \mu_\eta) + (\delta - \mu_\delta)^T \Sigma_{\delta\delta}^{-1} (\delta - \mu_\delta) = r^2,$$

for some positive radius r . Choose η^0 such that $(\eta^0 - \mu_\eta) \Sigma_{\eta\eta}^{-1} (\eta^0 - \mu_\eta)$ is strictly between 0 and r^2 . Then $(\eta^0, t\mu_\delta)$ intersects E for two positive values of t , which I denote $t_1 < t_2$. Let $\delta^0 = t_1\mu_\delta$ and set $\kappa = t_2/t_1$ so $\kappa\delta^0 = t_2\mu_\delta$. Next, I construct a sequence of types converging to (η^0, δ^0) as follows. Since $\Sigma_{\delta\delta}$ and $\Sigma_{\eta\eta}$ both have full rank, we can find a strictly positive sequence t^i converging to 0 and a real sequence s^i converging to 0 such that each type

$$(\eta^i, \delta^i) := (\eta^0 + t^i\beta, \delta^0 + s^i\delta^0)$$

lies on the ellipse E . Clearly $(\eta^i, \delta^i) \rightarrow (\eta^0, \delta^0)$ as $i \rightarrow \infty$.

For all $i \geq 0$, choose a feature vector x^i that type (η^i, δ^i) induces through some equilibrium distortion choice. Since the equilibrium is fully informative, it follows that $y(x^i) = \beta_0 + \beta^T \eta^i$ for each i . Each type (η^i, δ^i) can secure the payoff from mimicking (η^0, δ^0) , so the sequence (x^i) for $i \geq 1$ is bounded. After

possibly passing to a subsequence, I can assume that this sequence converges to some limit x^* .

Now I obtain the contradiction. To simplify notation, let

$$c(d) = (1/2) \sum_{j=1}^k d_j / \delta_j^0.$$

Each type (η^i, δ^i) weakly prefers x^i to x^0 , so

$$t^i \|\beta\|^2 \geq \frac{c(x^i - \eta^i) - c(x^0 - \eta^i)}{(1 + s^i)^2}.$$

Passing to the limit in i gives

$$c(x^* - \eta^0) \leq c(x^0 - \eta^0). \quad (32)$$

Type $(\eta^0, \kappa\delta^0)$ must be indifferent between x^0 and any feature vector chosen in equilibrium since x^0 yields same decision and cannot be more costly (for otherwise type (η^0, δ^0) would have a profitable deviation). Therefore, type $(\eta^0, \kappa\delta^0)$ weakly prefers x^0 to x^i , so

$$t^i \|\beta\|^2 \leq \frac{c(x^i - \eta^0) - c(x^0 - \eta^0)}{\kappa^2} \leq \frac{c(x^i - \eta^0) - c(x^* - \eta^0)}{\kappa^2}, \quad (33)$$

where the second inequality follows from (32).

Similarly, since each type (η^i, δ^i) prefers x^i to x^j , we have

$$(t^i - t^j) \|\beta\|^2 \geq \frac{c(x^i - \eta^i) - c(x^j - \eta^i)}{(1 + s^i)^2}.$$

Passing to the limit as $j \rightarrow \infty$ gives

$$t^i \|\beta\|^2 \geq \frac{c(x^i - \eta^i) - c(x^* - \eta^i)}{(1 + s^i)^2}. \quad (34)$$

Clear denominators in (33) and (34) and then subtract to get

$$\begin{aligned}
& ((1 + s_i)^2 - (1 + \kappa)^2)t^i \|\beta\|^2 \\
& \geq [c(x^i - \eta^i) - c(x^* - \eta^i)] - [c(x^i - \eta^0) - c(x^* - \eta^0)] \\
& = [c(x^i - \eta^i) - c(x^i - \eta^0)] + [c(x^* - \eta^0) - c(x^* - \eta^i)] \\
& = [c(x^i - \eta^0 - t^i \beta) - c(x^i - \eta^0)] + [c(x^* - \eta^0) - c(x^* - \eta^0 - t^i \beta)].
\end{aligned}$$

Divide by t^i and pass to the limit as $i \rightarrow \infty$. By the mean value theorem, the terms on the right converge to $-c'(x^* - \eta^0)\beta$ and $c'(x^* - \eta^0)\beta$, so we obtain the contradiction

$$-(\kappa^2 - 1)\|\beta\|^2 \geq 0. \quad \square$$